



THE COMPLETE RANGE OF LAMPS AT A GLANCE

OSRAM LED LAMPS FROM LEDVANCE

September 2020



LEDVANCE is licensee of product trademark
OSRAM for lamps products in general lighting.

LEDVANCE: ADVANCING LIGHT

FED UP WITH BAD LIGHT? BETTER SWITCH TO OSRAM LED LAMPS FROM LEDVANCE.

As a trusted partner with more than 100 years' experience in general lighting, we are committed to overcoming the battle against bad lighting. At LEDVANCE, we combine tradition with modern, forward-looking lighting technology and thus build on long-standing customer relationships and a strong sales network. We are experts in general lighting globally and trailblazers when it comes to technology trends and the rapidly changing requirements for good light.

We are a strong partner locally with a presence in more than 140 countries and address the specific needs of our customers together with our teams of specialists – regardless of whether luminaires, lamps or electronic components.

LEDVANCE boasts an extensive portfolio of LED lamps designed for the most varied applications and requirements of lighting professionals and customers. There are many good arguments in favour of LED lamps under the OSRAM brand in the LEDVANCE product range: up to CRI 97, VDE-certified products¹ and a guarantee of up to five years².

To this end, we will continue developing advanced products into the future too and provide you with the best possible support in your individual battle against bad light.



¹ VDE-certified under IEC62776: SubstiTUBE® Advanced Ultra Output/Advanced T8 EM, Connected Sensor
² For further information and exact guarantee conditions, please visit www.ledvance.co.uk/guarantee

CONTENTS



LED TUBES

11



SPECIAL LED LAMPS

32



LED LAMPS WITH CLASSIC BULB SHAPES

53



LED REFLECTOR LAMPS

76



LED LAMPS WITH ADDED FUNCTION

95



All technical parameters apply to the entire lamp. Because of the complex manufacturing process for light emitting diodes (LEDs), the specified typical values for LED technical parameters represent only purely statistical variables. They do not necessarily correspond to the actual technical parameters for each individual product which can deviate from the typical value.

A JOINT OFFENSIVE – ON OUR MISSION FOR SAFE AND CONVENIENT LIGHTING

OUR HIGHLIGHTS FOR YOUR SUCCESS

Do you want to do more each day than simply meet the challenges of your everyday life? Do you want to also meet the demands of your customers and also your own? At least the matter of finding the right lighting won't be in your way!

Look forward to a massive boost in a wide variety of applications! In industry, car parks, outdoor lighting, at the office, in shops or facility management ...: Impress your customers with outstanding energy efficiency, innovative functions, ideal designs – and long-lasting LED light quality at its best.

Here's an overview of your new allies on our joint mission for good lighting.



01
Page
11

**OSRAM SUBSTITUBE® PRO
ULTRA OUTPUT T8 EM**
High-performance LED tubes for demanding lighting tasks. Made of glass with splitter protection, shatterproof, flicker-free, very high resistance to switching loads and also VDE-certified.

02
Page
19

**OSRAM SUBSTITUBE® CONNECTED
ADVANCE ULTRA OUTPUT T8 EM**
LED tubes with splitter protection for wireless connection via ZigBee 3.0. No bending thanks to glass technology, very high resistance to switching loads, with splitter protection. Can only be operated with the LEDVANCE Connected Sensor.

03
Page
20

LEDVANCE CONNECTED SENSOR
Wirelessly connectable sensor with combined presence and daylight detection. Transmission standard: ZigBee 3.0. Very easy to install and use.

04

OSRAM PARATHOM® PAR16

LED reflector lamp in an attractive glass design. Design, dimensions and luminous flux comparable to an incandescent or halogen bulb, very high colour rendering index $R_a \leq 97$.

Page
77

05

OSRAM PARATHOM® MR16


Excellent LED replacement for low-voltage halogen reflector lamps. In a glass design, very durable and with very high colour rendering $R_a \leq 97$.

Page
80

06

OSRAM PARATHOM® CLASSIC A 150 DIM

First dimmable 150 W classic LED lamp in full glass. Can be operated with many common dimmers.

Page
53

07

07

OSRAM HQL LED PRO

Perfect replacement for HID lamps. In a new design, CCG-compatible, with high protection class (IP65) and a life of up to 50,000 hours.

Page
37

08

OSRAM DULUX® F LED

Traditional design made of full glass. CCG-compatible and can be operated on mains voltage.

Page
36

09

OSRAM PARATHOM® SLIM LINE R7S

Especially slim LED replacement for conventional tubular halogen lamps. Also suitable for small design luminaires thanks to compact design.

Page
51

10

OSRAM LED SPECIAL T SLIM DIM

First dimmable LED replacement for halogen lamps with B15d base. Ideal especially for many small design luminaires. Easy to replace thanks to compact design.

Page
48

11

OSRAM PARATHOM® SPEZIAL T26

Special LED lamp for fridges, design luminaires or sewing machines, for example. Very compact dimensions, good all-round light distribution.

Page
46

SMART⁺ LIGHTING SOLUTIONS ALWAYS THE RIGHT CHOICE, ALWAYS SMART

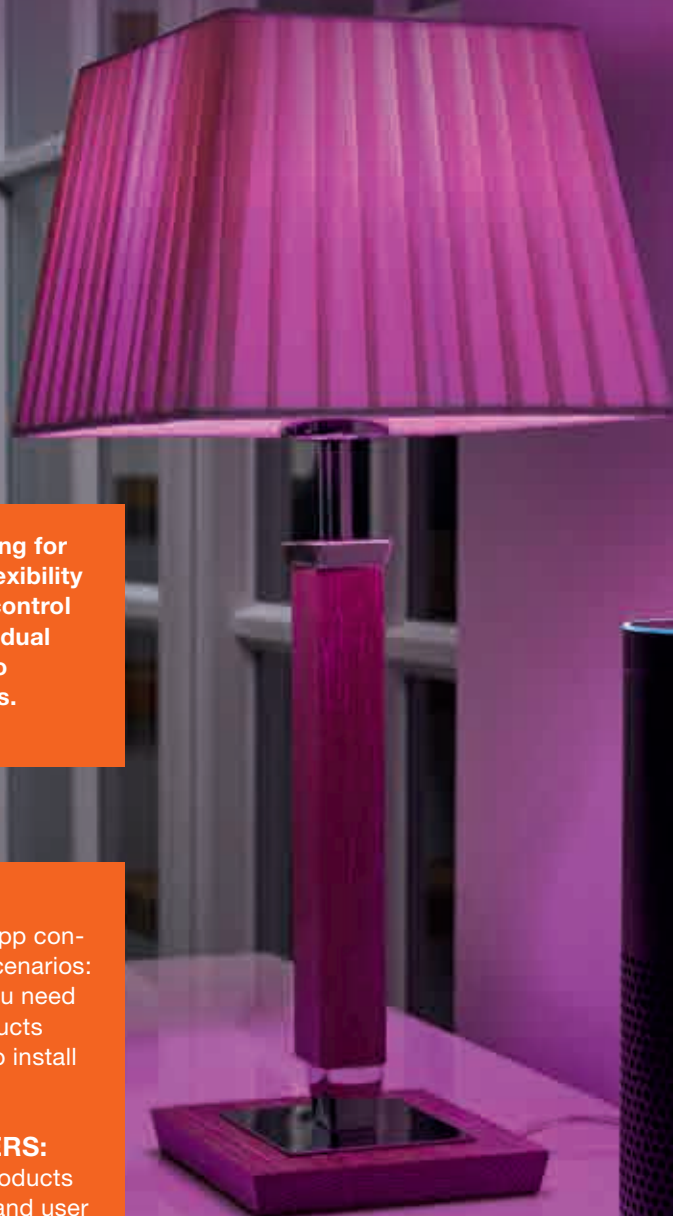
The demands placed on lighting are calling for more and more versatility. This means flexibility plays a crucial role in suitably adapting control and compatibility to accommodate individual moods and needs. The SMART⁺ portfolio for living areas meets these requirements. It benefits you – and your customers.

YOUR ADVANTAGES:

Whether it's lamps or luminaires, voice or app control, simple functions or complex lighting scenarios: With LEDVANCE, you receive everything you need for smart lighting from one source. All products share one thing in common: They're easy to install and offer top value for the money!

ADVANTAGES FOR YOUR CUSTOMERS:

The SMART⁺ portfolio offers compelling products that combine innovation, quality, reliability and user friendliness. With this portfolio, it doesn't matter what kind of "lighting knowledge" your customers may have – thanks to the large selection of WiFi, Bluetooth and ZigBee functionalities, a suitable smart lighting solution can be found for almost any need.



SMART+ LIGHTING SOLUTIONS: LIGHT TO SUIT YOUR EVERY MOOD



WIFI

For many, “smart light” means completely uncharted territory — and this is where we step in with our WiFi portfolio to offer the ideal product range. Simple functions help users experience their first “aha” moments.

And how does this benefit you? Easy installation, a good price-performance ratio and the option to incorporate up to 250 devices into the system.

KEY SALES ARGUMENTS FOR YOUR CONVERSATIONS WITH CUSTOMERS:



CAN BE CONTROLLED FROM ANYWHERE



CAN BE CONTROLLED BY VOICE



CAN BE CONTROLLED USING FREE LEDVANCE SMART+ APP OR PARTNER APP



Bluetooth MESH

Do your customers already have sound knowledge of smart lighting? Then LEDVANCE Bluetooth mesh products are exactly the right choice for them.

But as an installation specialist, you, too, benefit — from wireless installation without a gateway, high safety and security standards, and up to 30,000 devices that can be integrated.

KEY SALES ARGUMENTS FOR YOUR CONVERSATIONS WITH CUSTOMERS:



CAN BE CONTROLLED FROM ANYWHERE



CAN BE CONTROLLED BY VOICE



CAN BE CONTROLLED USING FREE LEDVANCE SMART+ APP OR PARTNER APP



BLUETOOTH MESH FUNCTION



zigbee

Installed using a gateway, the ZigBee portfolio is suitable for customers who have exacting requirements as well as features options for complex applications along with the basic functions.

Thanks to their excellent compatibility, the products can be integrated into other existing smart home installations you may have and guarantee your customers necessary safety and security standards.

KEY SALES ARGUMENTS FOR YOUR CONVERSATIONS WITH CUSTOMERS:



CAN BE CONTROLLED FROM ANYWHERE



CAN BE CONTROLLED BY VOICE



CAN BE CONTROLLED USING PARTNER APP



MESH FUNCTION



GATEWAY FOR DIRECT COMMUNICATION BETWEEN THE PRODUCTS

LET YOURSELF STAND IN THE BEST LIGHT:
The Smart+ range of products have the best resale arguments



OSRAM SUBSTITUBE® T8 EM PRODUCT SEGMENTATION



Every project is different, every lighting task is different, every customer has different requirements: With our new product segmentation for the OSRAM SubstiTUBE® T8 EM family, we now offer you targeted support to ensure you have the perfect LED tubes for every application. The new OSRAM SubstiTUBE® PRO T8 EM stands for flicker-free high-performance lighting with splitter protection, extremely high efficiency – and everything certified according to VDE. The reworked OSRAM SubstiTUBE® ADVANCED T8 EM combines high efficiency with a high light yield at an unbeatable price in the professional segment. The OSRAM SubstiTUBE® Value T8 EM offers efficient, cost-conscious LED light.

**CCG/AC
mains**
Mains
voltage

FOR DEMANDING
LIGHTING
INSTALLATIONS:

**OSRAM
SUBSTITUBE®
PRO
T8 EM**
▶ Page 11 – 12

- VDE-certified 
- Max. light output of up to 3,700 lm
- Max. efficiency of up to 175 lm/W
- A life of up to 60,000 hours
- Flicker-free according to EU 2019/2020
- Glass design with splitter protection
- For supermarkets, industry and warehouses, offices, etc.



FOR AN IDEAL
PRICE-PERFORMANCE
RATIO:

**OSRAM
SUBSTITUBE®
ADVANCED
T8 EM**
▶ Page 13 – 14

- Max. light output of up to 3,700 lm
- High efficiency up to 160 lm/W
- A life of up to 50,000 hours
- Glass design
- For industry and warehouses, offices, car parks, etc.



FOR COST-
CONSCIOUS LIGHTING
INSTALLATIONS:

**OSRAM
SUBSTITUBE®
VALUE
T8 EM**
▶ Page 15

- Good light output of up to 2,200 lm
- Good efficiency up to 110 lm/W
- A life of up to 30,000 hours
- Glass design
- For car parks, facility management, corridors, etc.



REFERENCE PROJECT: CAR PARK IN UTRECHT – MORE SECURITY, LOWER COSTS

MORE SECURITY, LOWER COSTS: INTELLIGENT CONNECTED LIGHTING FOR THE HOOG CATHARIJNE CAR PARK IN UTRECHT

The challenge

Installing conventional light management systems in car parks is often a complex and cost-intensive task, because there are usually no cable ducts available for the rewiring or DALI cabling. If sensors are also to be integrated, that often requires a separate control unit.

The solution

850 OSRAM SubstiTUBE® Connected T8 LED tubes in robust LEDVANCE damp-proof housing were used. The lamps can be controlled wirelessly via the ZigBee 3.0 communication standard and connected to the LEDVANCE Connected Sensors. Thanks to LED technology, zonal dimming, presence and daylight detection, the smart system now saves considerably more energy than the fluorescent lamps installed previously.

The benefits

Optimum lighting

The OSRAM SubstiTUBE® T8 Connected LED tubes were developed specifically for use in car parks, factories, warehouses and corridors.

Efficient system

The cool white light colour (4,000 K) of the LED lamps now ensures much better lighting for the car park. At the same time, the electricity costs can be significantly reduced thanks to the motion and daylight sensor technology, because the times when 100 percent light had to burn around the clock are definitely over since the upgrade to the connected system.

Simple installation

The system allows professional, wirelessly connected light management without extensive wiring and programming.



“The choice was made on the Connected system from LEDVANCE, existing of OSRAM Connected LED tubes and LEDVANCE Connected Sensors. The reason for this is the ease of installation, energy efficiency and low costs at maintenance intervals of up to 6 years because the LED tubes can be easily replaced“.

Hans Smit of LichtServiceNederland BV

PROJECT DETAILS:

Upgrade to a connected lighting system in a car park in Utrecht

Application: Indoor Parking

Technology: LED technology, sensor technology, wirelessly connected light control via ZigBee 3.0

Products:

- 850 OSRAM SubstiTUBE® Connected G2 1,500 mm, light colour 840
- 800 LEDVANCE damp-proof housing 1,500 1x/2x
- 25 LEDVANCE Connected Sensors ST8 High Bay

Hoog Catharijne

P1



hoogte 2 meter

Max. doorrij



SubstiTUBE PRO Ultra Output EM^{1,2}

High performance LED tubes for electromagnetic control gears, shatterproof



1



3

PRODUCT FEATURES

- LED replacement for classic T8 fluorescent lamps with G13 socket for use in CCG luminaires or on AC mains
- Low flicker according to EU 2019/2020
- Lamp tube made of glass with splinter protection e.g. for food industry applications
- VDE certified according to IEC62776
- For especially uniform illumination

PRODUCT BENEFITS

- No bending thanks to glass technology
- Shatter protection thanks to special PET coating
- Support the implementation of the HACCP concepts from production through to presentation
- Very high resistance to switching loads
- High luminous flux for sophisticated lighting tasks

AREAS OF APPLICATION

- General illumination within ambient temperatures from -20...+50 °C
- Illumination of production areas
- Traffic zones and corridors
- Supermarkets and department stores
- Industry

Product name	GTIN (EAN)	Static code	w/w	W	lm	lm/w	K	°	CRI	t _h ⁴	⁵	Light No.			
NEW ST8PROUO-EM 14.3 W/3000K 1200 mm	4058075453968	T8PROU430	36	G13	1,212	14.3	2,250	158	3,000	190	83	60,000	A++	10	1
NEW ST8PROUO-EM 14.3 W/4000K 1200 mm	4058075453982	T8PROU440	36	G13	1,212	14.3	2,500	175	4,000	190	83	60,000	A++	10	1
NEW ST8PROUO-EM 14.3 W/6500K 1200 mm	4058075454002	T8PROU465	36	G13	1,212	14.3	2,500	175	6,500	190	83	60,000	A++	10	1
NEW ST8PROUO-EM 21.1 W/3000K 1500 mm	4058075454026	T8PROU530	58	G13	1,513	21.1	3,330	158	3,000	190	83	60,000	A++	10	1
NEW ST8PROUO-EM 21.1 W/4000K 1500 mm	4058075454040	T8PROU540	58	G13	1,513	21.1	3,700	175	4,000	190	83	60,000	A++	10	1
NEW ST8PROUO-EM 21.1 W/6500K 1500 mm	4058075454064	T8PROU565	58	G13	1,513	21.1	3,700	175	6,500	190	83	60,000	A++	10	1

SAFETY ADVICE

Not suitable for operation with electronic control gear.

Operation in outdoor applications in suitable damp-proof luminaires possible according to data sheet and installation instruction.

¹ Protection class: IP20 | ² Non-dimmable | ³ You will find further information and the exact guarantee terms and conditions at www.ledvance.co.uk/guarantee | ⁴ L70/B50 |

⁵ Energy efficiency class (EEC) on a scale of A++ (highest efficiency) to E (lowest efficiency)

SubstiTUBE PRO EM^{1,2}

High performance LED tubes for electromagnetic control gears, shatterproof



1



3

PRODUCT FEATURES

- LED replacement for classic T8 fluorescent lamps with G13 socket for use in CCG luminaires or on AC mains
- Low flicker according to EU 2019/2020
- Lamp tube made of glass with splinter protection e.g. for food industry applications
- VDE certified according to IEC62776
- Single and tandem operation on conventional control gear (0.6 m version)

PRODUCT BENEFITS

- No bending thanks to glass technology
- Shatter protection thanks to special PET coating
- Support the implementation of the HACCP concepts from production through to presentation
- Very high resistance to switching loads
- High luminous flux for sophisticated lighting tasks

AREAS OF APPLICATION

- General illumination within ambient temperatures from -20...+50 °C
- Illumination of production areas
- Traffic zones and corridors
- Supermarkets and department stores
- Industry

Product name	GTIN (EAN)	Static code	w	W	lm	lm/W	K	°C	CRI	t _h	5	6	7	8	9
ST8PRO-EM 6.7 W/4000K 600 mm	4058075454088	T8PRO240	18	G13	603	6.7	1,100	165	4,000	190	83	60,000	A++	10	1
ST8PRO-EM 6.7 W/6500K 600 mm	4058075454101	T8PRO265	18	G13	603	6.7	1,100	165	6,500	190	83	60,000	A++	10	1
ST8PRO-EM 10.3 W/4000K 900 mm	4058075454125	T8PRO340	30	G13	908	10.3	1,700	165	4,000	190	83	60,000	A++	10	1
ST8PRO-EM 10.3 W/6500K 900 mm	4058075454149	T8PRO365	30	G13	908	10.3	1,700	165	6,500	190	83	60,000	A++	10	1
ST8PRO-EM 12.1 W/4000K 1100 mm	4058075454163	T8PRO340-1	38	G13	1,061	12.1	2,000	165	4,000	190	83	60,000	A++	10	1
ST8PRO-EM 12.1 W/6500K 1100 mm	4058075454187	T8PRO365-1	38	G13	1,061	12.1	2,000	165	6,500	190	83	60,000	A++	10	1
ST8PRO-EM 12.7 W/4000K 1200 mm	4058075454200	T8PRO440	36	G13	1,212	12.7	2,100	165	4,000	190	83	60,000	A++	10	1
ST8PRO-EM 12.7 W/6500K 1200 mm	4058075454224	T8PRO465	36	G13	1,212	12.7	2,100	165	6,500	190	83	60,000	A++	10	1
ST8PRO-EM 18.8 W/4000K 1500 mm	4058075454248	T8PRO540	58	G13	1,513	18.8	3,100	165	4,000	190	83	60,000	A++	10	1
ST8PRO-EM 18.8 W/6500K 1500 mm	4058075454262	T8PRO565	58	G13	1,513	18.8	3,100	165	6,500	190	83	60,000	A++	10	1

SAFETY ADVICE

Not suitable for operation with electronic control gear.

Operation in outdoor applications in suitable damp-proof luminaires possible according to data sheet and installation instruction.

¹ Protection class: IP20 | ² Non-dimmable | ³ You will find further information and the exact guarantee terms and conditions at www.ledvance.co.uk/guarantee | ⁴ L70/B50 | ⁵ Energy efficiency class (EEC) on a scale of A++ (highest efficiency) to E (lowest efficiency)

SubstiTUBE Advanced Ultra Output^{1,2}

LED tubes for electromagnetic control gears



1



PRODUCT FEATURES

- LED replacement for classic T8 fluorescent lamps with G13 socket for use in CCG luminaires or on AC mains
- Tube made of glass
- For especially uniform illumination
- Bright, robust and durable
- Mercury-free and RoHS compliant

PRODUCT BENEFITS

- No bending thanks to glass technology
- Quick, simple and safe replacement without rewiring
- Energy savings of up to 63 % (compared to T8 fluorescent lamp on CCG)
- Very high resistance to switching loads
- High luminous flux for sophisticated lighting tasks

AREAS OF APPLICATION

- General illumination within ambient temperatures from -20...+50 °C
- Illumination of production areas
- Traffic zones and corridors
- Supermarkets and department stores

Product name	GTIN (EAN)	Static code	w	W	Im	lm/W	K	°C	CRI	t _h ⁵	6	7	8	9	10	11
ST8AU-EM 15.6 W/3000K 1200 mm EM ³	4058075454620	T8AU0430	58	G13	1,212	15.6	2,250	144	3,000	190	83	50,000	A++	10	1	
ST8AU-EM 15.6 W/4000K 1200 mm EM ³	4058075454644	T8AU0440	58	G13	1,212	15.6	2,500	160	4,000	190	83	50,000	A++	10	1	
ST8AU-EM 15.6 W/6500K 1200 mm EM ³	4058075454668	T8AU0465	58	G13	1,212	15.6	2,500	160	6,500	190	83	50,000	A++	10	1	
ST8AU-EM 23.1 W/3000K 1500 mm EM ³	4058075454682	T8AU0530	36	G13	1,513	23.1	3,330	144	3,000	190	83	50,000	A++	10	1	
ST8AU-EM 23.1 W/4000K 1500 mm EM ³	4058075454705	T8AU0540	36	G13	1,513	23.1	3,700	160	4,000	190	83	50,000	A++	10	1	
ST8AU-EM 23.1 W/6500K 1500 mm EM ³	4058075454729	T8AU0565	36	G13	1,513	23.1	3,700	160	6,500	190	83	50,000	A++	10	1	

SAFETY ADVICE

Not suitable for operation with electronic control gear.

Operation in outdoor applications in suitable damp-proof luminaires possible according to data sheet and installation instruction.

¹ Protection class: IP20 | ² Non-dimmable | ³ When used to replace a T8 fluorescent lamp the total energy efficiency and light distribution depends on the design of the lighting system. Not usable in luminaires with serial lamp connection, i.e. more than one tube at one magnetic ballast (tandem circuitry) | ⁴ You will find further information and the exact guarantee terms and conditions at www.ledvance.co.uk/guarantee | ⁵ L70/B50 | ⁶ Energy efficiency class (EEC) on a scale of A++ (highest efficiency) to E (lowest efficiency)

SubstiTUBE Advanced^{1,2}

High performance LED tubes for electromagnetic control gears



1

GLASS

CCG

AC
MAINSLEDVANCE
5
year
guarantee

3

PRODUCT FEATURES

- LED replacement for classic T8 fluorescent lamps with G13 socket for use in CCG luminaires or on AC mains
- Single and tandem operation on conventional control gear (0.6 m version)
- Tube made of glass
- Mercury-free and RoHS compliant
- Uniform illumination

PRODUCT BENEFITS

- No bending thanks to glass technology
- Quick, simple and safe replacement without rewiring
- Energy savings of up to 60 % (compared to T8 fluorescent lamp on CCG)
- Instant-on light, therefore ideally suitable in combination with sensor technology
- Very high resistance to switching loads

AREAS OF APPLICATION

- General illumination within ambient temperatures from -20...+50 °C
- Illumination of production areas
- Traffic zones and corridors
- Supermarkets and department stores
- Industry

Product name	GTIN (EAN)	Static code	w×w	mm	$\frac{l}{\text{mm}}$	W	lm	$\frac{\text{lm}}{\text{W}}$	K	°C	CRI	t _h ⁴	⁵	Icons	No.
NEW ST8A-EM 7.3 W/4000K 600 mm EM	4058075454743	T8A240	18	G13	603	7.3	1,100	150	4,000	190	83	50,000	A++	10	1
NEW ST8A-EM 7.3 W/6500K 600 mm EM	4058075454767	T8A265	18	G13	603	7.3	1,100	150	6,500	190	83	50,000	A++	10	1
NEW ST8A-EM 14 W/4000K 1200 mm EM	4058075454781	T8A440	36	G13	1,212	14	2,100	150	4,000	190	83	50,000	A++	10	1
NEW ST8A-EM 14 W/6500K 1200 mm EM	4058075454804	T8A465	36	G13	1,212	14	2,100	150	6,500	190	83	50,000	A++	10	1
NEW ST8A-EM 20.6 W/4000K 1500 mm EM	4058075454828	T8A540	58	G13	1,513	20.6	3,100	150	4,000	190	83	50,000	A++	10	1
NEW ST8A-EM 20.6 W/6500K 1500 mm EM	4058075454842	T8A565	58	G13	1,513	20.6	3,100	150	6,500	190	83	50,000	A++	10	1

SAFETY ADVICE

Not suitable for operation with electronic control gear.

Operation in outdoor applications in suitable damp-proof luminaires possible according to data sheet and installation instruction.

¹ Protection class: IP20 | ² Non-dimmable | ³ You will find further information and the exact guarantee terms and conditions at www.ledvance.co.uk/guarantee | ⁴ L70/B50 | ⁵ Energy efficiency class (EEC) on a scale of A++ (highest efficiency) to E (lowest efficiency)

SubstiTUBE Value^{1,2}

Economic LED tubes for electromagnetic control gears



1

GLASS

CCG

AC
MAINSLEDVANCE
3
year
guarantee

PRODUCT FEATURES

- LED replacement for classic T8 fluorescent lamps with G13 socket for use in CCG luminaires or on AC mains
- Uniform illumination
- Mercury-free and RoHS compliant
- Single and tandem operation on conventional control gear (0.6 m version)
- Tube made of glass

PRODUCT BENEFITS

- No bending thanks to glass technology
- Energy savings of up to 65 % (compared to T8 fluorescent lamp on CCG)
- Quick, simple and safe replacement without rewiring
- Instant-on light, therefore ideally suitable in combination with sensor technology
- Very high resistance to switching loads

AREAS OF APPLICATION

- General illumination within ambient temperatures from -20...+45 °C
- Corridors, stairways, parking garages
- Industry
- Warehouses
- Cooling and storage rooms

Product name	GTIN (EAN)	Static code	w×w	mm	I (mm)	W	lm	lm/W	K	°C	CRI	t _h ⁴	5	6	7	8
NEW ST8V-EM 7.3 W/3000K 600 mm	4058075454446	T8V230	18	G13	603	7.3	720	99	3,000	190	≥80	30,000	A+	10	1	
NEW ST8V-EM 7.3 W/4000K 600 mm	4058075454460	T8V240	18	G13	603	7.3	800	110	4,000	190	≥80	30,000	A+	10	1	
NEW ST8V-EM 7.3 W/6500K 600 mm	4058075454484	T8V265	18	G13	603	7.3	800	110	6,500	190	≥80	30,000	A+	10	1	
NEW ST8V-EM 16.4 W/3000K 1200 mm	4058075454507	T8V430	36	G13	1,212	16.4	1,620	99	3,000	190	≥80	30,000	A+	10	1	
NEW ST8V-EM 16.4 W/4000K 1200 mm	4058075454521	T8V440	36	G13	1,212	16.4	1,800	110	4,000	190	≥80	30,000	A+	10	1	
NEW ST8V-EM 16.4 W/6500K 1200 mm	4058075454545	T8V465	36	G13	1,212	16.4	1,800	110	6,500	190	≥80	30,000	A+	10	1	
NEW ST8V-EM 20 W/3000K 1500 mm	4058075454569	T8V530	58	G13	1,513	20	1,980	99	3,000	190	≥80	30,000	A+	10	1	
NEW ST8V-EM 20 W/4000K 1500 mm	4058075454583	T8V540	58	G13	1,513	20	2,200	110	4,000	190	≥80	30,000	A+	10	1	
NEW ST8V-EM 20 W/6500K 1500 mm	4058075454606	T8V565	58	G13	1,513	20	2,200	110	6,500	190	≥80	30,000	A+	10	1	

SAFETY ADVICE

Not suitable for operation with electronic control gear.

Operation in outdoor applications in suitable damp-proof luminaires possible according to data sheet and installation instruction.

¹ Protection class: IP20 | ² Non-dimmable | ³ You will find further information and the exact guarantee terms and conditions at www.ledvance.co.uk/guarantee | ⁴ L70/B50 | ⁵ Energy efficiency class (EEC) on a scale of A++ (highest efficiency) to E (lowest efficiency)

SubstiTUBE MOTION SENSOR^{1,2}

High performance LED tubes with integrated microwave sensor for electromagnetic control gears, shatterproof



1



3

PRODUCT FEATURES

- LED replacement for classic T8 fluorescent lamps with G13 socket for use in CCG luminaires or on AC mains
- Integrated microwave sensor with motion detection
- Automatic dimming to 20 % light output after 5 minutes without motion detection
- Automatic light switch off 7 minutes after the last motion detection
- Microwave sensor with 5,8 GHz

PRODUCT BENEFITS

- Energy savings of up to 90 % compared to conventional fluorescent lamp
- Quick, simple and safe replacement of fluorescent lamps without rewiring the CCG
- No bending thanks to glass technology
- Shatter protection thanks to special PET coating
- Support the implementation of the HACCP concepts from production through to presentation

AREAS OF APPLICATION

- General illumination within ambient temperatures from -20...+50 °C
- Corridors, stairways, parking garages
- Warehouses
- Walkways and corridors
- Storage rooms

Product name	GTIN (EAN)	Static code	$w \Delta W$	$\frac{W}{m}$	$\frac{l}{(mm)}$	W	lm	$\frac{lm}{W}$	K	Δ	CRI	t_{in} ⁴	$\frac{lm}{m^2}$ ⁵	Icons	No.
ST8MS-EM 7.3 W/4000K 600 mm EM	4058075292413	T8MS240	18	G13	604	7.3	1,100	150	4,000	190	83	50,000	A++	8	1
ST8MS-EM 14 W/4000K 1200 mm EM	4058075292437	T8MS440	36	G13	1,212	14	2,100	150	4,000	190	83	50,000	A++	8	1
ST8MS-EM 20.6 W/4000K 1500 mm EM	4058075292451	T8MS540	58	G13	1,513	20.6	3,100	150	4,000	190	83	50,000	A++	8	1

SAFETY ADVICE

Not suitable for operation with electronic control gear.

Operation in outdoor applications in suitable damp-proof luminaires possible according to data sheet and installation instruction.

¹ Protection class: IP20 | ² Non-dimmable | ³ You will find further information and the exact guarantee terms and conditions at www.ledvance.co.uk/guarantee | ⁴ L70/B50 | ⁵ Energy efficiency class (EEC) on a scale of A++ (highest efficiency) to E (lowest efficiency)

SubstiTUBE FOOD^{1,2}

High performance LED tubes for electromagnetic control gears, shatterproof, for food presentation



1



3

PRODUCT FEATURES

- LED replacement for classic T8 fluorescent lamps with G13 socket for use in CCG luminaires or on AC mains
- Lamp tube made of glass with splinter protection e.g. for food industry applications
- Specially tailored spectral distribution (comparable to T8 FL NATURA 76)
- VDE certified according to IEC62776
- Type of protection: IP20

PRODUCT BENEFITS

- Food looks fresh and appetizing without unduly “beautifying” it
- No bending thanks to glass technology
- Quick, simple and safe replacement of fluorescent lamps without rewiring the CCG
- Energy savings of up to 60 % (compared to T8 fluorescent lamp on CCG)
- Shatter protection thanks to special PET coating

AREAS OF APPLICATION

- General illumination within ambient temperatures from -20...+50 °C
- Supermarkets and department stores
- Bakeries, meat processors, butchers
- Shops
- Especially suitable for the food sector

Product name	GTIN (EAN)	Static code	W _{LED}	W	Im	Im/W	K	°C	CRI	t _h ⁴	Energy efficiency class ⁵	Light No.			
ST8FOOD-EM 7.9 W/3300K 900 mm EM	4058075292475	T8F00D333	30	G13	908	7.9	750	94	3,300	190	≥80	50,000	A+	10	1
ST8FOOD-EM 11.6 W/3300K 1200 mm EM	4058075292499	T8F00D433	36	G13	1,212	11.6	1,100	94	3,300	190	≥80	50,000	A+	10	1
ST8FOOD-EM 17.9 W/3300K 1500 mm EM	4058075292512	T8F00D533	58	G13	1,513	17.9	1,700	94	3,300	190	≥80	50,000	A+	10	1

SAFETY ADVICE

Not suitable for operation with electronic control gear.

Operation in outdoor applications in suitable damp-proof luminaires possible according to data sheet and installation instruction.

¹ Protection class: IP20 | ² Non-dimmable | ³ You will find further information and the exact guarantee terms and conditions at www.ledvance.co.uk/guarantee | ⁴ L70/B50 |

⁵ Energy efficiency class (EEC) on a scale of A++ (highest efficiency) to E (lowest efficiency)

SubstiTUBE Start

Starter for SubstiTUBE EM (CCG)



1

PRODUCT FEATURES

- Substitute starter for the replacement of a fluorescent lamp with a LED tube
- Suitable for operation with low loss or conventional control gear or line voltage
- Integrated electrical fuse

PRODUCT BENEFITS

- Extremely break resistant thanks to cover made of polycarbonate
- Mercury-free and RoHS compliant

AREAS OF APPLICATION

- Not suitable for operation with electronic control gears

Product name	GTIN (EAN)	Static code		 No.
SUBSTITUBE LED	4058075013674	T8START	20	1

SubstiTUBE Connected Advanced Ultra Output^{1,2}

LED tubes for electromagnetic control gears



1



PRODUCT FEATURES

- Network protocol: ZigBee 3.0 (2.4 GHz mesh network)
- Connected tube can be only operated with Connected sensor
- Dimmable only with LEDVANCE Connected Sensor

PRODUCT BENEFITS

- No bending thanks to glass technology
- Shatter protection thanks to special PET coating
- Short payback period thanks to low energy consumption and maintenance costs

AREAS OF APPLICATION

- General illumination within ambient temperatures from -20...+50 °C
- Parking lots, warehouses, production areas, stairways
- Industry
- Offices

Product name	GTIN (EAN)	Static code	w×w	mm	l (mm)	W	lm	lm/W	K	°	CRI	t _h ⁴	h ⁵	boxes	light bulb No.
ST8AU-CON 7.5 W/4000K 600 mm	4058075187337	T8CON240	18	G13	603	7.5	1,100	146	4,000	160	83	50,000	A++	10	1
ST8AU-CON 7.5 W/6500K 600 mm	4058075187351	T8CON265	18	G13	603	7.5	1,100	146	6,500	160	83	50,000	A++	10	1
ST8AU-CON 16 W/4000K 1200 mm	4058075187375	T8CON440	36	G13	1,213	16	2,400	150	4,000	160	83	50,000	A++	10	1
ST8AU-CON 16 W/6500K 1200 mm	4058075187399	T8CON465	36	G13	1,213	16	2,400	150	6,500	160	83	50,000	A++	10	1
ST8AU-CON 24 W/4000K 1500 mm	4058075187634	T8CON540	58	G13	1,513	24	3,600	150	4,000	160	83	50,000	A++	10	1
ST8AU-CON 24 W/6500K 1500 mm	4058075187658	T8CON565	58	G13	1,513	24	3,600	150	6,500	160	83	50,000	A++	10	1

SAFETY ADVICE

Operation in outdoor applications in suitable damp-proof luminaires possible according to data sheet and installation instruction.

¹ Protection class: IP20 | ² When used to replace a T8 fluorescent lamp the total energy efficiency and light distribution depends on the design of the lighting system. Not usable in luminaires with serial lamp connection, i.e. more than one tube at one magnetic ballast (tandem circuitry) | ³ You will find further information and the exact guarantee terms and conditions at www.ledvance.co.uk/guarantee | ⁴ L70/B50 | ⁵ Energy efficiency class (EEC) on a scale of A++ (highest efficiency) to E (lowest efficiency)

SubstiTUBE Connected Sensor Low Bay

Stand-alone sensors



1



PRODUCT FEATURES

- Wireless smart PIR motion sensor
- Mounting height up to 4 m
- Two step dimming: 20 % and 100 % light output
- Network protocol: ZigBee 3.0 (2.4 GHz mesh network)
- Connected tube can be only operated with Connected sensor

PRODUCT BENEFITS

- Multiple sensors can be networked
- Control of compatible products without Internet connection or smart devices
- Easy to install and use

AREAS OF APPLICATION

- For indoor use only (IP54)
- Passive infra red sensor for ambient temperatures between -20 and +50 °C
- Parking lots, warehouses, production areas, stairways
- Industry
- Offices

Product name	GTIN (EAN)	Static code	INFRARED	L × W × H [mm]	IP	V _{DC}	kHz ECG	Icons	Light No.
Connected Sensor ST8 LB	4058075232969	CONSENCR	Passive infrared (PIR)	126.0 x 65	IP54	220...240	50	27	1

¹ You will find further information and the exact guarantee terms and conditions at www.ledvance.co.uk/guarantee

SubstiTUBE Connected Sensor High Bay

Stand-alone sensors



1



PRODUCT FEATURES

- Wireless smart PIR motion sensor
- Mounting height: 4...14 m
- Two step dimming: 20 % and 100 % light output
- Network protocol: ZigBee 3.0 (2.4 GHz mesh network)
- Connected tube can be only operated with Connected sensor

PRODUCT BENEFITS

- Multiple sensors can be networked
- Control of compatible products without Internet connection or smart devices
- Easy to install and use

AREAS OF APPLICATION

- For indoor use only (IP54)
- Parking lots, warehouses, production areas, stairways
- Passive infra red sensor for ambient temperatures between -20 and +50 °C
- Industry

Product name	GTIN (EAN)	Static code	INFRARED	L × W × H [mm]	IP	V _{DC}	kHz ECG	Icons	Light No.
Connected Sensor ST8 HB	4058075232983	CONSENRT	Passive infrared (PIR)	126.0 x 65	IP54	220...240	50	27	1

¹ You will find further information and the exact guarantee terms and conditions at www.ledvance.co.uk/guarantee

SubstiTUBE Connected Sensor Remote

Connected Sensor Remote for LEDVANCE Connected Sensor HB and LB



1



PRODUCT FEATURES

- Compatible with LEDVANCE Connected Sensor HB and LB (Gen 2)
- Battery included (Lithium, 3 V)

PRODUCT BENEFITS

- LEDVANCE Connected sensor remote control for easy installation
- 3 years guarantee

Product name	GTIN (EAN)	Static code	L x W x H [mm]		
Connected SENSOR REMOTE 10X1 LEDV	4058075374034	CONREM	58.0 x 8.0 x 8	10	1

¹ You will find further information and the exact guarantee terms and conditions at www.ledvance.co.uk/guarantee

SubstiTUBE Advanced UO UN^{1,2}

LED tubes for electronic and electromagnetic control gears, shatterproof



Compatibility list also online:
ledvance.com/compatibility



1



PRODUCT FEATURES

- Compatible with conventional and many common electronic control gears (see also compatibility list) and line voltage
- Lamp tube made of glass with splinter protection e.g. for food industry applications
- For especially uniform illumination

PRODUCT BENEFITS

- No bending thanks to glass technology
- Shatter protection thanks to special PET coating
- Also suitable for operation at low temperatures
- High luminous flux for sophisticated lighting tasks
- Easy installation

AREAS OF APPLICATION

- General illumination within ambient temperatures from -20...+50 °C
- Supermarkets and department stores
- Industry
- Illumination of production areas

Product name	GTIN (EAN)	Static code	w/w	mm	I (lm)	W	lm	lm/W	K	°C	CRI	t _h	5	3	No.
ST8AU-UN 15 W/4000K 1200 mm	4058075137769	T8AU0440U	36	G13	1,200	15	2,400	160	4,000	160	83	60,000	A++	10	1
ST8AU-UN 15 W/6500K 1200 mm	4058075137783	T8AU0465U	36	G13	1,200	15	2,400	160	6,500	160	83	60,000	A++	10	1
ST8AU-UN 23 W/4000K 1500 mm	4058075137806	T8AU0540U	58	G13	1,500	23	3,700	160	4,000	160	83	60,000	A++	10	1
ST8AU-UN 23 W/6500K 1500 mm	4058075137820	T8AU0565U	58	G13	1,500	23	3,700	160	6,500	160	83	60,000	A++	10	1

SAFETY ADVICE

Operation in outdoor applications in suitable damp-proof luminaires possible according to data sheet and installation instruction.

¹ Protection class: IP20 | ² Non-dimmable | ³ You will find further information and the exact guarantee terms and conditions at www.ledvance.co.uk/guarantee | ⁴ L70/B50 | ⁵ Energy efficiency class (EEC) on a scale of A++ (highest efficiency) to E (lowest efficiency)

SubstiTUBE Advanced UN^{1,2}

LED tubes for electronic and electromagnetic control gears



Compatibility list also online:
ledvance.com/compatibility



1



PRODUCT FEATURES

- Compatible with conventional and many common electronic control gears (see also compatibility list) and line voltage
- Lamp tube made of glass with splinter protection e.g. for food industry applications
- For especially uniform illumination

PRODUCT BENEFITS

- No bending thanks to glass technology
- Shatter protection thanks to special PET coating
- Also suitable for operation at low temperatures
- High luminous flux for sophisticated lighting tasks
- Easy installation

AREAS OF APPLICATION

- General illumination within ambient temperatures from -20...+50 °C
- Supermarkets and department stores
- Industry
- Illumination of production areas

Product name	GTIN (EAN)	Static code	W	W	lm	lm/W	K	°C	CRI	t _h	5	5	5	5	5
ST8A-UN 7.5 W/3000K 600 mm	4058075137585	T8A230U	18	G13	600	7.5	1,000	133	3,000	160	83	50,000	A++	10	1
ST8A-UN 7.5 W/4000K 600 mm	4058075137608	T8A240U	18	G13	600	7.5	1,100	146	4,000	160	83	50,000	A++	10	1
ST8A-UN 7.5 W/6500K 600 mm	4058075137622	T8A265U	18	G13	600	7.5	1,100	146	6,500	160	83	50,000	A++	10	1
ST8A-UN 14 W/3000K 1200 mm	4058075137646	T8A430U	36	G13	1,200	14	1,900	135	3,000	160	83	50,000	A++	10	1
ST8A-UN 14 W/4000K 1200 mm	4058075137660	T8A440U	36	G13	1,200	14	2,100	150	4,000	160	83	50,000	A++	10	1
ST8A-UN 14 W/6500K 1200 mm	4058075137684	T8A465U	36	G13	1,200	14	2,100	150	6,500	160	83	50,000	A++	10	1
ST8A-UN 20 W/3000K 1500 mm	4058075137707	T8A530U	58	G13	1,500	20	2,800	140	3,000	160	83	50,000	A++	10	1
ST8A-UN 20 W/4000K 1500 mm	4058075137721	T8A540U	58	G13	1,500	20	3,100	155	4,000	160	83	50,000	A++	10	1
ST8A-UN 20 W/6500K 1500 mm	4058075137745	T8A565U	58	G13	1,500	20	3,100	155	6,500	160	83	50,000	A++	10	1

SAFETY ADVICE

Operation in outdoor applications in suitable damp-proof luminaires possible according to data sheet and installation instruction.

¹ Protection class: IP20 | ² Non-dimmable | ³ You will find further information and the exact guarantee terms and conditions at www.ledvance.co.uk/guarantee | ⁴ L70/B50 | ⁵ Energy efficiency class (EEC) on a scale of A++ (highest efficiency) to E (lowest efficiency)

SubstiTUBE Value UN^{1,2}

LED tubes for electronic and electromagnetic control gears



Compatibility list also online:
ledvance.com/compatibility



1



PRODUCT FEATURES

- Compatible with conventional and many common electronic control gears (see also compatibility list) and line voltage
- Tube made of glass
- Uniform illumination

PRODUCT BENEFITS

- No bending thanks to glass technology
- Also suitable for operation at low temperatures
- Easy installation

AREAS OF APPLICATION

- General illumination within ambient temperatures from -20...+45 °C
- Corridors, stairways, parking garages
- Warehouses

Product name	GTIN (EAN)	Static code	w×w	mm	l (mm)	W	lm	lm/w	K	°	CRI	t _h ⁴	h ⁵	Icons	No.
ST8V-UN 8 W/3000K 600 mm	4058075137400	T8V230U	18	G13	600	8	720	90	3,000	160	≥80	30,000	A+	10	1
ST8V-UN 8 W/4000K 600 mm	4058075137424	T8V240U	18	G13	600	8	800	100	4,000	160	≥80	30,000	A+	10	1
ST8V-UN 8 W/6500K 600 mm	4058075137448	T8V265U	18	G13	600	8	800	100	6,500	160	≥80	30,000	A+	10	1
ST8V-UN 16 W/3000K 1200 mm	4058075137462	T8V430U	36	G13	1,200	16	1,550	96	3,000	160	≥80	30,000	A+	10	1
ST8V-UN 16 W/4000K 1200 mm	4058075137486	T8V440U	36	G13	1,200	16	1,700	106	4,000	160	≥80	30,000	A+	10	1
ST8V-UN 16 W/6500K 1200 mm	4058075137509	T8V465U	36	G13	1,200	16	1,700	106	6,500	160	≥80	30,000	A+	10	1
ST8V-UN 19 W/3000K 1500 mm	4058075137523	T8V530U	58	G13	1,500	19	1,800	94	3,000	160	≥80	30,000	A+	10	1
ST8V-UN 19 W/4000K 1500 mm	4058075137547	T8V540U	58	G13	1,500	19	2,000	105	4,000	160	≥80	30,000	A+	10	1
ST8V-UN 19 W/6500K 1500 mm	4058075137561	T8V565U	58	G13	1,500	19	2,000	105	6,500	160	≥80	30,000	A+	10	1

SAFETY ADVICE

Operation in outdoor applications in suitable damp-proof luminaires possible according to data sheet and installation instruction.

¹ Protection class: IP20 | ² Non-dimmable | ³ You will find further information and the exact guarantee terms and conditions at www.ledvance.co.uk/guarantee | ⁴ L70/B50 |

⁵ Energy efficiency class (EEC) on a scale of A++ (highest efficiency) to E (lowest efficiency)

SubstiTUBE T5 HO UN^{1,2}

LED tubes for electronic high frequency control gears and AC mains



Compatibility list also online:
ledvance.com/compatibility



1



PRODUCT FEATURES

- Compatible with many common electronic control gears (see also compatibility list) and line voltage
- Lamp tube made of glass with splinter protection e.g. for food industry applications
- For especially uniform illumination

PRODUCT BENEFITS

- No bending thanks to glass technology
- Shatter protection thanks to special PET coating
- Also suitable for operation at low temperatures
- High luminous flux for sophisticated lighting tasks

AREAS OF APPLICATION

- General illumination within ambient temperatures from -20...+50 °C
- Industry
- Public buildings, shopping centres
- Offices

Product name	GTIN (EAN)	Static code	w×w	mm	l (mm)	W	lm	lm/W	K	°	CRI	t _h ⁴	5	6	7
ST5H054-UN 26 W/3000K 1149 mm	4058075137905	T5H05430U	54	G5	1,149	26	3,600	138	3,000	160	83	60,000	A++	10	1
ST5H054-UN 26 W/4000K 1149 mm	4058075137929	T5H05440U	54	G5	1,149	26	4,000	153	4,000	160	83	60,000	A++	10	1
ST5H054-UN 26 W/6500K 1149 mm	4058075137943	T5H05465U	54	G5	1,149	26	4,000	153	6,500	160	83	60,000	A++	10	1
ST5H049-UN 26 W/3000K 1449 mm	4058075137967	T5H04930U	49	G5	1,449	26	3,600	138	3,000	160	83	60,000	A++	10	1
ST5H049-UN 26 W/4000K 1449 mm	4058075137981	T5H04940U	49	G5	1,449	26	4,000	153	4,000	160	83	60,000	A++	10	1
ST5H049-UN 26 W/6500K 1449 mm	4058075138001	T5H04965U	49	G5	1,449	26	4,000	153	6,500	160	83	60,000	A++	10	1
ST5H080-UN 37 W/3000K 1449 mm	4058075137844	T5H08030U	80	G5	1,449	37	5,050	136	3,000	160	83	60,000	A++	10	1
ST5H080-UN 37 W/4000K 1449 mm	4058075137868	T5H08040U	80	G5	1,449	37	5,600	151	4,000	160	83	60,000	A++	10	1
ST5H080-UN 37 W/6500K 1449 mm	4058075137882	T5H08065U	80	G5	1,449	37	5,600	151	6,500	160	83	60,000	A++	10	1

SAFETY ADVICE

Not suitable for operation with conventional control gear

Operation in outdoor applications in suitable damp-proof luminaires possible according to data sheet and installation instruction.

¹ Protection class: IP20 | ² Non-dimmable | ³ You will find further information and the exact guarantee terms and conditions at www.ledvance.co.uk/guarantee | ⁴ L70/B50 | ⁵ Energy efficiency class (EEC) on a scale of A++ (highest efficiency) to E (lowest efficiency)

SubstiTUBE T5 HE UN^{1,2}

LED tubes for electronic high frequency control gears and AC mains



Compatibility list also online:
ledvance.com/compatibility



1



PRODUCT FEATURES

- Compatible with many common electronic control gears (see also compatibility list) and line voltage
- Lamp tube made of glass with splinter protection e.g. for food industry applications
- For especially uniform illumination

PRODUCT BENEFITS

- No bending thanks to glass technology
- Shatter protection thanks to special PET coating
- Also suitable for operation at low temperatures
- High luminous flux for sophisticated lighting tasks

AREAS OF APPLICATION

- General illumination within ambient temperatures from -20...+50 °C
- Industry
- Public buildings, shopping centres
- Offices

Product name	GTIN (EAN)	Static code	W/W	mm	l (mm)	W	lm	lm/W	K	°C	CRI	t _h ⁴	5	6	7	8
ST5HE14-UN 7 W/3000K 549.0 mm	4058075138209	T5HE1430U	14	G5	549	7	900	128	3,000	160	83	60,000	A++	10	1	
ST5HE14-UN 7 W/4000K 549.0 mm	4058075138223	T5HE1440U	14	G5	549	7	1,000	142	4,000	160	83	60,000	A++	10	1	
ST5HE14-UN 7 W/6500K 549.0 mm	4058075138247	T5HE1465U	14	G5	549	7	1,000	142	6,500	160	83	60,000	A++	10	1	
ST5HE21-UN 10 W/3000K 849.0 mm	4058075138148	T5HE2130U	21	G5	849	10	1,350	135	3,000	160	83	60,000	A++	10	1	
ST5HE21-UN 10 W/4000K 849.0 mm	4058075138162	T5HE2140U	21	G5	849	10	1,500	150	4,000	160	83	60,000	A++	10	1	
ST5HE21-UN 10 W/6500K 849.0 mm	4058075138186	T5HE2165U	21	G5	849	10	1,500	150	6,500	160	83	60,000	A++	10	1	
ST5HE28-UN 17 W/3000K 1149 mm	4058075138087	T5HE2830U	28	G5	1,149	17	2,350	138	3,000	160	83	60,000	A++	10	1	
ST5HE28-UN 17 W/4000K 1149 mm	4058075138100	T5HE2840U	28	G5	1,149	17	2,600	152	4,000	160	83	60,000	A++	10	1	
ST5HE28-UN 17 W/6500K 1149 mm	4058075138124	T5HE2865U	28	G5	1,149	17	2,600	152	6,500	160	83	60,000	A++	10	1	
ST5HE35-UN 18 W/3000K 1449 mm	4058075138025	T5HE3530U	35	G5	1,449	18	2,550	141	3,000	160	83	60,000	A++	10	1	
ST5HE35-UN 18 W/4000K 1449 mm	4058075138049	T5HE3540U	35	G5	1,449	18	2,800	155	4,000	160	83	60,000	A++	10	1	
ST5HE35-UN 18 W/6500K 1449 mm	4058075138063	T5HE3565U	35	G5	1,449	18	2,800	155	6,500	160	83	60,000	A++	10	1	

SAFETY ADVICE

Not suitable for operation with conventional control gear

Operation in outdoor applications in suitable damp-proof luminaires possible according to data sheet and installation instruction.

¹ Protection class: IP20 | ² Non-dimmable | ³ You will find further information and the exact guarantee terms and conditions at www.ledvance.co.uk/guarantee | ⁴ L70/B50 | ⁵ Energy efficiency class (EEC) on a scale of A++ (highest efficiency) to E (lowest efficiency)

SubstiTUBE T9 EM^{1,2}

Circular LED tube for electromagnetic control gear and AC mains



1



PRODUCT FEATURES

- LED alternative to classic T9 fluorescent lamps in CCG luminaires
- Uniform illumination
- lifetime: up to 30,000 h
- Mercury-free and RoHS compliant
- Luminous efficacy: up to 100 lm/W

PRODUCT BENEFITS

- Quick, simple and safe replacement without rewiring
- Energy savings of up to 50% (compared to T9 fluorescent lamp on CCG)
- Also suitable for operation at low temperatures
- Operation directly on 230 V AC mains possible

AREAS OF APPLICATION

- General illumination within ambient temperatures from -20...+45 °C
- Corridors, stairways, parking garages
- Domestic applications
- Decorative applications

Product name	GTIN (EAN)	Static code	WxW	mm	l (mm)	W	lm	lm/W	K	°C	CRI	t _h	h	Icons	No.
ST9-EM 22 123° 12 W/4000K G10q	4058075135444	LEDT922840	22	G10q	205	12	1,200	100	4,000	123	≥80	30,000	A+	10	1
ST9-EM 22 123° 12 W/6500K G10q	4058075135468	LEDT922865	22	G10q	205	12	1,200	100	6,500	123	≥80	30,000	A+	10	1
ST9-EM 32 123° 20 W/4000K G10q	4058075135482	LEDT932840	32	G10q	298	20	2,000	100	4,000	123	≥80	30,000	A+	10	1
ST9-EM 32 123° 20 W/6500K G10q	4058075135505	LEDT932865	32	G10q	298	20	2,000	100	6,500	123	≥80	30,000	A+	10	1

SAFETY ADVICE

Not suitable for operation with electronic control gear.

Operation in outdoor applications in suitable damp-proof luminaires possible according to data sheet and installation instruction.

¹ Protection class: IP20 | ² Non-dimmable | ³ You will find further information and the exact guarantee terms and conditions at www.ledvance.co.uk/guarantee | ⁴ L70/B50 |

⁵ Energy efficiency class (EEC) on a scale of A++ (highest efficiency) to E (lowest efficiency)

SubstiTUBE U-Shape^{1,2}

U-shaped LED tubes for electromagnetic control gears



1



PRODUCT FEATURES

- Double-capped LED alternative to classic T8 U-shaped fluorescent lamps in CCG luminaires
- Uniform illumination
- Mercury-free and RoHS compliant
- High luminous efficacy: up to 137 lm/W
- lifetime: up to 50,000 h

PRODUCT BENEFITS

- Quick, simple and safe replacement without rewiring
- Energy savings of up to 65 % (compared to T8 fluorescent lamp on CCG)
- Operation directly on 230 V AC mains possible
- Instant-on light, therefore ideally suitable in combination with sensor technology
- Very high resistance to switching loads

AREAS OF APPLICATION

- Street and city lighting
- Industry

Product name	GTIN (EAN)	Static code	w/w	W	lm	lm/W	K	°	CRI	t _h ⁴	⁵	Light No.			
NEW ST8U-EM 8 W/4000K 300 mm	4058075390164	LEDT8U1840	18	2G13	305	8	1,100	137	4,000	130	≥80	50,000	A++	10	1
NEW ST8U-EM 20 W/4000K 600 mm	4058075390188	LEDT8U3640	36	2G13	602	20	2,800	140	4,000	130	≥80	50,000	A++	10	1

SAFETY ADVICE

Not suitable for operation with electronic control gear.

Operation in outdoor applications in suitable damp-proof luminaires possible according to data sheet and installation instruction.

¹ Protection class: IP20 | ² Non-dimmable | ³ You will find further information and the exact guarantee terms and conditions at www.ledvance.co.uk/guarantee | ⁴ L70/B50 | ⁵ Energy efficiency class (EEC) on a scale of A++ (highest efficiency) to E (lowest efficiency)

LEDinestra DIM¹

Dimmable tubular LED lamps



Compatibility list also online:
ledvance.com/compatibility



1



PRODUCT FEATURES

- LED alternative to tubular incandescent lamps
- Dimmable (with many common dimmers, see also www.ledvance.co.uk/dim)
- For especially uniform illumination
- Mercury-free lamps
- Bulb made from glass

PRODUCT BENEFITS

- Very long lifetime of up to 25,000 h
- Low energy consumption
- Good colour rendering

AREAS OF APPLICATION

- Ideal for mirror lighting
- Hotels, restaurants
- Domestic applications
- Outdoor applications only in suitable luminaires

Product name	GTIN (EAN)	Static code	ø	W	lm	lm/W	K	°	CRI	t _h ³	Energy efficiency class ⁴	RoHS	Light bulb icon		
LEDinestra 4.5 W/2700K 300 mm FR	4058075135529	LEDIN25DS14s	25	S14s	300	4.5	250	55	2,700	200	≥80	25,000	A	10	1
LEDinestra 4.5 W/2700K 300 mm FR	4058075135543	LEDIN25DS14d	25	S14d	300	4.5	250	55	2,700	200	≥80	25,000	A	10	1
LEDinestra 7 W/2700K 500 mm FR	4058075135567	LEDIN40DS14s	40	S14s	500	7	470	67	2,700	200	≥80	25,000	A	10	1
LEDinestra 7 W/2700K 500 mm FR	4058075135581	LEDIN40DS14d	40	S14d	500	7	470	67	2,700	200	≥80	25,000	A	10	1
LEDinestra 15 W/2700K 1000 mm FR	4058075135604	LEDIN75DS14s	75	S14s	1,000	15	1,055	70	2,700	200	≥80	20,000	A	5	1

¹ Protection class: IP20 | ² You will find further information and the exact guarantee terms and conditions at www.ledvance.co.uk/guarantee | ³ L70/B50 |

⁴ Energy efficiency class (EEC) on a scale of A++ (highest efficiency) to E (lowest efficiency)

LEDinestra^{1,2}

Tubular LED lamps



1



PRODUCT FEATURES

- LED alternative to tubular incandescent lamps
- Uniform illumination
- Mercury-free lamps
- Bulb made from glass

PRODUCT BENEFITS

- Long lifetime of up to 15,000 h
- Low energy consumption
- Good colour rendering

AREAS OF APPLICATION

- Ideal for mirror lighting
- Hotels, restaurants
- Domestic applications
- Outdoor applications only in suitable luminaires

Product name	GTIN (EAN)	Static code	W	W	l (mm)	W	lm	lm/W	K	°	CRI	t(h)	°	°	°	°
LEDinestra 25 200° 3.5 W/2700K S14s	4058075817739	LEDIN25S14s	25	S14s	300	3.5	260	74	2,700	200	≥80	15,000	A+	10	1	
LEDinestra 25 200° 3.5 W/2700K S14d	4058075817753	LEDIN25S14d	25	S14d	300	3.5	260	74	2,700	200	≥80	15,000	A+	10	1	
LEDinestra 40 200° 6 W/2700K S14s	4058075817777	LEDIN40S14s	40	S14s	500	6	470	78	2,700	200	≥80	15,000	A+	10	1	
LEDinestra 40 200° 6 W/2700K S14d	4058075817791	LEDIN40S14d	40	S14d	500	6	470	78	2,700	200	≥80	15,000	A+	10	1	

¹ Protection class: IP20 | ² Non-dimmable | ³ You will find further information and the exact guarantee terms and conditions at www.ledvance.co.uk/guarantee | ⁴ L70/B50 |

⁵ Energy efficiency class (EEC) on a scale of A++ (highest efficiency) to E (lowest efficiency)

OSRAM DULUX D LED EM & AC MAINS^{1,2}

LED replacement for CFLni, 2 tubes, with 2-pin G24d base for CCG and AC mains operation



PRODUCT FEATURES

- LED replacement for conventional compact fluorescent lamps for use in CCG luminaires or on AC mains
- Type of protection: IP20
- Rotatable base around its longitudinal axis ($\pm 90^\circ$)
- lifetime: up to 30,000 h
- Single-ended two-pin plug-in G24d base

PRODUCT BENEFITS

- Quick, simple and safe replacement without rewiring
- Low energy consumption
- Easy relamping thanks to compact design
- Operation directly on 230 V AC mains possible

AREAS OF APPLICATION

- General illumination within ambient temperatures from $-20\dots+35^\circ\text{C}$
- Supermarkets and department stores
- Walkways and corridors
- Hotels, restaurants
- Outdoor applications only in suitable luminaires

Product name	GTIN (EAN)	Static code	w	e	W	lm	K	CRI	$\frac{l}{d}$ (mm)	$\frac{\phi}{d}$ (mm)	Δ°	t(h) ⁴	EE ⁵	RoHS	LEDVANCE No.
DULUX D LED EM & AC Mains 13 5 W/3000K G24d-1	4058075135086	LDD13830	13	G24d-1	5	550	3,000	>80	148	35	120	30,000	A++	10	1
DULUX D LED EM & AC Mains 13 5 W/4000K G24d-1	4058075135109	LDD13840	13	G24d-1	5	600	4,000	>80	148	35	120	30,000	A++	10	1
DULUX D LED EM & AC Mains 18 7 W/3000K G24d-2	4058075024915	LDD18830	18	G24d-2	7	640	3,000	>80	148	35	120	30,000	A+	10	2
DULUX D LED EM & AC Mains 18 7 W/4000K G24d-2	4058075024939	LDD18840	18	G24d-2	7	700	4,000	>80	148	35	120	30,000	A+	10	2
DULUX D LED EM & AC Mains 26 10 W/3000K G24d-3	4058075024977	LDD26830	26	G24d-3	10	920	3,000	>80	171	35	120	30,000	A+	10	3
DULUX D LED EM & AC Mains 26 10 W/4000K G24d-3	4058075024991	LDD26840	26	G24d-3	10	1,000	4,000	>80	171	35	120	30,000	A+	10	3

SAFETY ADVICE

Only suitable for temperatures of up to 35°C inside of the luminaire.

Not suitable for tandem operation.

¹ Protection class: IP20 | ² Non-dimmable | ³ You will find further information and the exact guarantee terms and conditions at www.ledvance.co.uk/guarantee | ⁴ L70/B50 | ⁵ Energy efficiency class (EEC) on a scale of A++ (highest efficiency) to E (lowest efficiency)

OSRAM DULUX D/E LED HF & AC MAINS^{1,2}

LED replacement for CFLni, 2 tubes, with 4-pin G24q base for ECG and AC mains operation



Compatibility list also online:
ledvance.com/compatibility



PRODUCT FEATURES

- LED replacement for conventional compact fluorescent lamps for use in ECG luminaires or on AC mains
- Single-ended four-pin plug-in G24q base
- Rotatable base around its longitudinal axis ($\pm 90^\circ$)
- Type of protection: IP20
- lifetime: up to 30,000 h

PRODUCT BENEFITS

- Quick, simple and safe replacement
- Low energy consumption
- Operation directly on 230 V AC mains possible

AREAS OF APPLICATION

- Supermarkets and department stores
- Walkways and corridors
- Hotels, restaurants
- Outdoor applications only in suitable luminaires

Product name	GTIN (EAN)	Static code	W _W	W	lm	K	CRI	I [mm]	d [mm]	°	t _h ⁴	5	6	7	8
DULUX D/E LED HF & AC Mains 7 W/3000K	4058075135208	LDDE18830	18	G24q-2	7	640	3,000	>80	141	35	120	30,000	A+	10	1
DULUX D/E LED HF & AC Mains 7 W/4000K	4058075135222	LDDE18840	18	G24q-2	7	700	4,000	>80	141	35	120	30,000	A+	10	1
DULUX D/E LED HF & AC Mains 10 W/3000K	4058075135246	LDDE26830	26	G24q-3	10	920	3,000	>80	164	35	120	30,000	A+	10	2
DULUX D/E LED HF & AC Mains 10 W/4000K	4058075135260	LDDE26840	26	G24q-3	10	1,000	4,000	>80	164	35	120	30,000	A+	10	2

SAFETY ADVICE

Only suitable for temperatures of up to 35°C inside of the luminaire.

Always check the latest update of the compatibility list available on www.ledvance.com/ecg-compatibility.

Not suitable for operation with conventional control gear

Not suitable for tandem operation.

¹ Protection class: IP20 | ² Non-dimmable | ³ You will find further information and the exact guarantee terms and conditions at www.ledvance.co.uk/guarantee | ⁴ L70/B50 |

⁵ Energy efficiency class (EEC) on a scale of A++ (highest efficiency) to E (lowest efficiency)

OSRAM DULUX S LED EM & AC MAINS^{1,2}

LED replacement for short CFLni, with 2-pin G23 base for CCG and AC mains operation



PRODUCT FEATURES

- LED replacement for conventional compact fluorescent lamps for use in CCG luminaires or on AC mains
- Type of protection: IP20
- lifetime: up to 30,000 h
- Single-ended two-pin plug-in G23 base

PRODUCT BENEFITS

- Quick, simple and safe replacement without rewiring
- Low energy consumption
- Easy relamping thanks to compact design
- Operation directly on 230 V AC mains possible

AREAS OF APPLICATION

- General illumination within ambient temperatures from -20...+45 °C
- Supermarkets and department stores
- Walkways and corridors
- Hotels, restaurants

Product name	GTIN (EAN)	Static code	WxW	W	lm	K	CRI	$\frac{l}{d}$ (mm)	$\frac{d}{d}$ (mm)	Δ	t _h ⁴	$\frac{l}{l}$ ⁵	RoHS	Light No.	
DULUX S LED EM 4.5 W/3000K	4058075135284	LDS9830	9	G23	4.5	450	3,000	>80	166	33	120	30,000	A+	10	1
DULUX S LED EM 4.5 W/4000K	4058075135307	LDS9840	9	G23	4.5	500	4,000	>80	166	33	120	30,000	A+	10	1
DULUX S LED EM 6 W/3000K	4058075135321	LDS11830	11	G23	6	630	3,000	>80	237	33	120	30,000	A+	10	2
DULUX S LED EM 6 W/4000K	4058075135345	LDS11840	11	G23	6	700	4,000	>80	237	33	120	30,000	A++	10	2

SAFETY ADVICE

Not suitable for tandem operation.

Only suitable for temperatures of up to 45°C inside of the luminaire.

¹ Protection class: IP20 | ² Non-dimmable | ³ You will find further information and the exact guarantee terms and conditions at www.ledvance.co.uk/guarantee | ⁴ L70/B50 | ⁵ Energy efficiency class (EEC) on a scale of A++ (highest efficiency) to E (lowest efficiency)

OSRAM DULUX L LED HF & AC MAINS^{1,2}

LED replacement for CFLni, with 4-pin 2G11 base for ECG and AC mains operation



Compatibility list also online:
ledvance.com/compatibility



PRODUCT FEATURES

- LED replacement for conventional compact fluorescent lamps for use in ECG luminaires or on AC mains
- Single-ended four-pin plug-in 2G11 base
- Short and compact pin-base lamp with double-turn tubes
- Type of protection: IP20
- lifetime: up to 30,000 h

PRODUCT BENEFITS

- Quick, simple and safe replacement
- Simple replacement thanks to similar design as conventional compact fluorescent lamps
- Low energy consumption
- Operation directly on 230 V AC mains possible

AREAS OF APPLICATION

- Offices, public buildings
- Shops
- Hotels, restaurants
- Industry
- Outdoor applications only in suitable luminaires

Product name	GTIN (EAN)	Static code	w×w	mm	W	lm	K	CRI	$\frac{l}{d}$ (mm)	$\varnothing d$ (mm)	Δ°	t(h) ⁴	Energy efficiency class (EEC) ⁵	RoHS	LEDVANCE No.
DULUX L LED HF & AC Mains 7 W/3000K	4058075135369	LDL18830	18	2G11	7	900	3,000	>80	229	44	140	30,000	A++	10	1
DULUX L LED HF & AC Mains 7 W/4000K	4058075135383	LDL18840	18	2G11	7	1,000	4,000	>80	229	44	140	30,000	A++	10	1
DULUX L LED HF & AC Mains 18 W/3000K	4058075135406	LDL36830	36	2G11	18	2,070	3,000	>80	413	44	140	30,000	A+	10	2
DULUX L LED HF & AC Mains 18 W/4000K	4058075135420	LDL36840	36	2G11	18	2,300	4,000	>80	413	44	140	30,000	A++	10	2
DULUX L LED HF & AC Mains 24 W/3000K	4058075260887	LDL55830	55	2G11	24	3,000	3,000	>80	535	44	140	30,000	A++	10	3
DULUX L LED HF & AC Mains 24 W/4000K	4058075260900	LDL55840	55	2G11	24	3,300	4,000	>80	535	44	140	30,000	A++	10	3

SAFETY ADVICE

Only suitable for temperatures of up to 45°C inside of the luminaire.

Always check the latest update of the compatibility list available on www.ledvance.com/ecg-compatibility.

Not suitable for operation with low-loss and conventional control gears

Not suitable for tandem operation.

¹ Protection class: IP20 | ² Non-dimmable | ³ You will find further information and the exact guarantee terms and conditions at www.ledvance.co.uk/guarantee | ⁴ L70/B50 |

⁵ Energy efficiency class (EEC) on a scale of A++ (highest efficiency) to E (lowest efficiency)

OSRAM DULUX F LED EM & AC MAINS^{1,2}

LED replacement for flat CFLni, 2 tubes, with 4-pin 2G10 base for CCG and AC mains operation



1



PRODUCT FEATURES

- LED replacement for conventional compact fluorescent lamps for use in CCG luminaires or on AC mains
- Type of protection: IP20
- lifetime: up to 30,000 h
- Single-ended four-pin plug-in 2G10 base

PRODUCT BENEFITS

- Quick, simple and safe replacement without rewiring
- Low energy consumption
- Easy relamping thanks to compact design
- Operation directly on 230 V AC mains possible

AREAS OF APPLICATION

- Offices
- Walkways and corridors
- Hotels, restaurants
- Outdoor applications only in suitable luminaires

Product name	GTIN (EAN)	Static code	w	W	lm	K	CRI	$\frac{l}{d}$ (mm)	$\frac{\phi}{d}$ (mm)	Δ	t _h ⁴	$\frac{l}{d}$ ⁵	RoHS	Light No.	
NEW DULUX F 18 W/3000K 200 mm	4058075 408241	LDF1830	36	2G10	18	2,250	3,000	>80	215	17	130	30,000	A++	10	1
NEW DULUX F 18 W/4000K 200 mm	4058075 408265	LDF1840	36	2G10	18	2,500	4,000	>80	215	17	130	30,000	A++	10	1

SAFETY ADVICE

Only suitable for temperatures of up to 50°C inside of the luminaire.

Not suitable for tandem operation.

¹ Protection class: IP20 | ² Non-dimmable | ³ You will find further information and the exact guarantee terms and conditions at www.ledvance.co.uk/guarantee | ⁴ L70/B50 | ⁵ Energy efficiency class (EEC) on a scale of A++ (highest efficiency) to E (lowest efficiency)

HQL LED PRO¹

LED replacement for HID lamps for outdoor application



PRODUCT FEATURES

- Replacement for HQL:
Suitable for operation with conventional control gear (CCG) for HQL or 230 V mains
- Replacement for other HID:
Suitable for operation with line voltage without control gear
- Power factor: 0.9
- Type of protection: IP65
- High surge protection: up to 4 kV (L-N)

PRODUCT BENEFITS

- Saves up to 78 % energy when used as replacement for mercury vapor lamps (HQL)
- Low maintenance costs thanks to long lifetime
- Instant 100 % light, no warm-up time

AREAS OF APPLICATION

- Streets
- Area lighting
- Pedestrian zones
- Parks
- Outdoor applications only in suitable luminaires

Product name	GTIN (EAN)	Static code	w	W	lm	K	CRI	$\frac{l}{d}$	$\frac{d}{l}$	Δ	t_{10}	t_{50}	t_{90}	Energy efficiency class	Surge protection	Light bulb icon
NEW HQL LED 1800 lm 15 W/2700K E27	4058075453845	HQL1800E27/827	50	E27	15	1,800	2,700	≥80	135	56	360	50,000	A+	6	1	
NEW HQL LED 2000 lm 15 W/4000K E27	4058075453869	HQL2000E27/840	50	E27	15	2,000	4,000	≥80	135	56	360	50,000	A++	6	1	
NEW HQL LED 2700 lm 22 W/2700K E27	4058075453883	HQL2700E27/827	80	E27	22	2,700	2,700	≥80	168	76	360	50,000	A+	6	2	
NEW HQL LED 3000 lm 22 W/4000K E27	4058075453906	HQL3000E27/840	80	E27	22	3,000	4,000	≥80	168	76	360	50,000	A++	6	2	
NEW HQL LED 3600 lm 29 W/2700K E27	4058075453920	HQL3600E27/827	80	E27	29	3,600	2,700	≥80	168	76	360	50,000	A+	6	3	
NEW HQL LED 4000 lm 29 W/4000K E27	4058075453944	HQL4000E27/840	80	E27	29	4,000	4,000	≥80	168	76	360	50,000	A++	6	3	
HQL LED 5400 lm 46 W/2700K E27	4058075124868	HQL5400E27/827	125	E27	46	5,400	2,700	≥80	195	80	360	50,000	A+	6	4	
HQL LED 5400 lm 46 W/2700K E40	4058075124967	HQL6000E40/840	125	E40	46	5,400	2,700	≥80	204	80	360	50,000	A+	6	5	
HQL LED 6000 lm 46 W/4000K E27	4058075127234	HQL5400E27/840	125	E27	46	6,000	4,000	≥80	195	80	360	50,000	A++	6	4	
HQL LED 6000 lm 46 W/4000K E40	4058075124943	HQL6000E40/840	125	E40	46	6,000	4,000	≥80	204	80	360	50,000	A++	6	5	
HQL LED 11700 lm 95 W/2700K E40	4058075125001	HQL11700E40/827	250	E40	95	11,700	2,700	≥80	270	110	360	50,000	A++	6	6	
HQL LED 13000 lm 95 W/4000K E40	4058075124981	HQL13000E40/840	250	E40	95	13,000	4,000	≥80	270	110	360	50,000	A++	6	6	

SAFETY ADVICE

The bulb may be larger and heavier than the replaced bulb. Before installation it must be checked, if the luminaire and especially the holder is capable of carrying the weight of the lamp. If possible, please install the safety rope included in the package containing the lamp for the types 46 W and 95 W.

Not suitable for operation with ignitors

operation on the capacitor can lead to a reduction of the power factor of the system.

When installed horizontally, the t_c point of the lamp is located on the top side of the lamp.

Use in tight luminaires and luminaires with tight reflectors not recommended.

¹ Non-dimmable | ² You will find further information and the exact guarantee terms and conditions at www.ledvance.co.uk/guarantee | ³ L70/B50 |

⁴ Energy efficiency class (EEC) on a scale of A++ (highest efficiency) to E (lowest efficiency)

HQL LED HIGHBAY¹

LED replacement for HID lamps for high-bay luminaires



PRODUCT FEATURES

- Replacement for HQL:
Suitable for operation with conventional control gear (CCG) for HQL or 230 V mains
- Replacement for other HID:
Suitable for operation with line voltage without control gear
- Power factor: 0.9
- Type of protection: IP40
- High surge protection: up to 4 kV (L-N)

PRODUCT BENEFITS

- Energy savings of up to 65 % when replacing mercury vapor lamps (HQL)
- Effective thermal management for wide operating temperature range
- Low maintenance costs thanks to long lifetime
- Instant 100 % light, no warm-up time

AREAS OF APPLICATION

- LED alternative for applications requiring a high luminous flux
- Industrial and storage facilities
- Outdoor applications only in suitable luminaires

Product name	GTIN (EAN)	Static code	WxWxW	W	lm	K	CRI	I [mm]	d [mm]	△°	t _h ³	Energy efficiency class ⁴	Quantity	Light No.	
NEW HQL LED HIGHBAY 250 115° 95 W/4000K E40	4058075452220	HB13000/840	250	E40	95	13,000	4,000	80	278	190	115	50,000	A++	4	1
NEW HQL LED HIGHBAY 400 117° 140 W/4000K E40	4058075452244	HB20000/840	400	E40	140	20,000	4,000	80	310	230	117	50,000	A++	4	2

SAFETY ADVICE

The bulb may be larger and heavier than the replaced bulb. Before installation it must be checked, if the luminaire and especially the holder is capable of carrying the weight of the lamp. Safety sling has to be installed.

Only suitable for temperatures of up to 50°C inside of the luminaire.

Not suitable for operation with ignitors

operation on the capacitor can lead to a reduction of the power factor of the system.

To ensure full light efficiency and product lifetime, it is recommended to detach any glass or cover of the luminaire.

¹ Non-dimmable | ² You will find further information and the exact guarantee terms and conditions at www.ledvance.co.uk/guarantee | ³ L70/B50 |

⁴ Energy efficiency class (EEC) on a scale of A++ (highest efficiency) to E (lowest efficiency)

HQI LED HIGHBAY¹

LED replacement for HID lamps for high-bay luminaires



1



PRODUCT FEATURES

- Type of protection: IP40
- High surge protection: up to 4 kV (L-N)

PRODUCT BENEFITS

- Direct replacement for traditional HQI and NAV lamps thanks to CCG and ignitor compatibility
- Energy savings of up to 68 % when replacing traditional HQI lamps
- Effective thermal management for wide operating temperature range
- Low maintenance costs thanks to long lifetime
- Instant 100 % light, no warm-up time

AREAS OF APPLICATION

- LED alternative for applications requiring a high luminous flux
- Industrial and storage facilities
- Outdoor applications only in suitable luminaires

Product name	GTIN (EAN)	Static code	W _{LED}	W _{HID}	W	lm	K	CRI	L [mm]	∅ d [mm]	∠°	t [h] ³	EEC ⁴	Boxes	Light No.
HQI HIGHBAY 250 120° 95 W/4000K E40	4058075284722	HB13000/840IG	250	E40	95	13,000	4,000	≥80	307	230	120	50,000	A+	4	1
HQI HIGHBAY 400 120° 140 W/4000K E40	4058075284746	HB20000/840IG	400	E40	140	20,000	4,000	≥80	307	230	120	50,000	A+	4	1

SAFETY ADVICE

Not suitable for operation with 230 V line voltage.

The bulb may be larger and heavier than the replaced bulb. Before installation it must be checked, if the luminaire and especially the holder is capable of carrying the weight of the lamp.

Safety sling has to be installed.

To ensure full light efficiency and product lifetime, it is recommended to detach any glass or cover of the luminaire.

Only suitable for temperatures of up to 50°C inside of the luminaire.

¹ Non-dimmable | ² You will find further information and the exact guarantee terms and conditions at www.ledvance.co.uk/guarantee | ³ L70/B50 |

⁴ Energy efficiency class (EEC) on a scale of A++ (highest efficiency) to E (lowest efficiency)

PARATHOM DIM LED PIN G4 12 V¹

Dimmable low-voltage 12 V LED lamps with retrofit pin base G4



Compatibility list also online:
ledvance.com/compatibility



1



PRODUCT FEATURES

- LED alternative to low voltage halogen lamps
- Dimmable (with many common dimmers, see also www.ledvance.co.uk/dim)
- Good quality of light; colour rendering index R_a : ≥ 80 ; constant chromaticity

PRODUCT BENEFITS

- Very long lifetime of up to 25,000 h
- Very low energy consumption
- Easy replacement of halogen lamps thanks to compact design
- Ideal for decorative and free-burning applications
- Lower thermal output (compared with the standard reference product)

AREAS OF APPLICATION

- Decorative applications
- Atmospheric accent lighting throughout the home
- Shops, hotels and restaurants
- Outdoor applications only in suitable luminaires

Product name	GTIN (EAN)	Static code	w	W	lm	K	CRI	$\frac{l}{d}$ (mm)	$\frac{d}{d}$ (mm)	Δ°	t _h ³	Energy efficiency class (EEC) ⁴	RoHS	Light bulb icon	
P DIM PIN 20 320° 2 W/2700K G4	4058075271746	G420DCL827	20	G4	2	200	2,700	≥ 80	40	15	320	25,000	A++	20	1

SAFETY ADVICE

To ensure full light efficiency and product lifetime, it is recommended to detach any glass or cover of the luminaire.


¹ Protection class: IP20 | ² You will find further information and the exact guarantee terms and conditions at www.ledvance.co.uk/guarantee | ³ L70/B50 | ⁴ Energy efficiency class (EEC) on a scale of A++ (highest efficiency) to E (lowest efficiency)

PARATHOM LED PIN 12V^{1,2}

Low-voltage 12 V LED lamps with retrofit pin base



Compatibility list also online:
ledvance.com/compatibility



PRODUCT FEATURES

- Compatible with many common conventional and electronic control gears (see also compatibility list)
- LED alternative to low voltage halogen lamps
- Base: G4, GY6.35

PRODUCT BENEFITS

- Variable use at Direct Current and Alternating Current
- Good all-around light emission
- Ideal for decorative and free-burning applications
- Long lifetime of up to 15,000 h
- Four year guarantee

AREAS OF APPLICATION

- Decorative applications
- Atmospheric accent lighting throughout the home
- Shops, hotels and restaurants
- Outdoor applications only in suitable luminaires

Product name	GTIN (EAN)	Static code	w	W	lm	K	CRI	I [mm]	d [mm]	°	t[h]	5	3	1	
P PIN 10 0.9 W/2700K G4	4058075811959	G410CL827	10	G4	0.9	100	2,700	≥80	33	12	300	15,000	A++	20	1
P PIN 20 1.8 W/2700K G4	4058075811430	G420CL827	20	G4	1.8	200	2,700	≥80	36	13	300	15,000	A++	20	2
NEW P PIN 30 2.6 W/2700K G4	4058075432048	G430CL827	30	G4	2.6	300	2,700	80	40	14	320	15,000	A++	20	3
NEW P PIN 30 320° 2.6 W/2700K GY6.35	4058075432093	GY630CL827	30	GY6.35	2.6	300	2,700	80	40	14	320	15,000	A++	20	4
P PIN 35 3.3 W/2700K GY6.35	4058075271944	GY635CL827	35	GY6.35	3.3	400	2,700	≥80	50	18	320	15,000	A++	20	5

SAFETY ADVICE

To ensure full light efficiency and product lifetime, it is recommended to detach any glass or cover of the luminaire.

¹ Protection class: IP20 | ² Non-dimmable | ³ You will find further information and the exact guarantee terms and conditions at www.ledvance.co.uk/guarantee | ⁴ L70/B50 | ⁵ Energy efficiency class (EEC) on a scale of A++ (highest efficiency) to E (lowest efficiency)

LED PIN 12 V DIM¹

Dimmable low-voltage 12 V LED lamps with retrofit pin base



Compatibility list also online:
ledvance.com/compatibility



1



PRODUCT FEATURES

- Dimmable (with many common dimmers, see also www.ledvance.co.uk/dim)
- Compatible with many common conventional and electronic control gears (see also compatibility list)
- LED alternative to low voltage halogen lamps
- Base: G4, GY6.35

PRODUCT BENEFITS

- Variable use at Direct Current and Alternating Current
- Good all-around light emission
- Ideal for decorative and free-burning applications
- Very long lifetime of up to 25,000 h
- Four year guarantee

AREAS OF APPLICATION

- Decorative applications
- Atmospheric accent lighting throughout the home
- Outdoor applications only in suitable luminaires

Product name	GTIN (EAN)	Static code	WxW	W	lm	K	CRI	I [mm]	d [mm]	°	t[h] ³	Energy efficiency class (EEC) ⁴	Light No.		
NEW PIN 35 320° 3.6 W/2700K GY6.35	4058075432185	GY635CL827	35	GY6.35	3.6	400	2,700	80	50	18	320	25,000	A++	10	1

SAFETY ADVICE

To ensure full light efficiency and product lifetime, it is recommended to detach any glass or cover of the luminaire.

¹ Protection class: IP20 | ² You will find further information and the exact guarantee terms and conditions at www.ledvance.co.uk/guarantee | ³ L70/B50 | ⁴ Energy efficiency class (EEC) on a scale of A++ (highest efficiency) to E (lowest efficiency)

PARATHOM DIM LED PIN G9¹

Dimmable LED lamps with retrofit pin base G9



Compatibility list also online:
ledvance.com/compatibility



1 2



PRODUCT FEATURES

- Dimmable (with many common dimmers, see also www.ledvance.co.uk/dim)
- LED alternative to high voltage halogen lamps

PRODUCT BENEFITS

- Good all-around light emission
- Very long lifetime of up to 25,000 h
- Ideal for decorative and free-burning applications
- Four year guarantee

AREAS OF APPLICATION

- Atmospheric accent lighting throughout the home
- Shops, hotels and restaurants
- Outdoor applications only in suitable luminaires

Product name	GTIN (EAN)	Static code	WxW	W	lm	K	CRI	$\frac{l}{d}$ (mm)	$\frac{\phi}{d}$ (mm)	Δ	t _h ³	Energy efficiency class (EEC) ⁴	RoHS	Light bulb No.	
P DIM PIN 32 3.5 W/2700K G9	4058075811553	G932DCL827	32	G9	3.5	350	2,700	≥80	58	20	300	25,000	A++	20	1
P DIM PIN 40 4.4 W/2700K G9	4058075271791	G940DCL827	40	G9	4.4	470	2,700	≥80	59	18	320	25,000	A++	20	2


SAFETY ADVICE

To ensure full light efficiency and product lifetime, it is recommended to detach any glass or cover of the luminaire.

¹ Protection class: IP20 | ² You will find further information and the exact guarantee terms and conditions at www.ledvance.co.uk/guarantee | ³ L70/B50 | ⁴ Energy efficiency class (EEC) on a scale of A++ (highest efficiency) to E (lowest efficiency)

PARATHOM LED PIN G9^{1,2}

LED lamps with retrofit pin base G9



PRODUCT FEATURES

- LED alternative to conventional high voltage lamps
- Good quality of light; colour rendering index $R_a: \geq 80$; constant chromaticity

PRODUCT BENEFITS

- Good all-around light emission
- Long lifetime of up to 15,000 h
- Four year guarantee

AREAS OF APPLICATION

- Atmospheric accent lighting throughout the home
- Shops, hotels and restaurants
- Outdoor applications only in suitable luminaires

Product name	GTIN (EAN)	Static code	w	W	lm	K	CRI	$\frac{l}{d}$ (mm)	$\frac{\phi}{d}$ (mm)	Δ°	t(h) ⁴	Energy efficiency class ⁵	RoHS	Light No.	
P PIN 20 1.9 W/2700K G9	4058075811454	G920CL827	20	G9	1.9	200	2,700	≥ 80	46	15	300	15,000	A++	20	1
P PIN 30 2.6 W/2700K G9	4058075811515	G930CL827	30	G9	2.6	320	2,700	≥ 80	52	15	300	15,000	A++	20	2
P PIN 30 2.6 W/4000K G9	4058075812697	G930CL840	30	G9	2.6	320	4,000	≥ 80	52	15	300	15,000	A++	20	2
P PIN 40 3.8 W/2700K G9	4058075811812	G940CL827	40	G9	3.8	470	2,700	≥ 80	58	20	300	15,000	A++	20	3
P PIN 40 3.8 W/4000K G9	4058075812710	G940CL840	40	G9	3.8	470	4,000	≥ 80	58	20	300	15,000	A++	20	3
P PIN 50 4.8 W/2700K G9	4058075271845	G950CL827	48	G9	4.8	600	2,700	≥ 80	59	18	320	15,000	A++	20	4
P PIN 50 4.8 W/4000K G9	4058075271890	G950CL840	48	G9	4.8	600	4,000	≥ 80	59	18	320	15,000	A++	20	4

SAFETY ADVICE

To ensure full light efficiency and product lifetime, it is recommended to detach any glass or cover of the luminaire.

¹ Protection class: IP20 | ² Non-dimmable | ³ You will find further information and the exact guarantee terms and conditions at www.ledvance.co.uk/guarantee | ⁴ L70/B50 | ⁵ Energy efficiency class (EEC) on a scale of A++ (highest efficiency) to E (lowest efficiency)

LED SPECIAL T26^{1,2}

Small special LED lamps with E14 screw base



PRODUCT FEATURES

- LED alternative to conventional high voltage lamps
- Good quality of light; colour rendering index R_a : ≥ 80 ; constant chromaticity

PRODUCT BENEFITS

- Extremely small dimensions
- Good all-around light emission
- Ideal for decorative and free-burning applications
- Long lifetime of up to 15,000 h
- Three year guarantee

AREAS OF APPLICATION

- Domestic refrigerators
- Atmospheric accent lighting throughout the home
- Small designer luminaires
- Sewing machines
- Outdoor applications only in suitable luminaires

Product name	GTIN (EAN)	Static code	w	W	lm	K	CRI	$\frac{l}{d}$ [mm]	$\frac{d}{d}$ [mm]	Δ°	t[h] ⁵	$\frac{l}{d}$ ⁶	$\frac{l}{d}$ ⁶	$\frac{l}{d}$ ⁶	$\frac{l}{d}$ ⁶
NEW SPC.T26 5 1.6 W/2400K E14 ³	4058075432819	PYG5FC824E14	5	E14	1.6	50	2,400	80	63	26	320	15,000	A	10	1
NEW SPC.T26 55 6.5 W/2700K E14 ³	4058075432963	PYG55FIL827E14	55	E14	6.5	730	2,700	80	80	25	300	15,000	A++	10	2

¹ Protection class: IP20 | ² Non-dimmable | ³ All technical parameters apply to the entire lamp. Due to the complex production process for light-emitting diodes, the typical values shown for the technical LED parameters are purely statistical values that do not necessarily match the actual technical parameters of each individual product, which can vary from the typical value | ⁴ You will find further information and the exact guarantee terms and conditions at www.ledvance.co.uk/guarantee | ⁵ L70/B50 | ⁶ Energy efficiency class (EEC) on a scale of A++ (highest efficiency) to E (lowest efficiency)

PARATHOM SPECIAL T26^{1,2}

Special LED lamps for refrigerators



PRODUCT FEATURES

- LED alternative to conventional high voltage lamps
- Good quality of light; colour rendering index $R_a: \geq 80$; constant chromaticity

PRODUCT BENEFITS

- Extremely small dimensions
- Good all-around light emission
- Ideal for decorative and free-burning applications
- Long lifetime of up to 15,000 h
- Four year guarantee

AREAS OF APPLICATION

- Small designer luminaires
- Domestic refrigerators
- Sewing machines
- Outdoor applications only in suitable luminaires

Product name	GTIN (EAN)	Static code	WxW	mm	W	lm	K	CRI	$\frac{l}{d}$ (mm)	$\frac{d}{d}$ (mm)	Δ°	tlh ⁵	$\frac{l}{l}$ ⁶	Icons	No.
P SPC.T26 10 2.2 W/2700K E14 ³	4058075432215	PYG10FC827E14	10	E14	2.2	110	2,700	80	63	26	320	15,000	A+	20	1
P SPC.T26 20 2.3 W/2700K E14 ³	4052899961289	PYG20FR827E14	20	E14	2.3	200	2,700	≥ 80	63	25	160	15,000	A++	20	2
P SPC.T26 20 2.3 W/6500K E14 ³	4052899961302	PYG20FR865E14	20	E14	2.3	200	6,500	≥ 80	63	25	160	15,000	A++	20	2
P SPC.T26 25 2.8 W/2700K E14 ³	4058075133471	PYG25FC827E14	25	E14	2.8	250	2,700	≥ 80	63	26	320	10,000	A++	20	3
P SPC.T26 25 2.8 W/6500K E14 ³	4058075133426	PYG25FC865E14	25	E14	2.8	250	6,500	≥ 80	63	26	320	10,000	A++	20	3
P SPC.T26 40 4 W/2700K E14 ³	4058075133525	PYG40FC827E14	40	E14	4	470	2,700	≥ 80	80	25	320	15,000	A++	20	4

¹ Protection class: IP20 | ² Non-dimmable | ³ All technical parameters apply to the entire lamp. Due to the complex production process for light-emitting diodes, the typical values shown for the technical LED parameters are purely statistical values that do not necessarily match the actual technical parameters of each individual product, which can vary from the typical value | ⁴ You will find further information and the exact guarantee terms and conditions at www.ledvance.co.uk/guarantee | ⁵ L70/B50 | ⁶ Energy efficiency class (EEC) on a scale of A++ (highest efficiency) to E (lowest efficiency)

LED SPECIAL T SLIM DIM¹

Dimmable slim LED lamps



Compatibility list also online:
ledvance.com/compatibility



PRODUCT FEATURES

- Dimmable (with many common dimmers, see also www.ledvance.co.uk/dim)
- LED alternative to conventional high voltage lamps
- Good quality of light; colour rendering index $R_a: \geq 80$; constant chromaticity

PRODUCT BENEFITS

- Easy replacement of halogen lamps thanks to compact design
- Ideal in particular for many small designer luminaires
- Lower thermal output (compared with the standard reference product)
- Three year guarantee

AREAS OF APPLICATION

- Small designer luminaires
- Wherever compact and efficient lamps are needed
- Outdoor applications only in suitable luminaires

Product name	GTIN (EAN)	Static code	w	W	lm	K	CRI	$\frac{l}{d}$ (mm)	$\frac{d}{d}$ (mm)	$\Delta\theta$	t_{lm} ⁴	$\frac{l}{d}$ ⁵	Energy efficiency class (EEC)	Energy efficiency class (EEC)	Energy efficiency class (EEC)
NEW T SLIM DIM 60 320° 7.5 W/2700K E27 ²	4058075433069	TS60CL827E27	60	E27	7.5	806	2,700	80	90	32	320	25,000	A+	10	1
NEW T SLIM DIM 60 320° 7.5 W/2700K E14 ²	4058075449732	TS60CL827E14	60	E14	7.5	806	2,700	80	101	20	320	25,000	A+	10	2
NEW T SLIM DIM 60 320° 7.5 W/2700K GU10 ²	4058075449756	TS60CL827GU10	60	GU10	7.5	806	2,700	80	82	20	320	25,000	A+	10	3
NEW T SLIM DIM 75 320° 8 W/2700K B15d ²	4058075432994	TS75CL827B15	75	B15d	8	1,055	2,700	80	100	18	320	15,000	A++	4	4

SAFETY ADVICE

To ensure full light efficiency and product lifetime, it is recommended to detach any glass or cover of the luminaire.

¹ Protection class: IP20 | ² All technical parameters apply to the entire lamp. Due to the complex production process for light-emitting diodes, the typical values shown for the technical LED parameters are purely statistical values that do not necessarily match the actual technical parameters of each individual product, which can vary from the typical value | ³ You will find further information and the exact guarantee terms and conditions at www.ledvance.co.uk/guarantee | ⁴ L70/B50 | ⁵ Energy efficiency class (EEC) on a scale of A++ (highest efficiency) to E (lowest efficiency)

LED SPECIAL T SLIM^{1,2}

Slim LED lamps with B15d base



1



PRODUCT FEATURES

- LED replacement for halogen lamps with B15d base
- Good quality of light; colour rendering index $R_a: \geq 80$; constant chromaticity
- Not dimmable

PRODUCT BENEFITS

- Easy replacement of halogen lamps thanks to compact design
- Ideal in particular for many small designer luminaires
- Long lifetime of up to 15,000 h
- Very low energy consumption
- Lower thermal output (compared with the standard reference product)

AREAS OF APPLICATION

- Small designer luminaires
- Luxurious living areas
- Outdoor applications only in suitable luminaires

Product name	GTIN (EAN)	Static code	WxW	W	lm	K	CRI	$\frac{l}{d}$ [mm]	$\frac{d}{d}$ [mm]	Δ°	t[h] ⁵	$\frac{l}{d}$ [mm] ⁶	Energy efficiency class	Energy efficiency class (EEC)	Energy efficiency class (EEC)	Energy efficiency class (EEC)	Energy efficiency class (EEC)	Energy efficiency class (EEC)	Energy efficiency class (EEC)	Energy efficiency class (EEC)	
SPC.T SLIM 60 320° 6.3 W/2700K B15d ³	4058075272026	TS60CL827B15	60	B15d	6.3	806	2,700	≥ 80	90	18	320	15,000	A++	4	1						

SAFETY ADVICE

To ensure full light efficiency and product lifetime, it is recommended to detach any glass or cover of the luminaire.


¹ Protection class: IP20 | ² Non-dimmable | ³ All technical parameters apply to the entire lamp. Due to the complex production process for light-emitting diodes, the typical values shown for the technical LED parameters are purely statistical values that do not necessarily match the actual technical parameters of each individual product, which can vary from the typical value | ⁴ You will find further information and the exact guarantee terms and conditions at www.ledvance.co.uk/guarantee | ⁵ L70/B50 | ⁶ Energy efficiency class (EEC) on a scale of A++ (highest efficiency) to E (lowest efficiency)

PARATHOM DIM LINE R7s¹

Dimmable double-ended special LED lamps



Compatibility list also online:
ledvance.com/compatibility



PRODUCT FEATURES

- Dimmable (with many common dimmers, see also www.ledvance.co.uk/dim)
- LED alternative to conventional R7s lamps
- Good quality of light; colour rendering index $R_a \geq 80$; constant chromaticity

PRODUCT BENEFITS

- Fits into most R7s luminaires thanks to excentric base
- Good all-around light emission
- Lower thermal output (compared with the standard reference product)
- Very long lifetime of up to 25,000 h
- Five year guarantee

AREAS OF APPLICATION

- General illumination within ambient temperatures from $-20...+40\text{ }^{\circ}\text{C}$
- Hospitality
- Domestic applications
- Outdoor applications only in suitable luminaires

Product name	GTIN (EAN)	Static code	w×w	mm	W	lm	K	CRI	$\frac{l}{d}$ (mm)	$\varnothing d$ (mm)	Δ°	t _h ³	Energy efficiency class ⁴	RoHS	Light bulb icon
P DIM LINE 78.0 mm 75 8.5 W/2700K R7s	4058075811874	R7s75D827/78	75	R7s	8.5	1,055	2,700	≥ 80	78	29	300	25,000	A++	20	1
P DIM LINE 78.0 mm 100 11.5 W/2700K R7s	4058075169050	R7s100D827/78	100	R7s	11.5	1,521	2,700	≥ 80	78	28	360	15,000	A++	20	2
P DIM LINE 118.0 mm 125 15 W/2700K R7s	4058075811850	R7s125D827/118	125	R7s	15	2,000	2,700	≥ 80	118	29	300	25,000	A++	20	3
P DIM LINE 118.0 mm 150 17.5 W/2700K R7s	4058075271999	R7s155D827/118	150	R7s	17.5	2,452	2,700	≥ 80	118	28	360	15,000	A++	20	4

SAFETY ADVICE

To ensure full light efficiency and product lifetime, it is recommended to detach any glass or cover of the luminaire.

¹ Protection class: IP20 | ² You will find further information and the exact guarantee terms and conditions at www.ledvance.co.uk/guarantee | ³ L70/B50 | ⁴ Energy efficiency class (EEC) on a scale of A++ (highest efficiency) to E (lowest efficiency)

PARATHOM LINE R7s^{1,2}

Double-ended special LED lamps



PRODUCT FEATURES

- LED alternative to conventional R7s lamps
- Good quality of light; colour rendering index $R_a: \geq 80$; constant chromaticity

PRODUCT BENEFITS

- Fits into most R7s luminaires thanks to excentric base
- Good all-around light emission
- Long lifetime of up to 15,000 h
- Lower thermal output (compared with the standard reference product)
- Four year guarantee

AREAS OF APPLICATION

- General illumination within ambient temperatures from $-20...+40\text{ }^\circ\text{C}$
- Hospitality
- Domestic applications
- Outdoor applications only in suitable luminaires

Product name	GTIN (EAN)	Static code	w×w	mm	W	lm	K	CRI	$\frac{l}{d}$ [mm]	$\varnothing d$ [mm]	Δ°	t[h] ⁴	Energy efficiency class (EEC) ⁵	RoHS	Light No.
P LINE 78.0 mm 60 7 W/2700K R7s	4058075812192	R7s60827/78	60	R7s	7	806	2,700	≥ 80	78	29	300	15,000	A++	20	1
P LINE 78.0 mm 75 8 W/2700K R7s	4058075812178	R7s75827/78	75	R7s	8	1,055	2,700	≥ 80	78	29	300	15,000	A++	20	1
P LINE 78.0 mm 100 11.5 W/2700K R7s	4058075169029	R7s100827/78	100	R7s	11.5	1,521	2,700	≥ 80	78	28	360	15,000	A++	20	2
P LINE 118.0 mm 100 12.5 W/2700K R7s	4058075812116	R7s100827/118	100	R7s	12.5	1,521	2,700	≥ 80	118	29	300	15,000	A++	20	3
P LINE 118.0 mm 125 15 W/2700K R7s	4058075812130	R7s125827/118	125	R7s	15	2,000	2,700	≥ 80	118	29	300	15,000	A++	20	3
P LINE 118.0 mm 150 17.5 W/2700K R7s	4058075168992	R7s150827/118	150	R7s	17.5	2,452	2,700	≥ 80	118	28	360	15,000	A++	20	4

SAFETY ADVICE

To ensure full light efficiency and product lifetime, it is recommended to detach any glass or cover of the luminaire.

¹ Protection class: IP20 | ² Non-dimmable | ³ You will find further information and the exact guarantee terms and conditions at www.ledvance.co.uk/guarantee | ⁴ L70/B50 |

⁵ Energy efficiency class (EEC) on a scale of A++ (highest efficiency) to E (lowest efficiency)

LED SLIM LINE R7s^{1,2}

Slim LED lamps with retrofit base R7s



PRODUCT FEATURES

- LED alternative to conventional R7s lamps
- Good quality of light; colour rendering index $R_a: \geq 80$; constant chromaticity

PRODUCT BENEFITS

- Particularly compact dimensions
- Lower thermal output (compared with the standard reference product)
- Long lifetime of up to 15,000 h
- Three year guarantee

AREAS OF APPLICATION

- General illumination within ambient temperatures from $-20...+40\text{ }^\circ\text{C}$
- Outdoor applications only in suitable luminaires

Product name	GTIN (EAN)	Static code	w	W	lm	K	CRI	$\frac{l}{d}$ [mm]	$\frac{\phi}{d}$ [mm]	Δ	t[h] ⁴	$\frac{l}{d}$ ⁵			No.
NEW SLIM LINE R7s 78.0 mm 60 6 W/2700K R7s	4058075 432710	SR7s60827/78	60	R7s	6	806	2,700	80	78	20	300	15,000	A++	10	1
NEW SLIM LINE R7s 118.0 mm 100 11 W/2700K R7s	4058075 432734	SR7s100827/118	100	R7s	11	1,521	2,700	80	118	20	300	15,000	A++	10	2

SAFETY ADVICE

To ensure full light efficiency and product lifetime, it is recommended to detach any glass or cover of the luminaire.

¹ Protection class: IP20 | ² Non-dimmable | ³ You will find further information and the exact guarantee terms and conditions at www.ledvance.co.uk/guarantee | ⁴ L70/B50 | ⁵ Energy efficiency class (EEC) on a scale of A++ (highest efficiency) to E (lowest efficiency)

LED GX53^{1,2}

CIRCOLUX LED^{1,2}



LEDVANCE
3
year
guarantee

LED GX53^{1,2}

PRODUCT FEATURES

- Not dimmable
- Base: GX53
- Good quality of light; colour rendering index $R_a: \geq 80$
- lifetime: up to 15,000 h

PRODUCT BENEFITS

- Quick, simple and safe replacement without rewiring
- Low maintenance costs thanks to long lifetime
- No UV and near-IR radiation in the light beam
- Instant 100 % light, no warm-up time

AREAS OF APPLICATION

- Kitchen lighting
- Domestic applications
- Commercial applications
- General illumination
- Outdoor use in outdoor luminaires only (minimum IP65)

Product name	GTIN (EAN)	Static code	W	lm	K	CRI	L [mm]	d [mm]	°	t [h]	5	6	No.		
P GX53 40 120° 6 W/2700K GX53 ³	4058075448803	GX5340827	40	GX53	6	470	2,700	80	28	75	120	15,000	A+	10	1
P GX53 40 120° 6 W/4000K GX53 ³	4058075448827	GX5340840	40	GX53	6	470	4,000	80	28	75	120	15,000	A+	10	1

CIRCOLUX LED^{1,2}

PRODUCT FEATURES

- Fold out base before first use
- Good quality of light; colour rendering index $R_a: \geq 80$; constant chromaticity
- Not dimmable

PRODUCT BENEFITS

- High luminous flux
- Long lifetime of up to 15,000 h
- Low energy consumption
- Three year guarantee

AREAS OF APPLICATION

- LED alternative for applications requiring a high luminous flux
- General illumination
- Large shades and pendant luminaires
- Outdoor applications only in suitable luminaires

Product name	GTIN (EAN)	Static code	W	lm	K	CRI	L [mm]	d [mm]	°	t [h]	4	5	No.		
CIR 100 160° 17 W/2700K E27	4058075271708	LED10027E27	100	E27	17	1,521	2,700	≥ 80	86	260	160	15,000	A+	4	2

¹ Protection class: IP20 | ² Non-dimmable | ³ All technical parameters apply to the entire lamp. Due to the complex production process for light-emitting diodes, the typical values shown for the technical LED parameters are purely statistical values that do not necessarily match the actual technical parameters of each individual product, which can vary from the typical value | ⁴ You will find further information and the exact guarantee terms and conditions at www.ledvance.co.uk/guarantee | ⁵ L70/B50 | ⁶ Energy efficiency class (EEC) on a scale of A++ (highest efficiency) to E (lowest efficiency)

PARATHOM Retrofit CLASSIC A DIM¹

Dimmable LED lamps, classic bulb shape



Compatibility list also online:
ledvance.com/compatibility



PRODUCT FEATURES

- Professional LED lamps for line voltage
- Beam angle: up to 300°
- Dimmable (with many common dimmers, see also www.ledvance.co.uk/dim)
- Base: E27, B22d
- lifetime: up to 15,000 h

PRODUCT BENEFITS

- Design, dimensions, luminous flux comparable to an incandescent or halogen lamp
- Very low energy consumption
- Robust against vibrations
- No UV and near-IR radiation in the light beam
- Instant 100 % light, no warm-up time

AREAS OF APPLICATION

- Perfect for decorative installations
- Domestic applications
- General illumination
- Outdoor use in outdoor luminaires only (minimum IP65)

Product name	GTIN (EAN)	Static code	w/w	W	lm	K	CRI	$\frac{l}{d}$ (mm)	$\frac{d}{d}$ (mm)	Light bulb icon	t(h) ⁴	Energy efficiency class (EEC) ⁵	Light bulb icon	No.	
P CLAS A 40 5 W/2700K E27 ²	4058075439719	A40DFC927E27	40	E27	5	470	2,700	95	104	60	frosted	15,000	A+	10	1
P CLAS A 60 7.5 W/2700K E27 ²	4058075439696	A60DFC927E27	60	E27	7.5	806	2,700	95	104	60	clear	15,000	A+	10	1
P CLAS A 40 CL 5 W/2700K E27 ²	4058075439276	A40DFC827E27	40	E27	5	470	2,700	≥80	105	60	frosted	15,000	A+	10	2
P CLAS A 40 FR 5 W/2700K E27 ²	4058075439399	A40DF827E27	40	E27	5	470	2,700	≥80	105	60	frosted	15,000	A+	10	3
P CLAS A 60 7 W/2700K B22d ²	4058075439191	A60DFC827B22	60	B22d	7	806	2,700	≥80	104	60	clear	15,000	A++	10	4
P CLAS A 60 7 W/2700K E27 ²	4058075439290	A60DFC827E27	60	E27	7	806	2,700	≥80	105	60	clear	15,000	A++	10	1
P CLAS A 60 7 W/2700K E27 ²	4058075439412	A60DF827E27	60	E27	7	806	2,700	≥80	105	60	frosted	15,000	A++	10	5
P CLAS A 60 7 W/2700K B22d ²	4058075438972	A60DF827B22	60	B22d	7	806	2,700	≥80	104	60	frosted	15,000	A++	10	6
P CLAS A 60 7 W/4000K E27 ²	4058075438958	A60DF840E27	60	E27	7	806	4,000	≥80	105	60	frosted	15,000	A++	10	5
P CLAS A 75 9 W/2700K E27 ²	4058075439214	A75DFC827E27	75	E27	9	1,055	2,700	≥80	105	60	frosted	15,000	A++	10	7
P CLAS A 75 9 W/2700K E27 ²	4058075439238	A75DF827E27	75	E27	9	1,055	2,700	≥80	105	60	frosted	15,000	A++	10	5
P CLAS A 75 9 W/4000K E27 ²	4058075439177	A75DF840E27	75	E27	9	1,055	4,000	≥80	105	60	frosted	15,000	A++	10	5
P CLAS A 100 12 W/2700K E27 ²	4058075438996	A100DFC827E27	100	E27	12	1,521	2,700	≥80	105	60	clear	15,000	A++	10	8
P CLAS A 100 12 W/2700K E27 ²	4058075439016	A100DF827E27	100	E27	12	1,521	2,700	≥80	105	60	frosted	15,000	A++	10	5
NEW P CLAS A 150 18 W/2700K E27 ²	4058075439917	A150DF827E27	150	E27	18	2,452	2,700	≥80	141	70	frosted	15,000	A++	10	9

¹ Protection class: IP20 | ² All technical parameters apply to the entire lamp. Due to the complex production process for light-emitting diodes, the typical values shown for the technical LED parameters are purely statistical values that do not necessarily match the actual technical parameters of each individual product, which can vary from the typical value. LED lamps contain several electronic components. Under unfavourable conditions these can lead to acoustic noise. In case of resonance even low noise can cause audible effect. Possible factors influencing this are the installation, the design of the lamp holder and the luminaire (acoustic resonance effect) as well as the dimmer or the transformer (harmonics or electronic resonance) | ³ You will find further information and the exact guarantee terms and conditions at www.ledvance.co.uk/guarantee | ⁴ L70/B50 | ⁵ Energy efficiency class (EEC) on a scale of A++ (highest efficiency) to E (lowest efficiency)

PARATHOM Retrofit CLASSIC A^{1,2}

LED lamps, classic bulb shape



PRODUCT FEATURES

- Professional LED lamps for line voltage
- Beam angle: up to 300°
- Not dimmable
- Base: E27
- lifetime: up to 15,000 h

PRODUCT BENEFITS

- Lamps with innovative LED „filament“ technology
- Design, dimensions, luminous flux comparable to an incandescent or halogen lamp
- Very low energy consumption
- No UV and near-IR radiation in the light beam
- Instant 100 % light, no warm-up time

AREAS OF APPLICATION

- Perfect for decorative installations
- Domestic applications
- General illumination
- Outdoor use in outdoor luminaires only (minimum IP65)

Product name	GTIN (EAN)	Stock code	WxW	W	lm	K	CRI	l [mm]	∅ d [mm]	Light bulb icon	t [h] ⁵	Energy efficiency class ⁶	Light bulb icon	No.	
P RF CLAS A 40 4 W/2700K E27 ³	4058075439870	A40FC827E27	40	E27	4	470	2,700	≥80	105	60	clear	15,000	A++	10	1
P CLAS A 40 FR 4 W/2700K B22d ³	4058075439832	A40FF827B22	40	B22d	4	470	2,700	≥80	104	60	frosted	15,000	A++	10	2
P CLAS A 40 4 W/2700K E27 ³	4058075439818	A40FF827E27	40	E27	4	470	2,700	≥80	105	60	frosted	15,000	A++	10	3
P CLAS A 40 4 W/2700K B22d ³	4058075439894	A40FC827B22	40	B22d	4	470	2,700	≥80	104	60	clear	15,000	A++	10	4
P CLAS A 40 4 W/4000K E27 ³	4058075439810	A40FC840E27	40	E27	4	470	4,000	≥80	105	60	clear	15,000	A++	10	1
P CLAS A 40 4 W/4000K E27 ³	4058075439795	A40FF840E27	40	E27	4	470	4,000	≥80	105	60	frosted	15,000	A++	10	3
P CLAS A 60 FR 7 W/2700K B22d ³	4058075061798	A60FF827B22	60	B22d	7	806	2,700	≥80	104	60	frosted	15,000	A++	10	2
P CLAS A 60 7 W/2700K E27 ³	4058075817234	A60FF827E27	60	E27	7	806	2,700	≥80	105	60	frosted	15,000	A++	10	3
P RF CLAS A 60 7 W/2700K E27 ³	4052899961654	A60FC827E27	60	E27	7	806	2,700	≥80	105	60	clear	15,000	A++	10	5
P CLAS A 60 CL 7 W/2700K B22d ³	4058075061675	A60FC827B22	60	B22d	7	806	2,700	≥80	104	60	clear	15,000	A++	10	4
P CLAS A 60 6.5 W/4000K E27 ³	4058075817173	A60FC840E27	60	E27	6.5	806	4,000	≥80	105	60	clear	15,000	A++	10	5
P CLAS A 60 7 W/4000K E27 ³	4058075808416	A60FF840E27	60	E27	7	806	4,000	≥80	105	60	frosted	15,000	A++	10	3
P CLAS A 75 7.5 W/2700K E27 ³	4058075287501	A75FC827E27	75	E27	7.5	1,055	2,700	≥80	105	60	clear	15,000	A++	10	6
P CLAS A 75 7.5 W/2700K E27 ³	4058075287525	A75FF827E27	75	E27	7.5	1,055	2,700	≥80	105	60	frosted	15,000	A++	10	3
P CLAS A 75 7.5 W/4000K E27 ³	4058075287549	A75FC840E27	75	E27	7.5	1,055	4,000	≥80	105	60	clear	15,000	A++	10	6
P CLAS A 75 7.5 W/4000K E27 ³	4058075287563	A75FF840E27	75	E27	7.5	1,055	4,000	≥80	105	60	frosted	15,000	A++	10	3
P CLAS A 100 10 W/2700K E27 ³	4058075438538	A100FC827E27	100	E27	10	1,521	2,700	≥80	105	60	clear	15,000	A++	10	7
P CLAS A 100 10 W/2700K E27 ³	4058075438453	A100FF827E27	100	E27	10	1,521	2,700	≥80	105	60	frosted	15,000	A++	10	3
P CLAS A 100 10 W/4000K E27 ³	4058075439573	A100FC840E27	100	E27	10	1,521	4,000	≥80	105	60	clear	15,000	A++	10	7
P CLAS A 150 16 W/2700K E27 ³	4058075439733	A150FF827E27	150	E27	16	2,500	2,700	≥80	126	70	frosted	15,000	A++	10	8
P CLAS A 150 16 W/4000K E27 ³	4058075439757	A150FF840E27	150	E27	16	2,500	4,000	≥80	126	70	frosted	15,000	A++	10	8

¹ Protection class: IP20 | ² Non-dimmable | ³ All technical parameters apply to the entire lamp. Due to the complex production process for light-emitting diodes, the typical values shown for the technical LED parameters are purely statistical values that do not necessarily match the actual technical parameters of each individual product, which can vary from the typical value | ⁴ You will find further information and the exact guarantee terms and conditions at www.ledvance.co.uk/guarantee | ⁵ L70/B50 | ⁶ Energy efficiency class (EEC) on a scale of A++ (highest efficiency) to E (lowest efficiency)

PARATHOM Retrofit CLASSIC B DIM¹

Dimmable LED lamps, classic bulb shape



Compatibility list also online:
ledvance.com/compatibility



PRODUCT FEATURES

- Professional LED lamps for line voltage
- Dimmable (with many common dimmers, see also www.ledvance.co.uk/dim)
- lifetime: up to 15,000 h
- Beam angle: up to 300°
- Lamp made of glass

PRODUCT BENEFITS

- Design, dimensions, luminous flux comparable to an incandescent lamp
- Very low energy consumption
- Robust against vibrations
- Instant 100 % light, no warm-up time
- Can be easily fitted instead of ordinary light bulbs

AREAS OF APPLICATION

- Perfect for decorative installations
- Domestic applications
- General illumination
- Outdoor use in outdoor luminaires only (minimum IP65)

Product name	GTIN (EAN)	Static code	w	W	lm	K	CRI	$\frac{l}{d}$ (mm)	$\frac{d}{l}$ (mm)	Light bulb icon	t _h ⁴	Energy efficiency class ⁵	Stacking icon	No.	
P CLAS B 40 5 W/2700K E14 ²	4058075439672	B40DFC927E14	40	E14	5	470	2,700	95	97	35	clear	15,000	A+	10	1
P CLAS B 40 5 W/2700K E14 ²	4058075439337	B40DFC827E14	40	E14	5	470	2,700	≥80	97	35	clear	15,000	A+	10	1
P CLAS B 40 5 W/2700K E27 ²	4058075438798	B40DFC827E27	40	E27	5	470	2,700	≥80	95	35	clear	15,000	A+	10	2
P CLAS B 40 FR 5 W/2700K E14 ²	4058075439375	B40DF827E14	40	E14	5	470	2,700	≥80	97	35	frosted	15,000	A+	10	3
P CLAS B 40 5 W/2700K B22d ²	4058075438873	B40DF827B22	40	B22d	5	470	2,700	≥80	94	35	frosted	15,000	A+	10	4
P CLAS B 60 6.5 W/2700K E14 ²	4058075438835	B60DF827E14	60	E14	6.5	806	2,700	≥80	97	35	frosted	15,000	A++	10	3

¹ Protection class: IP20 | ² All technical parameters apply to the entire lamp. Due to the complex production process for light-emitting diodes, the typical values shown for the technical LED parameters are purely statistical values that do not necessarily match the actual technical parameters of each individual product, which can vary from the typical value. LED lamps contain several electronic components. Under unfavourable conditions these can lead to acoustic noise. In case of resonance even low noise can cause audible effect. Possible factors influencing this are the installation, the design of the lamp holder and the luminaire (acoustic resonance effect) as well as the dimmer or the transformer (harmonics or electronic resonance) | ³ You will find further information and the exact guarantee terms and conditions at www.ledvance.co.uk/guarantee | ⁴ L70/B50 | ⁵ Energy efficiency class (EEC) on a scale of A++ (highest efficiency) to E (lowest efficiency)

PARATHOM Retrofit CLASSIC B^{1,2}

LED lamps, classic mini-candle shape



PRODUCT FEATURES

- Professional LED lamps for line voltage
- Beam angle: up to 300°
- Not dimmable
- Base: E14
- lifetime: up to 15,000 h

PRODUCT BENEFITS

- Lamps with innovative LED „filament“ technology
- Design, dimensions, luminous flux comparable to an incandescent or halogen lamp
- No UV and near-IR radiation in the light beam
- Instant 100 % light, no warm-up time
- Can be easily fitted instead of ordinary light bulbs

AREAS OF APPLICATION

- Perfect for decorative installations
- Domestic applications
- General illumination
- Outdoor use in outdoor luminaires only (minimum IP65)

Product name	GTIN (EAN)	Static code	w	W	lm	K	CRI	$\frac{l}{d}$ [mm]	$\frac{d}{d}$ [mm]	t _h ⁵	Energy efficiency class (EEC) ⁶	Energy efficiency class (EEC) ⁶	Energy efficiency class (EEC) ⁶	Energy efficiency class (EEC) ⁶	Energy efficiency class (EEC) ⁶	Energy efficiency class (EEC) ⁶
P RF CLAS B 25 2.5 W/2700K E14 ³	4058075287648	B25FC827E14	25	E14	2.5	250	2,700	≥80	100	35	clear	15,000	A++	10	1	
P CLAS B 25 2.5 W/2700K B22d ³	4058075287686	B25FC827B22	25	B22d	2.5	250	2,700	≥80	91	35	clear	15,000	A++	10	2	
P RF CLAS B 25 FR 2.5 W/2700K E14 ³	4058075287662	B25FF827E14	25	E14	2.5	250	2,700	≥80	100	35	frosted	15,000	A++	10	3	
P CLAS B 40 4 W/2700K E14 ³	4058075438651	B40FC827E14	40	E14	4	470	2,700	≥80	100	35	clear	15,000	A++	10	4	
P CLAS B 40 CL 4 W/2700K B22d ³	4058075439559	B40FC827B22	40	B22d	4	470	2,700	≥80	91	35	clear	15,000	A++	10	2	
P CLAS B 40 4 W/2700K E27 ³	4058075439511	B40FC827E27	40	E27	4	470	2,700	≥80	92	35	clear	15,000	A++	10	5	
P CLAS B 40 FR 4 W/2700K B22d ³	4058075439771	B40FF827B22	40	B22d	4	470	2,700	≥80	91	35	frosted	15,000	A++	10	6	
P CLAS B 40 4 W/2700K E14 ³	4058075438576	B40FF827E14	40	E14	4	470	2,700	≥80	100	35	frosted	15,000	A++	10	3	
P CLAS B 40 4 W/4000K E14 ³	4058075439535	B40FC840E14	40	E14	4	470	4,000	≥80	100	35	clear	15,000	A++	10	4	
P CLAS B 60 6 W/2700K E14 ³	4058075439139	B60FC827E14	60	E14	6	806	2,700	≥80	100	35	clear	15,000	A++	10	4	
P CLAS B 60 6 W/2700K E14 ³	4058075439153	B60FF827E14	60	E14	6	806	2,700	≥80	100	35	frosted	15,000	A++	10	7	

¹ Protection class: IP20 | ² Non-dimmable | ³ All technical parameters apply to the entire lamp. Due to the complex production process for light-emitting diodes, the typical values shown for the technical LED parameters are purely statistical values that do not necessarily match the actual technical parameters of each individual product, which can vary from the typical value LED lamps contain several electronic components. Under unfavourable conditions these can lead to acoustic noise. In case of resonance even low noise can cause audible effect. possible factors influencing this are the installation, the design of the lamp holder and the luminaire (acoustic resonance effect) as well as the dimmer or the transformer (harmonics or electronic resonance) | ⁴ You will find further information and the exact guarantee terms and conditions at www.ledvance.co.uk/guarantee | ⁵ L70/B50 | ⁶ Energy efficiency class (EEC) on a scale of A++ (highest efficiency) to E (lowest efficiency)

PARATHOM Retrofit CLASSIC BA^{1,2}

PARATHOM Retrofit CLASSIC BW^{1,2}



1

2

LEDVANCE
4 year
guarantee

PARATHOM RETROFIT CLASSIC BA^{1,2}

Product name	GTIN (EAN)	Static code	W	lm	K	CRI	l (mm)	d (mm)	Light bulb icon	t(h) ⁵	Energy efficiency class ⁶	Box icon	No.		
P RF CLAS BA 40 4 W/2700K E14 ³	4058075438491	BA40FC827E14	40	E14	4	470	2,700	≥80	121	35	clear	15,000	A++	10	1

PARATHOM RETROFIT CLASSIC BW^{1,2}

PRODUCT FEATURES

- Professional LED lamps for line voltage
- Beam angle: up to 300°
- Not dimmable
- Base: E14
- lifetime: up to 15,000 h

PRODUCT BENEFITS

- Lamps with innovative LED „filament“ technology
- Design, dimensions, luminous flux comparable to an incandescent or halogen lamp
- No UV and near-IR radiation in the light beam
- Instant 100 % light, no warm-up time
- Can be easily fitted instead of ordinary light bulbs

AREAS OF APPLICATION

- Perfect for decorative installations
- Domestic applications
- General illumination
- Outdoor use in outdoor luminaires only (minimum IP65)

Product name	GTIN (EAN)	Static code	W	lm	K	CRI	l (mm)	d (mm)	Light bulb icon	t(h) ⁵	Energy efficiency class ⁶	Box icon	No.		
P RF CLAS BW 40 4 W/2700K E14 ³	4058075438477	BW40FC827E14	40	E14	4	470	2,700	≥80	100	35	clear	15,000	A++	10	2

¹ Protection class: IP20 | ² Non-dimmable | ³ All technical parameters apply to the entire lamp. Due to the complex production process for light-emitting diodes, the typical values shown for the technical LED parameters are purely statistical values that do not necessarily match the actual technical parameters of each individual product, which can vary from the typical value | ⁴ You will find further information and the exact guarantee terms and conditions at www.ledvance.co.uk/guarantee | ⁵ L70/B50 | ⁶ Energy efficiency class (EEC) on a scale of A++ (highest efficiency) to E (lowest efficiency)

PARATHOM Retrofit CLASSIC P DIM¹

Dimmable LED lamps, classic bulb shape



Compatibility list also online:
ledvance.com/compatibility



PRODUCT FEATURES

- Professional LED lamps for line voltage
- Dimmable (with many common dimmers, see also www.ledvance.co.uk/dim)
- lifetime: up to 15,000 h
- Beam angle: up to 300°
- Lamp made of glass

PRODUCT BENEFITS

- Design, dimensions, luminous flux comparable to an incandescent lamp
- Very low energy consumption
- Robust against vibrations
- Lamps with innovative LED „filament“ technology
- Instant 100 % light, no warm-up time

AREAS OF APPLICATION

- Perfect for decorative installations
- Domestic applications
- General illumination
- Outdoor use in outdoor luminaires only (minimum IP65)

Product name	GTIN (EAN)	Static code	w	W	lm	K	CRI	$\frac{l}{d}$ [mm]	$\frac{d}{d}$ [mm]	Light bulb icon	t _h ⁴	Energy efficiency class icon ⁵	Box icon	No.	
P CLAS P 40 5 W/2700K E14 ²	4058075439658	P40DFC927E14	40	E14	5	470	2,700	95	80	45	clear	15,000	A+	10	1
P CLAS P 40 5 W/2700K E27 ²	4058075439634	P40DFC927E27	40	E27	5	470	2,700	95	78	45	clear	15,000	A+	10	2
P CLAS P 25 2.8 W/2700K E14 ²	4058075439252	P25DF827E14	25	E14	2.8	250	2,700	≥80	78	45	frosted	15,000	A++	10	3
P CLAS P 25 2.8 W/2700K E27 ²	4058075438934	P25DF827E27	25	E27	2.8	250	2,700	≥80	77	45	frosted	15,000	A++	10	4
P CLAS P 40 CL 5 W/2700K E27 ²	4058075438811	P40DFC827E27	40	E27	5	470	2,700	≥80	77	45	clear	15,000	A+	10	5
P CLAS P 40 5 W/2700K E14 ²	4058075439313	P40DFC827E14	40	E14	5	470	2,700	≥80	78	45	clear	15,000	A+	10	1
P CLAS P 40 5 W/2700K E14 ²	4058075439351	P40DF827E14	40	E14	5	470	2,700	≥80	78	45	frosted	15,000	A+	10	3
P CLAS P 40 FR 5 W/2700K E27 ²	4058075438897	P40DF827E27	40	E27	5	470	2,700	≥80	77	45	frosted	15,000	A+	10	6
P CLAS P 40 5 W/2700K B22d ²	4058075438910	P40DF827B22	40	B22d	5	470	2,700	≥80	76	45	frosted	15,000	A+	10	7
P CLAS P 60 6.5 W/2700K E14 ²	4058075438859	P60DF827E14	60	E14	6.5	806	2,700	≥80	78	45	frosted	15,000	A++	10	3

¹ Protection class: IP20 | ² All technical parameters apply to the entire lamp. Due to the complex production process for light-emitting diodes, the typical values shown for the technical LED parameters are purely statistical values that do not necessarily match the actual technical parameters of each individual product, which can vary from the typical value. LED lamps contain several electronic components. Under unfavourable conditions these can lead to acoustic noise. In case of resonance even low noise can cause audible effect. Possible factors influencing this are the installation, the design of the lamp holder and the luminaire (acoustic resonance effect) as well as the dimmer or the transformer (harmonics or electronic resonance) | ³ You will find further information and the exact guarantee terms and conditions at www.ledvance.co.uk/guarantee | ⁴ L70/B50 | ⁵ Energy efficiency class (EEC) on a scale of A++ (highest efficiency) to E (lowest efficiency)

PARATHOM Retrofit CLASSIC P^{1,2}

LED lamps, classic mini-ball shape



PRODUCT FEATURES

- Professional LED lamps for line voltage
- Beam angle: up to 300°
- Not dimmable
- lifetime: up to 15,000 h
- Lamp made of glass

PRODUCT BENEFITS

- Lamps with innovative LED „filament“ technology
- Design, dimensions, luminous flux comparable to an incandescent or halogen lamp
- Very low energy consumption
- No UV and near-IR radiation in the light beam
- Instant 100 % light, no warm-up time

AREAS OF APPLICATION

- Perfect for decorative installations
- Domestic applications
- General illumination
- Outdoor use in outdoor luminaires only (minimum IP65)

Product name	GTIN (EAN)	Static code	wxw	W	lm	K	CRI	$\frac{l}{d}$ (mm)	$\frac{d}{d}$ (mm)	Light bulb icon	t _h ⁵	Energy efficiency icon ⁶	Box icon	Light bulb icon No.	
P CLAS P 15 1.5 W/2700K E27 ³	4058075287945	P15FC827E27	15	E27	1.5	136	2,700	≥80	77	45	clear	15,000	A++	10	1
P CLAS P 25 2.5 W/2700K E14 ³	4058075287969	P25FC827E14	25	E14	2.5	250	2,700	≥80	77	45	clear	15,000	A++	10	2
P CLAS P 25 2.5 W/2700K E27 ³	4058075287983	P25FC827E27	25	E27	2.5	250	2,700	≥80	77	45	clear	15,000	A++	10	1
P CLAS P 25 2.5 W/2700K E14 ³	4058075438675	P25FF827E14	25	E14	2.5	250	2,700	≥80	77	45	frosted	15,000	A++	10	3
P CLAS P 25 2.5 W/2700K E27 ³	4058075288027	P25FF827E27	25	E27	2.5	250	2,700	≥80	77	45	frosted	15,000	A++	10	4
P RF CLAS P 40 4 W/2700K E14 ³	4058075438613	P40FC827E14	40	E14	4	470	2,700	≥80	77	45	clear	15,000	A++	10	5
P RF CLAS P 40 4 W/2700K E14 ³	4058075438552	P40FF827E14	40	E14	4	470	2,700	≥80	77	45	frosted	15,000	A++	10	3
P CLAS P 40 FR 4 W/2700K B22d ³	4058075439450	P40FF827B22	40	B22d	4	470	2,700	≥80	76	45	frosted	15,000	A++	10	6
P RF CLAS P 40 4 W/2700K E27 ³	4058075439436	P40FF827E27	40	E27	4	470	2,700	≥80	77	45	frosted	15,000	A++	10	4
P CLAS P 60 6.5 W/2700K E14 ³	4058075439092	P60FC827E14	60	E14	6.5	806	2,700	≥80	78	45	clear	15,000	A++	10	5
P CLAS P 60 6 W/2700K E27 ³	4058075439078	P60FC827E27	60	E27	6	806	2,700	≥80	77	45	clear	15,000	A++	10	7
P CLAS P 60 6.5 W/2700K E14 ³	4058075439115	P60FF827E14	60	E14	6.5	806	2,700	≥80	78	45	frosted	15,000	A++	10	8

¹ Protection class: IP20 | ² Non-dimmable | ³ All technical parameters apply to the entire lamp. Due to the complex production process for light-emitting diodes, the typical values shown for the technical LED parameters are purely statistical values that do not necessarily match the actual technical parameters of each individual product, which can vary from the typical value |

⁴ You will find further information and the exact guarantee terms and conditions at www.ledvance.co.uk/guarantee | ⁵ L70/B50 | ⁶ Energy efficiency class (EEC) on a scale of A++ (highest efficiency) to E (lowest efficiency)

PARATHOM CLASSIC GLOBE DIM¹

LED lamps, classic ball shape



Compatibility list also online:
ledvance.com/compatibility



1



PRODUCT FEATURES

- Dimmable (with many common dimmers, see also www.ledvance.co.uk/dim)
- lifetime: up to 15,000 h
- Beam angle: up to 360°
- Professional LED lamps for line voltage
- Lamp made of glass

PRODUCT BENEFITS

- Lamps with innovative LED „filament“ technology
- Very low energy consumption
- Can be easily fitted instead of ordinary light bulbs
- Instant 100 % light, no warm-up time

AREAS OF APPLICATION

- Perfect for decorative installations
- Domestic applications
- General illumination
- Outdoor use in outdoor luminaires only (minimum IP65)

Product name	GTIN (EAN)	Static code	w	W	lm	K	CRI	$\frac{l}{d}$ [mm]	$\frac{d}{l}$ [mm]	Light bulb icon	t _h ⁴	Energy efficiency class ⁵	Energy efficiency class ⁵	Energy efficiency class ⁵	Energy efficiency class ⁵
P GLOBE 75 9 W/2700K E27 ²	4058075439030	GL75DFF827E27	75	E27	9	1,055	2,700	≥80	138	95	frosted	15,000	A++	6	1
SST CLAS Globe 100 12 W/2700K E27 ²	4058075439054	GL100DFF827E27	100	E27	12	1,521	2,700	≥80	138	95	frosted	15,000	A++	6	1

¹ Protection class: IP20 | ² All technical parameters apply to the entire lamp. Due to the complex production process for light-emitting diodes, the typical values shown for the technical LED parameters are purely statistical values that do not necessarily match the actual technical parameters of each individual product, which can vary from the typical value | ³ You will find further information and the exact guarantee terms and conditions at www.ledvance.co.uk/guarantee | ⁴ L70/B50 | ⁵ Energy efficiency class (EEC) on a scale of A++ (highest efficiency) to E (lowest efficiency)

PARATHOM Retrofit CLASSIC GLOBE^{1,2}

LED lamps, classic ball shape



LEDVANCE
4
year
guarantee

PRODUCT FEATURES

- LED lamps for line voltage
- Not dimmable
- lifetime: up to 15,000 h
- Beam angle: up to 360°
- Lamp made of glass

PRODUCT BENEFITS

- Very low energy consumption
- Instant 100 % light, no warm-up time
- Can be easily fitted instead of ordinary light bulbs
- Design, dimensions, luminous flux comparable to an incandescent lamp
- Lamps with innovative LED „filament“ technology

AREAS OF APPLICATION

- Perfect for decorative installations
- Domestic applications
- General illumination
- Outdoor use in outdoor luminaires only (minimum IP65)

Product name	GTIN (EAN)	Static code	w	W	lm	K	CRI	$\frac{l}{d}$ [mm]	$\frac{d}{d}$ [mm]	Light bulb icon	t _h ⁵	Energy efficiency class ⁶	Stack icon	Light bulb icon No.	
ST GLOBE 25 2.5 W/2700K E27 ³	4058075438774	GL25FC827E27	25	E27	2.5	250	2,700	≥80	168	124	clear	15,000	A++	10	1
ST GLOBE 40 4 W/2700K E27 ³	4058075439498	GL40FC827E27	40	E27	4	470	2,700	≥80	168	124	clear	15,000	A++	10	2
P RF GLOBE 60 6.5 W/2700K E27 ³	4058075288300	GL60FC827E27	60	E27	6.5	806	2,700	≥80	168	124	clear	15,000	A++	10	3
P GLOBE 60 6.5 W/2700K E27 ³	4058075288348	GL60FF827E27	60	E27	6.5	806	2,700	≥80	135	95	frosted	15,000	A++	6	4
P GLOBE 100 12 W/2700K E27 ³	4058075438736	GL100FF827E27	100	E27	12	1,521	2,700	≥80	138	95	frosted	15,000	A++	6	4

¹ Protection class: IP20 | ² Non-dimmable | ³ All technical parameters apply to the entire lamp. Due to the complex production process for light-emitting diodes, the typical values shown for the technical LED parameters are purely statistical values that do not necessarily match the actual technical parameters of each individual product, which can vary from the typical value | ⁴ You will find further information and the exact guarantee terms and conditions at www.ledvance.co.uk/guarantee | ⁵ L70/B50 | ⁶ Energy efficiency class (EEC) on a scale of A++ (highest efficiency) to E (lowest efficiency)

PARATHOM Retrofit CLASSIC ST^{1,2}

LED lamps, classic Edison bulb shape



PRODUCT FEATURES

- Professional LED lamps for line voltage
- Not dimmable
- lifetime: up to 15,000 h
- Beam angle: up to 360°
- Lamp made of glass

PRODUCT BENEFITS

- Lamps with innovative LED „filament“ technology
- Very low energy consumption
- Instant 100 % light, no warm-up time
- Can be easily fitted instead of ordinary light bulbs

AREAS OF APPLICATION

- Perfect for decorative installations
- Domestic applications
- General illumination
- Outdoor use in outdoor luminaires only (minimum IP65)

Product name	GTIN (EAN)	Static code	w	W	lm	K	CRI	$\frac{l}{d}$ [mm]	\varnothing [mm]	Light bulb icon	t _h ⁵	Energy efficiency class icon ⁶	Box icon	Light bulb icon No.	
P RF CLAS ST 40 4 W/2700K E27 ³	4058075438750	ED40FC827E27	40	E27	4	470	2,700	≥80	143	64	clear	15,000	A++	10	1
P RF CLAS ST 40 4 W/2700K E27 ³	4058075438712	ED40FF827E27	40	E27	4	470	2,700	≥80	143	64	frosted	15,000	A++	10	2
P RF CLAS ST 55 6.5 W/2700K E27 ³	4058075438699	ED60FF827E27	55	E27	6.5	730	2,700	≥80	143	64	frosted	15,000	A++	10	2

¹ Protection class: IP20 | ² Non-dimmable | ³ All technical parameters apply to the entire lamp. Due to the complex production process for light-emitting diodes, the typical values shown for the technical LED parameters are purely statistical values that do not necessarily match the actual technical parameters of each individual product, which can vary from the typical value | ⁴ You will find further information and the exact guarantee terms and conditions at www.ledvance.co.uk/guarantee | ⁵ L70/B50 | ⁶ Energy efficiency class (EEC) on a scale of A++ (highest efficiency) to E (lowest efficiency)

PARATHOM CLASSIC A Mirror^{1,2}

PARATHOM Retrofit CLASSIC P Mirror^{1,2}



1

2

LEDVANCE
4
year
guarantee

PARATHOM CLASSIC A MIRROR^{1,2}

Product name	GTIN (EAN)	Static code	W	lm	K	CRI	l (mm)	d (mm)	Light bulb icon	t (h)	Energy efficiency icon	RoHS icon	Light bulb icon No.		
P CLAS A 50 6.5 W/2700K E27 ³	4058075287365	A50MS827E27	50	E27	6.5	650	2,700	≥80	105	60	clear	15,000	A+	10	1

PARATHOM RETROFIT CLASSIC P MIRROR^{1,2}

PRODUCT FEATURES

- Bulb crown coating: gold or silver
- Beam angle: up to 300°
- Lamp made of glass
- Good quality of light; colour rendering index R_a : ≥ 80; constant chromaticity

PRODUCT BENEFITS

- Long lifetime of up to 15,000 h
- Low energy consumption
- Easy relamping thanks to compact design
- Instant 100 % light, no warm-up time
- Lamps with innovative LED „filament“ technology

AREAS OF APPLICATION

- Perfect for decorative installations
- Mirror lighting
- Domestic applications
- General illumination
- Outdoor use in outdoor luminaires only (minimum IP65)

Product name	GTIN (EAN)	Static code	W	lm	K	CRI	l (mm)	d (mm)	Light bulb icon	t (h)	Energy efficiency icon	RoHS icon	Light bulb icon No.		
P RF CLAS P 31 4 W/2700K E14 ³	4058075439474	P31MS827E14	31	E14	4	350	2,700	≥80	77	45	clear	15,000	A+	10	2

¹ Protection class: IP20 | ² Non-dimmable | ³ All technical parameters apply to the entire lamp. Due to the complex production process for light-emitting diodes, the typical values shown for the technical LED parameters are purely statistical values that do not necessarily match the actual technical parameters of each individual product, which can vary from the typical value | ⁴ You will find further information and the exact guarantee terms and conditions at www.ledvance.co.uk/guarantee | ⁵ L70/B50 | ⁶ Energy efficiency class (EEC) on a scale of A++ (highest efficiency) to E (lowest efficiency)

LED STAR DÉCOR CLASSIC A^{1,2}

Coloured LED lamps, classic bulb shape, with retrofit screw base



PRODUCT FEATURES

- LED lamps for line voltage
- conventional light bulb shape
- Base: E27
- Not suitable for use with dimmers
- Mercury-free lamps

PRODUCT BENEFITS

- Very low energy consumption
- Extremely long life
- Simple direct replacement for conventional incandescent lamps
- Low thermal output
- Suitable for indoors and outdoors

AREAS OF APPLICATION

- Indoor lighting, terraces, beer gardens and restaurants
- Energy-saving low-maintenance use in marquees and leisure parks
- Garlands of lights
- Outdoor use in outdoor luminaires only (minimum IP65)

Product name	GTIN (EAN)	Static code	w	W	lm	K	CRI	I (mm)	d (mm)	Light bulb icon	t(h) ⁴	Light bulb icon	Light bulb icon	Light bulb icon
ST CLAS A 15 300° 2.5 W/2200K E27	4058075433922	A15YELLOW27	15	E27	2.5	235	2,200	≥60	105	60	clear	15,000	10	1
ST CLAS A 15 300° 2.5 W/3000K E27	4058075433946	A15REDE27	15	E27	2.5	45	3,000	≥55	105	60	clear	15,000	10	2
ST CLAS A 15 300° 2.5 W/1500K E27	4058075433960	A15ORANGEE27	15	E27	2.5	160	1,500	≥50	105	60	clear	15,000	10	3
ST CLAS A 15 300° 2.5 W/7500K E27	4058075433984	A15GREENE27	15	E27	2.5	45	7,500	≥15	105	60	clear	15,000	10	4
ST CLAS A 15 300° 2.5 W/3000K E27	4058075434004	A15BLUE27	15	E27	2.5	10	3,000	10	105	60	clear	15,000	10	5

¹ Protection class: IP20 | ² Non-dimmable | ³ You will find further information and the exact guarantee terms and conditions at www.ledvance.co.uk/guarantee | ⁴ L70/B50

Vintage 1906 LED DIM¹

LED lamps, dimmable vintage edition



Compatibility list also online:
ledvance.com/compatibility



PRODUCT FEATURES

- LED lamps for line voltage
- Lamp made of glass
- lifetime: up to 15,000 h
- Beam angle: up to 360°
- Dimmable (with many common dimmers, see also www.ledvance.co.uk/dim)

PRODUCT BENEFITS

- Very low energy consumption
- Instant 100 % light, no warm-up time
- Can be easily fitted instead of ordinary light bulbs
- Lamps with innovative LED „filament“ technology

AREAS OF APPLICATION

- Perfect for decorative installations
- Domestic applications
- General illumination
- Outdoor use in outdoor luminaires only (minimum IP65)

Product name	GTIN (EAN)	Static code	w	W	lm	K	CRI	$\frac{l}{d}$ (mm)	$\frac{d}{d}$ (mm)	Light bulb icon	t _h ⁴	Energy efficiency class ⁵	Light bulb icon	Light bulb icon	No.
1906 LED Big Globe DIM 12 5 W/1800K E27 ²	4058075270046	VG20012DFS818E27	12	E27	5	110	1,800	≥80	283	200	clear	15,000	A	4	1
1906 LED CLAS Big Grape DIM 12 5 W/1800K E27 ²	4058075270022	VA16028DFS818E27	12	E27	5	110	1,800	≥80	290	160	clear	15,000	A	4	2
1906 LED GLOBE DIM 25 4.5 W/2000K E27 ²	4058075270008	VG12525DFG820E27	25	E27	4.5	250	2,000	≥80	178	125	clear	15,000	A	4	3
1906 LEDISON DIM 25 4.5 W/2000K E27 ²	4058075269965	VE25DFG820E27	25	E27	4.5	250	2,000	≥80	140	64	clear	15,000	A	4	4
1906 LED Big Globe DIM 28 5 W/2000K E27 ²	4058075269729	VG20028DFG820E27	28	E27	5	300	2,000	≥80	283	200	clear	15,000	A+	4	5
1906 LED CLAS Big Grape DIM 28 5 W/2000K E27 ²	4058075269705	VA16028DFG820E27	28	E27	5	300	2,000	≥80	290	160	clear	15,000	A+	4	6
1906 LEDISON DIM 7 W/2500K E27 ²	4052899972360	VE55DFG825E27	55	E27	7	725	2,500	≥80	145	64	clear	15,000	A+	4	7
1906 LED GLOBE DIM 7 W/2500K E27 ²	4058075808997	VG55DFG825E27	55	E27	7	725	2,500	≥80	173	125	clear	15,000	A+	4	8

¹ Protection class: IP20 | ² All technical parameters apply to the entire lamp. Due to the complex production process for light-emitting diodes, the typical values shown for the technical LED parameters are purely statistical values that do not necessarily match the actual technical parameters of each individual product, which can vary from the typical value | ³ You will find further information and the exact guarantee terms and conditions at www.ledvance.co.uk/guarantee | ⁴ L70/B50 | ⁵ Energy efficiency class (EEC) on a scale of A++ (highest efficiency) to E (lowest efficiency)

Vintage 1906 LED^{1,2}

LED lamps, vintage edition



PRODUCT FEATURES

- LED lamps for line voltage
- Lamp made of glass
- lifetime: up to 15,000 h
- Beam angle: up to 360°
- Good quality of light; colour rendering index $R_a \geq 80$; constant chromaticity

PRODUCT BENEFITS














- Very low energy consumption
- Instant 100 % light, no warm-up time
- Can be easily fitted instead of ordinary light bulbs
- Lamps with innovative LED „filament“ technology

AREAS OF APPLICATION

- Perfect for decorative installations
- Domestic applications
- General illumination
- Outdoor use in outdoor luminaires only (minimum IP65)

Product name	GTIN (EAN)	Static code	WxW	W	Im	K	CRI	l (mm)	Ø (mm)	Light	t(h) ⁵	EEC ⁶	IP	No.	
1906 LED CLAS A 12 5 W/1800K E27 ³	4058075269903	VA16012FS818E27	12	E27	5	110	1,800	≥80	290	160	-	15,000	A+	4	1
1906 LED GLOBE 12 5 W/1800K E27 ³	4058075269927	VG20012FS818E27	12	E27	5	110	1,800	≥80	283	200	-	15,000	A	4	2
1906 LED CLAS B 12 1.5 W/2400K E14 ³	4058075293205	VB13FG825E14	12	E14	1.5	120	2,400	≥80	100	35	-	15,000	A++	10	3
1906 LED CLAS BA 12 1.5 W/2400K E14 ³	4058075293229	VBA13FG825E14	12	E14	1.5	120	2,400	≥80	121	35	-	15,000	A++	10	4
1906 LED CLAS BW 12 1.5 W/2400K E14 ³	4058075293243	VBW13FG825E14	12	E14	1.5	120	2,400	≥80	100	35	-	15,000	A++	10	5
RF1906 GLOBE 15 5 W/1800K E27 ³	4058075269989	VG12515FS818E27	15	E27	5	140	1,800	≥80	178	125	-	15,000	A	4	6
RF1906 CLAS ST 15 5 W/1800K E27 ³	4058075269941	VE15FS818E27	15	E27	5	140	1,800	≥80	140	64	clear	15,000	A	4	7
1906 LED TUBE 20 CL 2.5 W/2000K E27 ³	4058075808171	VTUB20FG825E27	20	E27	2.5	200	2,000	≥80	138	32	clear	15,000	A+	4	8
ST CLAS P 22 2.5 W/2400K E14 ³	4058075290815	VP22FG825E14	22	E14	2.5	220	2,400	≥80	77	45	clear	15,000	A++	10	9
RF1906 CLAS ST 22 2.5 W/2400K E27 ³	4058075808706	VE22FG825E27	22	E27	2.5	220	2,400	≥80	143	64	clear	15,000	A++	4	10
1906 LED CLAS A 22 2.5 W/2400K E27 ³	4058075293199	VA22FG825E27	22	E27	2.5	220	2,400	≥80	105	60	-	15,000	A+	10	11
1906 LED CLAS BW 22 2.5 W/2400K E14 ³	4058075293274	VBW22FG825E14	22	E14	2.5	220	2,400	≥80	100	35	-	15,000	A++	10	5
Vintage 1906 LED 22 2.5 W/2400K E14 ³	4058075293212	VB22FG825E14	22	E14	2.5	220	2,400	≥80	100	35	-	15,000	A++	10	3
RF1906 GLOBE 22 2.5 W/2400K E27 ³	4058075808980	VGL22FG825E27	22	E27	2.5	220	2,400	≥80	168	124	clear	15,000	A++	4	12

¹ Protection class: IP20 | ² Non-dimmable | ³ All technical parameters apply to the entire lamp. Due to the complex production process for light-emitting diodes, the typical values shown for the technical LED parameters are purely statistical values that do not necessarily match the actual technical parameters of each individual product, which can vary from the typical value | ⁴ You will find further information and the exact guarantee terms and conditions at www.ledvance.co.uk/guarantee | ⁵ L70/B50 | ⁶ Energy efficiency class (EEC) on a scale of A++ (highest efficiency) to E (lowest efficiency)

Product name	GTIN (EAN)	Static code													
1906 LED CLAS BA 22 2.5 W/2400K E14 ³	4058075293236	VBA22FG825E14	22	E14	2.5	220	2,400	≥80	121	35	-	15,000	A++	10	4
RF1906 CLAS ST 25 5 W/2000K E27 ³	4058075092112	VE25SFG820E27	25	E27	5	250	2,000	≥80	140	64	-	15,000	A	4	13
RF1906 GLOBE 25 CL 5 W/2000K E27 ³	4058075092136	VG25FG820E27	25	E27	5	250	2,000	≥80	178	125	-	15,000	A	4	14
RF1906 GLOBE 28 5 W/2000K E27 ³	4058075092013	VG20028FG820E27	28	E27	5	300	2,000	≥80	283	200	-	15,000	A+	4	15
1906 LED CLAS A 28 5 W/2000K E27 ³	4058075091993	VA16028FG820E27	28	E27	5	300	2,000	≥80	290	160	-	15,000	A+	4	16
1906 LED TUBE 35 CL 5 W/2000K E27 ³	4058075808188	VTUB35FG825E27	35	E27	5	400	2,000	≥80	185	32	clear	15,000	A+	4	17
RF1906 GLOBE 35 CL 4 W/2400K E27 ³	4052899962071	VGL236FG825E27	35	E27	4	410	2,400	≥80	168	124	clear	15,000	A++	4	18
1906 LED CLAS B 35 4 W/2400K E14 ³	4058075293434	VB36FG825E14	35	E14	4	410	2,400	≥80	100	35	clear	15,000	A++	10	19
1906 LED CLAS P 35 4 W/2400K E14 ³	4058075293496	VP36FG825E14	35	E14	4	410	2,400	≥80	77	45	clear	15,000	A++	10	20
1906 LED CLAS A 35 4 W/2400K E27 ³	4058075293090	VA36FG825E27	35	E27	4	410	2,400	≥80	105	60	-	15,000	A++	10	21
1906 LED OVAL 36 4.5 W/2500K E27 ³	4058075091979	V0V40FG825E27	36	E27	4.5	420	2,500	≥80	156	75	-	15,000	A+	4	22
RF1906 CLAS ST 4 W/2500K E27 CL ³	4052899962095	VED36FG825E27	37	E27	4	420	2,500	≥80	145	64	clear	15,000	A++	4	23
Vintage 1906 LED Diamond 40 CL 4.5 W/2500K E27 ³	4058075091955	VDIA40FG825E27	40	E27	4.5	470	2,500	≥80	140	110	-	15,000	A+	4	24
Vintage 1906 LED Pine 40 4.5 W/2500K E27 ³	4058075092037	VPINE40FG825E27	40	E27	4.5	470	2,500	≥80	168	125	-	15,000	A++	4	25
RF1906 GLOBE 54 6.5 W/2400K E27 ³	4058075809406	VG55FG825E27	54	E27	6.5	720	2,400	≥80	168	124	clear	15,000	A++	4	18
1906 LED CLAS A 55 6.5 W/2400K E27 ³	4058075293298	VA55FG825E27	55	E27	6.5	725	2,400	≥80	105	60	-	15,000	A+	10	21
1906 LED CLAS A 68 8 W/2500K E27 ³	4058075293359	VA68FG825E27	68	E27	8	950	2,500	≥80	105	60	-	15,000	A++	10	21

³ All technical parameters apply to the entire lamp. Due to the complex production process for light-emitting diodes, the typical values shown for the technical LED parameters are purely statistical values that do not necessarily match the actual technical parameters of each individual product, which can vary from the typical value |⁵ L70/B50 |⁶ Energy efficiency class (EEC) on a scale of A++ (highest efficiency) to E (lowest efficiency)

Vintage 1906 PenduLum PRO^{1,2}

Vintage 1906 PenduLum CANOPY^{1,2}



VINTAGE 1906 PENDULUM PRO^{1,2}

PRODUCT FEATURES

- Reduced industrial design
- Made of classic materials
- Special vintage appeal when combined with 1906 LED and halogen lamps
- Flexible mounting options: leash principle
- Available in various colours

PRODUCT BENEFITS

- Flexible lighting thanks to countless mounting possibilities
- Made of solid aluminium with high-quality appearance
- Semi-matt surface with great look and feel
- Accessories for flexible mounting options included

AREAS OF APPLICATION

- Living areas (living rooms, dining rooms, bedrooms etc.)
- Professional (hotels, bars, boutiques etc.)

Product name	GTIN (EAN)	Static code	 d (mm)	 KABEL-LÄNGE		 No.
Vintage 1906 PenduLum PRO Black	4058075153844	PENDBLKE27	68	3,000	4	1
Vintage 1906 PenduLum PRO Gold	4058075153868	PENDGOLDE27	68	3,000	4	2

VINTAGE 1906 PENDULUM CANOPY^{1,2}

PRODUCT BENEFITS

- Ceiling mounting accessory to combine up to three PenduLum luminaires

AREAS OF APPLICATION

- Living areas (living rooms, dining rooms, bedrooms etc.)
- Professional (hotels, bars, boutiques etc.)

Product name	GTIN (EAN)	Static code	 d (mm)		 No.
Vintage 1906 PenduLum Canopy	4058075116917	CANX3	200	4	3

¹ Protection class: IP20 | ² Non-dimmable

PARATHOM CLASSIC A DIM¹

Dimmable LED lamps, classic bulb shape



Compatibility list also online:
ledvance.com/compatibility



PRODUCT FEATURES

- Professional LED lamps for line voltage
- Dimmable (with many common dimmers, see also www.ledvance.co.uk/dim)
- Long lifetime: up to 25,000 h
- Good quality of light; colour rendering index $R_a: \geq 80$; constant chromaticity

PRODUCT BENEFITS

- Low energy consumption
- High colour consistency thanks to narrow binning
- Easy replacement of classic lamps thanks to compact design

AREAS OF APPLICATION

- Domestic applications
- General illumination
- Outdoor use in outdoor luminaires only (minimum IP65)

Product name	GTIN (EAN)	Static code	w	W	lm	K	CRI	$\frac{l}{d}$ (mm)	$\frac{d}{d}$ (mm)	Light bulb icon	t _h ⁴	Energy efficiency class ⁵	Guarantee icon	Light bulb icon No.	
P CLAS A 60 9 W/2700K E27 ²	4058075462571	A60DFR827E27	60	E27	9	806	2,700	≥ 80	110	60	frosted	25,000	A+	10	1
P CLAS A 75 10.5 W/2700K E27 ²	4058075462595	A75DFR827E27	75	E27	10.5	1,055	2,700	≥ 80	110	60	frosted	25,000	A+	10	2
P CLAS A 100 13 W/2700K E27 ²	4058075462618	A100DFR827E27	100	E27	13	1,521	2,700	≥ 80	120	60	frosted	25,000	A+	10	3
P CLAS A 150 21 W/2700K E27 ²	4058075462632	A150DFR827E27	150	E27	21	2,452	2,700	≥ 80	143	67	frosted	25,000	A+	10	4

¹ Protection class: IP20 | ² All technical parameters apply to the entire lamp. Due to the complex production process for light-emitting diodes, the typical values shown for the technical LED parameters are purely statistical values that do not necessarily match the actual technical parameters of each individual product, which can vary from the typical value. LED lamps contain several electronic components. Under unfavourable conditions these can lead to acoustic noise. In case of resonance even low noise can cause audible effect. Possible factors influencing this are the installation, the design of the lamp holder and the luminaire (acoustic resonance effect) as well as the dimmer or the transformer (harmonics or electronic resonance) | ³ You will find further information and the exact guarantee terms and conditions at www.ledvance.co.uk/guarantee | ⁴ L70/B50 | ⁵ Energy efficiency class (EEC) on a scale of A++ (highest efficiency) to E (lowest efficiency)

PARATHOM CLASSIC A^{1,2}

LED lamps, classic bulb shape



PRODUCT FEATURES

- Professional LED lamps for line voltage
- Not dimmable
- lifetime: up to 15,000 h
- Good quality of light; colour rendering index $R_a: \geq 80$; constant chromaticity

PRODUCT BENEFITS

- Low energy consumption
- Easy replacement of classic lamps thanks to compact design
- Instant 100 % light, no warm-up time

AREAS OF APPLICATION

- Domestic applications
- General illumination
- Outdoor use in outdoor luminaires only (minimum IP65)

Product name	GTIN (EAN)	Static code	WxW	W	lm	K	CRI	$\frac{l}{d}$ (mm)	$\frac{d}{d}$ (mm)	Light bulb icon	t(h) ⁵	Energy efficiency class ⁶	Stack of boxes icon	Light bulb icon No.	
P CLAS A 40 5.5 W/2700K E27 ³	4058075463165	A40FR827E27	40	E27	5.5	470	2,700	≥ 80	95	55	frosted	15,000	A+	10	1
P CLAS A 40 5.5 W/4000K E27 ³	4058075463189	A40FR840E27	40	E27	5.5	470	4,000	≥ 80	95	55	frosted	15,000	A+	10	1
P CLAS A 60 8.5 W/2700K E27 ³	4058075463288	A60FR827E27	60	E27	8.5	806	2,700	≥ 80	113	60	frosted	15,000	A+	10	2
P CLAS A 60 8.5 W/2700K B22d ³	4058075463325	A60FR827B22	60	B22d	8.5	806	2,700	≥ 80	112	60	frosted	15,000	A+	10	3
P CLAS A 60 8.5 W/4000K E27 ³	4058075463301	A60FR840E27	60	E27	8.5	806	4,000	≥ 80	113	60	frosted	15,000	A+	10	2
P CLAS A 75 10 W/2700K E27 ³	4058075463202	A75FR827E27	75	E27	10	1,055	2,700	≥ 80	118	60	frosted	15,000	A+	10	4
P CLAS A 75 10 W/4000K E27 ³	4058075463226	A75FR840E27	75	E27	10	1,055	4,000	≥ 80	118	60	frosted	15,000	A+	10	4
P CLAS A 100 13 W/2700K E27 ³	4058075463240	A100FR827E27	100	E27	13	1,521	2,700	≥ 80	118	60	frosted	15,000	A+	10	5
P CLAS A 100 13 W/4000K E27 ³	4058075463264	A100FR840E27	100	E27	13	1,521	4,000	≥ 80	118	60	frosted	15,000	A+	10	5
P CLAS A 150 19 W/2700K E27 ³	4058075463127	A150FR827E27	150	E27	19	2,452	2,700	≥ 80	128	68	frosted	15,000	A++	10	6

¹ Protection class: IP20 | ² Non-dimmable | ³ All technical parameters apply to the entire lamp. Due to the complex production process for light-emitting diodes, the typical values shown for the technical LED parameters are purely statistical values that do not necessarily match the actual technical parameters of each individual product, which can vary from the typical value | ⁴ You will find further information and the exact guarantee terms and conditions at www.ledvance.co.uk/guarantee | ⁵ L70/B50 | ⁶ Energy efficiency class (EEC) on a scale of A++ (highest efficiency) to E (lowest efficiency)

PARATHOM CLASSIC B DIM¹

Dimmable LED lamps, classic mini-candle shape



Compatibility list also online:
ledvance.com/compatibility



1



PRODUCT FEATURES

- Professional LED lamps for line voltage
- Dimmable (with many common dimmers, see also www.ledvance.co.uk/dim)
- lifetime: up to 25,000 h
- Good quality of light; colour rendering index $R_a \geq 80$; constant chromaticity

PRODUCT BENEFITS

- Low energy consumption
- High colour consistency thanks to narrow binning
- Easy replacement of classic lamps thanks to compact design

AREAS OF APPLICATION

- Domestic applications
- General illumination
- Outdoor use in outdoor luminaires only (minimum IP65)

Product name	GTIN (EAN)	Static code	WxWxH	W	lm	K	CRI	I [mm]	d [mm]	Light type	t [h]	Energy class	No. of lamps	No.	
P CLAS B 40 5 W/2700K E14 ²	4058075462533	B40DFR827E14	40	E14	5	470	2,700	≥ 80	102	35	frosted	25,000	A+	10	1

¹ Protection class: IP20 | ² All technical parameters apply to the entire lamp. Due to the complex production process for light-emitting diodes, the typical values shown for the technical LED parameters are purely statistical values that do not necessarily match the actual technical parameters of each individual product, which can vary from the typical value in preparation | ³ You will find further information and the exact guarantee terms and conditions at www.ledvance.co.uk/guarantee | ⁴ L70/B50 | ⁵ Energy efficiency class (EEC) on a scale of A++ (highest efficiency) to E (lowest efficiency)

PARATHOM CLASSIC B^{1,2}

LED lamps, classic mini-candle shape



1



PRODUCT FEATURES

- Professional LED lamps for line voltage
- Not dimmable
- lifetime: up to 15,000 h
- Good quality of light; colour rendering index $R_a: \geq 80$; constant chromaticity

PRODUCT BENEFITS

- Low energy consumption
- Easy replacement of classic lamps thanks to compact design
- Instant 100 % light, no warm-up time

AREAS OF APPLICATION

- Domestic applications
- General illumination
- Chandeliers
- Outdoor use in outdoor luminaires only (minimum IP65)

Product name	GTIN (EAN)	Static code	w	W	lm	K	CRI	$\frac{l}{d}$ (mm)	$\frac{\phi}{d}$ (mm)	Light bulb icon	t(h) ⁵	Energy efficiency icon ⁶	Box icon	Light bulb icon No.	
P CLAS B 40 5.5 W/2700K E14 ³	4058075463349	B40FR827E14	40	E14	5.5	470	2,700	≥ 80	100	37	frosted	15,000	A+	10	1

¹ Protection class: IP20 | ² Non-dimmable | ³ All technical parameters apply to the entire lamp. Due to the complex production process for light-emitting diodes, the typical values shown for the technical LED parameters are purely statistical values that do not necessarily match the actual technical parameters of each individual product, which can vary from the typical value in development, data preliminary | ⁴ You will find further information and the exact guarantee terms and conditions at www.ledvance.co.uk/guarantee | ⁵ L70/B50 | ⁶ Energy efficiency class (EEC) on a scale of A++ (highest efficiency) to E (lowest efficiency)

PARATHOM CLASSIC P DIM¹

Dimmable LED lamps, classic mini-ball shape



Compatibility list also online:
ledvance.com/compatibility



1



PRODUCT FEATURES

- Professional LED lamps for line voltage
- Dimmable (with many common dimmers, see also www.ledvance.co.uk/dim)
- Long lifetime: up to 25,000 h
- Good quality of light; colour rendering index $R_a \geq 80$; constant chromaticity

PRODUCT BENEFITS

- Low energy consumption
- High colour consistency thanks to narrow binning
- Easy replacement of classic lamps thanks to compact design

AREAS OF APPLICATION

- Domestic applications
- General illumination
- Outdoor use in outdoor luminaires only (minimum IP65)

Product name	GTIN (EAN)	Static code	w	e	w	lm	K	CRI	I [mm]	d [mm]	Light bulb icon	t _h ⁴	Energy efficiency class icon ⁵	Number of lamps icon	No.
P CLAS P 40 4.5 W/2700K E14 ²	4058075462557	P40DFR827E14	40	E14	4.5	470	2,700	≥80	78	45	frosted	25,000	A++	10	1

¹ Protection class: IP20 | ² All technical parameters apply to the entire lamp. Due to the complex production process for light-emitting diodes, the typical values shown for the technical LED parameters are purely statistical values that do not necessarily match the actual technical parameters of each individual product, which can vary from the typical value in preparation | ³ You will find further information and the exact guarantee terms and conditions at www.ledvance.co.uk/guarantee | ⁴ L70/B50 | ⁵ Energy efficiency class (EEC) on a scale of A++ (highest efficiency) to E (lowest efficiency)

PARATHOM CLASSIC P^{1,2}

LED lamps, classic mini-ball shape



1



PRODUCT FEATURES

- Professional LED lamps for line voltage
- Not dimmable
- lifetime: up to 15,000 h
- Good quality of light; colour rendering index $R_a: \geq 80$; constant chromaticity

PRODUCT BENEFITS

- Low energy consumption
- Easy replacement of classic lamps thanks to compact design
- Instant 100 % light, no warm-up time

AREAS OF APPLICATION

- Domestic applications
- General illumination
- Outdoor use in outdoor luminaires only (minimum IP65)

Product name	GTIN (EAN)	Static code	w	e	W	lm	K	CRI	$\frac{l}{d}$ [mm]	$\frac{d}{l}$ [mm]	Light bulb icon	t[h] ⁵	Energy efficiency class icon ⁶	Box icon	Light bulb icon No.
P CLAS P 40 5.5 W/2700K E14 ³	4058075463141	P40FR827E14	40	E14	5.5	470	2,700	≥ 80	82	45	frosted	15,000	A+	10	1

¹ Protection class: IP20 | ² Non-dimmable | ³ All technical parameters apply to the entire lamp. Due to the complex production process for light-emitting diodes, the typical values shown for the technical LED parameters are purely statistical values that do not necessarily match the actual technical parameters of each individual product, which can vary from the typical value | ⁴ You will find further information and the exact guarantee terms and conditions at www.ledvance.co.uk/guarantee | ⁵ L70/B50 | ⁶ Energy efficiency class (EEC) on a scale of A++ (highest efficiency) to E (lowest efficiency)

PARATHOM STICK^{1,2}

LED lamps, classic stick shape



1



PRODUCT FEATURES

- LED alternative to conventional lamps
- lifetime: up to 15,000 h
- Not dimmable
- Good quality of light; colour rendering index $R_a: \geq 80$; constant chromaticity

PRODUCT BENEFITS

- Low energy consumption
- Attractive lamp appearance
- Instant 100 % light, no warm-up time

AREAS OF APPLICATION

- All domestic rooms, especially where the lamps are visible
- Wherever compact and efficient lamps are needed
- Outdoor use in outdoor luminaires only (minimum IP65)

Product name	GTIN (EAN)	Static code	w	W	lm	K	CRI	$\frac{l}{d}$ [mm]	ϕ d [mm]	Light type	t _h ⁵	Energy efficiency class ⁶	Energy efficiency class (EEC)	Energy efficiency class (EEC)	Energy efficiency class (EEC)
P STICK 60 FR 8 W/2700K E27 ³	4058075292635	ST60FR827E27	60	E27	8	806	2,700	≥ 80	114	40.4	frosted	15,000	A+	10	1
P STICK 60 FR 8 W/4000K E27 ³	4058075292659	ST60FR840E27	60	E27	8	806	4,000	≥ 80	114	40.4	frosted	15,000	A+	10	1
P STICK 75 FR 10 W/2700K E27 ³	4058075292673	ST75FR827E27	75	E27	10	1,050	2,700	≥ 80	114	40.4	frosted	15,000	A+	10	1
P STICK 75 FR 10 W/4000K E27 ³	4058075292697	ST75FR840E27	75	E27	10	1,050	4,000	≥ 80	114	40.4	frosted	15,000	A+	10	1

¹ Protection class: IP20 | ² Non-dimmable | ³ All technical parameters apply to the entire lamp. Due to the complex production process for light-emitting diodes, the typical values shown for the technical LED parameters are purely statistical values that do not necessarily match the actual technical parameters of each individual product, which can vary from the typical value | ⁴ You will find further information and the exact guarantee terms and conditions at www.ledvance.co.uk/guarantee | ⁵ L70/B50 | ⁶ Energy efficiency class (EEC) on a scale of A++ (highest efficiency) to E (lowest efficiency)

PARATHOM PRO PAR16¹

Dimmable LED reflector lamps PAR16 with retrofit pin base



Compatibility list also online:
ledvance.com/compatibility



1 2



PRODUCT FEATURES

- LED alternative to high voltage halogen lamps
- High colour consistency: ≤ 3 SDCM
- Dimmable
- Base: GU10
- Lamp made of glass

PRODUCT BENEFITS

- Quick, simple and safe replacement without rewiring
- Design, dimensions, luminous flux comparable to an incandescent or halogen lamp
- Low maintenance costs thanks to long lifetime
- No UV and near-IR radiation in the light beam
- Stepless dimming

AREAS OF APPLICATION

- Shops and exhibition rooms
- Domestic applications
- Commercial applications
- Accent lighting
- Outdoor use in outdoor luminaires only (minimum IP65)

Product name	GTIN (EAN)	Static code	w	W	lm	cd	K	CRI	°	d (mm)	t _h ⁴	5	6	7	8
PPRO PAR 16 35 36° 3.7 W/2700K GU10 ²	4058075260016	GU10PRO35D927	35	GU10	3.7	230	690	2,700	97	36	51	40,000	A	10	1
PPRO PAR 16 35 36° 3.7 W/3000K GU10 ²	4058075259997	GU10PRO35D930	35	GU10	3.7	230	690	3,000	97	36	51	40,000	A	10	1
PPRO PAR 16 35 36° 3.7 W/4000K GU10 ²	4058075259898	GU10PRO35D940	35	GU10	3.7	230	690	4,000	97	36	51	40,000	A	10	1
PPRO PAR 16 50 36° 6 W/2700K GU10 ²	4058075448728	GU10PRO50D927	50	GU10	6	350	630	2,700	97	36	50	40,000	A	10	1
PPRO PAR 16 50 36° 6 W/3000K GU10 ²	4058075448704	GU10PRO50D930	50	GU10	6	350	630	3,000	97	36	50	40,000	A	10	1
PPRO PAR 16 50 36° 6 W/4000K GU10 ²	4058075448681	GU10PRO50D940	50	GU10	6	350	630	4,000	97	36	50	40,000	A	10	1
PPRO PAR 16 80 36° 9.5 W/2700K GU10 ²	4058075449107	GU10PRO80D927	80	GU10	9.5	545	840	2,700	97	36	50	40,000	A	10	2
PPRO PAR 16 80 36° 9.5 W/3000K GU10 ²	4058075449084	GU10PRO80D930	80	GU10	9.5	545	840	3,000	97	36	50	40,000	A	10	2
PPRO PAR 16 80 36° 9.5 W/4000K GU10 ²	4058075449060	GU10PRO80D940	80	GU10	9.5	545	840	4,000	97	36	50	40,000	A	10	2

¹ Protection class: IP20 | ² All technical parameters apply to the entire lamp. Due to the complex production process for light-emitting diodes, the typical values shown for the technical LED parameters are purely statistical values that do not necessarily match the actual technical parameters of each individual product, which can vary from the typical value | ³ You will find further information and the exact guarantee terms and conditions at www.ledvance.co.uk/guarantee | ⁴ L70/B50 | ⁵ Energy efficiency class (EEC) on a scale of A++ (highest efficiency) to E (lowest efficiency)

PARATHOM DIM PAR16¹

Dimmable LED reflector lamps PAR16 with retrofit pin base



Compatibility list also online:
ledvance.com/compatibility



PRODUCT FEATURES

- LED alternative to high voltage halogen lamps
- High colour consistency: ≤ 5 SDCM
- Dimmable
- Base: GU10
- Lamp made of glass

PRODUCT BENEFITS

- Quick, simple and safe replacement without rewiring
- Design, dimensions, luminous flux comparable to an incandescent or halogen lamp
- Low maintenance costs thanks to long lifetime
- No UV and near-IR radiation in the light beam
- Stepless dimming

AREAS OF APPLICATION

- Shops and exhibition rooms
- Domestic applications
- Commercial applications
- Accent lighting
- Outdoor use in outdoor luminaires only (minimum IP65)

Product name	GTIN (EAN)	Static code	W/W	W	lm	cd	K	CRI	Beam angle	Ø d (mm)	t (h)	Energy efficiency class	RoHS	Light bulb icon	
P PAR 16 35 36° 3.7 W/2700K GU10 ²	4058075259973	GU1035D927	35	GU10	3.7	230	630	2,700	≥ 90	36	51	25,000	A+	10	1
P PAR 16 35 36° 3.7 W/3000K GU10 ²	4058075259959	GU1035D930	35	GU10	3.7	230	630	3,000	≥ 90	36	51	25,000	A+	10	1
P PAR 16 35 36° 3.7 W/4000K GU10 ²	4058075259874	GU1035D940	35	GU10	3.7	230	630	4,000	≥ 90	36	51	25,000	A+	10	1
P PAR 16 50 36° 5.5 W/2700K GU10 ²	4058075260139	GU1050D927	50	GU10	5.5	350	720	2,700	≥ 90	36	51	25,000	A+	10	1
P PAR 16 50 36° 5.5 W/2700K GU10 ²	4058075260078	GU1050D927/5PK	50	GU10	5.5	350	720	2,700	≥ 90	36	51	15,000	A+	50	1
P PAR 16 50 36° 5.5 W/3000K GU10 ²	4058075260115	GU1050D930	50	GU10	5.5	350	720	3,000	≥ 90	36	51	25,000	A+	10	1
P PAR 16 50 36° 5.5 W/3000K GU10 ²	4058075260092	GU1050D930/5PK	50	GU10	5.5	350	720	3,000	≥ 90	36	51	15,000	A+	50	1
P PAR 16 50 36° 5.5 W/4000K GU10 ²	4058075260054	GU1050D940	50	GU10	5.5	350	720	4,000	≥ 90	36	51	25,000	A+	10	1
P PAR 16 50 36° 5.5 W/4000K GU10 ²	4058075260030	GU1050D940/5PK	50	GU10	5.5	350	720	4,000	≥ 90	36	51	15,000	A+	50	1
P PAR 16 80 36° 8.3 W/2700K GU10 ²	4058075449282	GU1080D827	80	GU10	8.3	550	840	2,700	≥ 90	36	50	25,000	A	10	1
P PAR16 DIM 80 120° 8.3 W/2700K GU10 ²	4058075449169	GU1080D827/120	80	GU10	8.3	575	210	2,700	≥ 90	120	50	25,000	A	10	2
P PAR16 DIM 80 120° 8.3 W/4000K GU10 ²	4058075449121	GU1080D840/120	80	GU10	8.3	575	210	4,000	≥ 90	120	50	25,000	A	10	2
P PAR 16 80 36° 8.3 W/4000K GU10 ²	4058075449244	GU1080D840	80	GU10	8.3	550	840	4,000	≥ 90	36	50	25,000	A	10	1
P PAR 16 50 36° 5.5 W/2700K E14 ²	4058075448360	PAR1650D927E14	50	E14	5.5	350	750	2,700	90	36	50	25,000	A+	10	3
P PAR16 DIM 80 60° 8.3 W/2700K GU10 ²	4058075449220	GU1080D827/60	80	GU10	8.3	550	560	2,700	90	60	50	25,000	A	10	1
P PAR16 DIM 80 60° 8.3 W/3000K GU10 ²	4058075449206	GU1080D840/60	80	GU10	8.3	550	560	3,000	90	60	50	25,000	A	10	1
P PAR16 DIM 80 120° 8.3 W/3000K GU10 ²	4058075449145	GU1080D830/120	80	GU10	8.3	575	210	3,000	90	120	50	25,000	A	10	2
P PAR 16 80 36° 8.3 W/3000K GU10 ²	4058075449268	GU1080D830	80	GU10	8.3	550	840	3,000	90	36	50	25,000	A	10	1
P PAR16 DIM 80 60° 8.3 W/4000K GU10 ²	4058075449183	GU1080D830/60	80	GU10	8.3	550	560	4,000	90	60	50	25,000	A	10	1
P PAR16 DIM 100 36° 9.6 W/2700K GU10 ²	4058075449343	GU10100D827	100	GU10	9.6	750	1,100	2,700	80	36	50	25,000	A+	10	4
P PAR16 DIM 100 36° 9.6 W/3000K GU10 ²	4058075449329	GU10100D830	100	GU10	9.6	750	1,100	3,000	80	36	50	25,000	A+	10	4
P PAR16 DIM 100 36° 9.6 W/4000K GU10 ²	4058075449305	GU10100D840	100	GU10	9.6	750	1,100	4,000	80	36	50	25,000	A+	10	4

¹ Protection class: IP20 | ² All technical parameters apply to the entire lamp. Due to the complex production process for light-emitting diodes, the typical values shown for the technical LED parameters are purely statistical values that do not necessarily match the actual technical parameters of each individual product, which can vary from the typical value | ³ You will find further information and the exact guarantee terms and conditions at www.ledvance.co.uk/guarantee | ⁴ L70/B50 | ⁵ Energy efficiency class (EEC) on a scale of A++ (highest efficiency) to E (lowest efficiency)

PARATHOM PAR16^{1,2}

LED reflector lamps PAR16 with retrofit pin base



PRODUCT FEATURES

- LED alternative to high voltage halogen lamps
- High colour consistency: ≤ 6 SDCM
- Not dimmable
- Base: GU10
- Lamp made of glass

PRODUCT BENEFITS

- Quick, simple and safe replacement without rewiring
- Design, dimensions, luminous flux comparable to an incandescent or halogen lamp
- Low maintenance costs thanks to long lifetime
- No UV and near-IR radiation in the light beam
- Instant 100 % light, no warm-up time

AREAS OF APPLICATION

- Shops and exhibition rooms
- Domestic applications
- Commercial applications
- Accent lighting
- Outdoor use in outdoor luminaires only (minimum IP65)

Product name	GTIN (EAN)	Static code	W/W	W	lm	cd	K	CRI	°	∅ d (mm)	t _h ⁵	°	°	°	°
P PAR 16 35 36° 2.6 W/2700K GU10 ³	4058075259935	GU1035827	35	GU10	2.6	230	450	2,700	≥80	36	51	15,000	A++	10	1
P PAR 16 35 36° 2.6 W/3000K GU10 ³	4058075259911	GU1035830	35	GU10	2.6	230	450	3,000	≥80	36	51	15,000	A++	10	1
P PAR 16 35 36° 2.6 W/4000K GU10 ³	4058075259850	GU1035840	35	GU10	2.6	230	450	4,000	≥80	36	51	15,000	A++	10	1
P PAR 16 50 36° 4.3 W/2700K GU10 ³	4052899958104	GU1050827	50	GU10	4.3	350	720	2,700	≥80	36	51	15,000	A++	10	1
P PAR 16 50 120° 4.3 W/2700K GU10 ³	4052899958111	GU1050827/120	50	GU10	4.3	350	130	2,700	≥80	120	51	15,000	A+	10	2
P PAR 16 50 36° 4.3 W/2700K GU10 ³	4058075051669	GU1050827/5PK	50	GU10	4.3	350	720	2,700	≥80	36	51	10,000	A++	50	1
P PAR 16 50 36° 4.3 W/3000K GU10 ³	4052899451735	GU1050830	50	GU10	4.3	350	720	3,000	≥80	36	51	15,000	A++	10	1
P PAR 16 50 120° 4.3 W/3000K GU10 ³	4058075023475	GU1050830/120	50	GU10	4.3	350	130	3,000	≥80	120	51	15,000	A+	10	2
P PAR 16 50 36° 4.3 W/3000K GU10 ³	4058075061149	GU1050830/5PK	50	GU10	4.3	350	720	3,000	≥80	36	51	10,000	A++	50	1
P PAR 16 50 36° 4.3 W/4000K GU10 ³	4052899958128	GU1050840	50	GU10	4.3	350	720	4,000	≥80	36	51	15,000	A++	10	1
P PAR 16 50 120° 4.3 W/4000K GU10 ³	4052899958142	GU1050840/120	50	GU10	4.3	350	130	4,000	≥80	120	51	15,000	A+	10	2
P PAR 16 50 36° 4.3 W/4000K GU10 ³	4058075061187	GU1050840/5PK	50	GU10	4.3	350	720	4,000	≥80	36	51	10,000	A++	50	1
P PAR 16 80 60° 6.9 W/2700K GU10 ³	4058075096486	GU1080827/60	80	GU10	6.9	575	680	2,700	≥80	60	51	15,000	A+	10	1
P PAR 16 80 36° 6.9 W/2700K GU10 ³	4052899958173	GU1080827	80	GU10	6.9	575	900	2,700	≥80	36	51	15,000	A+	10	1
P PAR 16 80 120° 6.9 W/2700K GU10 ³	4058075815872	GU1080827/120	80	GU10	6.9	575	210	2,700	≥80	120	51	15,000	A+	10	2
P PAR 16 80 36° 6.9 W/3000K GU10 ³	4058075815650	GU1080830	80	GU10	6.9	575	900	3,000	≥80	36	51	15,000	A+	10	1
P PAR 16 80 60° 6.9 W/3000K GU10 ³	4058075096462	GU1080830/60	80	GU10	6.9	575	680	3,000	≥80	60	51	15,000	A+	10	1
P PAR 16 80 120° 6.9 W/3000K GU10 ³	4058075815636	GU1080830/120	80	GU10	6.9	575	210	3,000	≥80	120	51	15,000	A+	10	2
P PAR 16 80 60° 6.9 W/4000K GU10 ³	4058075096448	GU1080840/60	80	GU10	6.9	575	680	4,000	≥80	60	51	15,000	A+	10	1
P PAR 16 80 36° 6.9 W/4000K GU10 ³	4052899958180	GU1080840	80	GU10	6.9	575	900	4,000	≥80	36	51	15,000	A+	10	1
P PAR 16 80 120° 6.9 W/4000K GU10 ³	4058075815674	GU1080840/120	80	GU10	6.9	575	210	4,000	≥80	120	51	15,000	A+	10	2
P PAR 16 50 36° 4.5 W/2700K E14 ³	4058075448384	PAR1650827E14	50	E14	4.5	350	650	2,700	80	36	50	10,000	A+	10	3
P PAR 16 100 36° 9.6 W/2700K GU10 ³	4058075449046	GU10100827	100	GU10	9.6	750	1,100	2,700	80	36	50	15,000	A	10	4
P PAR 16 100 36° 9.6 W/3000K GU10 ³	4058075449022	GU10100830	100	GU10	9.6	750	1,100	3,000	80	36	50	15,000	A	10	4
P PAR 16 100 36° 9.6 W/4000K GU10 ³	4058075449008	GU10100840	100	GU10	9.6	750	1,100	4,000	80	36	50	15,000	A	10	4

¹ Protection class: IP20 | ² Non-dimmable | ³ All technical parameters apply to the entire lamp. Due to the complex production process for light-emitting diodes, the typical values shown for the technical LED parameters are purely statistical values that do not necessarily match the actual technical parameters of each individual product, which can vary from the typical value |

⁴ You will find further information and the exact guarantee terms and conditions at www.ledvance.co.uk/guarantee | ⁵ L70/B50 | ⁶ Energy efficiency class (EEC) on a scale of A++ (highest efficiency) to E (lowest efficiency)

PARATHOM PRO MR16¹

Dimmable low-voltage LED reflector lamps MR16 with retrofit pin base



Compatibility list also online:
ledvance.com/compatibility



1 2



PRODUCT FEATURES

- LED alternative to low voltage halogen lamps
- High colour consistency: ≤ 3 SDCM
- Dimmable
- Base: GU5.3
- Lamp made of glass

PRODUCT BENEFITS

- Quick, simple and safe replacement without rewiring
- Design, dimensions, luminous flux comparable to an incandescent or halogen lamp
- Low maintenance costs thanks to long lifetime
- No UV and near-IR radiation in the light beam
- Stepless dimming

AREAS OF APPLICATION

- Shops and exhibition rooms
- Domestic applications
- Commercial applications
- Accent lighting
- Outdoor use in outdoor luminaires only (minimum IP65)

Product name	GTIN (EAN)	Static code	w×w	mm	W	lm	cd	K	CRI	°	Ø d (mm)	t _h ⁴	5	6	7
PPRO MR16 20 36° 4.5 W/2700K GU5.3 ²	4058075431652	MR1620D927	20	GU5.3	4.5	230	560	2,700	97	36	51	40,000	A+	10	1
PPRO MR16 20 36° 4.5 W/3000K GU5.3 ²	4058075431638	MR1620D930	20	GU5.3	4.5	230	560	3,000	97	36	51	40,000	A+	10	1
PPRO MR16 20 36° 4.5 W/4000K GU5.3 ²	4058075431614	MR1620D940	20	GU5.3	4.5	230	560	4,000	97	36	51	40,000	A+	10	1
PPRO MR16 35 36° 6.3 W/2700K GU5.3 ²	4058075449589	MR1635D927	35	GU5.3	6.3	345	620	2,700	97	36	50	40,000	A	10	2
PPRO MR16 35 36° 6.3 W/3000K GU5.3 ²	4058075449565	MR1635D930	35	GU5.3	6.3	345	620	3,000	97	36	50	40,000	A	10	2
PPRO MR16 35 36° 6.3 W/4000K GU5.3 ²	4058075449541	MR1635D940	35	GU5.3	6.3	345	620	4,000	97	36	50	40,000	A	10	2
PPRO MR16 43 36° 7.8 W/2700K GU5.3 ²	4058075449527	MR1643D927	43	GU5.3	7.8	500	850	2,700	97	36	50	40,000	A	10	2
PPRO MR16 43 36° 7.8 W/3000K GU5.3 ²	4058075449503	MR1643D930	43	GU5.3	7.8	500	850	3,000	97	36	50	40,000	A	10	2
PPRO MR16 43 36° 7.8 W/4000K GU5.3 ²	4058075449480	MR1643D940	43	GU5.3	7.8	500	850	4,000	97	36	50	40,000	A	10	2

¹ Protection class: IP20 | ² All technical parameters apply to the entire lamp. Due to the complex production process for light-emitting diodes, the typical values shown for the technical LED parameters are purely statistical values that do not necessarily match the actual technical parameters of each individual product, which can vary from the typical value | ³ You will find further information and the exact guarantee terms and conditions at www.ledvance.co.uk/guarantee | ⁴ L70/B50 | ⁵ Energy efficiency class (EEC) on a scale of A++ (highest efficiency) to E (lowest efficiency)

PARATHOM DIM MR16¹

Dimmable low-voltage LED reflector lamps MR16 with retrofit pin base



Compatibility list also online:
ledvance.com/compatibility



1 2



PRODUCT FEATURES

- LED alternative to low voltage halogen lamps
- High colour consistency: ≤ 5 SDCM
- Dimmable
- Base: GU5.3
- Lamp made of glass

PRODUCT BENEFITS

- Quick, simple and safe replacement without rewiring
- Design, dimensions, luminous flux comparable to an incandescent or halogen lamp
- Low maintenance costs thanks to long lifetime
- No UV and near-IR radiation in the light beam
- Stepless dimming

AREAS OF APPLICATION

- Shops and exhibition rooms
- Domestic applications
- Commercial applications
- Accent lighting
- Outdoor use in outdoor luminaires only (minimum IP65)

Product name	GTIN (EAN)	Static code	w×w	h	W	lm	cd	K	CRI	°	∅ (mm)	t _h ⁴	5	6	7
P MR16 20 36° 3.4 W/2700K GU5.3 ²	4058075431577	MR1620D827	20	GU5.3	3.4	230	560	2,700	≥90	36	51	25,000	A+	10	1
P MR16 20 36° 3.4 W/3000K GU5.3 ²	4058075431553	MR1620D830	20	GU5.3	3.4	230	560	3,000	≥90	36	51	25,000	A+	10	1
P MR16 20 36° 3.4 W/4000K GU5.3 ²	4058075431539	MR1620D840	20	GU5.3	3.4	230	560	4,000	≥90	36	51	25,000	A+	10	1
P MR16 35 36° 4.9 W/2700K GU5.3 ²	4058075431492	MR1635D827	35	GU5.3	4.9	350	560	2,700	≥90	36	51	25,000	A+	10	1
P MR16 35 36° 4.9 W/3000K GU5.3 ²	4058075431478	MR1635D830	35	GU5.3	4.9	350	560	3,000	≥90	36	51	25,000	A+	10	1
P MR16 35 36° 4.9 W/4000K GU5.3 ²	4058075431430	MR1635D840	35	GU5.3	4.9	350	560	4,000	≥90	36	51	25,000	A+	10	1
P MR16 50 36° 8 W/2700K GU5.3 ²	4058075449466	MR1650D827	50	GU5.3	8	561	1,000	2,700	≥90	36	51	25,000	A	10	2
P MR16 50 36° 8 W/4000K GU5.3 ²	4058075449428	MR1650D840	50	GU5.3	8	561	1,000	4,000	≥90	36	51	25,000	A	10	2
P MR16 50 36° 8 W/3000K GU5.3 ²	4058075449442	MR1650D830	50	GU5.3	8	561	1,000	3,000	90	36	51	25,000	A	10	2

¹ Protection class: IP20 | ² All technical parameters apply to the entire lamp. Due to the complex production process for light-emitting diodes, the typical values shown for the technical LED parameters are purely statistical values that do not necessarily match the actual technical parameters of each individual product, which can vary from the typical value | ³ You will find further information and the exact guarantee terms and conditions at www.ledvance.co.uk/guarantee | ⁴ L70/B50 | ⁵ Energy efficiency class (EEC) on a scale of A++ (highest efficiency) to E (lowest efficiency)

PARATHOM MR16^{1,2}

Low-voltage LED reflector lamps MR16 with retrofit pin base



1 2



PRODUCT FEATURES

- LED alternative to low voltage halogen lamps
- High colour consistency: ≤ 6 SDCM
- Not dimmable
- Base: GU5.3
- Lamp made of glass

PRODUCT BENEFITS

- Quick, simple and safe replacement without rewiring
- Design, dimensions, luminous flux comparable to an incandescent or halogen lamp
- Low maintenance costs thanks to long lifetime
- No UV and near-IR radiation in the light beam
- Instant 100 % light, no warm-up time

AREAS OF APPLICATION

- Shops and exhibition rooms
- Domestic applications
- Commercial applications
- Accent lighting
- Outdoor use in outdoor luminaires only (minimum IP65)

Product name	GTIN (EAN)	Static code	w/w	mm	W	lm	cd	K	CRI	°	∅ (mm)	t(h) ⁵	°	°	°	°
P MR16 20 36° 2.6 W/2700K GU5.3 ³	4058075431379	MR1620827	20	GU5.3	2.6	230	680	2,700	≥80	36	51	15,000	A++	10	1	
P MR16 20 36° 2.6 W/3000K GU5.3 ³	4058075431355	MR1620830	20	GU5.3	2.6	230	680	3,000	≥80	36	51	15,000	A++	10	1	
P MR16 20 36° 2.6 W/4000K GU5.3 ³	4058075431317	MR1620840	20	GU5.3	2.6	230	680	4,000	≥80	36	51	15,000	A++	10	1	
P MR16 35 36° 3.8 W/2700K GU5.3 ³	4058075431256	MR1635827	35	GU5.3	3.8	350	790	2,700	≥80	36	51	15,000	A++	10	1	
P MR16 35 36° 3.8 W/3000K GU5.3 ³	4058075431218	MR1635830	35	GU5.3	3.8	350	790	3,000	≥80	36	51	15,000	A++	10	1	
P MR16 35 36° 3.8 W/4000K GU5.3 ³	4058075431157	MR1635840	35	GU5.3	3.8	350	790	4,000	≥80	36	51	15,000	A++	10	1	
P MR16 50 36° 8 W/2700K GU5.3 ³	4058075449404	MR1650827	50	GU5.3	8	621	1,000	2,700	≥80	36	50	15,000	A+	10	2	
P MR16 50 36° 8 W/4000K GU5.3 ³	4058075449367	MR1650840	50	GU5.3	8	621	1,000	4,000	≥80	36	50	15,000	A+	10	2	
P MR16 50 36° 8 W/3000K GU5.3 ³	4058075449381	MR1650830	50	GU5.3	8	621	1,000	3,000	80	36	50	15,000	A+	10	2	

¹ Protection class: IP20 | ² Non-dimmable | ³ All technical parameters apply to the entire lamp. Due to the complex production process for light-emitting diodes, the typical values shown for the technical LED parameters are purely statistical values that do not necessarily match the actual technical parameters of each individual product, which can vary from the typical value | ⁴ You will find further information and the exact guarantee terms and conditions at www.ledvance.co.uk/guarantee | ⁵ L70/B50 | ⁶ Energy efficiency class (EEC) on a scale of A++ (highest efficiency) to E (lowest efficiency)

PARATHOM DIM MR11¹

Dimmable low-voltage LED reflector lamps MR11 with retrofit pin base



Compatibility list also online:
ledvance.com/compatibility



1



PRODUCT FEATURES

- LED alternative to low voltage halogen lamps
- High colour consistency: ≤ 6 SDCM
- Dimmable
- Base: G4
- Lamp made of glass

PRODUCT BENEFITS

- Quick, simple and safe replacement without rewiring
- Design, dimensions, luminous flux comparable to an incandescent or halogen lamp
- Low maintenance costs thanks to long lifetime
- No UV and near-IR radiation in the light beam
- Stepless dimming

AREAS OF APPLICATION

- Shops and exhibition rooms
- Domestic applications
- Commercial applications
- Accent lighting
- Outdoor use in outdoor luminaires only (minimum IP65)

Product name	GTIN (EAN)	Static code	w/w	mm	W	lm	cd	K	CRI	°	d (mm)	t(h) ⁴	5	6	7
P MR11 20 36° 3.2 W/2700K GU4 ²	4058075 263925	MR1120D827	20	GU4	3.2	184	400	2,700	≥ 90	36	35	25,000	A+	10	1
SST MR11 12 V 35 36° 4.5 W/2700K GU4 ²	4058075 448407	MR1135D827	35	GU4	4.5	345	600	2,700	90	36	35	25,000	A+	10	1

¹ Protection class: IP20 | ² All technical parameters apply to the entire lamp. Due to the complex production process for light-emitting diodes, the typical values shown for the technical LED parameters are purely statistical values that do not necessarily match the actual technical parameters of each individual product, which can vary from the typical value | ³ You will find further information and the exact guarantee terms and conditions at www.ledvance.co.uk/guarantee | ⁴ L70/B50 | ⁵ Energy efficiency class (EEC) on a scale of A++ (highest efficiency) to E (lowest efficiency)

PARATHOM MR11 12 V^{1,2}

Low-voltage LED reflector lamps MR11 with retrofit pin base



1



PRODUCT FEATURES

- LED alternative to low voltage halogen lamps
- High colour consistency: ≤ 6 SDCM
- Not dimmable
- Base: GU4
- Lamp made of glass

PRODUCT BENEFITS

- Quick, simple and safe replacement without rewiring
- Design, dimensions, luminous flux comparable to an incandescent or halogen lamp
- Low maintenance costs thanks to long lifetime
- No UV and near-IR radiation in the light beam
- Compatible with many common conventional and electronic control gears (see also compatibility list)

AREAS OF APPLICATION

- Shops and exhibition rooms
- Domestic applications
- Commercial applications
- Accent lighting
- Outdoor use in outdoor luminaires only (minimum IP65)

Product name	GTIN (EAN)	Static code	\varnothing W	\varnothing	W	lm	cd	K	CRI	\angle	\varnothing d (mm)	t _h ⁶	$\frac{l}{W}$ ⁷		
P MR11 20 36° 2.5 W/2700K GU4 ³	4058075105195	MR1120827	20	GU4	2.5	184	400	2,700	≥ 80	36	35	15,000	A+	10	1
P MR11 20 36° 2.5 W/4000K GU4 ³	4058075105157	MR1120840	20	GU4	2.5	184	400	4,000	≥ 80	36	35	15,000	A+	10	1
P MR11 35 36° 4.2 W/2700K GU4 ³	4058075448766	MR1135827	35	GU4	4.2	345	600	2,700	80	36	35	15,000	A+	10	1
P MR11 35 36° 4.2 W/4000K GU4 ³	4058075448780	MR1135840	35	GU4	4.2	360	650	4,000	80	36	35	15,000	A+	10	1

¹ Protection class: IP20 | ² Non-dimmable | ³ All technical parameters apply to the entire lamp. Due to the complex production process for light-emitting diodes, the typical values shown for the technical LED parameters are purely statistical values that do not necessarily match the actual technical parameters of each individual product, which can vary from the typical value |

⁴ You will find further information and the exact guarantee terms and conditions at www.ledvance.co.uk/guarantee | ⁵ L70/B50 | ⁶ Energy efficiency class (EEC) on a scale of A++ (highest efficiency) to E (lowest efficiency)

PARATHOM PRO AR111¹

Low-voltage LED reflector lamps AR111 with retrofit pin base



Compatibility list also online:
ledvance.com/compatibility



1



PRODUCT FEATURES

- LED alternative to low voltage halogen lamps
- High colour consistency: ≤ 4 SDCM
- Dimmable
- Base: G53
- Excellent colour rendering (R_a : 97)

PRODUCT BENEFITS

- Quick, simple and safe replacement without rewiring
- Design, dimensions, luminous flux comparable to an incandescent or halogen lamp
- Low maintenance costs thanks to long lifetime
- No UV and near-IR radiation in the light beam
- Stepless dimming

AREAS OF APPLICATION

- Shops and exhibition rooms
- Domestic applications
- Commercial applications
- Accent lighting
- Outdoor use in outdoor luminaires only (minimum IP65)

Product name	GTIN (EAN)	Static code	w×w	W	lm	cd	K	CRI	°	d (mm)	t(h) ⁴	5	6	1	
PPRO AR111 50 24° 7.3 W/2700K G53 ²	4058075448469	AR11150D927/24	50	G53	7.3	450	1,600	2,700	97	24	111	40,000	A	6	1
PPRO AR111 50 40° 7.3 W/2700K G53 ²	4058075448421	AR11150D927/40	50	G53	7.3	450	1,000	2,700	97	40	111	40,000	A	6	1
PPRO AR111 50 24° 7.3 W/3000K G53 ²	4058075448483	AR11150D930/24	50	G53	7.3	450	1,600	3,000	97	24	111	40,000	A	6	1
PPRO AR111 50 40° 7.3 W/3000K G53 ²	4058075448445	AR11150D930/40	50	G53	7.3	450	1,000	3,000	97	40	111	40,000	A	6	1
PPRO AR111 75 24° 11.5 W/2700K G53 ²	4058075448889	AR11175D927/24	75	G53	11.5	800	2,000	2,700	97	24	110.7	40,000	A	6	1
PPRO AR111 75 40° 11.5 W/2700K G53 ²	4058075448841	AR11175D927/40	75	G53	11.5	800	1,250	2,700	97	40	110.7	40,000	A	6	1
PPRO AR111 75 24° 11.5 W/3000K G53 ²	4058075448902	AR11175D930/24	75	G53	11.5	800	2,000	3,000	97	24	110.7	40,000	A	6	1
PPRO AR111 75 40° 11.5 W/3000K G53 ²	4058075448865	AR11175D930/40	75	G53	11.5	800	1,250	3,000	97	40	110.7	40,000	A	6	1
PPRO AR111 75 24° 11.5 W/4000K G53 ²	4058075448926	AR11175D940/24	75	G53	11.5	820	2,100	4,000	97	24	110.7	40,000	A	6	1
PPRO AR111 100 24° 13.3 W/2700K G53 ²	4058075448742	AR111100D927/24	100	G53	13.3	950	2,150	2,700	97	24	110.7	40,000	A	6	1

¹ Protection class: IP20 | ² All technical parameters apply to the entire lamp. Due to the complex production process for light-emitting diodes, the typical values shown for the technical LED parameters are purely statistical values that do not necessarily match the actual technical parameters of each individual product, which can vary from the typical value | ³ You will find further information and the exact guarantee terms and conditions at www.ledvance.co.uk/guarantee | ⁴ L70/B50 | ⁵ Energy efficiency class (EEC) on a scale of A++ (highest efficiency) to E (lowest efficiency)

PARATHOM DIM PAR20¹

PARATHOM DIM PAR30¹



Compatibility list also online:
ledvance.com/compatibility



1 2



PARATHOM DIM PAR20¹

PRODUCT FEATURES

- LED alternative to high voltage halogen lamps
- High colour consistency: ≤ 6 SDCM
- Dimmable
- Base: E27
- Lamp made of glass

PRODUCT BENEFITS

- Quick, simple and safe replacement without rewiring
- Design, dimensions, luminous flux comparable to an incandescent or halogen lamp
- Low maintenance costs thanks to long lifetime
- No UV and near-IR radiation in the light beam
- Stepless dimming

AREAS OF APPLICATION

- Shops and exhibition rooms
- Domestic applications
- Commercial applications
- Accent lighting
- Outdoor use in outdoor luminaires only (minimum IP65)

Product name	GTIN (EAN)	Static code	W	Im	cd	K	CRI	°	d (mm)	t (h)	5	6	1		
P PAR 20 50 36° 5 W/2700K E27 ²	4058075264267	PAR2050DE27	50	E27	5	345	800	2,700	≥ 90	36	63	25,000	A+	6	1

PARATHOM DIM PAR30¹

PRODUCT FEATURES

- LED alternative to high voltage halogen lamps
- High colour consistency: ≤ 6 SDCM
- Dimmable
- Base: E27
- Lamp made of glass

PRODUCT BENEFITS

- Quick, simple and safe replacement without rewiring
- Design, dimensions, luminous flux comparable to an incandescent or halogen lamp
- Low maintenance costs thanks to long lifetime
- No UV and near-IR radiation in the light beam
- Stepless dimming

AREAS OF APPLICATION

- Shops and exhibition rooms
- Domestic applications
- Commercial applications
- Accent lighting
- Outdoor use in outdoor luminaires only (minimum IP65)

Product name	GTIN (EAN)	Static code	W	Im	cd	K	CRI	°	d (mm)	t (h)	5	6	2		
P PAR 30 75 36° 10 W/2700K E27 ²	4058075264304	PAR3075DE27	75	E27	10	633	1,600	2,700	≥ 90	36	95	25,000	A	6	2

¹ Protection class: IP20 | ² All technical parameters apply to the entire lamp. Due to the complex production process for light-emitting diodes, the typical values shown for the technical LED parameters are purely statistical values that do not necessarily match the actual technical parameters of each individual product, which can vary from the typical value | ³ You will find further information and the exact guarantee terms and conditions at www.ledvance.co.uk/guarantee | ⁴ L70/B50 | ⁵ Energy efficiency class (EEC) on a scale of A++ (highest efficiency) to E (lowest efficiency)

PARATHOM DIM PAR38

Dimmable LED reflector lamps PAR38 with retrofit screw base



Compatibility list also online:
ledvance.com/compatibility



1



PRODUCT FEATURES

- LED alternative to high voltage halogen lamps
- High colour consistency: ≤ 6 SDCM
- Dimmable
- Base: E27
- Lamp made of glass

PRODUCT BENEFITS

- Quick, simple and safe replacement without rewiring
- Design, dimensions, luminous flux comparable to an incandescent or halogen lamp
- Low maintenance costs thanks to long lifetime
- No UV and near-IR radiation in the light beam
- Stepless dimming

AREAS OF APPLICATION

- Shops and exhibition rooms
- Domestic applications
- Commercial applications
- Accent lighting
- Outdoor use in outdoor luminaires only (minimum IP65)

Product name	GTIN (EAN)	Static code	w	W	lm	cd	K	CRI	Δ	\varnothing (mm)	t _h ³	λ ⁴	Light No.	Light No.	
P PAR 38 120 30° 12.5 W/2700K E27 ¹	4058075264083	PAR38100DE27	120	E27	12.5	1,035	2,600	2,700	80	30	120	25,000	A+	6	1

¹ All technical parameters apply to the entire lamp. Due to the complex production process for light-emitting diodes, the typical values shown for the technical LED parameters are purely statistical values that do not necessarily match the actual technical parameters of each individual product, which can vary from the typical value | ² You will find further information and the exact guarantee terms and conditions at www.ledvance.co.uk/guarantee | ³ L70/B50 | ⁴ Energy efficiency class (EEC) on a scale of A++ (highest efficiency) to E (lowest efficiency)

PARATHOM PAR38¹

LED reflector lamps PAR38 with retrofit screw base



1

2

IP65

LEDVANCE³
4
year
guarantee

PRODUCT FEATURES

- LED alternative to high voltage halogen lamps
- High colour consistency: ≤ 6 SDCM
- Not dimmable
- Base: E27
- Lamp made of glass

PRODUCT BENEFITS

- Quick, simple and safe replacement without rewiring
- Design, dimensions, luminous flux comparable to an incandescent or halogen lamp
- Low maintenance costs thanks to long lifetime
- No UV and near-IR radiation in the light beam
- Instant 100 % light, no warm-up time

AREAS OF APPLICATION

- Shops and exhibition rooms
- Domestic applications
- Commercial applications
- Accent lighting
- Outdoor use in outdoor luminaires only (minimum IP65)

Product name	GTIN (EAN)	Static code	w	W	lm	cd	K	CRI	°	d (mm)	t _h ⁴	5	6	No.	
P PAR 38 120 15° 12.5 W/2700K E27 ²	4058075264069	PAR38100E27/15	120	E27	12.5	1,035	4,500	2,700	80	15	120	25,000	A+	6	1
P PAR 38 120 30° 12.5 W/2700K E27 ²	4058075264106	PAR38100E27/30	120	E27	12.5	1,035	2,600	2,700	80	30	120	25,000	A+	6	2

¹ Non-dimmable | ² All technical parameters apply to the entire lamp. Due to the complex production process for light-emitting diodes, the typical values shown for the technical LED parameters are purely statistical values that do not necessarily match the actual technical parameters of each individual product, which can vary from the typical value | ³ You will find further information and the exact guarantee terms and conditions at www.ledvance.co.uk/guarantee | ⁴ L70/B50 | ⁵ Energy efficiency class (EEC) on a scale of A++ (highest efficiency) to E (lowest efficiency)

LED STAR R39^{1,2}

LED reflector lamps R39 with retrofit screw base



1



PRODUCT FEATURES

- LED alternative to high voltage halogen lamps
- High colour consistency: ≤ 6 SDCM
- Not dimmable
- Base: E14
- Lamp made of glass

PRODUCT BENEFITS

- Quick, simple and safe replacement without rewiring
- Design, dimensions, luminous flux comparable to an incandescent or halogen lamp
- Low maintenance costs thanks to long lifetime
- No UV and near-IR radiation in the light beam
- Instant 100 % light, no warm-up time

AREAS OF APPLICATION

- Shops and exhibition rooms
- Domestic applications
- Commercial applications
- Accent lighting
- Outdoor use in outdoor luminaires only (minimum IP65)

Product name	GTIN (EAN)	Static code	w	W	lm	cd	K	CRI	°	d (mm)	t _h ⁵	⁶		No.	
ST R39 25 36° 1.5 W/2700K E14 ³	4058075433243	R3925E14	25	E14	1.5	110	248	2,700	≥80	36	39	15,000	A++	10	1

¹ Protection class: IP20 | ² Non-dimmable | ³ All technical parameters apply to the entire lamp. Due to the complex production process for light-emitting diodes, the typical values shown for the technical LED parameters are purely statistical values that do not necessarily match the actual technical parameters of each individual product, which can vary from the typical value | ⁴ You will find further information and the exact guarantee terms and conditions at www.ledvance.co.uk/guarantee | ⁵ L70/B50 | ⁶ Energy efficiency class (EEC) on a scale of A++ (highest efficiency) to E (lowest efficiency)

PARATHOM DIM R50¹

Dimmable LED reflector lamps R50 with retrofit screw base



Compatibility list also online:
ledvance.com/compatibility



1



PRODUCT FEATURES

- LED alternative to high voltage halogen lamps
- High colour consistency: ≤ 5 SDCM
- Dimmable
- Base: E14
- Lamp made of glass

PRODUCT BENEFITS

- Quick, simple and safe replacement without rewiring
- Design, dimensions, luminous flux comparable to an incandescent or halogen lamp
- Low maintenance costs thanks to long lifetime
- No UV and near-IR radiation in the light beam
- Stepless dimming

AREAS OF APPLICATION

- Shops and exhibition rooms
- Domestic applications
- Commercial applications
- Accent lighting
- Outdoor use in outdoor luminaires only (minimum IP65)

Product name	GTIN (EAN)	Static code	w	W	lm	cd	K	CRI	Δ	ϕ (mm)	t _h ⁴	⁵	IP	No.	
P R50 60 36° 5.9 W/2700K E14 ²	4058075448506	R5060DE14	60	E14	5.9	345	600	2,700	≥ 90	36	50	25,000	A+	10	1

¹ Protection class: IP20 | ² All technical parameters apply to the entire lamp. Due to the complex production process for light-emitting diodes, the typical values shown for the technical LED parameters are purely statistical values that do not necessarily match the actual technical parameters of each individual product, which can vary from the typical value | ³ You will find further information and the exact guarantee terms and conditions at www.ledvance.co.uk/guarantee | ⁴ L70/B50 | ⁵ Energy efficiency class (EEC) on a scale of A++ (highest efficiency) to E (lowest efficiency)

PARATHOM R50^{1,2}

LED reflector lamps R50 with retrofit screw base



1



PRODUCT FEATURES

- LED alternative to high voltage halogen lamps
- Not dimmable
- Base: E14
- Lamp made of glass
- Good quality of light; colour rendering index $R_a: \geq 80$

PRODUCT BENEFITS

- Quick, simple and safe replacement without rewiring
- Design, dimensions, luminous flux comparable to an incandescent or halogen lamp
- Low maintenance costs thanks to long lifetime
- No UV and near-IR radiation in the light beam
- Instant 100 % light, no warm-up time

AREAS OF APPLICATION

- Shops and exhibition rooms
- Domestic applications
- Commercial applications
- Accent lighting
- Outdoor use in outdoor luminaires only (minimum IP65)

Product name	GTIN (EAN)	Static code	w	W	lm	cd	K	CRI	Δ	\varnothing d (mm)	t _h ⁵	ϵ			
P R50 25 36° 1.5 W/2700K E14 ³	4058075448629	R5025E14	25	E14	1.5	110	248	2,700	≥ 80	36	50	15,000	A++	10	1
P R50 40 36° 2.6 W/2700K E14 ³	4058075448544	R5040E14	40	E14	2.6	210	398	2,700	≥ 80	36	50	15,000	A++	10	1
P R50 60 36° 4.3 W/2700K E14 ³	4058075448520	R5060E14	60	E14	4.3	345	582	2,700	≥ 80	36	50	15,000	A+	10	1

¹ Protection class: IP20 | ² Non-dimmable | ³ All technical parameters apply to the entire lamp. Due to the complex production process for light-emitting diodes, the typical values shown for the technical LED parameters are purely statistical values that do not necessarily match the actual technical parameters of each individual product, which can vary from the typical value |

⁴ You will find further information and the exact guarantee terms and conditions at www.ledvance.co.uk/guarantee | ⁵ L70/B50 | ⁶ Energy efficiency class (EEC) on a scale of A++ (highest efficiency) to E (lowest efficiency)

PARATHOM DIM R63¹

Dimmable LED reflector lamps R63 with retrofit screw base



Compatibility list also online:
ledvance.com/compatibility



1



PRODUCT FEATURES

- LED alternative to high voltage halogen lamps
- High colour consistency: ≤ 5 SDCM
- Dimmable
- Base: E27
- Lamp made of glass

PRODUCT BENEFITS

- Quick, simple and safe replacement without rewiring
- Design, dimensions, luminous flux comparable to an incandescent or halogen lamp
- Low maintenance costs thanks to long lifetime
- No UV and near-IR radiation in the light beam
- Very high dimmer compatibility, see also www.ledvance.co.uk/dim

AREAS OF APPLICATION

- Shops and exhibition rooms
- Domestic applications
- Commercial applications
- Accent lighting
- Outdoor use in outdoor luminaires only (minimum IP65)

Product name	GTIN (EAN)	Static code	W _{max}	W	lm	cd	K	CRI	∠°	∅ _d (mm)	t _h ⁴	Energy efficiency class ⁵	No. of lamps	No.	
P R63 60 36° 5.9 W/2700K E27 ²	4058075448582	R6360DE27	60	E27	5.9	345	600	2,700	≥90	36	63	25,000	A+	10	1

¹ Protection class: IP20 | ² All technical parameters apply to the entire lamp. Due to the complex production process for light-emitting diodes, the typical values shown for the technical LED parameters are purely statistical values that do not necessarily match the actual technical parameters of each individual product, which can vary from the typical value | ³ You will find further information and the exact guarantee terms and conditions at www.ledvance.co.uk/guarantee | ⁴ L70/B50 | ⁵ Energy efficiency class (EEC) on a scale of A++ (highest efficiency) to E (lowest efficiency)

PARATHOM R63^{1,2}

LED reflector lamps R63 with retrofit screw base



1



PRODUCT FEATURES

- LED alternative to high voltage halogen lamps
- Not dimmable
- Base: E27
- Lamp made of glass
- Good quality of light; colour rendering index $R_a \geq 80$

PRODUCT BENEFITS

- Quick, simple and safe replacement without rewiring
- Design, dimensions, luminous flux comparable to an incandescent or halogen lamp
- Low maintenance costs thanks to long lifetime
- No UV and near-IR radiation in the light beam
- Instant 100 % light, no warm-up time

AREAS OF APPLICATION

- Shops and exhibition rooms
- Domestic applications
- Commercial applications
- Accent lighting
- Outdoor use in outdoor luminaires only (minimum IP65)

Product name	GTIN (EAN)	Static code	WxW	W	lm	cd	K	CRI	△°	∅ d (mm)	t _h ⁵	Energy efficiency class (EEC)	Energy efficiency class (EEC)	Energy efficiency class (EEC)	Energy efficiency class (EEC)
P R63 40 36° 2.6 W/2700K E27 ³	4058075448605	R6340E27	40	E27	2.6	210	398	2,700	≥80	36	63	15,000	A++	10	1
P R63 60 36° 4.3 W/2700K E27 ³	4058075448568	R6360E27	60	E27	4.3	345	582	2,700	≥80	36	63	15,000	A+	10	1

¹ Protection class: IP20 | ² Non-dimmable | ³ All technical parameters apply to the entire lamp. Due to the complex production process for light-emitting diodes, the typical values shown for the technical LED parameters are purely statistical values that do not necessarily match the actual technical parameters of each individual product, which can vary from the typical value | ⁴ You will find further information and the exact guarantee terms and conditions at www.ledvance.co.uk/guarantee | ⁵ L70/B50 | ⁶ Energy efficiency class (EEC) on a scale of A++ (highest efficiency) to E (lowest efficiency)

PARATHOM DIM R80¹

Dimmable LED reflector lamps R80 with retrofit screw base



Compatibility list also online:
ledvance.com/compatibility



1



PRODUCT FEATURES

- LED alternative to high voltage halogen lamps
- High colour consistency: ≤ 5 SDCM
- Dimmable
- Base: E27
- Lamp made of glass

PRODUCT BENEFITS

- Quick, simple and safe replacement without rewiring
- Design, dimensions, luminous flux comparable to an incandescent or halogen lamp
- Low maintenance costs thanks to long lifetime
- No UV and near-IR radiation in the light beam
- Stepless dimming

AREAS OF APPLICATION

- Shops and exhibition rooms
- Domestic applications
- Commercial applications
- Accent lighting
- Indoors and outdoors

Product name	GTIN (EAN)	Static code	w	W	lm	cd	K	CRI	Δ	\varnothing d (mm)	t _h ⁴	⁵	Light No.		
P R80 60 36° 5.9 W/2700K E27 ²	4058075449602	R8060DE27	60	E27	5.9	345	600	2,700	≥ 90	36	80	15,000	A+	10	1
P R80 100 36° 9.6 W/2700K E27 ²	4058075448667	R80100DE27	100	E27	9.6	670	1,300	2,700	≥ 80	36	80	25,000	A+	10	1

¹ Protection class: IP20 | ² All technical parameters apply to the entire lamp. Due to the complex production process for light-emitting diodes, the typical values shown for the technical LED parameters are purely statistical values that do not necessarily match the actual technical parameters of each individual product, which can vary from the typical value | ³ You will find further information and the exact guarantee terms and conditions at www.ledvance.co.uk/guarantee | ⁴ L70/B50 | ⁵ Energy efficiency class (EEC) on a scale of A++ (highest efficiency) to E (lowest efficiency)

PARATHOM R80^{1,2}

LED reflector lamps R80 with retrofit screw base



1



PRODUCT FEATURES

- LED alternative to high voltage halogen lamps
- Not dimmable
- Base: E27
- Lamp made of glass
- Good quality of light; colour rendering index $R_a \geq 80$

PRODUCT BENEFITS

- Quick, simple and safe replacement without rewiring
- Design, dimensions, luminous flux comparable to an incandescent or halogen lamp
- Low maintenance costs thanks to long lifetime
- No UV and near-IR radiation in the light beam
- Instant 100 % light, no warm-up time

AREAS OF APPLICATION

- Shops and exhibition rooms
- Domestic applications
- Commercial applications
- Accent lighting
- Outdoor use in outdoor luminaires only (minimum IP65)

Product name	GTIN (EAN)	Static code	w	W	lm	cd	K	CRI	°	d (mm)	t(h) ⁵	°	°	°	°
P R80 60 36° 4.3 W/2700K E27 ³	4058075448988	R8060E27	60	E27	4.3	345	582	2,700	≥80	36	80	15,000	A+	10	1
P R80 100 36° 9.1 W/2700K E27 ³	4058075448643	R80100E27	100	E27	9.1	670	1,300	2,700	≥80	36	80	15,000	A+	10	1

¹ Protection class: IP20 | ² Non-dimmable | ³ All technical parameters apply to the entire lamp. Due to the complex production process for light-emitting diodes, the typical values shown for the technical LED parameters are purely statistical values that do not necessarily match the actual technical parameters of each individual product, which can vary from the typical value | ⁴ You will find further information and the exact guarantee terms and conditions at www.ledvance.co.uk/guarantee | ⁵ L70/B50 | ⁶ Energy efficiency class (EEC) on a scale of A++ (highest efficiency) to E (lowest efficiency)

PARATHOM PRO AR111¹

Low-voltage LED reflector lamps AR111 with GLOWdim effect



Compatibility list also online:
ledvance.com/compatibility



1



PRODUCT FEATURES

- LED alternative to low voltage halogen lamps
- Dimmable
- Base: G53
- Excellent colour rendering (R_a : 97)
- lifetime: up to 40,000 h

PRODUCT BENEFITS

- Always fitting light atmosphere by changing light colour from warm white to extra warm white with dimming
- Quick, simple and safe replacement without rewiring
- Design, dimensions, luminous flux comparable to an incandescent or halogen lamp
- Low maintenance costs thanks to long lifetime
- No UV and near-IR radiation in the light beam

AREAS OF APPLICATION

- Shops and exhibition rooms
- Domestic applications
- Commercial applications
- Accent lighting
- Outdoor use in outdoor luminaires only (minimum IP65)

Product name	GTIN (EAN)	Static code	w	W	lm	K	CRI	I [mm]	d [mm]	t [h]	Energy efficiency class	Energy efficiency class	Energy efficiency class	Energy efficiency class
SST AR111 50 40° 7.3 W/2700K G53 GLOWdim ²	4058075448940	GLOWAR11150D927	50	G53	7.3	450	2,700	90	62	110.7	40,000	A	6	1
SST AR111 50 24° 7.3 W/2700K G53 GLOWdim ²	4058075448964	GLOWAR11150D927	50	G53	7.3	450	2,700	90	62	110.7	40,000	A	6	1

¹ Protection class: IP20 | ² All technical parameters apply to the entire lamp. Due to the complex production process for light-emitting diodes, the typical values shown for the technical LED parameters are purely statistical values that do not necessarily match the actual technical parameters of each individual product, which can vary from the typical value | ³ You will find further information and the exact guarantee terms and conditions at www.ledvance.co.uk/guarantee | ⁴ L70/B50 | ⁵ Energy efficiency class (EEC) on a scale of A++ (highest efficiency) to E (lowest efficiency)

PARATHOM PAR16 GLOWdim¹

LED reflector lamps PAR16 with GLOWdim effect



Compatibility list also online:
ledvance.com/compatibility



1



PRODUCT FEATURES

- LED alternative to high voltage halogen lamps
- Dimmable
- Base: GU10
- Lamp made of glass
- Good quality of light; colour rendering index $R_a: \geq 80$

PRODUCT BENEFITS

- Always fitting light atmosphere by changing light colour from warm white to extra warm white with dimming
- Quick, simple and safe replacement without rewiring
- Design, dimensions, luminous flux comparable to an incandescent or halogen lamp
- Low maintenance costs thanks to long lifetime
- No UV and near-IR radiation in the light beam

AREAS OF APPLICATION

- Shops and exhibition rooms
- Domestic applications
- Commercial applications
- Accent lighting
- Outdoor use in outdoor luminaires only (minimum IP65)

Product name	GTIN (EAN)	Static code	w/w	W	lm	K	CRI	l [mm]	d [mm]	t [h]	Energy efficiency class	Energy efficiency class	No.	
P PAR16 GLdim 50 36° 4.5 W/2700K GU10 ²	4058075105379	GLOWGU1050D827	50	GU10	4.5	350	2,700	80	54	50	25,000	A+	10	1

¹ Protection class: IP20 | ² All technical parameters apply to the entire lamp. Due to the complex production process for light-emitting diodes, the typical values shown for the technical LED parameters are purely statistical values that do not necessarily match the actual technical parameters of each individual product, which can vary from the typical value | ³ You will find further information and the exact guarantee terms and conditions at www.ledvance.co.uk/guarantee | ⁴ L70/B50 | ⁵ Energy efficiency class (EEC) on a scale of A++ (highest efficiency) to E (lowest efficiency)

LED RELAX and ACTIVE^{1,2}

LED lamps, classic bulb shape



PRODUCT FEATURES

- Provides colour temperatures of 2,700 K and 4,000 K in the same lamp
- Controllable via standard wall switch
- Good quality of light; colour rendering index $R_a: \geq 80$
- Mercury-free lamps

PRODUCT BENEFITS

- Creates individual atmospheres: Warm White to relax, Cool White for activity
- Easy change of colour temperature with double click of wall switch
- Always fitting light due to two light colours in one lamp: Warm White and Cool White
- Supports the biorhythm through activating and relaxing light colour
- Long lifetime of up to 15,000 h

AREAS OF APPLICATION

- Supports the bio rhythm when used in bed and children's room
- Outdoor use in outdoor luminaires only (minimum IP65)

Product name	GTIN (EAN)	Static code	w _W	W	lm	K	CRI	$\frac{l}{d}$ [mm]	$\frac{d}{d}$ [mm]	Light bulb icon	t _h ⁵	Energy efficiency class ⁶	Guarantee ⁴	No.
SST CLAS A 60 FIL 7 W/2700K E27 ³	4058075434820	ARA60FCCCTE27	60	E27	7 806	2,700	≥ 80	105	60	clear	15,000	A++	4	1
SST CLAS B 40 CL 4 W/2700K E14 ³	4058075434783	ARB40FCCCTE14	40	E14	4 470	2,700	≥ 80	97	35	clear	15,000	A++	4	2
SST CLAS P 40 4 W/2700K E14 ³	4058075434745	ARP40FCCCTE14	40	E14	4 470	2,700	≥ 80	78	45	clear	15,000	A++	4	3

¹ Protection class: IP20 | ² Non-dimmable | ³ All technical parameters apply to the entire lamp. Due to the complex production process for light-emitting diodes, the typical values shown for the technical LED parameters are purely statistical values that do not necessarily match the actual technical parameters of each individual product, which can vary from the typical value |

⁴ You will find further information and the exact guarantee terms and conditions at www.ledvance.co.uk/guarantee | ⁵ L70/B50 | ⁶ Energy efficiency class (EEC) on a scale of A++ (highest efficiency) to E (lowest efficiency)

LED THREE STEP DIM^{1,2}

LED lamps with three-step dimming



PRODUCT FEATURES

- Dimmable in three steps: 100 %, 45 % and 15 %
- Controllable via standard wall switch
- Good quality of light; colour rendering index $R_a: \geq 80$
- Mercury-free lamps

PRODUCT BENEFITS

- Easy three-step dimming by repeatedly pressing the wall switch
- Easy and cost-effective operation, no dimmer required
- Low energy consumption
- Easy relamping thanks to compact design
- Instant 100 % light, no warm-up time

AREAS OF APPLICATION

- Wherever dimming was originally not planned
- Residential interiors
- Hospitality
- Outdoor use in outdoor luminaires only (minimum IP65)

Product name	GTIN (EAN)	Static code	w	W	lm	K	CRI	$\frac{l}{d}$ [mm]	$\frac{d}{d}$ [mm]	Light	t _h ⁵	Energy ⁶	Guarantee	No.	
SST CLAS A 60 7 W/2700K E27 ³	4058075436787	3XDA60DFC827E27	60	E27	7	806	2,700	≥ 80	105	60	clear	15,000	A++	4	1
SST CLAS B 40 4 W/2700K E14 ³	4058075434462	3XDB40DFC827E14	40	E14	4	470	2,700	≥ 80	97	35	clear	15,000	A++	4	2
SST CLAS P 40 4 W/2700K E14 ³	4058075434448	3XDP40DFC827E14	40	E14	4	470	2,700	≥ 80	78	45	clear	15,000	A++	4	3
SST PAR 16 50 36° 4.5 W/2700K GU10 ³	4058075264243	3XDGU1050D827	50	GU10	4.5	350	2,700	80	54	50	-	15,000	A+	6	4
NEW ST+ 3XD PIN 40 4 W/2700K G9	4058075432277	G03XD827	40	G9	4	470	2,700	80	59	18	clear	25,000	A++	4	5

¹ Protection class: IP20 | ² Non-dimmable | ³ All technical parameters apply to the entire lamp. Due to the complex production process for light-emitting diodes, the typical values shown for the technical LED parameters are purely statistical values that do not necessarily match the actual technical parameters of each individual product, which can vary from the typical value | ⁴ You will find further information and the exact guarantee terms and conditions at www.ledvance.co.uk/guarantee | ⁵ L70/B50 | ⁶ Energy efficiency class (EEC) on a scale of A++ (highest efficiency) to E (lowest efficiency)

LED DAYLIGHT SENSOR CLASSIC A^{1,2}

Special LED lamps with daylight sensor, classic bulb shape



1



4

PRODUCT FEATURES

- LED alternative to conventional lamps
- High colour consistency: ≤ 6 SDCM
- Mercury-free lamps

PRODUCT BENEFITS

- Short payback period thanks to low energy consumption and maintenance costs
- Energy-saving lighting solution because of automatic switch-off at daylight
- Safety through automatic switch-on at darkness
- Very long lifetime of up to 25,000 h
- Low energy consumption

AREAS OF APPLICATION

- Outdoor use in outdoor luminaires only (minimum IP65)
- Wherever constant lighting is necessary at night

Product name	GTIN (EAN)	Static code	w	W	lm	K	CRI	$\frac{l}{d}$ [mm]	$\frac{d}{l}$ [mm]	Light bulb icon	t _h ⁵	Energy efficiency class ⁶	Guarantee	No.	
ST CLAS A 40 4 W/4000K E27 ³	4058075435087	DSA40FC840E27	40	E27	4	470	4,000	≥ 80	105	60	clear	15,000	A++	4	1
ST CLAS A 60 6.5 W/4000K E27 ³	4058075435100	DSA60FC827E27	60	E27	6.5	806	4,000	≥ 80	105	60	clear	15,000	A++	4	1

¹ Protection class: IP20 | ² Non-dimmable | ³ All technical parameters apply to the entire lamp. Due to the complex production process for light-emitting diodes, the typical values shown for the technical LED parameters are purely statistical values that do not necessarily match the actual technical parameters of each individual product, which can vary from the typical value |

⁴ You will find further information and the exact guarantee terms and conditions at www.ledvance.co.uk/guarantee | ⁵ L70/B50 | ⁶ Energy efficiency class (EEC) on a scale of A++ (highest efficiency) to E (lowest efficiency)

PARATHOM DAYLIGHT SENSOR CLASSIC A^{1,2}

Special LED lamps with daylight sensor, classic bulb shape



1



4

PRODUCT FEATURES

- LED alternative to conventional lamps
- lifetime: up to 25,000 h
- Not dimmable
- Good quality of light; colour rendering index $R_a: \geq 80$; constant chromaticity

PRODUCT BENEFITS

- Short payback period thanks to low energy consumption and maintenance costs
- Energy-saving lighting solution thanks to automatic switch off at daylight
- Safety through automatic switch-on at darkness
- Low energy consumption
- Easy replacement of classic lamps thanks to compact design

AREAS OF APPLICATION

- Wherever constant lighting is necessary at night
- Outdoor use in outdoor luminaires only (minimum IP65)

Product name	GTIN (EAN)	Static code	w	W	lm	K	CRI	$\frac{l}{d}$ [mm]	$\frac{d}{d}$ [mm]	Light bulb icon	t[h] ⁵	Energy efficiency class icon ⁶	Number of lamps icon	Light bulb icon No.	
PCLAS 60DS FR 60 FR 9 W/2700K E27 ³	4058075303485	DSA60FR827E27	60	E27	9	806	2,700	≥ 80	112	60	frosted	25,000	A+	10	1

¹ Protection class: IP20 | ² Non-dimmable | ³ All technical parameters apply to the entire lamp. Due to the complex production process for light-emitting diodes, the typical values shown for the technical LED parameters are purely statistical values that do not necessarily match the actual technical parameters of each individual product, which can vary from the typical value | ⁴ You will find further information and the exact guarantee terms and conditions at www.ledvance.co.uk/guarantee | ⁵ L70/B50 | ⁶ Energy efficiency class (EEC) on a scale of A++ (highest efficiency) to E (lowest efficiency)

LED Retrofit RGBW lamps with remote control¹

LED RGBW lamps with remote control



Compatibility list also online:
ledvance.com/compatibility



PRODUCT FEATURES

- lifetime: up to 25,000 h
- Allows for control of colours, saturation and dimming levels
- Wide range of controllable light colours including white
- Four dynamic effects: Flash, Strobe, Smooth, Mode
- Dimmable via remote control

PRODUCT BENEFITS

- Easy installation
- Up to 80 % less energy consumption compared with ordinary light bulbs
- Individual control
- No app or smartphone required to control the lamp
- Comfortable and intuitive infrared remote control

AREAS OF APPLICATION

- Domestic applications

Product name	GTIN (EAN)	Static code	w	W	lm	K	CRI	$\frac{l}{d}$ (mm)	$\frac{d}{d}$ (mm)	Light bulb icon	t(h) ⁴	Energy efficiency class ⁵	Guarantee (years)	No. of lamps	
ST PAR 16 25 120° 4.5 W/2700K GU10 FR ²	4058075445970	GU1025RGBWRC	25	GU10	4.5	250	2,700	≥80	56	50	frosted	25,000	A	4	1
ST CLAS B 40 RGBW 5.5 W/2700K E14 FR ²	4058075430853	B40RGBWRC	40	E14	5.5	470	2,700	≥80	107	37	frosted	25,000	A+	4	2
ST CLAS A 60 RGBW 60 FR 9 W/2700K E27 ²	4058075430754	A60RGBWRC	60	E27	9	806	2,700	≥80	112	60	frosted	25,000	A+	4	3

¹ Protection class: IP20 | ² All technical parameters apply to the entire lamp. Due to the complex production process for light-emitting diodes, the typical values shown for the technical LED parameters are purely statistical values that do not necessarily match the actual technical parameters of each individual product, which can vary from the typical value | ³ You will find further information and the exact guarantee terms and conditions at www.ledvance.co.uk/guarantee | ⁴ L70/B50 | ⁵ Energy efficiency class (EEC) on a scale of A++ (highest efficiency) to E (lowest efficiency)

SHEDDING LIGHT AND SYMBOLS



Shatter protection



Luminous efficacy



AC Mains



Flicker-free according to EU 2019/2020



Operating frequency in Hz



Conventional ballast (CCG)



Type of protection



Base



Electronic ballast (ECG)



Dimmable



Length [mm]



CCG/Ignitor



Sensor versions



Diameter [mm]



Energy efficiency class



Wireless



Beam angle in °



Unit of Packaging



Glow DIM 2,000K... 2,700 K



Colour temperature in K



Fig. no.



Power in W for conventional technology



Colour rendering index



Power in W



Light intensity in cd



Output voltage in V



Average period of use/life in hours



Luminous flux in lm



Glass technology

GOOD LIGHT ALL ROUND

THE FULL LEDVANCE RANGE

LEDVANCE is leading the fight against bad light in every area. That's good news for you because when it comes to luminaires and lamps, but also for electronic components and Smart for Residential products you have a competent partner in LEDVANCE on your side for your complex lighting projects. You can always rely on LEDVANCE for excellent brand quality, professional service and a good price/performance ratio.



AESTHETICALLY FUNCTIONAL LUMINAIRES

The extensive luminaire portfolio from LEDVANCE covers virtually all professional and residential applications and delivers outstanding quality and functionality. What's more, its innovative SCALE design provides instant recognition, trust and flexibility – and was even a winner of the 2019 German Design Award.

EACH LAMP A LIGHTING SOLUTION

OSRAM's lamp portfolio from LEDVANCE includes a wide choice of outstanding efficiency and durability: different shapes, base sizes, light colours and wattages as well as types with additional functions (e.g. sensors). Alongside a broad range of innovative LED lamps, LEDVANCE will continue to offer conventional halogen, energy saver, fluorescent and gas discharge lamps. A win-win situation for you and every one of your customers.

FLEXIBLE LED STRIP SYSTEM

In addition to a large selection of flexible LED Strips and drivers, the LEDVANCE LED Strip System includes a large number of matching profiles, covers, end caps

and mounting brackets. In combination with a large range of luminous fluxes and light colours, the system allows bespoke lighting solutions to be created for virtually any indoor or outdoor ambient, cove or general lighting application. Easy to plan, easy to combine and easy to install – that's the principle here.

SMART FOR RESIDENTIAL

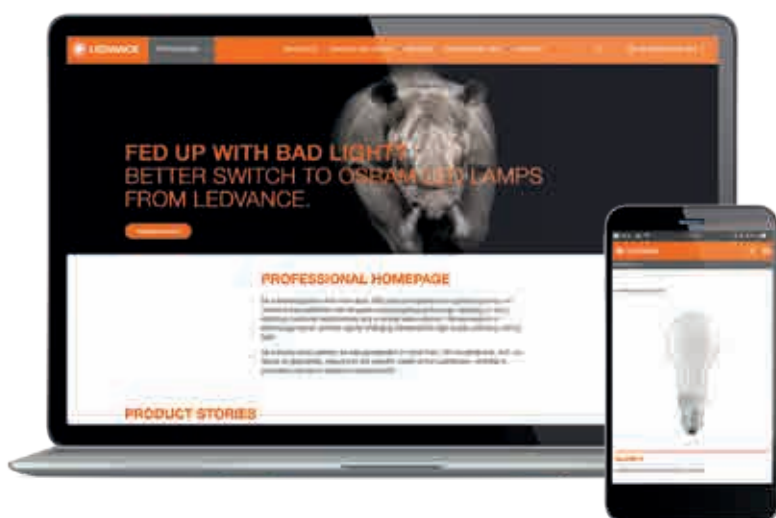
The new Smart for Residential portfolio from LEDVANCE offers the comprehensive combination of innovation, quality, reliability and userfriendliness. LEDVANCE provides a suitable solution for a wide range of different needs for smart lighting.

MORE INFORMATION AND CLEVER TOOLS

Go to www.ledvance.co.uk for more information on LEDVANCE's extensive product portfolio, clever apps and tools that will help you in your day-to-day work.

ALWAYS AND EVERYWHERE: THE ONLINE PORTAL WITH A WEALTH OF INFORMATION, ADVICE AND KNOWLEDGE

Are you looking for information about our products and services? LEDVANCE keeps you up to date always: from locally in wholesale to our sales employees or our customer service centre (email: csc.uk@ledvance.co.uk). You will find an overview here of our competencies, databases and tools.



- ▶ **THE PRODUCT PORTFOLIO FILTERED TO PERFECTION**
Type of base, light colour, colour rendering – use our online filter for targeted searches in our LED lamp portfolio: ledvance.co.uk/led-lamps
- ▶ **REFERENCES PROVIDE INSPIRATION**
A selection of some top lighting projects can be found at: ledvance.co.uk/projects
- ▶ **LEDVANCE SERVICE-PLUS**
Our specialised sales department supports and advises our commercial end customers – in person too. Find out all you need to know here ledvance.co.uk/vam
- ▶ **DOWNLOAD CENTRE**
Catalogues, compatibility overviews, brochures, and much more are available for you in our download centre: ledvance.co.uk/download
- ▶ **OUR TOOLS FOR YOU**
From the LED strip system configurator to the TCO calculator, you will find all the practical tools you need at: ledvance.co.uk/tools
- ▶ **SERVICE AT A GLANCE**
You will find a summary of all of our service offerings at a glance here: ledvance.co.uk/services
- ▶ **FIND OUR LATEST NEWS ON:**



NEW: THE ONLINE TRAINING PLATFORM

A host of application-oriented eLearnings for professional users, practical tips concerning installation, integrated standards check, planning tips, and much more.

Register and find out more at training.ledvance.co.uk



FAST LIGHT CALCULATOR


The light calculation tool – calculate your LED lamp requirement really conveniently, taking account of relevant parameters such as room size or reflection level.¹ Available directly in the e-catalogue!

LIGHT CALCULATION WITH DIALUX AND RELUX

DIALux and RELUX users can now also integrate LEDVANCE products really easily into their lighting planning. We also support users through consultancy, calculation and aftersales support.

¹ The Fast Light Calculator is not intended to replace comprehensive, expertly executed light planning with DIALux, RELUX or another professional light planning software. The light distribution of a LED lamp can be influenced by a luminaire.





ABOUT LEDVANCE

With offices in more than 50 countries and business activities in more than 140 countries, LEDVANCE is one of the world's leading general lighting providers for professional users and end consumers. Having emerged from the general lighting business of OSRAM GmbH, LEDVANCE offers a wide-ranging assortment of LED luminaires for a broad spectrum of application areas, intelligent lighting products for Smart Homes and Buildings, one of the largest LED lamps portfolios in the industry as well as traditional light sources.



LEDVANCE

LEDVANCE Ltd
Aquila House
Delta Crescent, Westbrook
Warrington, WA5 7NR
United Kingdom

LEDVANCE Ireland
70 Sir John Rogerson's Quay
Dublin 2
Ireland

Telephone: + (0) 1925 465 000
Email: csc.uk@ledvance.co.uk

LEDVANCE is the expert partner for installers and lighting professionals. To match our extensive range of luminaires we also offer a large portfolio of innovative LED lamps in excellent brand quality. Further information about our range of lamps and services is available online at www.ledvance.co.uk

Use our mobile apps and online tools to calculate the possible savings for your next LED project in no time, find the right lamp or luminaire and scroll through the latest catalogs:

www.ledvance.co.uk/tools

Partner:



LEDVANCE is licensee of product trademark OSRAM for lamps products in general lighting.

LEDVANCE.CO.UK
LEDVANCE.IE

