



Western Cape
Government

Cultural Affairs and Sport

BETTER TOGETHER.



Annual Review 2015/16
Western Cape Library Service

Jaaroorisig 2015/16
Wes-Kaapse Biblioteekdiens

Uhlalutyo Lwango-2015/16
INkonzo yamaThala eeNcwadi yeNtshona Koloni



Annual Review 2015/16

Western Cape Library Service

Overview	2	Municipal Support Services	9
Budget	4	• Municipal Funding	9
Regional Organisation	5	• Public Library Enhancement	9
• Public library service points	5	• Conditional Grant	
• Service points per control area		• Municipal Replacement Funding	
• Libraries per region		• Metro Library Grant	
• New library facilities and upgrades			
• Libraries per district municipality		Central Organisation	11
• Statistics	6	• Selection and Acquisitions	11
• Membership		• Technical Services	12
• Annual circulation		• Computer Section	
• Books and periodicals		• Cataloguing Section	
• Books per genre		• Preparations Section	
• Usage of non-fiction		• Information Services	12
• Circulation of audiovisual material		• Central Reference Section (SN)	
• Libraries with the highest circulation figures		• Publication and Promotions	
• Circulation per municipality		• Research Section	
• Library stock totals		• Library Administration Support	15
		• Registry	15
		Summary of statistics	15

Management

Director Cecilia Sani

Central Organisation

• Deputy Director Theresa Caroline
• Assistant Director, Information Services Neville Adonis
• Assistant Director, Selection Johanna de Beer
• Assistant Director, Technical Services Bradley Meyer
• Assistant Director, Library Administration Support Services Monique Coerecus

Regional Organisation

• Deputy Director Stefan Wehmeyer
• Assistant Director, Cape Winelands and Overberg Control Area Steven Andries
• Assistant Director, Eden and Central Karoo Control Area Ronel Mouton
• Assistant Director, West Coast Control Area Selvyn Booysen
• Assistant Director, Metropole Control Area Leonard Fortuin

Municipal Support Services

• Deputy Director Pieter Hugo
• Assistant Director, Municipal Funding Mbulelo Simema
• Assistant Director, Public Library Enhancement Bronwen Erasmus

OVERVIEW

Vision of the Department of Cultural Affairs and Sport

A socially inclusive, creative, active and connected Western Cape.

Mission of the Department of Cultural Affairs and Sport

To encourage excellence and inclusiveness in sport and culture through the effective, efficient and sustainable use of our resources, and through creative partnerships with others. In moving towards excellence, the department will create the conditions for access and mass participation, talent identification and skills development.

Strategic goals, objectives and functions of the Western Cape Library Service

Within the framework of the Department's vision and mission, the strategic goals of the Western Cape Library Service are:

- to support and enhance library services for all citizens of the Western Cape
- to develop, transform and promote a sustainable library and information service. This contributes to nation building, good governance, social inclusion and human capital development, and sustainable economic growth and opportunities.

The strategic objectives of the Western Cape Library Service are to assist municipalities in the rendering of public library services in the Western Cape and thereby to provide library and information services which:

- are free, equitable and accessible
- provide for the information, reading and learning needs of people
- promote a culture of reading, library usage and lifelong learning.

The Western Cape Library Service has as its primary functions:

- acquiring new library material
- professional processing of library material
- providing library material and equipment as well as professional guidance to public libraries
- ensuring that the collections in its 365 libraries remain relevant and updated
- continuously undertaking a needs analysis and providing training programmes by the Regional Organisation in consultation with public libraries
- promoting the use of library material
- support municipalities with extensive funding

contributing to their personnel, operational and/or capital budgets for public libraries, addressing the unfunded mandate

- fund the building of new libraries and upgrading of existing public libraries
- providing a specialised information service through its Central Reference Section and undertaking relevant research
- maintaining a computerised library and information system.

Additional functions:

- sustaining and extending the Extended Rural Library Service Project (mini libraries) to disadvantaged communities that have no library facilities
- promoting Information and Communication Technology (ICT) to improve services by providing free Internet connectivity at rural public libraries through the Rural Libraries Connectivity Project (RLCP)
- rollout of the Western Cape Government's Broad Band Initiative (BBI)
- implement the Mzansi Libraries Online project, ensuring enhanced ICT connectivity and library staff development
- establishing mini libraries for the Blind sites in existing public libraries in conjunction with the SA Library for the Blind.

Acts, rules, regulations and provincial strategies

The following legislation impacts on the Western Cape Library Service:

- **Constitution of the Republic of South Africa, 1996 (Act 108 of 1996)**
Annexure Five: 'Libraries (excluding national libraries) are exclusively a provincial legislative competency.'

- **Provincial Library Service Ordinance, 1981, Ordinance 16 of 1981**

The Western Cape Library Service still functions in accordance with Ordinance 16 of 1981, which indicates that a free public library service is the joint responsibility of the provincial library service and local authorities. The regulation in the Constitution as stated above has left a vacuum in that local authorities are not compelled by law to fund public library activities anymore, resulting in the so-called 'unfunded mandate'. Previously municipalities would erect facilities adhering to the minimum standards of the Library Service, appoint staff and manage the library in accordance with provincial library service standards. The library, however, would remain under the control of the local authority. The Western Cape Library Service is addressing this shortfall by managing and channelling the Conditional Grant Fund for Libraries, the Metro Library Grant and the Municipal Replacement Fund (MRF) to municipalities to assist them in managing public libraries.

- Western Cape Languages Act, 1998, Western Cape Language Policy, 2005

The official languages Afrikaans, English and isiXhosa are to be used and these languages enjoy equal status.

Demographic profile of the Western Cape

Population	6 279 733
Population groups	
• Coloured	48.8%
• Black	32.9%
• White	15.7%
• Indian	1.0%
• Other	1.6%
Home language	
• Afrikaans	49.6%
• isiXhosa	24.7%
• English	20.2%
• Other	5.5%
Age distribution	
• 0-4	9.2%
• 5-9	8.7%
• 10-19	17.1%
• 20-59	55.4%
• 60-100	9.6%
Unemployment rate in the Western Cape	20.6%
Internet connectivity	
• Population with access to Internet	68.3%
• Population with access to Internet at home	20.3%
• Population with access to Internet at a library	16.7%
• Population with access to Internet at work	14.7%
• Population with a computer at home	34.2%
• Population with a cell phone at home	93.1%
• Population that accesses the Internet via cell phone	52.4%
Size of the province in km²	129 462
Population of South Africa	55 653 654

StatsSA Census (2011); SA Quarterly Labour Force Survey (2016); Stats SA Community Survey (2016); Stats SA Midyear Population Estimates August (2016)

Highlights

60th anniversary of WCLS

The Western Cape Library Service celebrated its 60th birthday during a special function on 30 and 31 July 2015. Extensive research into the history of the organisation was undertaken for this event. All current members of staff, retired staff members, previous directors and role-players in the library world were invited to a red-carpet event that included the unveiling of the new permanent historical display in the old second entrance of the building off Hospital Street as well as the first viewing of ten framed historic photo collages on the first floor. Framed portraits of all former directors were also unveiled at the celebrations.

The Minister and the Head of the Department of Cultural Affairs and Sport, Ms Anroux Marais and Mr Brent Walters, as well as the Minister for Finance in the Western Cape, Dr Ivan Meyer, attended the event as special guests.

IFLA World Congress in Cape Town

Another highlight of the year was the International Federation of Library Associations' (IFLA) World Congress hosted in Cape Town themed *Dynamic Libraries: Access, Development and Transformation*. The Western Cape Library Service could showcase its activities and achievements at a stand sponsored by the National Library of South Africa and staff members could attend the various presentations and events and meet librarians from all parts of the world.

Oral History Initiative

The Minister of the Department of Cultural Affairs and Sport, Ms Anroux Marais, launched her newly conceptualised Oral History Project on 4 December 2015 in Hawston. The project, which will run over five years and is a collaboration between the Western Cape Library Service and the Western Cape Museum Service, aims to capture and document life stories of local community members as well as local sports legends, thereby preserving local history for future generations. The second rollout of the project was held in Piketberg in the Berg River Municipality. The initiative will be rolled out in a selected community in each municipality over the next five years.

Library Administration Support

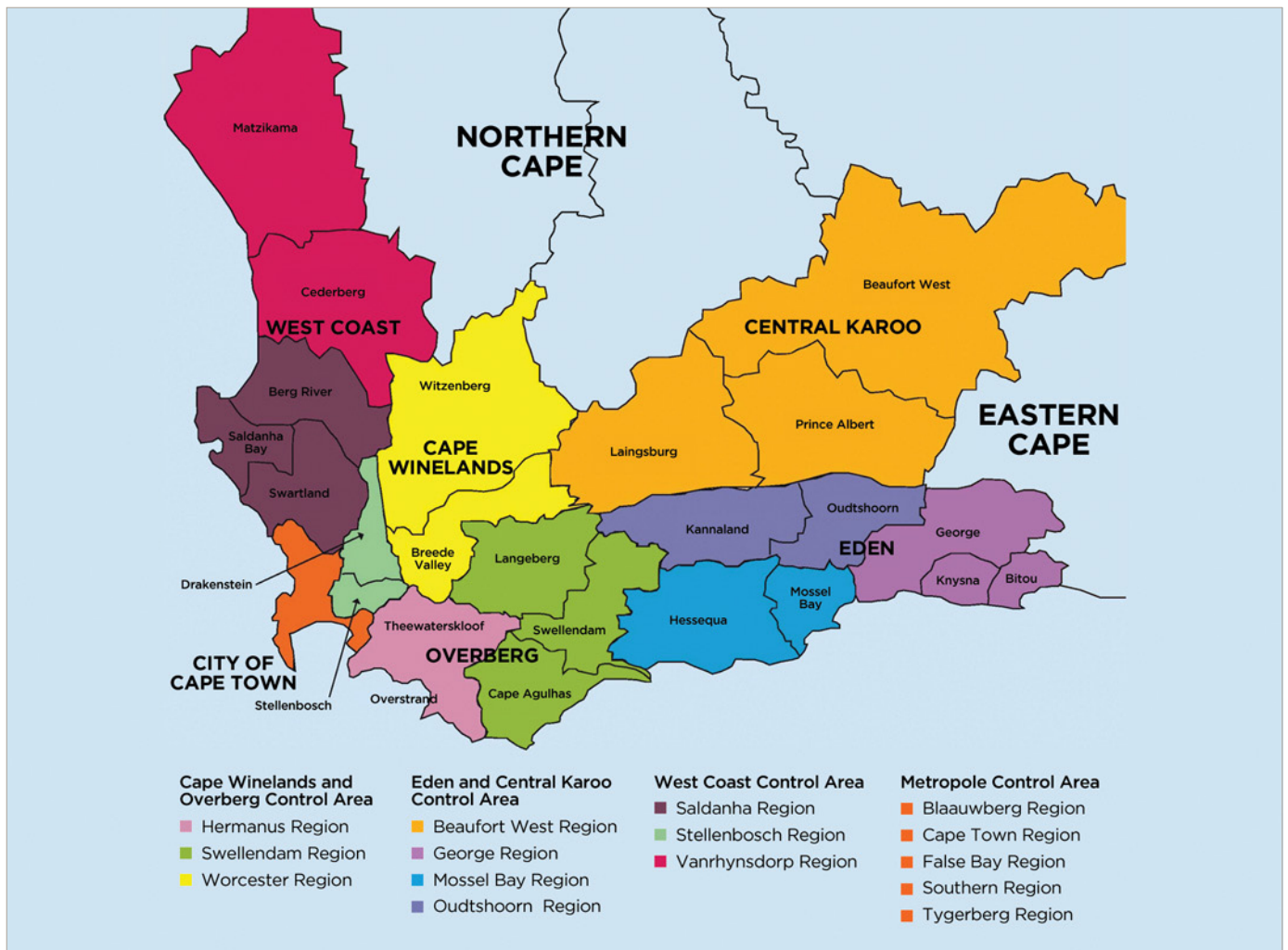
The Library Administration Support division was established early in 2016 and all operational functions such as financial management, asset management, human resources and general support services are now managed in this section which is headed by an assistant director.

New control areas

In September 2015 the Western Cape's 365 library service points were subdivided into four new control areas for easier administration. These are:

- Cape Winelands and Overberg Control Area
- Eden and Central Karoo Control Area
- West Coast Control Area
- Metropole Control Area.

The map on the next page indicates the new borders of each control area and the regions and municipalities included in each control area.



Senior staff appointments

Mr Leonard Fortuin	Assistant Director, Metropole Control Area
Mr Selvyn Booysen	Assistant Director, West Coast Control Area
Ms Monique Coerecuis	Assistant Director, Library Administration Support Section.

Senior promotions

Ms Nomaza Dingayo, director, left the Western Cape Library Service at the end of December 2015 after twelve years to take up the post as the chief director of National Archives and Libraries in Pretoria.

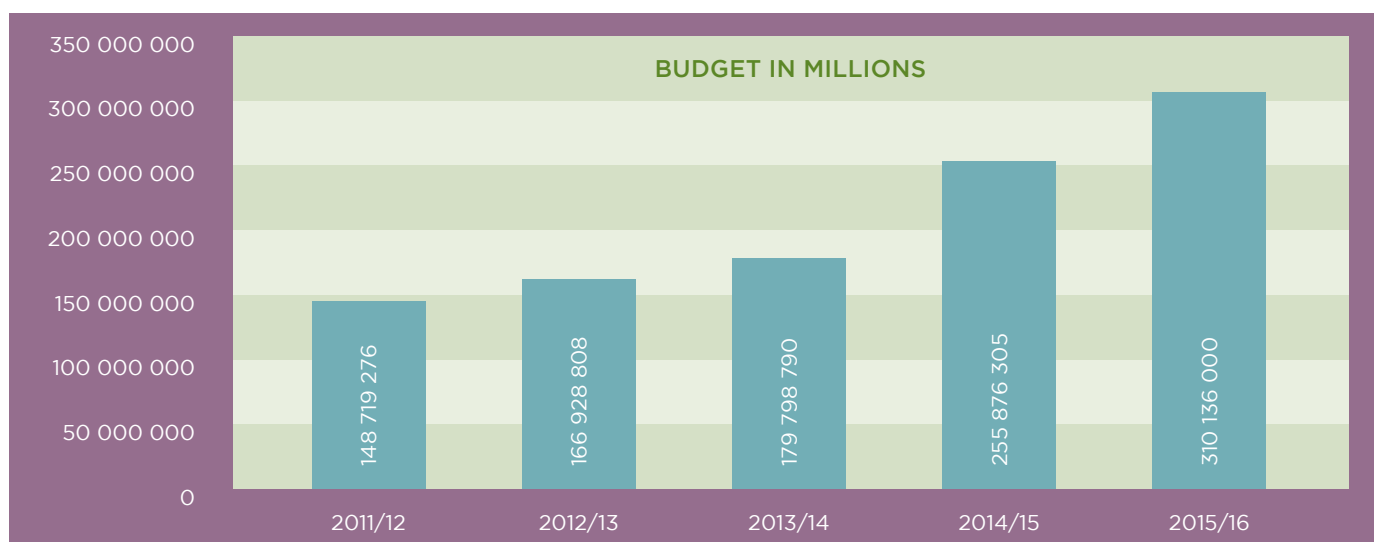
BUDGET

The expenditure of the Library Service for the past five years is reflected in millions of rands and represents actual expenditure. The expenditure for the financial year 2015/16 includes that of the Conditional Grant and Municipal Replacement Fund. The first payment of the newly established Metro Library Grant, aimed at supplementing the City of Cape Town's spending on library infrastructure, was received in the 2015/16 financial year.

Library Service expenditure 2015/16 (actual expenditure)

Library Service	R86 050 000
Metro Library Grant	R5 000 000
Municipal Replacement Funding	R60 617 000
Conditional Grant	R158 469 000
Total	R310 136 000

Library Service Total Budget (2011/12 – 2015/16)



REGIONAL ORGANISATION

The main functions of the regions are to provide library material and equipment to public libraries, to provide professional guidance and training to public librarians and to assist with the building of library facilities. Once new materials have been through the preparation processes, they are allocated to the regions which in turn distribute them to the public libraries under their jurisdiction. Public librarians may select new books from their regional libraries. Regional librarians also visit the public libraries in their regions to provide new library material, do collection building as well as assist with weeding of old and redundant stock and to undertake stock takes.

Public library service points

The division of library service points into new control areas is shown in the table below.

Service points per control area (as at 31 March 2016)

Control Areas	Libraries	Depots	Mini libraries	Total
Cape Winelands and Overberg	57	10	13	80
Eden and Central Karoo	62	2	20	84
Metropole	104	5	0	109
West Coast	63	8	21	92
Total	286	25	54	365

Library service points are distributed over the 15 regions as follows:

Libraries per region (as at 31 March 2016)

	Libraries	Depots	Mini libraries	Total
Cape Winelands and Overberg				
Hermanus	18	5	1	24
Swellendam	23	1	5	29
Worcester	16	4	7	27
Total	57	10	13	80
Eden and Central Karoo				
Beaufort West	9	0	5	14
George	23	2	2	27
Mossel Bay	19	0	10	29
Oudtshoorn	11	0	3	14
Total	62	2	20	84
West Coast				
Saldanha	28	1	4	33
Stellenbosch	17	6	13	36
Vanrhynsdorp	18	1	4	23
Total	63	8	21	92
Metropole				
Blaauwberg	8	0	0	8
Cape Town	33	0	0	33
False Bay	15	1	0	16
Southern	20	2	0	22
Tygerberg	28	2	0	30
Total	104	5	0	109
Grand total	286	25	54	365

New library facilities and upgrades (2015/2016)

	Library	Municipality	Region	Opening date
New libraries	Kuyasa	City of Cape Town	Tygerberg	January 2016
New mini libraries	Wagenmakersvallei Volmoed Eluxolweni Klaasvoogds	Drakenstein Oudtshoorn Overstrand Langeberg	Stellenbosch Oudtshoorn Hermanus Swellendam	April 2015 August 2015 September 2015 September 2015
New library buildings	Vredenburg	Saldanha	Saldanha	April 2015
Library upgrades	Slanghoek Hangberg	Breede Valley City of Cape Town	Worcester Southern	December 2015 March 2016

Libraries per district municipality (2014–2015)

Districts	Population size 2014*	Library service points 2014†	Ratio 2014	Population size 2015*	Library service points 2015†	Ratio 2015
Cape Winelands	835 135	71	1: 11 599	866 225	75	1: 11 549
Central Karoo	72 673	14	1: 5 190	74 246	15	1: 4 949
City of Cape Town	3 913 830	109	1: 36 285	4 004 794	109	1: 36 741
Eden	595 886	69	1: 8 586	611 279	70	1: 8 732
Overberg	275 923	40	1: 6 898	286 786	40	1: 7 169
West Coast	419 891	57	1: 7 366	436 403	56	1: 7 792
Western Cape	6 118 338	360	1: 16 948	6 299 733	365	1: 17 259

*Stats SA Census 2011; †Stats SA Community Survey 2016

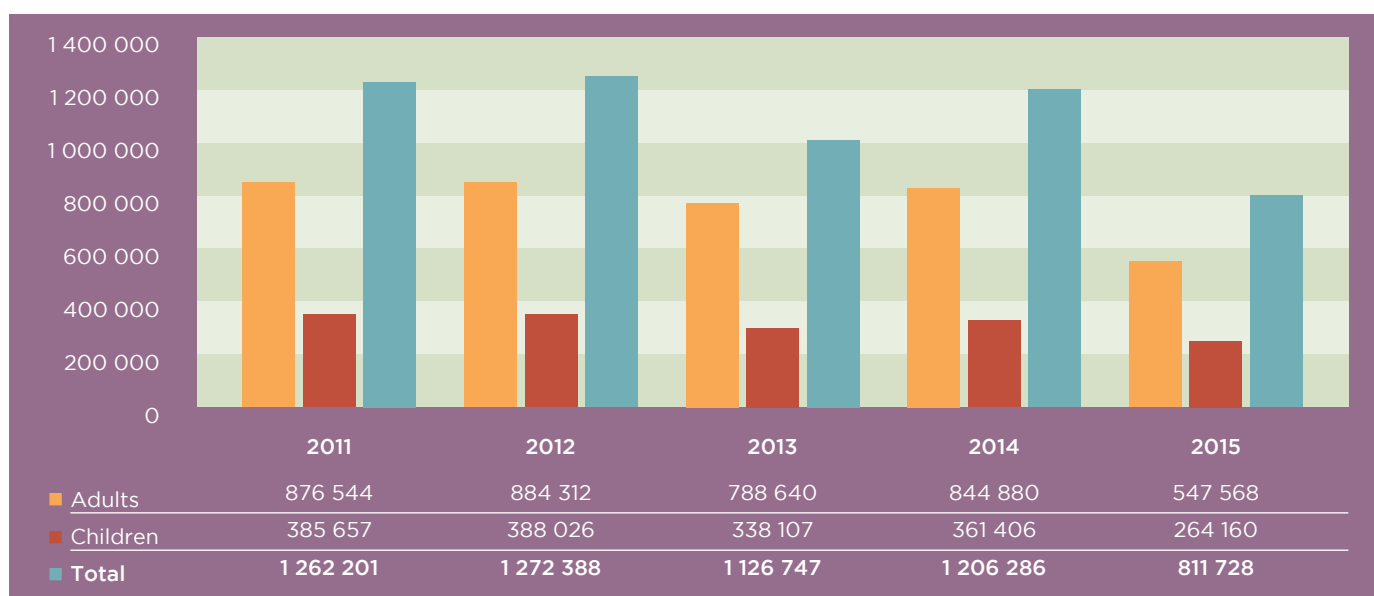
Statistics

The following statistics are provided for the 2015 calendar year. Statistics in the attached tables for each region are indicated according to the three former control areas, as these were still operational as such in 2015.

Membership

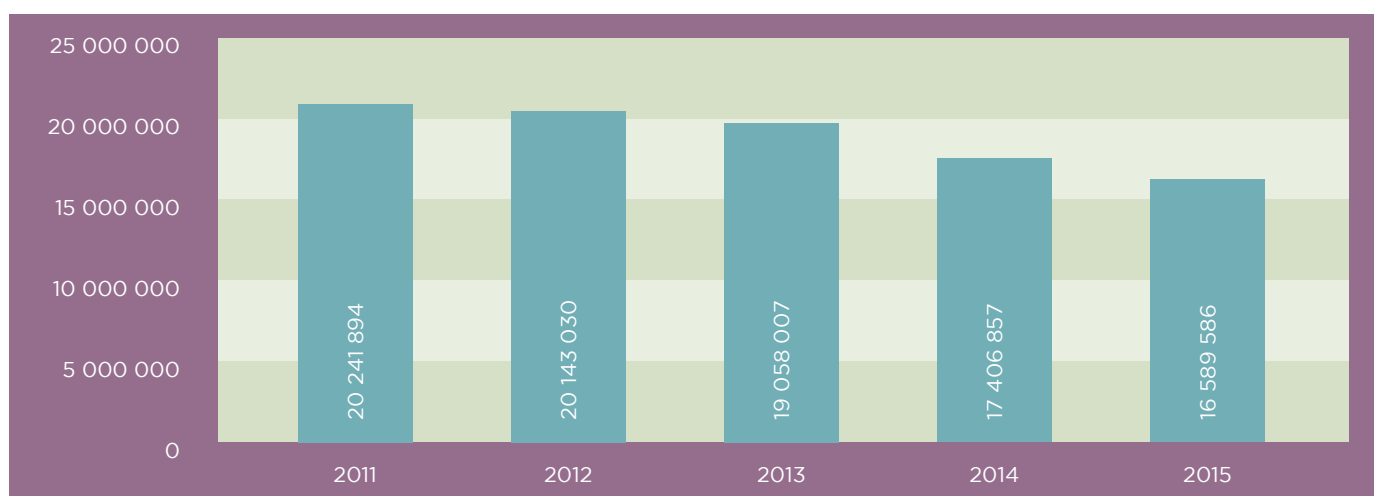
Reregistration of public library members on the library management system SLIMS powered by Brocade has resulted in a temporarily drop in membership numbers as the system only recognises active library members.

Membership of public libraries (2011–2015)



Annual circulation

Circulation of books and periodicals (2011-2015)



Annual circulation of books per genre (2011 – 2015)

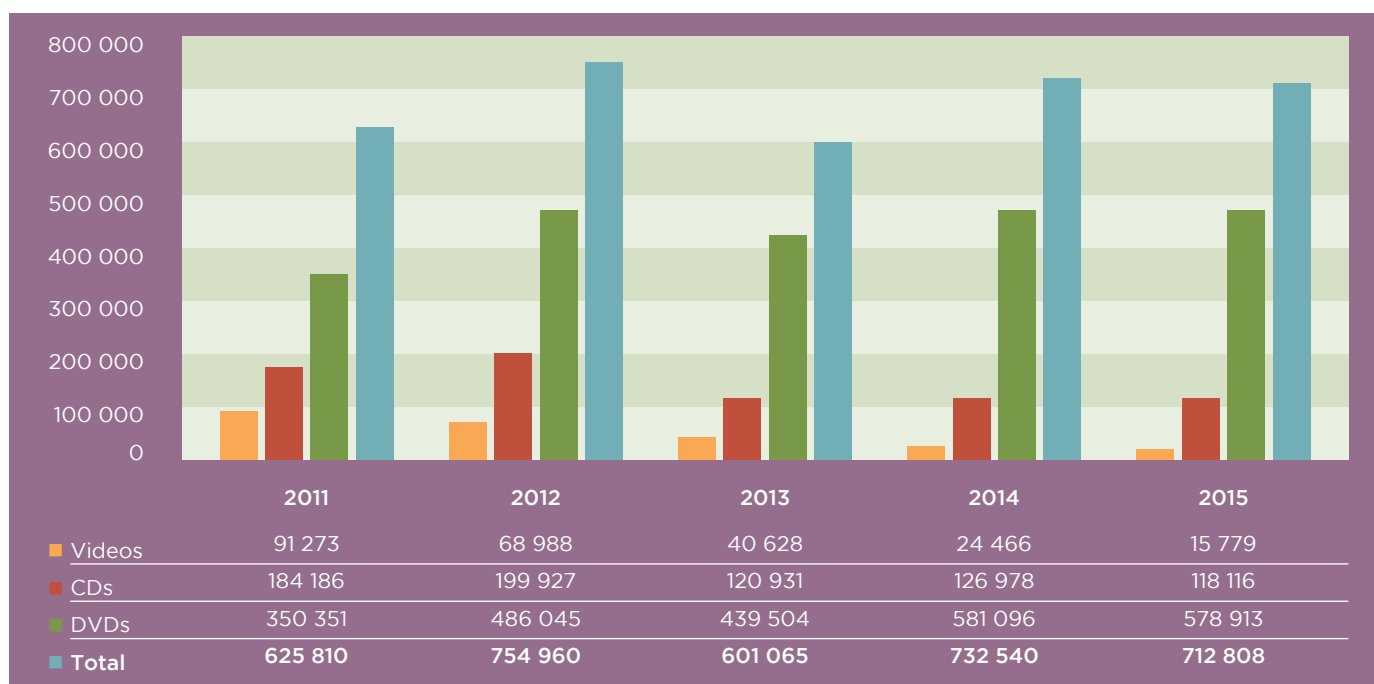
Year	AF	EF	Adult isiXhosa	NF	AJF	EJF	Children isiXhosa	JNF	Periodicals
2011	6 425 741	4 973 733	53 476	2 114 989	2 178 765	2 937 088	97 789	832 753	627 560
2012	6 305 185	4 869 927	44 475	2 070 567	2 251 195	3 041 795	110 667	832 590	616 629
2013	5 845 475	4 597 545	48 421	1 916 354	2 240 197	2 940 162	111 579	771 554	586 720
2014	5 395 576	4 133 335	35 483	1 640 056	2 120 014	2 751 376	90 030	698 539	542 448
2015	5 073 865	3 964 232	32 548	1 511 644	2 037 289	2 740 719	96 057	630 324	502 908

Libraries with highest non-fiction usage (2014 – 2015)

2014	% usage
Wandsbeck Mini Library	43
Central	41
Khayamandi	38
Weltevreden	38
Harare Square	38
Masakhane	35
Langa	35
Hopefield	35
Pelican Park	34
Gugulethu	34
Philippi East	34
Moses Mabhida	33
Kulani	30
Crossroads	30
Brown's Farm	29

2015	% usage
Khayamandi	52
Malgas Mini Library	49
Wandsbeck Mini Library	43
Central	42
Masakhane	37
Langa	37
Philippi East	35
Avontuur Mini Library	32
Pelican Park	32
Nazeema Isaacs	31
Harare Square	31
Brown's Farm	30
Crossroads	29
Gugulethu	29
Simon's Town	29

Circulation of audiovisual library material (2011–2015)



Circulation statistics per municipality (2014–2015)*

Municipality	2014	2015
City of Cape Town	10 434 486	10 014 194
Drakenstein	755 296	589 943
Overstrand	623 334	516 616
George	538 072	475 529
Mossel Bay	507 212	461 468
Swartland	495 366	433 649
Hessequa	473 167	384 092
Breede Valley	424 925	376 423
Saldanha Bay	385 642	336 373
Langeberg	374 755	336 373
Stellenbosch	341 772	316 742
Knysna	313 310	301 197
Berg River	289 623	298 158
Oudtshoorn	274 825	256 304
Theewaterskloof	267 989	249 605
Witzenberg	267 307	227 815
Matzikama	215 956	204 972
Cape Agulhas	180 115	186 391
Beaufort West	167 480	168 792
Bitou	164 144	152 238
Swellendam	151 802	144 727
Cederberg	135 691	126 183
Kannaland	109 569	106 685
Prince Albert	88 525	81 830
Laingsburg	35 620	29 184

Libraries with the highest circulation figures (2014–2015)

2014	Circulation	2015	Circulation
Bellville	633 715	Brackenfell	570 549
Brackenfell	552 444	Bellville	530 867
Somerset West	506 211	Durbanville	461 079
Fish Hoek	435 799	Somerset West	437 219
George	387 046	Fish Hoek	425 618
Durbanville	342 495	George	328 218
Table View	292 724	Strand	320 684
Paarl	281 701	Table View	303 773
Central	273 690	Paarl	286 073
Goodwood	261 260	Central	278 460
Strand	258 609	Claremont	261 738
Edgemead	254 363	Edgemead	255 260
Claremont	251 591	Goodwood	251 186
Hermanus	236 575	Meadowridge	249 617
Tyger Valley	233 538	Hermanus	222 395

Library stock totals

The stock total in this review period was 6,487,083 and includes books, periodicals, art works, games, maps and audiovisual material. The figures represent the stock of the 15 regional libraries, General Stacks at head office and the Central Reference Collection. The total value of the stock items held in all Western Cape public libraries was R461,709,876 at the end of the 2015/16 financial year.

*These figures do not include those of library depots as they do not fall under the jurisdiction of municipalities

Stock totals according to regions (2014–2015)

Regions	2014
Tygerberg	792 750
Other (Hospital Street Depot, Central Reference Collection and General Stacks)	553 679
False Bay	481 968
Southern	471 981
Saldanha	440 910
Swellendam	436 370
Stellenbosch	424 204
George	371 877
Mossel Bay	363 302
Worcester	356 216
Cape Town	343 951
Vanrhynsdorp	313 847
Hermanus	313 618
Blaauwberg	312 436
Oudtshoorn	296 348
Beaufort West	221 607
Total	6 495 064

Regions	2015
Tygerberg	750 585
Other (Hospital Street Depot, Central Reference Collection and General Stacks)	611 830
False Bay	454 227
Southern	436 788
Saldanha	436 765
Swellendam	431 863
Stellenbosch	424 535
George	386 505
Mossel Bay	374 181
Cape Town	358 719
Worcester	347 248
Hermanus	326 715
Vanrhynsdorp	309 639
Oudtshoorn	303 645
Blaauwberg	302 874
Beaufort West	230 964
Total	6 487 083

MUNICIPAL SUPPORT SERVICES

The Municipal Support Services sub-directorate's responsibility is the management of the Conditional Grant for Community Libraries, Municipal Replacement Funding and the Metro Library Grant, which are aimed at supporting library services at municipal level. This includes the allocation and transfer of funds and the monitoring of the spending by municipalities, as well as assisting municipalities in capacity building regarding the management of these funds. The functions of the sub-directorate are managed by two sections: Municipal Funding and Public Library Enhancement.

Municipal Funding

The purpose of the Conditional Grant for Community Libraries is to transform urban and rural community library infrastructure, facilities and services through a recapitalised programme at national, provincial and local government level.

The Department of Cultural Affairs and Sport received R158,469,000 from the national Department of Arts and Culture during the 2015/16 financial year. From this budget R142,374,000 was transferred to 25 municipalities in the province to pay for public library staff, purchase furniture and equipment, build new libraries and upgrade and maintain existing libraries.

Public Library Enhancement

The Public Library Enhancement section is responsible for projects, mostly funded by the Conditional Grant for Libraries, including new libraries, library upgrades, the Rural Libraries Connectivity Project (RLCP), the implementation of the Mzansi Libraries Online project and co-operating with the provincial Broadband Initiative. Some projects are centrally managed and some are managed in collaboration with municipalities.

Conditional Grant

The following two tables show the allocation of Conditional Grant funding (Table A) and the activities financed by the fund (Table B).

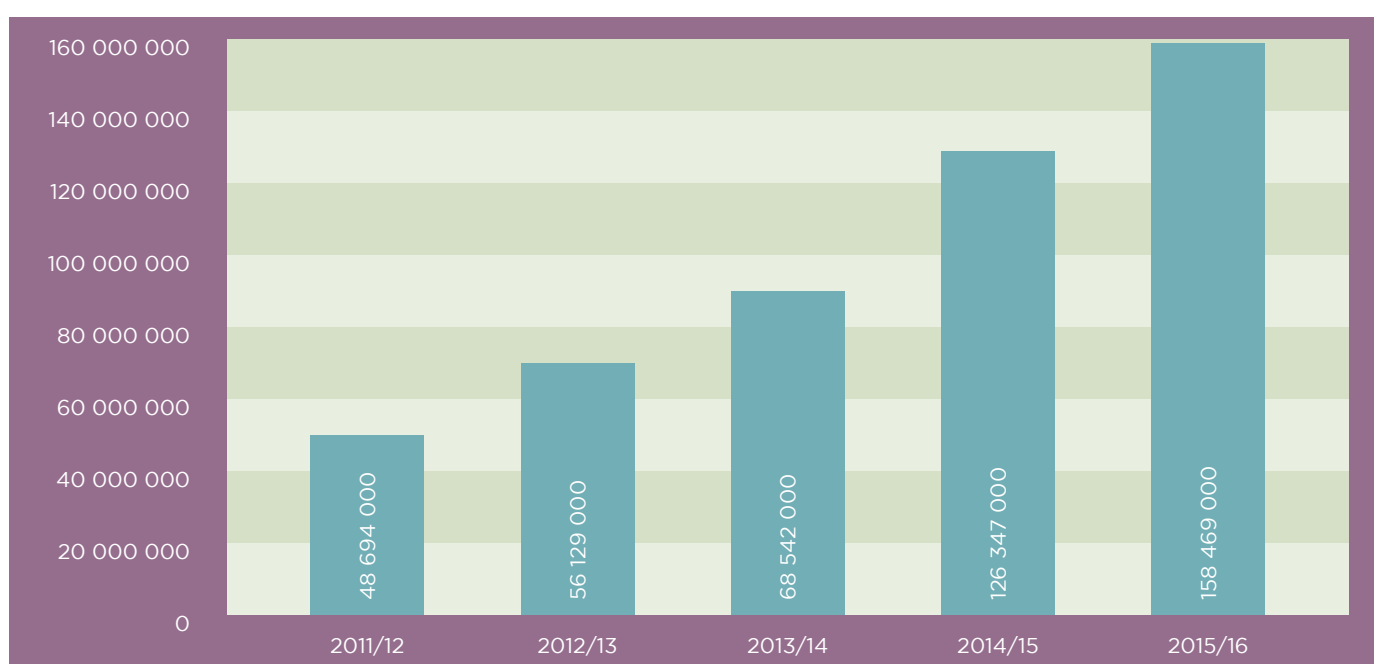
Table A: Allocation of Conditional Grant funding 2015/16

Total allocation of Conditional Grant	158 469 000
Total transfers of monies to municipalities (staff, new libraries, library upgrades, maintenance and furniture)	142 374 000
Library material purchased	3 912 000
ICT infrastructure	5 319 000
South African Library for the Blind project	1 000 000
Grant management in the department (running costs: staff, goods and services)	5 864 000

Table B: Activities financed by Conditional Grant funding 2015/16

Number of library material items purchased	56 403	Number of libraries with ICT infrastructure (new and refreshed, installed)	Refreshed — 20 New sites — 15
New libraries built	2	Number of book detection systems funded for libraries	20
Existing libraries upgraded	3	Number of cooperative projects with South African Library for the Blind funded to establish special services for the visually impaired	1
Number of staff in public libraries funded	650	Number of public libraries with Internet access (cumulative)	215
Number of new mini libraries established	4		
Number of municipalities receiving transfer payments	25		

Conditional Grant Budget 2011/12–2015/16



The unfunded mandate for libraries in the municipalities listed below (classified as B1- and B2-municipalities) has, for the first time, been addressed through Conditional Grant Funding during the 2014/15 financial year.

B1- and B2-municipalities

Breede Valley	Oudtshoorn
Drakenstein	Overstrand
George	Saldanha Bay
Knysna	Stellenbosch
Mossel Bay	

Municipal Replacement Funding

The aim of the Western Cape government's Municipal Replacement Fund (MRF) is to supplement municipal investment into library services and to sustain the future professional delivery and development of such services

in the fifteen B3-municipalities of the Western Cape. In the 2015/16 financial year R60,617,000 was received from the Provincial Treasury. Of this R58,500,000 was transferred to the 15 municipalities in three tranches.

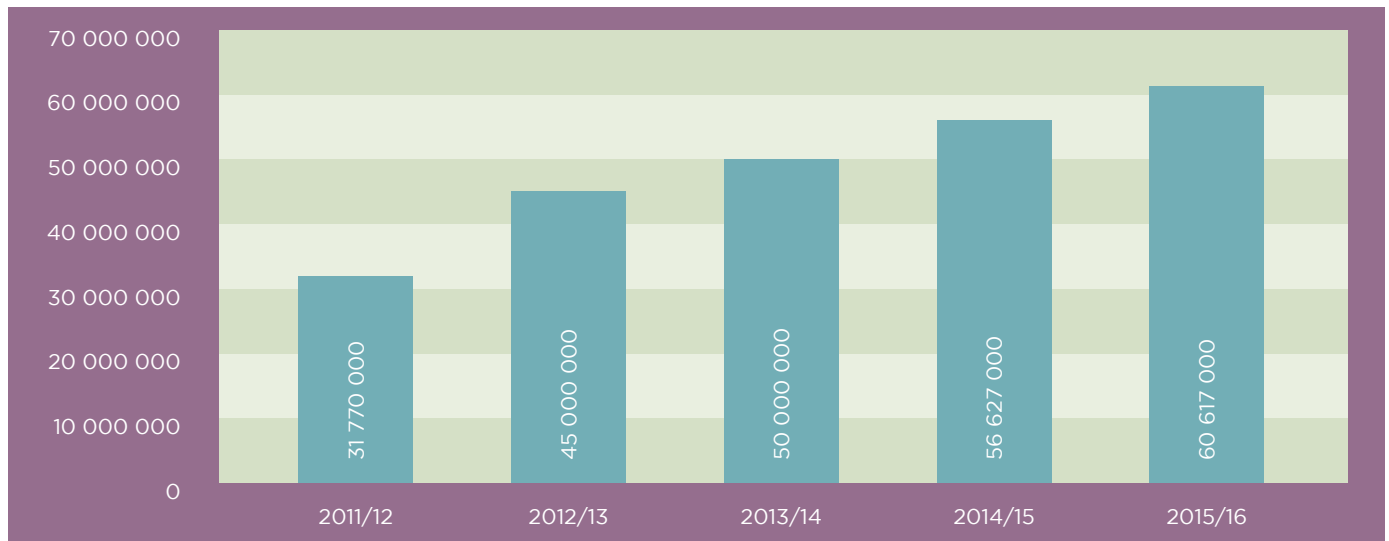
Budget (2015/16)

Budget	R60 617 000
Transfers to 15 municipalities	R58 500 000
Grant management (running costs: staff, goods and services)	R2 117 000

Activities funded by MRF (2015/2016)

B3-municipalities	15
Library staff remunerated by replacement	212
Monitoring visits	45

Municipal Replacement Funding Budget 2011/12–2015/16



The municipalities listed below are classified as B3-municipalities in the Western Cape and benefit from Municipal Replacement Funding:

B3-municipalities

Beaufort West	Langeberg
Berg River	Matzikama
Bitou	Prince Albert
Cape Agulhas	Swartland
Cederberg	Swellendam
Hessequa	Theewaterskloof
Kannaland	Witzenberg
Laingsburg	

Metro Library Grant

The Metro Library Grant is a new Western Cape government fund aimed at supplementing the City of Cape Town's spending on library infrastructure. In 2015/16 this grant amounted to R5,000,000 and the full amount was transferred.

CENTRAL ORGANISATION

The primary function of the WCLS is to provide library material to affiliated public libraries. This is done through a centralised system of selection, acquisition, cataloguing and processing of materials that are distributed to the public libraries via a network of regional libraries. The Central Organisation is responsible for the selection and acquisition, ordering, professional preparation and processing of library material, the management of the computerised library system, the financial administration and support services as well as reference services,

research, publication and promotion. The Central Organisation comprises four units, namely Selection and Acquisitions, Technical Services, Information Services and Library Administration Support Service.

Selection and Acquisitions

The Selection and Acquisitions Section provides a wide range of professionally reviewed material and manages a virtual budget for public and regional libraries to select their own library material. Professional librarians review books that are submitted twice a month for consideration by vendors registered on the Western Cape Supplier Database. A selection of titles is then reviewed, covering material in all three official languages of the Western Cape and includes all genres from bestsellers to literary fiction, non-fiction, study guides, reference material and children's books, et cetera. A bibliographic record is created for each reviewed item on the SITA Library Information Management System (SLIMS) database.

Two book selection meetings per month are held — one for children's books and one for adult books. Reviews of the titles to be considered are available online two weeks prior to the meeting and the actual books themselves are available for librarians to view and select at our head office. Each library in the Metropole Control Area is allocated a budget per meeting. Libraries in rural areas continue to give their input at the book selection meetings to their regional librarians who represent them at these meetings. In the period under review, a total of 4,897 books were reviewed and 22 book selection meetings were held.

After the book selection meetings, quantities and bibliographic details are checked, after which the signed requisitions are taken to the Orders Section where orders are placed with vendors.

While the emphasis is on the printed book, audio-visual material (CDs and DVDs) are also procured.

Selection and Acquisitions (2014–2015)

	2014	2015
Approval copies received	21 556	22 800
Adult book selection meetings	11	11
Juvenile book selection meetings	12	11
Book titles reviewed	4 367	4 897
Library material procured		
Books	191 976	251 851
Audiovisual	2 495	4 339
Total	194 471	256 190

Technical Services

Technical Services comprise the Computer, Cataloguing and Preparations Sections.

Computer Section

This section's main role is to help and support public libraries and provincial staff with library management software (SLIMS) and also other ICT problems. This section liaises with role players such as the State Information Technology Agency (SITA).

A total of 27 public libraries were connected by the Library Service to SLIMS during 2015. Most of the libraries in the Western Cape are now connected to this online operating system.

Cataloguing Section

The main function of the Cataloguing Section is to make an online catalogue available on SLIMS. It is therefore essential for staff to load information accurately in order to ensure the integrity of the database and the successful retrieval of information by library users. Original cataloguing for fiction books is done as it is faster to enter fiction titles on SLIMS than to download from WorldCat. Copy cataloguing of non-fiction titles is done from WorldCat. Cataloguers also assist public libraries with cataloguing.

Below are the numbers of items catalogued during the last five calendar years:

Selection and Acquisitions (2014–2015)

Item	2011	2012	2013	2014	2015
Books	3 753	5 545	9 719	7 040	5 999
CDs	13	44	0	0	86
CD-ROMs	0	0	0	0	1
Audio books	0	0	0	0	0
DVDs	48	237	622	0	75
Total	3 814	5 826	10 341	7 040	6 161

Preparations Section

The main purpose of the Preparations Section is the receipt, processing and dispatching of new library material. The activities range from the initial receipt of new library material to the final dispatch of weekly consignments to 15 regional libraries and the Central Reference Section (SN) within the Western Cape.

Below is an indication of the number of library material items processed for the last four calendar years:

Items processed (2012–2015)

	2012	2013	2014	2015
Items processed	332 217	277 531	246 527	312 169

Information Services

The main aim and purpose of Information Services is to provide support to internal sections, staff, regional libraries and public libraries. Information Services comprise three sections, namely Central Reference (SN), Publication and Promotions and Research.

Central Reference Section (SN)

The Central Reference Section, better known as SN, comprises five collections, namely the reference collection, film collection, art collection, music collection and audiovisual collection. The function of this section is to provide specialised information and information resources from the central reference collection, which consists of 59,686 books, via the 15 regional libraries to the 365 public libraries in the Western Cape. This entails managing of information and sourcing of requests from the stock in the section as well as from other institutions via the SABINET system. Another core function is dealing with ready reference queries, mainly for school projects, as well as providing reading material and audiovisual material such as videos, films, DVDs, CDs and language courses. The stock-building policy of this section is based on providing resources containing specialised information.

Stock totals and circulation (2014–2015)

	Stock 2014	Circulation 2014	Stock 2015	Circulation 2015
Central Reference	59 604	1 766	59 686	1 344
Audiovisual collection (DVDs, films and videos)	10 521	553	9 763	787
Music collection	7 079	57	7 330	56
Art collection	4 722	8	4 725	165
Total	81 926	2 384	81 504	2 352

Publication and Promotions

The main aim and purpose of the Publication and Promotions Section is to promote the use of public libraries and their services in the Western Cape. In addition, this section is also responsible for promoting library usage and creating a culture of reading by providing promotional material to public libraries as well as by presenting events such as Library Week, National Book Week and other projects.

Budget (2013/14–2015/16)

2013/14	R1 260 000
2014/15	R740 000
2015/16	R 980 000

Cape Librarian

Six issues of the Cape Librarian were produced during 2015 with a special 64-page edition in honour of WCLS's 60th anniversary. The distribution list of the magazine was completely updated and expanded to include key staff in other government departments and LIS schools as well as well-known authors and personalities in the book world.

60th anniversary of the Library Service

The Publication and Promotions Section was responsible for planning, preparing and staging the 60th birthday celebrations of the Western Cape Library Service.

In preparation for the event, the following projects were undertaken:

- portraits of all past and the present directors were sourced, framed and displayed on the third floor at Head Office
- a permanent historical display of memorabilia of the different sections of the Library Service was set up in the foyer of the old second entrance in Hospital Street
- ten framed collages of historical photographs of former and long-serving staff members and of activities in the different sections and regions as well as historical documents were mounted on the walls in the foyer of the second floor
- a framed collage depicting the different phases of the construction of the Library Service's building was displayed at the main entrance of the Library Service's building and now forms part of a permanent display.



Africa Day 2015

The Library Service once again celebrated Africa Day in all its libraries. The focus was on targeting communities with African foreigners. Specific outcomes for this project included the design of a poster, displaying African art, an African writers' exhibition, face painting, film shows and the distribution of promotional material, such as balloons and colouring-in pages. Specific libraries organised activities by local African authors, dancers and African craft demonstrations.

Year planner 2016

A year planner for 2016 was produced and distributed to all public libraries in the Western Cape as well as stakeholders in the LIS environment.

Library Week 2015

To inculcate and promote a culture of reading, library usage, and lifelong learning, the Library Service participates annually in the national Library Week event in collaboration with the Library and Information Association of South Africa (LIASA). This year the Library Service, together with Matzikama Municipality, hosted National Library Week 2016 at the Maskam Mall on the West Coast. The theme for 2016 was *#libraries4lifelonglearning*. Promotional material comprising library bags, posters and bookmarks were provided to public libraries during Library Week, thus enabling librarians to organise promotional activities for the communities which they serve.

Cultural Affairs Awards

During 2015/16 the Library Service was part of the team that organised the annual Cultural Affairs Awards event together with other directorates from the Department of Cultural Affairs and Sport. The awards celebrate the rich and vibrant cultural landscape of the Western Cape by recognising achievements in the fields of language, arts and culture, heritage, museums, geographical names, libraries and archives.

The following Western Cape libraries won awards:

Best Public Library: Children's Services	Mount Pleasant Library, City of Cape Town
Best Public Library: Youth Services	Kensington Library, City of Cape Town
Best Small Public Library	Prince Albert Library, Prince Albert Municipality
Best Medium Public Library	Masiphumemele Library, City of Cape Town
Best Large Public Library	Bellville Public Library, City of Cape Town

National Book Week 2015

National Book Week — a joint project by the South African Book Development Council (SABDC) and the

Department of Arts and Culture — was introduced in 2011 to celebrate books and the love of reading.

The Western Cape Library Service hosted a satellite National Book Week event in the George area from 8 to 10 September 2015. Reading related programmes were rolled out from 8 to 9 September 2015 at Thembaletu Mall and at Pacaltsdorp Library as well as George Civic Centre on 10 September 2015.

Research Section

The Research Section of the Library Service undertakes research on library issues which are pertinent to public libraries and other role players in the Library and Information Science field. It also sources and makes accessible management information and collates annual statistics of all 365 affiliated libraries.

Information Management

The following resources were developed in the section to support staff and management functions:

- twenty three contact lists relevant to the LIS field, including a list of standardised spelling of all library names
- a catalogue of images of all Western Cape library buildings
- a slide presentation of the history of the Library Service
- an e-index for historical pictures and information on individual libraries in past issues of the *Cape Librarian* and previous annual reports.

Library atlas

Close cooperation with the Centre for e-Innovation / EGA / Corporate GIS at the Department of the Premier and the Department of Cultural Affairs and Sport (DCAS) led to the creation of the new Internet-based map for all public facilities under management of DCAS. Libraries form the biggest group of facilities mapped out this way and their exact geographical location as well as other relevant details, including opening hours, can now be accessed on the DCAS website.

Library, Literature and Information Science database (LLIS)

The section is tasked with making the LLIS online database (hosted by EBSCO) accessible to all Library Service staff as well as staff and users of all Western Cape libraries who seek professional guidance or want to conduct research in the Library and Information Science (LIS) field.

Usage statistics show that the database was well used during its third year of subscription. A far larger number of users now have access to professional literature in the LIS field and students in this field can do their research at their public library via the 470 professional journals made available online.

Usage (2014–2015)

Period	Sessions	Searches	Full text	Abstract
2014	96	417	135	260
2015	137	748	230	361

Library Administration Support

The new Library Administration Support Section was established in January 2016. The section will be responsible for the effective management of the budget of the Library Service through monitoring its cash flow and spending trends in order to ensure a smooth financial year-end. Other functions of the section will be the procurement of goods and services and the regular payment of invoices. Building and vehicle inspections at the regional offices will be undertaken to ensure that all defects, risks and threats are identified and reported. The section will also support staff with all Human Resources queries.

Staff 2014–2015

	2014	2015
Permanent	170	178
Contract	2	1
Interns	14	10
EPWP	37	42
Total	223	231

Registry Section


The Registry Section is responsible for keeping all records and for the management of all files and documents of the Library Service. This section must ensure that all procedures, rules and regulations as well as legislation pertaining to records management are adhered to.

SUMMARY OF STATISTICS

	2014	2015
Western Cape population	6 116 300	6 279 733
Public libraries in the Western Cape	361	365
Registered library users of public libraries	1 206 286	811 728
Book and periodical circulation	17 406 857	16 589 586
Audiovisual circulation	732 540	712 808
Library items circulated	18 139 397	17 302 394
Items of library material in provincial stock	6 495 064	6 487 083
Visits to libraries by provincial staff	1 516	1 516
New library material items processed	246 527	312 169
Training programmes to public libraries	26	27
Periodical subscriptions	6 433	6 154
Municipalities served	25	25
Regions	15	15
Promotional projects	12	12
Items of library material procured (books and audiovisual)	191 976	251 851



OVERVIEW OF THE WESTERN CAPE LIBRARY SERVICE 2015/16



Established in 1955



Biggest public library network in Africa



REGISTERED LIBRARY USERS

811,728 of 6,279,733
Western Cape inhabitants

365 library service points received ongoing professional support

5 new library service points established


6,487,083 library items in stock

6,154 periodicals and newspapers subscribed to on behalf of public libraries

256,190 new library items procured: books and audiovisual material



Free access to the professional Library, Literature and Information Science online database



17,302,394
library items circulated




The **Cape Librarian**, a professional Library and Information Science journal produced since 1957



R310,136,000 spent on library staff, upgrades and new library facilities



Specialised research and reference support for public libraries



Access to a rare collection of 16mm films



319 libraries provided free Internet access to their users

Jaarorsig 2015/16

Wes-Kaapse Biblioteekdiens

Oorsig	18	Munisipale Ondersteuningsdienste	25
Begroting	20	• Munisipale befondsing	25
Streekorganisasie	21	• Openbare Biblioteekverbetering	25
• Openbare biblioteekdienspunte	21	• Voorwaardelike Toekenning	
• Dienspunte per beheergebied		• Munisipale Vervangingsbefondsing	
• Biblioteke per streek		• Metro Biblioteektoekenning	
• Nuwe biblioteekfasiliteite en opgraderings		Sentrale Organisasie	27
• Biblioteke per distriksmunisipaliteit		• Keuring en Aankope	27
• Statistiek	22	• Tegniese Dienste	28
• Lidmaatskap		• Rekenaarafdeling	
• Jaarlikse sirkulasie		• Katalogiseringsafdeling	
• Boeke en tydskrifte		• Voorbereidingsafdeling	
• Boeke per genre		• Inligtingsdienste	28
• Gebruik van nie-fiksie		• Sentrale Naslaanafdeling (SN)	
• Sirkulasie van oudiovisuele materiaal		• Publikasie- en Promosiesafdeling	
• Biblioteke met die hoogste sirkulasiesyfers		• Navorsingsafdeling	
• Sirkulasie per munisipaliteit		• Steundiens vir Biblioteekadministrasie	31
• Totale biblioteekvoorraad		• Registrasie	31
		Opsomming van statistiek	31

Bestuur

Direkteur Cecilia Sani

Sentrale Organisasie

• Adjunkdirekteur Theresa Caroline
• Assistentdirekteur, Inligtingsdienste Neville Adonis
• Assistentdirekteur, Boekkeuring Johanna de Beer
• Assistentdirekteur, Tegniese Dienste Bradley Meyer
• Assistentdirekteur, Steundiens vir Biblioteekadministrasie Monique Coerecuis

Streekorganisasie

• Adjunkdirekteur Stefan Wehmeyer
• Assistentdirekteur, Kaapse Wynland en Overberg Beheergebied Steven Andries
• Assistentdirekteur, Eden en Sentraal-Karoo Beheergebied Ronel Mouton
• Assistentdirekteur, Weskus Beheergebied Selvyn Booysen
• Assistentdirekteur, Metropool Beheergebied Leonard Fortuin

Munisipale Ondersteuningsdienste

• Adjunkdirekteur Pieter Hugo
• Assistentdirekteur, Munisipale Befondsing Mbulelo Simema
• Assistentdirekteur, Openbare Biblioteekverbetering Bronwen Erasmus

OORSIG

Visie van die Departement van Kultuursake en Sport

'n Sosiaal-inklusiewe, kreatiewe, aktiewe en gekonnekteerde Wes-Kaap.

Missie van die Departement van Kultuursake en Sport

Om uitnemendheid en inklusiwiteit in sport en kultuur aan te moedig deur die effektiewe, bekwame en volhoubare gebruik van ons hulpbronne, en deur kreatiewe vennootskappe met ander. In sy strewe na uitnemendheid sal die Departement die geleenthede skep vir toegang en massadeelname, talent-identifikasie en ontwikkeling van vaardighede.

Strategiese doelwitte, oogmerke en funksies van die Wes-Kaapse Biblioteekdiens

Binne die raamwerk van die Departement se visie en missie is die strategiese doelwitte van die Wes-Kaapse Biblioteekdiens:

- om biblioteekdienste vir alle inwoners van die Wes-Kaap te ondersteun en te verbeter
- om 'n volhoubare biblioteek- en inligtingsdiens te ontwikkel, transformeer en te bevorder. Dit dra by tot nasiebou, goeie bestuur, sosiale insluiting en menslike kapitale ontwikkeling en volhoubare ekonomiese groei en geleenthede.

Die strategiese oogmerke van die Wes-Kaapse Biblioteekdiens is om munisipaliteite te help in die lewering van openbare biblioteekdienste in die Wes-Kaap en sodoende biblioteek- en inligtingsdienste te verskaf wat:

- gratis, regverdig en toeganklik is
- in die inligting-, lees- en leerbehoefes van mense voorsien
- 'n kultuur van lees, biblioteekgebruik en lewenslange leer bevorder.

Die Wes-Kaapse Biblioteekdiens se primêre funksies is:

- om nuwe biblioteekmateriaal aan te skaf
- om biblioteekmateriaal professioneel te prosesseer
- om biblioteekmateriaal en toerusting sowel as professionele leiding aan openbare biblioteke te verskaf
- om te verseker dat die versamelings in die 365 biblioteke relevant en opgedateer bly
- om voortdurend 'n behoefte-analise te onderneem en opleidingsprogramme te verskaf by die Streekorganisasie in konsultasie met openbare biblioteke
- om die gebruik van biblioteekmateriaal te bevorder

- om 'n gespesialiseerde inligtingsdiens deur die Sentrale Naslaanafdeling te verskaf en om relevante navorsing te onderneem
- om 'n gerekenariseerde biblioteek- en inligtingstelsel in stand te hou.

Addisionele funksies:

- dit handhaaf en brei die Uitgebreide Plattelandse Biblioteekdiensprojek (mini-biblioteke) uit na voorheen benadeelde gemeenskappe wat geen biblioteekfasiliteite het nie. (Dit vorm deel van die Voorwaardelike Toekenning vir Gemeenskapsbiblioteke-projek)
- dit bevorder Inligting en Kommunikasietegnologie (IKT) om dienste te verbeter deur middel van die Plattelandse Biblioteke Internet Verbindingsprojek
- dit fasiliteer die uitrol van die Wes-Kaapse regering se Breëband Inisiatief (BBI)
- die implementering van die Mzansi Biblioteke Aanlynprojek, waarmee IKT-konnektiwiteit en personeelontwikkeling verseker word
- dit stel mini-biblioteke vir Blindes daar in bestaande biblioteke in samewerking met die Suid-Afrikaanse Biblioteek vir Blindes.

Wette, reëls, regulasies en provinsiale strategieë

Die volgende wetgewing het 'n uitwerking op die Wes-Kaapse Biblioteekdiens:

- **Grondwet van die Republiek van Suid-Afrika, 1996 (Wet 108 van 1996)**
Bylae vyf: 'Biblioteke (nasionale biblioteke uitgesluit) is eksklusief 'n provinsiale wetgewende bevoegdheid.'
- **Provinsiale Biblioteekdiens Ordinansie, 1981, Ordinansie 16 van 1981**
Die Wes-Kaapse Biblioteekdiens funksioneer steeds in ooreenstemming met Ordinansie 16 van 1981, wat aandui dat 'n gratis openbare biblioteekdiens die gesamentlike verantwoordelikheid is van die provinsiale biblioteekdiens en plaaslike owerhede. Die regulasies in die Grondwet soos hierbo genoem, het 'n vakuum gelaat deurdat plaaslike owerhede nie langer deur die wet verplig word om openbare biblioteekaktiwiteite te befonds nie, wat die sogenaamde onbefondste mandaat tot gevolg gehad het. Voorheen sou munisipaliteite fasiliteite oprig wat voldoen aan die minimum standaarde van die Biblioteekdiens, personeel aanstel en die biblioteek bestuur in ooreenstemming met provinsiale biblioteekdiensstandaarde. Die biblioteek sou egter onder die beheer van die plaaslike owerheid bly. Die Wes-Kaap spreek hierdie tekort aan deur die bestuur en kanalisering van die Voorwaardelike Toekenningsfonds vir Biblioteke, die Metro Biblioteektoekenning en die Munisipale Vervangingsfonds (MVW) aan gemeenskapsbiblioteke in die Wes-Kaap.

- Wes-Kaapse Talewet, 1998, Wes-Kaapse Taalbeleid, 2005

Die amptelike tale Afrikaans, Engels en isiXhosa moet gebruik word en hierdie tale geniet gelyke status.

Demografiese profiel van die Wes-Kaap

Bevolking	6 279 733
Bevolkingsgroepe	
• Kleurling	48.8%
• Swart	32.9%
• Wit	15.7%
• Indiër	1.0%
• Ander	1.6%
Huistaal	
• Afrikaans	49.6%
• isiXhosa	24.7%
• Engels	20.2%
• Ander	5.5%
Ouderdomsverspreiding	
• 0-4	9.2%
• 5-9	8.7%
• 10-19	17.1%
• 20-59	55.4%
• 60-100	9.6%
Werkloosheidkoers in die Wes-Kaap	20.6%
Internetverbinding	
• Inwoners met toegang tot Internet	68.3%
• Inwoners met toegang tot Internet tuis	20.3%
• Inwoners met toegang tot Internet by 'n biblioteek	16.7%
• Inwoners met toegang tot Internet by die werk	14.7%
• Inwoners met 'n rekenaar tuis	34.2%
• Inwoners met 'n selfoon tuis	93.1%
• Inwoners wat die Internet via selfoon bereik	52.4%
Grootte van die provinsie in km²	129 462
Totale bevolking van Suid-Afrika	55 653 654

StatsSA Sensus (2011); SA Kwartaalike Arbeidsmag Opname (2016); Stats SA Gemeenskap Opname (2016); Stats SA Halfjaarlike Bevolkingskatting, Augustus (2016)

Hoogtepunte

60ste herdenking van WKBD

Die Wes-Kaapse Biblioteekdiens het sy 60ste herdenking gevier met 'n spesiale funksie op 30 en 31 Julie 2015. Omvattende navorsing is vir hierdie geleentheid oor die geskiedenis van die organisasie gedoen. Alle huidige personeellede, afgetrede personeellede, vorige direkteurs en rolspelers in die biblioteekwêreld is uitgenooi na 'n rooitapyt-geleentheid wat die onthulling van die nuwe permanente geskiedkundige uitstalling in die ou tweede ingang van die gebou vanaf Hospitaalstraat, sowel as die eerste besigtiging van tien geraamde geskiedkundige fotokollages op die eerste verdieping, ingesluit het. Geraamde portrette van alle

vorige direkteurs is ook by die vieringe onthul.

Die Minister en die Hoof van die Departement van Kultuursake en Sport, me Anroux Marais en mnr Brent Walters, sowel as die Minister van Finansies in die Wes-Kaap, Dr Ivan Meyer, het die geleentheid as spesiale gaste bygewoon.

IFLA-Wêreldkongres in Kaapstad

Nog 'n hoogtepunt van die jaar was die International Federation of Library Associations (IFLA) se Wêreldkongres wat in Kaapstad aangebied is. Die tema van die kongres was *Dynamic libraries: Access, Development and Transformation*. Die Wes-Kaap kon sy aktiwiteite en prestasies ten toon stel by 'n stalletjie wat deur die Nasionale Biblioteek van Suid-Afrika geborg is en personeellede kon die verskillende aanbiedings en geleenthede bywoon en bibliotekarisse uit alle dele van die wêreld ontmoet.

Mondelinge Geskiedenis Inisiatief

Die Minister van die Departement van Kultuursake en Sport, Me Anroux Marais, het haar pas gekonseptualiseerde Mondelinge Geskiedenisprojek op 4 Desember 2015 in Hawston bekendgestel. Die projek, wat oor vyf jaar strek en 'n samewerking tussen die Wes-Kaapse Biblioteekdiens en die Wes-Kaapse Museumdiens is, is daarop gerig om lewensverhale van plaaslike gemeenskapslede sowel as plaaslike sportlegendes vas te vang en te dokumenteer en sodoende plaaslike geskiedenis vir toekomstige geslagte te bewaar. Die tweede bekendstelling van die projek is in Piketberg in die Bergrivier Munisipaliteit gehou. Die inisiatief sal oor die volgende vyf jaar in 'n geselekteerde gemeenskap in elke munisipaliteit bekendgestel word.

Steundiens vir Biblioteekadministrasie

Die nuwe afdeling Steundiens vir Biblioteekadministrasie is vroeg in 2016 gestig en alle operasionele funksies soos finansiële bestuur, batebestuur, menslike hulpbronne en algemene ondersteuningsdienste word nou in hierdie afdeling behartig met 'n assistentdirekteur aan die hoof daarvan.

Nuwe beheergebiede

In September 2015 is die Wes-Kaap se 365 biblioteekdienspunte onderverdeel in vier nuwe beheergebiede vir makliker administrasie. Dit is:

- Kaapse Wynland en Overberg Beheergebied
- Eden en Sentraal-Karoo Beheergebied
- Weskus Beheergebied
- Metropol Beheergebied.

Die kaart hiernaas dui die nuwe grense aan van elke beheergebied en die streke en munisipaliteite wat in elke beheergebied ingesluit is.



Senior personeelaanstellings

- Mnr Leonard Fortuin Assistentdirekteur, Metropol Beheergebied
- Mnr Selvyn Booyen Assistentdirekteur, Weskus Beheergebied
- Me Monique Coerecus Assistentdirekteur, Steundiens vir Biblioteekadministrasie.

Senior promosies

Me Nomaza Dingayo, direkteur, het die Wes-Kaapse Biblioteekdiens aan die einde van Desember 2015 na twaalf jaar verlaat om die pos as hoofdirekteur van Nasionale Argiewe en Biblioteke in Pretoria te aanvaar.

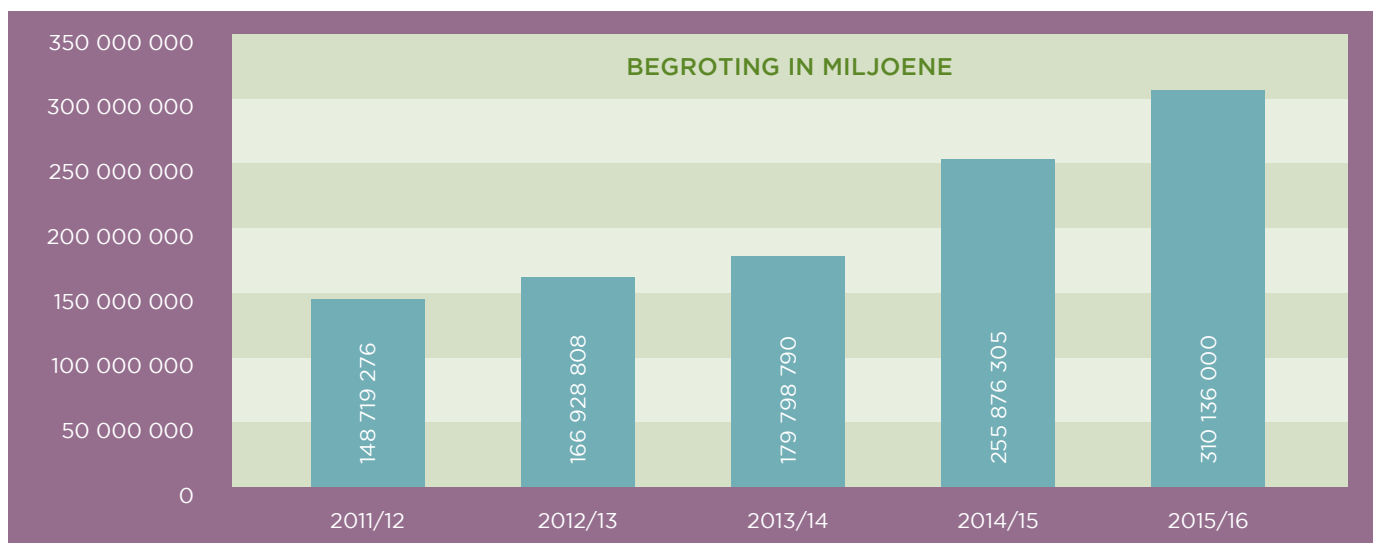
BEGROTING

Die uitgawes van die Biblioteekdiens vir die afgelope vyf jaar word gereflekteer in miljoene rande en verteenwoordig werklike uitgawes. Die uitgawes vir die 2015/16-boekjaar sluit in dié van die Voorwaardelike Toekenning en Munisipale Vervangingsfonds. Die eerste betaling van die nuutgestigte Metro Biblioteektoekenning, wat daarop gemik is om die Stad Kaapstad se uitgawes op biblioteek infrastruktuur aan te vul, is in die 2015/16-boekjaar ontvang.

Biblioteekdiensuitgawes 2015/16 (werklike uitgawes)

Biblioteekdiens	R86 050 000
Metro Biblioteektoekenning	R5 000 000
Munisipale Vervangingsfonds	R60 617 000
Voorwaardelike Toekenning	R158 469 000
Totaal	R310 136 000

Biblioteekdiens totale begroting (2011/12–2015/16)



STREEKORGANISASIE

Die hoof funksies van die streek is om biblioteekmateriaal en -toerusting aan openbare biblioteke te verskaf, om professionele leiding en opleiding aan openbare bibliotekarisse te gee en te help met die bou van biblioteekfasiliteite. Sodra nuwe materiaal deur die voorbereidingsprosesse is, word dit toegewys aan die streek wat dit op hul beurt weer aan die openbare biblioteke onder hul jurisdiksie toewys. Openbare bibliotekarisse mag nuwe boeke by hul streekbiblioteke kies. Streekbibliotekarisse besoek ook die openbare biblioteke in hul streek om nuwe biblioteekmateriaal te verskaf en om versamelings op te bou, sowel as om hulp te verleen met die uitdun van ou en oortollige voorraad en om voorraadopnames te doen.

Openbare Biblioteekdienspunte

Die verdeling van biblioteekdienspunte in nuwe beheergebiede word in die tabel hieronder aangedui.

Dienspunte per beheergebied (soos op 31 Maart 2016)

Beheergebiede	Biblioteke	Depots	Mini-biblioteke	Totaal
Kaapse Wynland en Overberg	57	10	13	80
Eden en Sentraal-Karoo	62	2	20	84
Metropool	104	5	0	109
Weskus	63	8	21	92
Totaal	286	25	54	365

Biblioteekdienspunte is soos volg versprei oor die 15 streek:

Biblioteke per streek (soos op 31 Maart 2016)

	Biblioteke	Depots	Mini-biblioteke	Totaal
Kaapse Wynland en Overberg				
Hermanus	18	5	1	24
Swellendam	23	1	5	29
Worcester	16	4	7	27
Totaal	57	10	13	80
Eden en Sentraal-Karoo				
Beaufort-Wes	9	0	5	14
George	23	2	2	27
Mosselbaai	19	0	10	29
Oudtshoorn	11	0	3	14
Totaal	62	2	20	84
Weskus				
Saldanha	28	1	4	33
Stellenbosch	17	6	13	36
Vanrhynsdorp	18	1	4	23
Totaal	63	8	21	92
Metropool				
Blaauwberg	8	0	0	8
Kaapstad	33	0	0	33
Valsbaai	15	1	0	16
Suid	20	2	0	22
Tygerberg	28	2	0	30
Totaal	104	5	0	109
Groototaal	286	25	54	365

Nuwe biblioteekfasiliteite en opgraderings (2015/2016)

	Biblioteek	Munisipaliteit	Streek	Openingsdatum
Nuwe biblioteke	Kuyasa	Kaapstad Metropol	Tygerberg	Januarie 2016
Nuwe mini-biblioteke	Wagenmakersvallei Volmoed Eluxolweni Klaasvoogds	Drakenstein Oudtshoorn Overstrand Langeberg	Stellenbosch Oudtshoorn Hermanus Swellendam	April 2015 Augustus 2015 September 2015 September 2015
Nuwe biblioteek geboue	Vredenburg	Saldanha	Saldanha	April 2015
Biblioteek opgraderings	Slanghoek Hangberg	Breedevallei Kaapstad Metropol	Worcester Suid	Desember 2015 Maart 2016

Biblioteke per distriksmunisipaliteit (2014-2015)

Distrikte	Bevolkingsgrootte 2014*	Biblioteekdienspunte 2014†	Ratio 2014	Bevolkingsgrootte 2015*	Biblioteekdienspunte 2015†	Ratio 2015
Kaapse Wynland	835 135	71	1: 11 599	866 225	75	1: 11 549
Sentraal-Karoo	72 673	14	1: 5 190	74 246	15	1: 4 949
Stad Kaapstad	3 913 830	109	1: 36 285	4 004 794	109	1: 36 741
Eden	595 886	69	1: 8 586	611 279	70	1: 8 732
Overberg	275 923	40	1: 6 898	286 786	40	1: 7 169
Weskus	419 891	57	1: 7 366	436 403	56	1: 7 792
Wes-Kaap	6 118 338	360	1: 16 948	6 299 733	365	1: 17 259

*Stats SA Sensus 2011; †Stats SA Gemeenskap Opname 2016

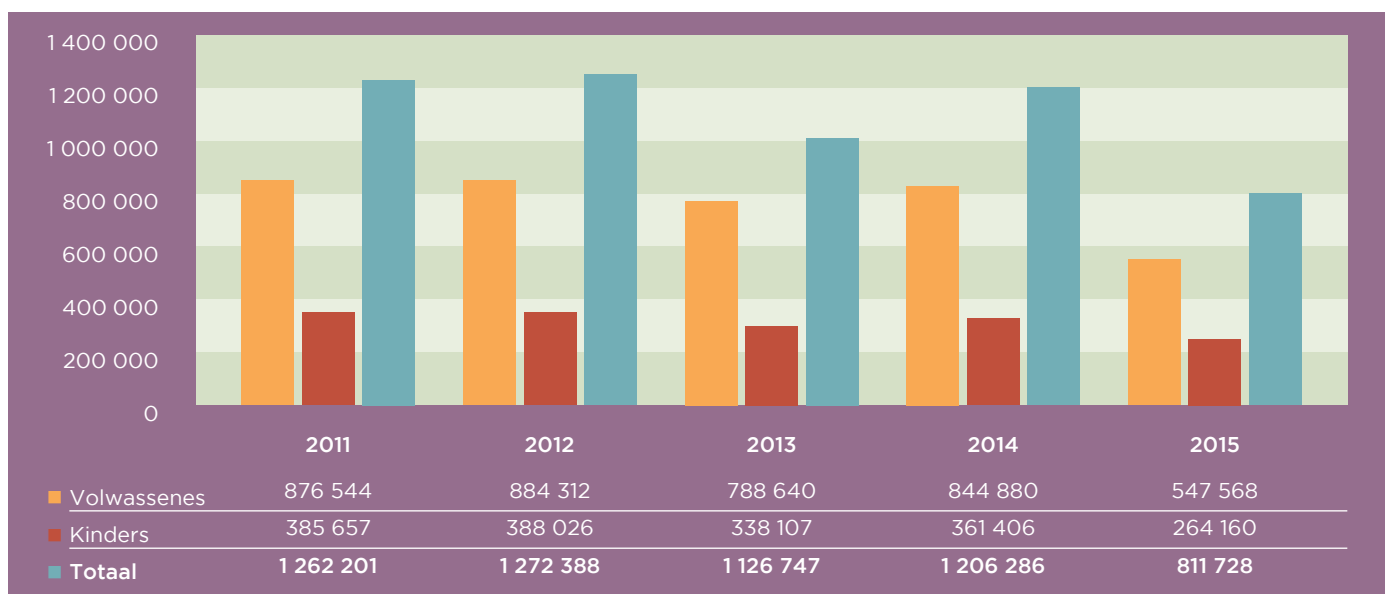
Statistiek

Die statistiek wat volg is vir die 2015 kalenderjaar. Statistiek in die aangehegte tabelle vir elke streek is nog verskaf volgens die drie vorige beheerareas, aangesien hulle nog as sulks operasioneel was gedurende die oorsigjaar.

Lidmaatskap

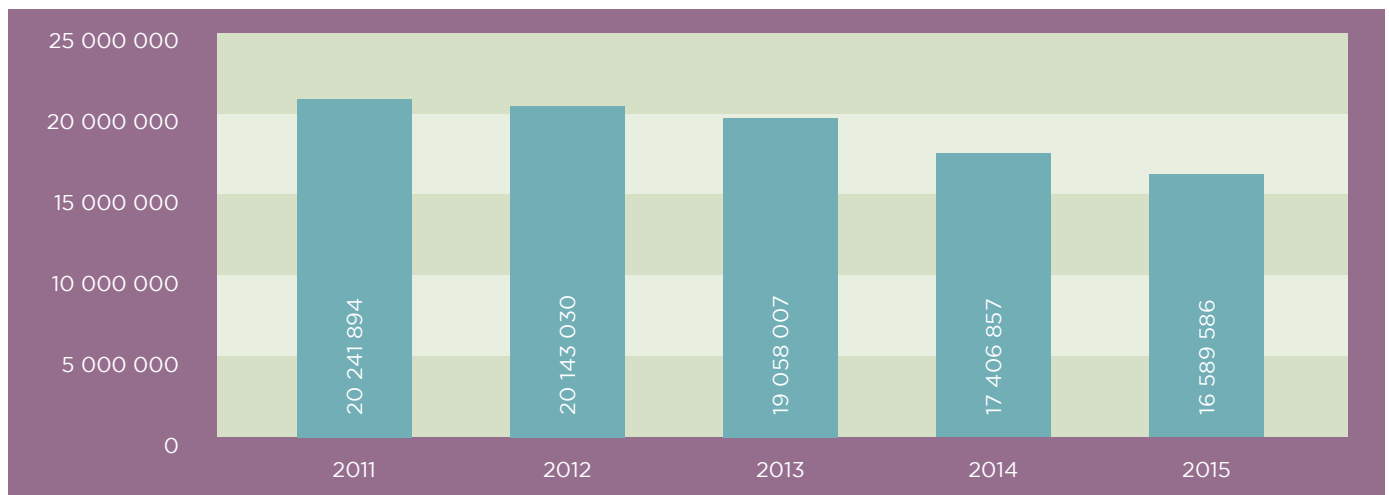
Herregistrasie van openbare biblioteeklede op die biblioteekbestuurstelsel SLIMS aangedryf deur Brocade het 'n tydelike daling in lidmaatskapgetalle tot gevolg gehad omdat die stelsel slegs aktiewe biblioteeklede aandui.

Lidmaatskap van openbare biblioteke (2011-2015)



Jaarlikse sirkulasie

Sirkulasie van boeke en tydskrifte (2011–2015)



Jaarlikse sirkulasie van boeke per genre (2011–2015)

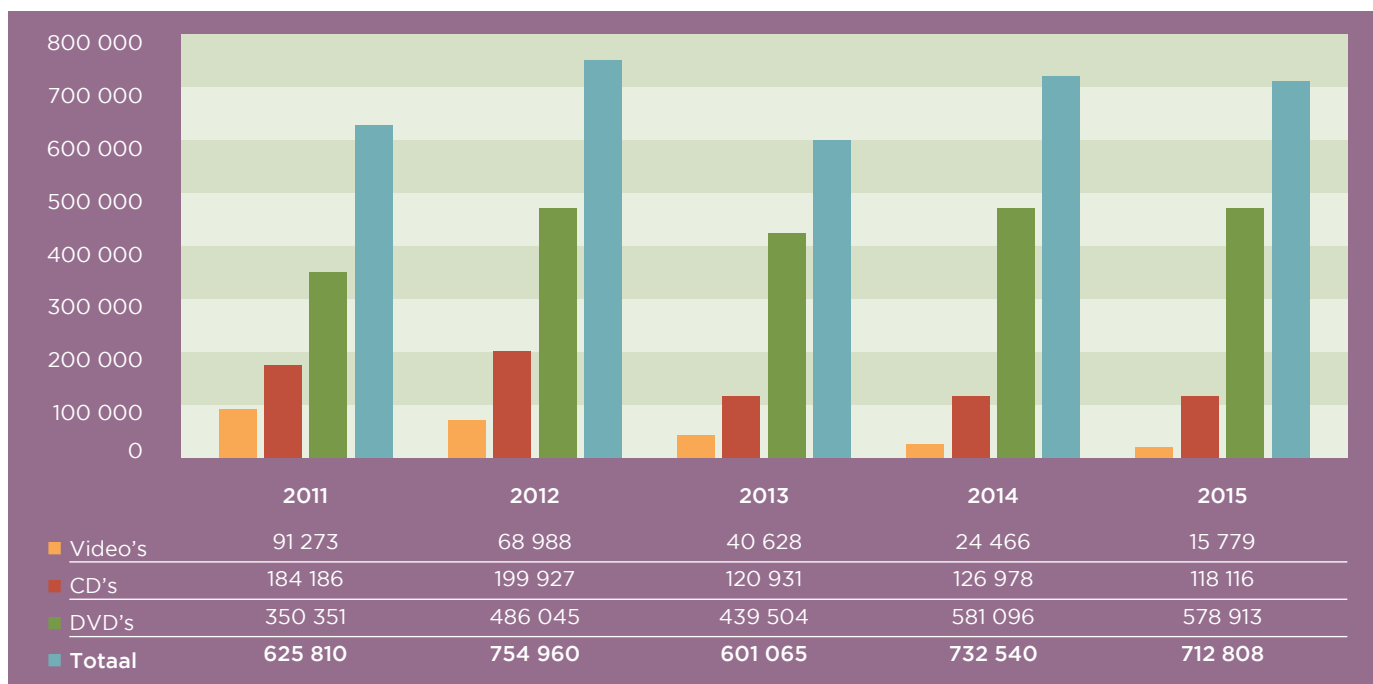
Jaar	AF	EF	Volwasse isiXhosa	NF	AJF	EJF	Kinders isiXhosa	JNF	Tydskrifte
2011	6 425 741	4 973 733	53 476	2 114 989	2 178 765	2 937 088	97 789	832 753	627 560
2012	6 305 185	4 869 927	44 475	2 070 567	2 251 195	3 041 795	110 667	832 590	616 629
2013	5 845 475	4 597 545	48 421	1 916 354	2 240 197	2 940 162	111 579	771 554	586 720
2014	5 395 576	4 133 335	35 483	1 640 056	2 120 014	2 751 376	90 030	698 539	542 448
2015	5 073 865	3 964 232	32 548	1 511 644	2 037 289	2 740 719	96 057	630 324	502 908

Biblioteke met hoogste nie-fiksie gebruik (2014–2015)

2014	% gebruik
Wandsbeck Mini-biblioteek	43
Sentraal	41
Khayamandi	38
Weltevreden	38
Harare Square	38
Masakhane	35
Langa	35
Hopefield	35
Pelican Park	34
Gugulethu	34
Philippi-Oos	34
Moses Mabhida	33
Kulani	30
Crossroads	30
Brown's Farm	29

2015	% gebruik
Khayamandi	52
Malgas Mini-biblioteek	49
Wandsbeck Mini-biblioteek	43
Sentraal	42
Masakhane	37
Langa	37
Philippi-Oos	35
Avontuur Mini-biblioteek	32
Pelican Park	32
Nazeema Isaacs	31
Harare Square	31
Brown's Farm	30
Crossroads	29
Gugulethu	29
Simonstad	29

Sirkulasie van audiovisuele biblioteekmateriaal (2011-2015)



Sirkulasie-statistiek per munisipaliteit (2014-2015)*

Munisipaliteit	2014	2015
Stad Kaapstad	10 434 486	10 014 194
Drakenstein	755 296	589 943
Overstrand	623 334	516 616
George	538 072	475 529
Mosselbaai	507 212	461 468
Swartland	495 366	433 649
Hessekwa	473 167	384 092
Breedevallei	424 925	376 423
Saldanhaabaai	385 642	336 373
Langeberg	374 755	336 373
Stellenbosch	341 772	316 742
Knysna	313 310	301 197
Bergrivier	289 623	298 158
Oudtshoorn	274 825	256 304
Theewaterskloof	267 989	249 605
Witzandberg	267 307	227 815
Matzikama	215 956	204 972
Kaap Agulhas	180 115	186 391
Beaufort-Wes	167 480	168 792
Bitou	164 144	152 238
Swellendam	151 802	144 727
Sederberg	135 691	126 183
Kannaland	109 569	106 685
Prince Albert	88 525	81 830
Laingsburg	35 620	29 184

Biblioteke met die hoogste sirkulasiesyfers (2014-2015)

2014	Sirkulasie	2015	Sirkulasie
Bellville	633 715	Brackenfell	570 549
Brackenfell	552 444	Bellville	530 867
Somerset-Wes	506 211	Durbanville	461 079
Vishoek	435 799	Somerset-Wes	437 219
George	387 046	Vishoek	425 618
Durbanville	342 495	George	328 218
Table View	292 724	Strand	320 684
Paarl	281 701	Table View	303 773
Sentraal	273 690	Paarl	286 073
Goodwood	261 260	Sentraal	278 460
Strand	258 609	Claremont	261 738
Edgemead	254 363	Edgemead	255 260
Claremont	251 591	Goodwood	251 186
Hermanus	236 575	Meadowridge	249 617
Tygervallei	233 538	Hermanus	222 395

Totale biblioteekvoorraad

Die totale voorraad in hierdie oorsigperiode was 6,487,083 en sluit in boeke, tydskrifte, kunswerke, speletjies, kaarte en audiovisuele materiaal. Die syfers verteenwoordig die voorraad van die 15 streekbiblioteke, die Algemene Magasyn by hoofkantoor en die Sentrale Naslaanver-sameling. Die totale waarde van die voorraaditems wat in alle Wes-Kaapse openbare biblioteke gehou word, het aan die einde van die 2015/16-boekjaar R461,709,876 beloop.

*Hierdie syfers sluit nie dié van biblioteekdepots in nie aangesien hulle nie onder die jurisdiksie van munisipaliteite val nie

Vorraadtotale volgens streke (2014–2015)

Streke	2014
Tygerberg	792 750
Ander (Hospitaalstraat Depot, Sentrale Naslaan-versameling en die Algemene Magasyn)	553 679
Valsbaai	481 968
Suid	471 981
Saldanha	440 910
Swellendam	436 370
Stellenbosch	424 204
George	371 877
Mosselbaai	363 302
Worcester	356 216
Kaapstad	343 951
Vanrhynsdorp	313 847
Hermanus	313 618
Blaauwberg	312 436
Oudtshoorn	296 348
Beaufort-Wes	221 607
Totaal	6 495 064

Streke	2015
Tygerberg	750 585
Ander (Hospitaalstraat Depot, Sentrale Naslaan-versameling en die Algemene Magasyn)	611 830
Valsbaai	454 227
Suid	436 788
Saldanha	436 765
Swellendam	431 863
Stellenbosch	424 535
George	386 505
Mosselbaai	374 181
Kaapstad	358 719
Worcester	347 248
Hermanus	326 715
Vanrhynsdorp	309 639
Oudtshoorn	303 645
Blaauwberg	302 874
Beaufort-Wes	230 964
Totaal	6 487 083

MUNISIPALE ONDERSTEUNINGSDIENSTE

Die subdirektoraat Munisipale Ondersteuningsdienste is verantwoordelik vir die bestuur van die Voorwaardelike Toekenning vir Gemeenskapsbiblioteke, Munisipale Vervangingsbefondsing en die Metro Biblioteektoekenning, wat gerig is op ondersteuning van biblioteekdienste op munisipale vlak. Dit sluit in die toekenning en oordrag van fondse en die monitering van die uitgawes deur munisipaliteite, sowel as hulp aan munisipaliteite in kapasiteitsbou met betrekking tot die bestuur van hierdie fondse. Die funksies van die subdirektoraat word bestuur deur twee afdelings: Munisipale Befondsing en Openbare Biblioteekverbetering.

Munisipale Befondsing

Die doel van die Voorwaardelike Toekenning vir Gemeenskapsbiblioteke is om stedelike en plattelandse gemeenskappe se biblioteekinfrastruktuur, fasiliteite en dienste te verander deur 'n herkapitaliseringsprogram op nasionale, provinsiale en plaaslike regeringsvlak.

Die Departement van Kultuursake en Sport het gedurende die 2015/16-boekjaar R158,469,000 van die Nasionale Departement van Kuns en Kultuur ontvang. Van hierdie begroting is R142,374,000 oorgedra na 25 munisipaliteite in die provinsie om vir openbare biblioteekpersoneel te betaal, meubels en toerusting aan te koop, nuwe biblioteke te bou en bestaande biblioteke op te gradeer en in stand te hou.

Openbare Biblioteekverbetering

Die Openbare Biblioteekverbeteringafdeling is verantwoordelik vir projekte, grootliks befonds deur die Voorwaardelike Toekenning vir Biblioteke, insluitend die oprig van nuwe biblioteke, biblioteekopgraderings, die Plattelandse Biblioteke Internetprojek, die implementering van die Mzansi Biblioteke Aanlynprojek en samewerking met die provinsiale Breëband Inisiatief. Party projekte word sentraal bestuur terwyl ander bestuur word in samewerking met munisipaliteite.

Voorwaardelike Toekenning

Die volgende twee tabelle toon die toewysing van Voorwaardelike Toekenningfonds (Tabel A) en die aktiwiteite wat deur die fonds gefinansier is (Tabel B).

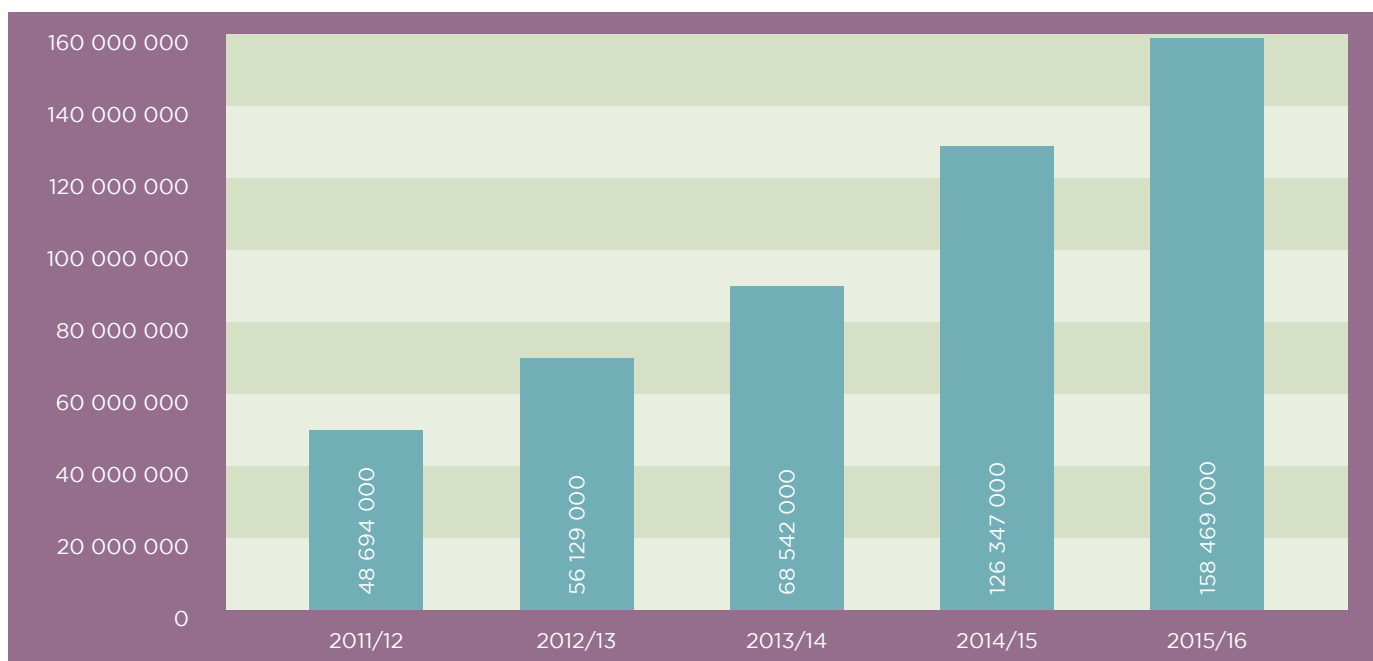
Tabel A: Toekenning van Voorwaardelike Toekenningsbefondsing 2015/16

Voorwaardelike Toekenning	158 469 000
Totale oordrag van gelde na munisipaliteite (personeel, nuwe biblioteke, biblioteek-opgraderings, instandhouding en meubels)	142 374 000
Biblioteekmateriaal aangekoop	3 912 000
IKT-infrastruktuur	5 319 000
Suid-Afrikaanse Biblioteek vir die Blindes-projek	1 000 000
Toekenning, bestuur in die departement (lopende koste: personeel, goedere en dienste)	5 864 000

Tabel B: Aktiwiteite gefinansier deur Voorwaardelike Toekenningsbefondsing 2015/16

Aantal biblioteekmateriaal-items aangekoop	56 403	Aantal biblioteke met IKT-infrastruktuur (nuwe en opgeknapte, geïnstalleer)	Opgeknapte dienspunte – 20 Nuwe dienspunte – 15
Nuwe biblioteke gebou	2	Aantal boek-opsporingstelsels vir biblioteke befonds	20
Bestaande biblioteke opgegradeer	3	Aantal gesamentlike projekte met die Suid-Afrikaanse Biblioteek vir die Blindes befonds om spesiale dienste vir visueel gestremdes te verskaf	1
Aantal personeel in openbare biblioteke befonds	650	Aantal openbare biblioteke met Internettoegang (kumulatief)	215
Aantal nuwe mini-biblioteke gestig	4		
Aantal munisipaliteite wat oordragbetalings ontvang het	25		

Voorwaardelike Toekenningsbegroting 2011/12–2015/16



Die onbefondste mandaat vir biblioteke in die munisipaliteite hieronder genoem (as B1- en B2-munisipaliteite geklassifiseer) is vir die eerste keer gedurende die 2014/15-boekjaar deur Voorwaardelike Toekenningsbefondsing aangespreek.

B1- en B2-Munisipaliteite

Breedevallei	Oudtshoorn
Drakenstein	Overstrand
George	Saldanhabaai
Knysna	Stellenbosch
Mosselbaai	

Munisipale Vervangingsbefondsing

Die doel van die Wes-Kaapse regering se Munisipale Vervangingsbefondsing (MBV) is om munisipale belegging in biblioteekdienste aan te vul en die toekomstige

professionele lewering en ontwikkeling van sodanige dienste in die vyftien B3-munisipaliteite van die Wes-Kaap vol te hou. In die 2015/16-boekjaar is R60,617,000 van die Provinsiale Tesourie ontvang. Hiervan is R58,500,000 oorgedra na die 15 munisipaliteite in drie betalings.

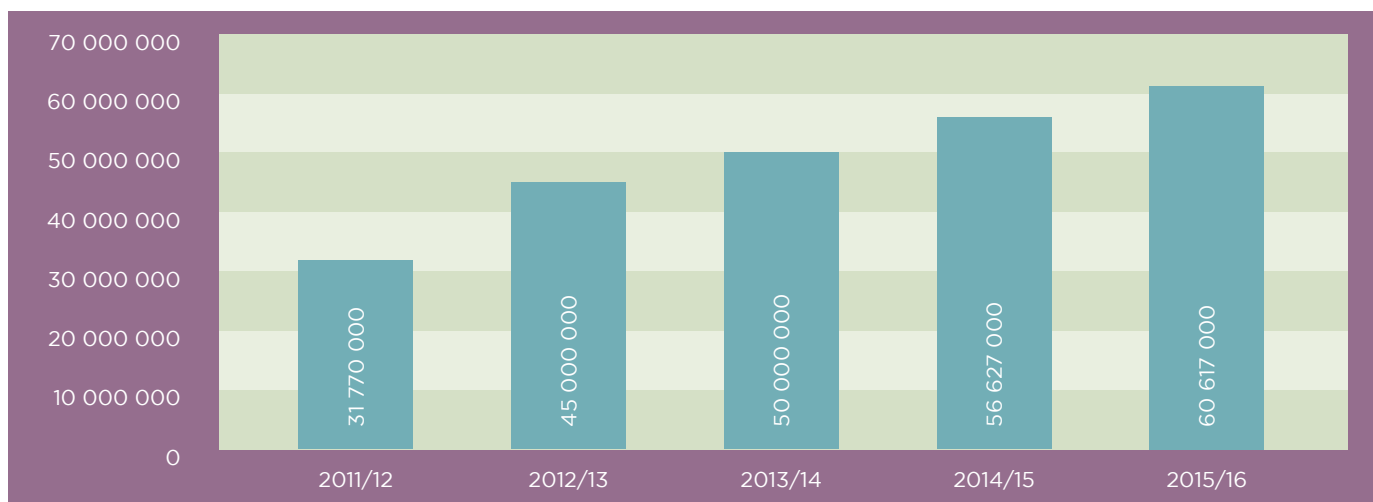
Begroting (2015/16)

Begroting	R60 617 000
Oordrag na 15 munisipaliteite	R58 500 000
Toekenningbestuur (lopende koste: personeel, goedere en dienste)	R2 117 000

Aktiwiteite befonds deur MVF (2015/2016)

B3-munisipaliteite	15
Biblioteekpersoneel vergoed met vervangingsbefondsing	212
Moniteringsbesoeke	45

Munisipale Vervangingsbefondsing-begroting 2011/12–2015/16



Die munisipaliteite hieronder gelys is geklassifiseer as B3-munisipaliteite in die Wes-Kaap en trek voordeel uit Munisipale Vervangingsbefondsing:

B3-munisipaliteite

Beaufort-Wes	Langeberg
Bergrivier	Matzikama
Bitou	Prince Albert
Kaap Agulhas	Swartland
Sederberg	Swellendam
Hessekwa	Theewaterskloof
Kannaland	Witzenberg
Laingsburg	

Metro Biblioteektoekenning

Die Metro Biblioteektoekenning is 'n nuwe Wes-Kaapse regeringsfonds gemik daarop om die Stad Kaapstad se spandering aan biblioteekinfrastruktuur aan te vul. In 2015/16 het hierdie toekenning R5,000,000 beloop en die volle bedrag is oorgedra.

SENTRALE ORGANISASIE

Die primêre funksie van die WKBD is om biblioteekmateriaal te voorsien aan geaffilieerde openbare biblioteke. Dit word gedoen deur 'n gesentraliseerde stelsel van seleksie, aanskaffing, katalogisering en prosessering van materiaal wat versprei word na die openbare biblioteke via 'n netwerk van streekbiblioteke. Die sentrale organisasie is verantwoordelik vir die keuring en aanskaffing, bestelling, professionele voorbereiding en prosessering van biblioteekmateriaal, die bestuur van die gerekenariseerde biblioteekstelsel, die finansiële administrasie en ondersteuningsdienste sowel as naslaandienste, navorsing, publikasies en

promosies. Die organisasie bestaan uit vier eenhede, naamlik Keuring en Aankope, Tegnieiese Dienste, Inligtingsdienste en Steundiens vir Biblioteekadministrasie.

Keuring en Aankope

Die Keuringsafdeling verskaf 'n wye reeks professioneel-geresenseerde materiaal en bestuur 'n virtuele begroting vir openbare en streekbiblioteke om hul eie biblioteekmateriaal te kies. Professionele bibliotekaris se beoordeel boeke wat twee keer per maand vir oorweging voorgelê word deur verskaffers wat op die Wes-Kaapse verskaffersdatabasis geregistreer is. 'n Seleksie van titels wat materiaal in al drie amptelike tale van die Wes-Kaap dek, word dan gemaak en sluit alle genres in van trefferboeke tot literêre fiksie, nie-fiksie, studiegids, naslaanmateriaal, kinderboeke, ensovoorts. 'n Bibliografiese rekord word geskep vir elke beoordeelde item op die SITA Biblioteek Inligtingsbestuurstelsel (SLIMS) databasis.

Twee boekkeuringvergaderings per maand word gehou — een vir kinderboeke en een vir volwasse lektuur. Resensies van die titels vir oorweging is aanlyn beskikbaar twee weke voor die vergaderings en die fisiese boeke is vir bibliotekaris by die hoofkantoor beskikbaar om van te kies. Elke biblioteek in die Metropool Beheergebied het 'n toegewysde begroting per vergadering. Biblioteke in plattelandse gebiede gaan voort om hul insette by die boekkeuringvergaderings aan hul streekbibliotekaris te gee wat hulle by hierdie vergaderings verteenwoordig. In die oorsigtydperk is 'n totaal van 4,897 boeke beoordeel en 22 boekkeuringvergaderings is gehou.

Na die boekkeuringvergaderings word hoeveelheid en bibliografiese details gekontroleer, waarna die getekende rekwisies na die bestellingsafdeling geneem word wat die bestellings by verskaffers plaas.

Alhoewel die klem op die gedrukte boek is, word oudiovisuele materiaal (CD's en DVD's) ook aangekoop.

Keuring en Aankope (2014–2015)

	2014	2015
Op sig kopieë ontvang	21 556	22 800
Volwasse keuringvergaderings	11	11
Jeugkeuringvergaderings	12	11
Boektitels geresenseer	4 367	4 897
Biblioteekmateriaal aangekoop		
Boeke	191 976	251 851
Oudiovisueel	2 495	4 339
Totaal	194 471	256 190

Tegniese Dienste

Tegniese Dienste bestaan uit die Rekenaar-, Katalogisering- en Voorbereidingsafdelings.

Rekenaarafdeling

Hierdie afdeling se hoofrol is om openbare biblioteke en provinsiale personeel te help en ondersteun met sagteware vir biblioteekbestuur (SLIMS) en ook ander IKT probleme. Hierdie afdeling skakel met rolspelers soos die Staat Inligtingstegnologie-agentskap (SITA).

'n Totaal van 27 openbare biblioteke is deur die Biblioteekdiens aan SLIMS gekonnekteer gedurende 2015. Die meeste van die biblioteke in die Wes-Kaap is nou ingeskakel by hierdie aanlyn operasionele stelsel.

Katalogiseringsafdeling

Die hoof funksie van die Katalogiseringsafdeling is om 'n aanlynkatalogus op SLIMS beskikbaar te stel. Dit is daarom noodsaaklik vir personeel om inligting akkuraat te laai om sodoende die integriteit van die databasis en die suksesvolle herwinning van inligting deur biblioteekgebruikers te verseker. Oorspronklike katalogisering van fiksieboeke word gedoen omdat dit vinniger is om fiksietitels op SLIMS in te voer as om dit van WorldCat af te laai. Kopiekatalogisering van nie-fiksie titels word uit WorldCat gedoen. Katalogiseerders help ook openbare biblioteke met katalogisering.

Hieronder is die getal items wat gedurende die laaste vyf kalenderjare gekatalogiseer is:

Items gekatalogiseer (2011–2015)

Item	2011	2012	2013	2014	2015
Boeke	3 753	5 545	9 719	7 040	5 999
CD's	13	44	0	0	86
CD-ROM's	0	0	0	0	1
Oudioboeke	0	0	0	0	0
DVD's	48	237	622	0	75
Totaal	3 814	5 826	10 341	7 040	6 161

Voorbereidingsafdeling

Die hoofdoel van die Voorbereidingsafdeling is die ontvangs, prosessering en versending van nuwe biblioteekmateriaal. Die aktiwiteite wissel van die aanvanklike ontvangs van nuwe biblioteekmateriaal tot die finale versending van weeklikse besendings na 15 streeksbiblioteke en die Sentrale Naslaanafdeling (SN) binne die Wes-Kaap.

Hier volg 'n aanduiding van die aantal biblioteekmateriaal-items geprosesseer vir die afgelope vier kalenderjare:

Items geprosesseer (2012–2015)

	2012	2013	2014	2015
Items geprosesseer	332 217	277 531	246 527	312 169

Inligtingsdienste

Die hoofdoel en oogmerk van Inligtingsdienste is om ondersteuning te bied aan die interne afdelings, personeel, streekbiblioteke en openbare biblioteke. Inligtingsdienste bestaan uit drie afdelings, naamlik Sentrale Naslaan (SN), Publikasie en Promosies en Navorsing.

Sentrale Naslaanafdeling (SN)

Die Sentrale Naslaanafdeling, beter bekend as SN, bestaan uit vyf versamelings, naamlik die naslaanversameling, filmversameling, kunsversameling, musiekversameling en oudiovisuele versameling. Die funksie van hierdie afdeling is om gespesialiseerde inligting en inligtingsbronne van die Sentrale Naslaanversameling, wat bestaan uit 59,686 boeke, via die 15 streeksbiblioteke aan die 365 openbare biblioteke in die Wes-Kaap te verskaf. Dit behels die bestuur van inligting en opspoor van versoeke oor die voorraad in die afdeling sowel as van ander instellings via die SABINET-stelsel. Nog 'n kernfunksie is die hantering van die snelinligtingsdiens, hoofsaaklik vir skoolprojekte, sowel as die verskaffing van leesmateriaal en oudiovisuele materiaal soos video's, films, DVD's, CD's en taalkursusse. Die voorraadbeleid van hierdie afdeling is gebaseer op die verskaffing van bronne wat gespesialiseerde inligting bevat.

Voorraadtotale en sirkulasie (2014–2015)

	Voorraad 2014	Sirkulasie 2014	Voorraad 2015	Sirkulasie 2015
Sentrale Naslaan	59 604	1 766	59 686	1 344
Oudiovisuele versameling (DVD's, films, CD-ROM's en video's)	10 521	553	9 763	787
Musiekversameling	7 079	57	7 330	56
Kunsversameling	4 722	8	4 725	165
Totaal	81 926	2 384	81 504	2 352

Afrikadag 2015

Die Biblioteekdiens het weereens Afrikadag in al sy biblioteke gevier. Die fokus was op gemeenskappe waarin buitelanders van Afrikalande woon. Spesifieke uitkomste vir hierdie projek het ingesluit die ontwerp van 'n plakkaat, die uitstal van Afrikakuns, 'n uitstalling van Afrikaskrywers, gesigverf, filmvertonings en die verspreiding van reklamemateriaal, soos ballonne en inkleurblaai. Spesifieke biblioteke het aktiwiteite deur plaaslike Afrikaskrywers, dansers en demonstrasies van Afrikahandwerk georganiseer.

Jaarbeplanner 2016

'n Jaarbeplanner vir 2016 is saamgestel en na alle openbare biblioteke in die Wes-Kaap sowel as na belanghebbendes in die Biblioteek- en inligtingkunde-omgewing versprei.

Biblioteekweek 2015

Om 'n kultuur van lees, biblioteekgebruik, en lewenslange leer in te skerp en te bevorder, neem die Biblioteekdiens jaarliks deel aan die nasionale Biblioteekweekvieringe in samewerking met die Biblioteek- en Inligtingsvereniging van Suid-Afrika (LIASA). Hierdie jaar het die Biblioteekdiens, saam met Matzikama Munisipaliteit, die Nasionale Biblioteekweek 2016 by die Maskam Winkelsentrum aan die Weskus aangebied. Die tema vir 2016 was *#libraries4lifelonglearning*. Reklamemateriaal bestaande uit plakkate, boekmerke en biblioteeksakke is tydens Biblioteekweek aan openbare biblioteke verskaf om sodoende bibliotekaris in staat te stel om reklameaktiwiteite vir die gemeenskappe wat hulle dien, te organiseer.

Kultuursake toekennings

Gedurende 2015/16 was die Biblioteekdiens deel van die span wat die jaarlikse Kultuursake toekenningsgeleentheid georganiseer het saam met ander direktorate van die Departement van Kultuursake en Sport. Die toekennings vier die ryk en lewende kulturele landskap van die Wes-Kaap deur prestasies op die gebied van taal, kuns en kultuur, erfenis, museums, geografiese name, biblioteke en argiewe te erken.

Die volgende Wes-Kaapse biblioteke het toekennings gewen:

Beste Openbare Biblioteek: Kinderdienste	Mount Pleasant Biblioteek, Stad Kaapstad
Beste Openbare Biblioteek: Jeugdienze	Kensington Biblioteek, Stad Kaapstad
Beste Klein Openbare Biblioteek	Prince Albert Biblioteek, Prince Albert Munisipaliteit
Beste Medium Openbare Biblioteek	Masiphumemele Biblioteek, Stad Kaapstad
Beste Groot Openbare Biblioteek	Bellville Openbare Biblioteek, Stad Kaapstad

Nasionale Boekweek 2015

Nasionale Boekweek — 'n gesamentlike projek deur die Suid-Afrikaanse Boekontwikkelingsraad (SABDC) en die Departement van Kuns en Kultuur — is in 2011 geloods om boeke en die liefde vir lees te vier.

Die Wes-Kaapse Biblioteekdiens het 'n satelliet Nasionale Boekweekprojek van 8 tot 10 September 2015 in die Georgearea aangebied. Leesverwante programme is van 8 tot 9 September 2015 by Thembalethu Winkelsentrum en by Pacaltsdorp Biblioteek en op 10 September 2015 by George se Burgersentrum aangebied.

Navorsingsafdeling

Die Navorsingsafdeling van die Biblioteekdiens onderneem navorsing oor biblioteekaangeleenthede wat betrekking het op openbare biblioteke en ander rolspelers op die biblioteek- en inligtingswetenskapgebied. Dit spoor ook op en maak bestuursinligting toeganklik en stel jaarlikse statistiek van die 365 geaffilieerde biblioteke saam.

Bestuursinligting

Die volgende hulpbronne is ontwikkel in die afdeling om die personeel en bestuursfunksie te ondersteun:

- Drie-en-twintig kontaklyste wat betrekking het op die Biblioteek- en inligtingkundevelde, insluitend 'n lys van gestandaardiseerde spelling van alle biblioteekname
- 'n katalogus van afbeeldings van alle Wes-Kaapse biblioteekgeboue
- 'n skyfie-aanbieding van die geskiedenis van die Biblioteekdiens
- 'n e-indeks van geskiedkundige foto's en inligting oor individuele biblioteke in vorige uitgawes van die *Kaapse Bibliotekaris* en vorige jaarverslae.

Biblioteekatlas

Nowe samewerking met die Sentrum vir e-Innovering / Verbeterde Grafika-verwerker (VGV) / korporatiewe GIS by die Departement van die Premier en die Departement van Kultuursake en Sport (DKES) het gelei tot die skepping van die nuwe Internet-gebaseerde kaart vir alle openbare fasiliteite onder die bestuur van DKES. Biblioteke maak die grootste groep uit van fasiliteite wat op hierdie manier gekarteer is en hul presiese geografiese ligging sowel as ander relevante details, insluitend openingsure, kan nou op die DKES-webwerf gevind word.

Biblioteek, Literatuur- en Inligtingswetenskap databasis

Die afdeling is belas daarmee om die Biblioteek, Literatuur en Inligtingswetenskap aanlyndatabasis (aangebied deur EBSCO) toeganklik te maak vir alle biblioteekdienspersoneel sowel as personeel

en gebruikers van alle Wes-Kaapse biblioteke wat professionele leiding verlang of navorsing wil doen in die Biblioteek- en Inligtingswetenskapveld.

Statistiek wys dat die databasis goed benut is gedurende sy derde jaar van subskripsie. 'n Ver groter aantal gebruikers het nou toegang tot professionele literatuur oor die biblioteek, literatuur en inligtingswetenskapgebied en studente in hierdie veld kan hulle navorsing by hulle openbare biblioteek via die 470 professionele tydskrifte onderneem.

Gebruik (2014-2015)

Tydperk	Sessies	Soektogte	Volledige teks	Opsommings
2014	96	417	135	260
2015	137	748	230	361

Steundiens vir Biblioteekadministrasie

Die nuwe Steundiens vir Biblioteekadministrasie is in Januarie 2016 gestig. Die afdeling sal verantwoordelik wees vir die effektiewe bestuur van die begroting van die Biblioteekdiens deur die monitering van sy kontantvloei en bestedingstendense om 'n egalige finansiële jaareinde te verseker. Bykomende funksies sal insluit die verskaffing van goedere en dienste en gereelde betaling van fakture. Gebou- en voertuiginspeksies sal by die streekkantore plaasvind om te verseker dat alle defekte, risiko's en gevare geïdentifiseer en gerapporteer word. Die afdeling sal ook personeel bystaan met alle Menslike Hulpbronnenaavrae.

Personeel 2014-2015

	2014	2015
Permanent	170	178
Kontrak	2	1
Interns	14	10
EPWP	37	42
Totaal	223	231

Registrasie-afdeling


Die Registrasie-afdeling is verantwoordelik vir die hou van alle rekords en vir die bestuur van alle lêers en dokumente van die Biblioteekdiens. Hierdie afdeling moet verseker dat alle prosedures, reëls en regulasies sowel as wetgewing wat verband hou met rekordbestuur nagekom word.

OPSOMMING VAN STATISTIEK

	2014	2015
Wes-Kaapse bevolking	6 116 300	6 279 733
Openbare biblioteke in die Wes-Kaap	361	365
Geregistreeerde biblioteekgebruikers van openbare biblioteke	1 206 286	811 728
Boek- en tydskrifskulasie	17 406 857	16 589 586
Oudiovisuele sirkulasie	732 540	712 808
Biblioteekitems gesirkuleer	18 139 397	17 302 394
Biblioteekmateriaal-items in provinsiale voorraad	6 495 064	6 487 083
Besoeke aan biblioteke deur provinsiale personeel	1 516	1 516
Nuwe biblioteekmateriaal-items geprosesseer	246 527	312 169
Opleidingsprogramme vir openbare biblioteke	26	27
Tydskrifsubskripsies	6 433	6 154
Munisipaliteite bedien	25	25
Streke	15	15
Bemerkingsprojekte	12	12
Biblioteekmateriaal-items aangekoop (boeke en oudiovisueel)	191 976	251 851



OORSIG VAN DIE WES-KAAPSE BIBLIOTEEKDIENS 2015/16



Gestig in 1955



Grootste openbare biblioteeknetwerk in Afrika



GEREGISTREERDE
BIBLIOTEEKGEBRUIKERS

811,728 uit 6,279,733
Wes-Kaap inwoners

365

biblioteekdienspunte het voortgaande professionele ondersteuning ontvang

5

nuwe biblioteekdienspunte ingestel

6,487,083

biblioteek-items in voorraad

6,154


tydskrifte en koerante is op ingeteken namens openbare biblioteke

256,190

nuwe biblioteekitems aangekoop: boeke en audiovisuele materiaal



Gratis toegang tot die professionele Biblioteek-, Literatuur- en Inligtingswetenskap aanlyn-databasis



17,302,394
biblioteek-items gesirkuleer




Publiseer 'n professionele Biblioteek- en Inligtingswetenskap tydskrif, die **Kaapse Bibliotekaris**, sedert 1957



R310,136,000 bestee aan biblioteekpersoneel, opgraderings en nuwe biblioteekfasiliteite



Gespesialiseerde navorsing en naslaan-ondersteuning vir openbare biblioteke



Toegang tot 'n skaars versameling 16mm films



319 biblioteke het gratis Internet-toegang aan gebruikers verskaf

Uhlalutyo Lwango-2015/16

INkonzo yamaThala eeNcwadi yeNtshona Koloni

Amagqabantshintshi	34	Iinkonzo zeNkxaso zooMasipala	41
Uhlahlo lwabiwo-mali	36	● Inkxaso-mali yooMasipala	41
ULungiselelo lweziThili	37	● UkuXhotyiswa kwamaThala eeNcwadi oLuntu	41
● Iindawo zeNkonzo yamaThala eeNcwadi oLuntu	37	• IsiBonelelo-mali esinemiQathango	
• Iindawo zenkonzo ngokwendawo nganye yolawulo		• Inkxaso-mali yoFakelo looMasipala	
• Amathala eencwadi ngesithili		• IsiBonelelo-mali saMathala eeNcwadi esiXeko	
• Izibonelelo zamathala eencwadi ezitsha nokunyuswa kwemigangatho			
• Amathala eencwadi ngomasipala ngamnye wesithili		ULungiselelo lweOfisi eyiNtloko	43
● Iingqokelelo zamanani	38	● Ukukhetha nokuThenga	43
• Ubulungu		● IiNkonzo zobuChule bomSbenzi	44
• Ukubolekisa ngonyaka		• ICandelo leeKhompyutha	
• Ukubolekisa ngeencwadi ngokweentlobo zeencwadi		• ICandelo leeKhathalogu	
• Ubolekiso ngeencwadi zoluhlu ngalunye ngonyaka ngamnye		• ICandelo laMalungiselelo	
• Amathala eencwadi angawona asetyenziswa kakhulu amabali ayinyani		● IiNkonzo zoLawulo lweeNkcukacha	44
• Ukubolekisa ngempahla yamathala eencwadi ephulaphulwa ibukelwe		• ICandelo eliyiNtloko leZalathiso (SN)	
• Inggqokelelo zamanani okubolekisa ngomasipala ngamnye		• Upapasho neeNkuthazo	
• Amathala eencwadi angawona anamanani aphezulu okubolekisa		• ICandelo loPhando	
• Izixa ziphelele zempahla yamaThala eeNcwadi		● INkxaso yoLawulo lweMisebenzi yeOfisi kumaThala eeNcwadi	47
		● ICandelo loGcino-maxwebhu	47
		Isishwankathelo seengqokelelo zamanani	47

Ulawulo

UMlawuli Cecilia Sani

ULungiselelo lwe-Ofisi eyiNtloko

• USeKela-Mlawuli Theresa Caroline
• UMncedisi-Mlawuli, iiNkonzo zoLawulo lweeNkcukacha Neville Adonis
• UMncedisi-Mlawuli, ukuHluza Johanna de Beer
• UMncedisi-Mlawuli, iiNkonzo zobuChule bomSbenzi Bradley Meyer
• UMncedisi-Mlawuli, iNkxaso yeMisebenzi ye-Ofisi kuMathala eeNcwadi Monique Coerecuis

ULungiselelo lweziThili

• USeKela-Mlawuli Stefan Wehmeyer
• UMncedisi-Mlawuli, kwiNgingqi yoLawulo iCape Winelands neOverberg Steven Andries
• UMncedisi-Mlawuli, kwiNgingqi yoLawulo iEden neCentral Karoo Ronel Mouton
• UMncedisi-Mlawuli, kwiNgingqi yoLawulo iWest Coast Selvyn Booysen
• UMncedisi-Mlawuli, kwiNgingqi yoLawulo lwesiXeko Leonard Fortuin

Iinkonzo zeNkxaso yooMasipala

• USeKela-Mlawuli Pieter Hugo
• UMncedisi-Mlawuli, iNgxowa-mali yooMasipala Mbulelo Simema
• UMncedisi-Mlawuli, ukuXhotyiswa kwaMathala eeNcwadi oLuntu Bronwen Erasmus

AMAGQABANTSHINTSHI

Umbono weSebe leMicimbi yeNkcubeko neMidlalo

INtshona Koloni equkayo ngokwentlalo, eyakhayo, eququzelayo nenonxibelelwano.

Umnqophiso weSebe leMicimbi yeNkcubeko neMidlalo

Sikhuthaza imfezeko nobandakanyo kwezemidlalo nakwinkcubeko ngokusebenzisa imithombo yobutyebi yethu esebenzayo, encomekayo nelondolozekayo; nangokusebenzisa ulwahlulelwano olwakhayo nabanye. Kwindlela yethu esingise kwimfezeko, isebe liya kudala iimeko zofikelelo kunye nenxaxheba yoluntu, ukuchongwa kweziphwiyo kunye nophuhliso lwezakhono zobuchule.

Imigqaliselo yezicwangciso-qhinga, iinjongo nemisebenzi yeNkonzo yamaThala eeNcwadi yeNtshona Koloni

Ngokwesikhokelo-nkqubo sombono nomnqophiso weSebe, nantsi imigqaliselo yezicwangciso-qhinga yeNkonzo yamaThala eeNcwadi yeNtshona Koloni:

- ukuxhasa nokukhuthaza iinkonzo zamathala eencwadi kubo bonke abemi beNtshona Koloni
- ukuphuhlisa, ukuguqula nokukhuthaza inkonzo elondolozekayo yamathala eencwadi neenkukacha. Oku kunegalelo ekwakiweni kwesizwe, kulawulo olulungileyo, kuquko ngokwasentlalweni nophuhliso loluntu olusisiseko, ngokunjalo nokukhula okulondolozekayo koqoqosho kunye namathuba.

Iinjongo zezicwangciso-qhinga zeNkonzo yamaThala eeNcwadi yeNtshona Koloni kukuncedisa oomasipala ngokunika iinkonzo zamathala eencwadi oluntu eNtshona Koloni ukuze ngokwenza njalo kunikelwe ngeenkonzo zamathala eencwadi neenkukacha:

- zasimahla, ezinobulungisa nezifikelelekayo
- ezinika iinkukacha, ezidingo zabantu zokufunda okubhaliweyo nezokufunda
- ezikhuthaza inkcubeko yokufunda iincwadi, ukusebenzisa amathala eencwadi nokufunda kubo bonke ubude bobomi.

INkonzo yamaThala eeNcwadi yeNtshona Koloni inemisebenzi eyile ephambili:

- ukufumana impahla yamathala eencwadi entsha
- ukuqhubela phambili impahla yamathala eencwadi ngobungcali
- ukunikela ngempahla yamathala eencwadi nangezixhobo zokusebenza ngokunjalo nokhokelo lobungcali malunga namathala eencwadi oluntu
- ukuqinisekisa ukuba iingqokelelo zempahla kumathala eencwadi ayo angama-365 asoloko efanelekile kwaye ehlaziyiwe
- ukusoloko isenza uhlalutyo lwezidingo nokuphumeza iinkqubo zoqeqesho ezinikwa luLungiselelo lweziThili ngokubonisana namathala eencwadi oluntu
- ukukhuthaza ukusetyenziswa kwempahla yamathala eencwadi
- ukukhuthaza oomasipala abanenkxaso-mali ebanzi ukuba

bafake igalelo kuhlalo lwabiwo-mali lwabasebenzi babo, kwimali yokuqutywa kwemisebenzi yabo kunye/okanye kwingxowa-mali yeziko ukulungiselela amathala eencwadi oluntu, nokuhlangabeza ugunyaziso olungafumani nkxaso-mali

- ukunikela ngenkxaso-mali kulwakhiwo lwamathala eencwadi amatsha nokunyusa umgangatho wamathala eencwadi oluntu akhoyo
- ukunikela ngenkonzo yohlobo olulodwa lweenkcukacha ngokusebenzisa iCandelo eliyiNtloko lezaLathiso nangokwenza uphando olufanelekileyo
- ukulondoloza inkqubo yamathala eencwadi asebenza ngeekhompuyutha neyolawulo lweenkcukacha.

Imisebenzi eyongezelelweyo:

- ukulondoloza nokolula iProjekthi yeNkonzo yamaThala eeNcwadi eyoLuliweyo yaseMaphandleni (amathala eencwadi angawona mancinane) ukwenzela amaqela abahlali ahlelekileyo nangenazibonelelo zamathala eencwadi.
- ukukhuthaza ubuChwepheshe boLawulo lweenkcukacha noNxibelelwano (i-ICT) ukuze kuphuculwe iinkonzo ngokuqhuba uqhagamshelo lwe-intanethi lwasimahla kumathala eencwadi oluntu asemaphandleni ngokusebenzisa iProjekthi yoQhagamshelo yamaThala eeNcwadi (Rural Libraries Connectivity Project - RLCP)
- ukuphumeza uSungulo loLungiselelo oluBanzi (Broad Band Initiative - BBI) lukaRhulumente weNtshona Koloni
- ukuphumeza iprojekthi yeMzansi Libraries Online, ukuqinisekisa uqhagamshelo lweICT nophuhliso lwabasebenzi bamathala eencwadi
- ukuseka amathala-amancinane kwiziza ekuthiwa ziiBlind sites (iziza zabangaBoniyo) kumathala eencwadi oluntu nxaanye neThala leeNcwadi labangaBoniyo laseMzantsi Afrika.

Imithetho eyilwayo, imithetho, imimiselo nezicwangciso-qhinga zephondo

Uwiso-mthetho olulandelayo lunefuthe kwiNkonzo yamaThala eeNcwadi eNtshona Koloni:

- **Umgaqo-siseko weRiphabliki yaseMzantsi Afrika, 1996 (uMthetho we-108 ka-1996)**
IsiHlomelo sesiHlanu: 'Amathala eeNcwadi (akuqukwa amathala eencwadi esizwe) axhomekeke kwimfezeko yowiso-mthetho lwephondo kwaphela.'
- **UMthetho wePhondo weNkonzo yamaThala eeNcwadi, wango-1981, uMthetho we-16 ka-1981**
INkonzo yamaThala eeNcwadi yeNtshona Koloni isasebenza ngokoMthetho we-16 ka-1981, nto leyo ebonisa ukuba inkonzo yasimahla yamathala eencwadi oluntu luxanduva oludityanelwayo lwenkonzo yamathala eencwadi yephondo kunye neziphathamandla zendawo. Ummiselo woMgaqo-siseko njengoko uxeliwe ngasentla ushiye isi-thuba esingenanto kuba iziphathamandla zendawo azisanyanzelekanga ngokomthetho ukuba zinikele ngenkxaso-mali yemisebenzi yamathala eencwadi oluntu, ukuze oko kukhokelele kwimeko ebizwa ngokuba 'luginyaziso olungaxhaswa ngamali'. Ngaphambili oomasipala bebesakha izibonelelo ngokunamathela kwimiqathango eyiyona iphantsi ngeNkonzo yamaThala eeNcwadi, nangona kunjalo isoloko iphantsi kolawulo lwesiphathamandla sendawo. INkonzo yamaThala eeNcwadi yeNtshona Koloni ihlangabezana

nale ntsilelo ngokulawula nangokuthumela iNkxaso-mali yesiBonelelo-mali esinemiQathango samaThala eeNcwadi, isiBonelelo-mali samaThala eeNcwadi aseziDolophini kunye neNkxaso-mali yoFakelo yooMasipala (MRF) koomasipala ukubancedisa ngolawulo lwamathala eencwadi oluntu.

- UMthetho weLwimi weNtshona Koloni, 1998, uMgaqo-nkqubo weLwimi weNtshona Koloni, wango-2005 Kufuneka kusetyenziswe iLwimi ezisesikweni isiAfrikansi, isiNgesi nesiXhosa kwaye eziLwimi ziphethwe ngokulinganayo ngokwasemthethweni.

Inkcazo ngezintlu zamanani amaqela aseNtshona Koloni

Amanani abemi	6 279 733
Amaqela abemi	
• Abebala	48.8%
• Abamnyama	32.9%
• Abamhlophe	15.7%
• Amandiye	1.0%
• Abanye	1.6%
Ulwimi lwasekhaya	
• IsiAfrikansi	49.6%
• IsiXhosa	24.7%
• IsiNgesi	20.2%
• Ezinye	5.5%
Ubume bobudala ngeminyaka	
• 0-4	9.2%
• 5-9	8.7%
• 10-19	17.1%
• 20-59	55.4%
• 60-100	9.6%
Inqanaba lentswelo-ngqesho eNtshona Koloni	20.6%
Uqhagamshelo lweintanethi	
• Abemi abanofikelelo kwi-Intanethi	68.3%
• Abemi abanofikelelo kwi-Intanethi ekhaya	20.3%
• Abemi abanofikelelo kwi-Intanethi kwithala lencwadi	16.7%
• Abemi abanofikelelo kwi-Intanethi emsebenzini	14.7%
• Abemi abanekhompuyutha ekhaya	34.2%
• Abemi abaneselfowuni ekhaya	93.1%
• Abemi abanofikelelo kwi-Intanethi ngokusebenzisa iselfowuni	52.4%
Ubukhulu bephondo ngokwe-km²	129 462
Amanani abemi baseMzantsi Afrika epelele	55 653 654

Ubalo lweStatsSA (2011); Uphengululo lwaseBenzi lwaseMzantsi Afrika olwenziwe ngeKota (2014); Uphengululo loLuntu lweStats SA (2016); Iingqikelelo zamanani abemi zaPhakathi eNyakeni zeStats SA kweyeThupha (2016)

Amanqaku aphambili

Isikhumbuzo sonyaka wama-60 seNkonzo yaMathala eeNcwadi yeNtshona Koloni (WCLS)

INkonzo yamaThala eeNcwadi yeNtshona Koloni ibhiyozele isikhumbuzo sayo sonyaka wama-60 kwitheko lohlobo olulodwa ngomhla wama-30 nakowama-31 kweyeKhala ngo-2015. Kwenziwe uphando olubanzi lwembali yalo mbutho ukulungiselela esi siganeko. Onke amalungu angoku abasebenzi, amalungu akumhlala-phantsi abasebenzi, abalawuli bangaphambili nabanye abadlali-ndima kwihlabathi lamathala eencwadi ayemenyiwe kweli theko lemethi ebomvu elalibandakanya nokutyhilwa komboniso wasezimbilini omtsha osisigxina kwisango elidala lesibini lesakhiwo ukususela

kwisiStrato iHospital ngokunjalo nokubukwa okokuqala kwasezimbilini kwemifanekiso yeefoto elishumi enezakhelo neyenziwe ngeminye imifanekiso kumgangatho wokuqala. Kule mibhiyozo kuphinde kwatyhilwa nemifanekiso ezotyiweyo yabo bonke abalawuli bexesha elingaphambili.

UMphathiswa neNtloko yeSebe leMicimbi yeNkcubeko neMidlalo, uNksz Anroux Marais noMnu Brent Walters, ngokunjalo noMphathiswa weMibandela yeMali weNtshona Koloni, uGq Ivan Meyer, nabo babeyile kulo msitho njengeendwendwe ezibalulekileyo.

Inkomfa yeHlabathi i-IFLA eKapa

Elinye inqaku eliphambili lonyaka ibileleNkomfa yeHlabathi eyaziwa ngokuba yi-International Federation of Library Associations' (IFLA) ebisingathwe yiDolophu yaseKapa nebinomxholo othi, Amathala eeNcwadi aneenguqu-nguquko: Ufikelelo, Uphuhliso neNguquko (Dynamic Libraries: Access, Development and Transformation). INkonzo yamaThala eeNcwadi yeNtshona Koloni ikwazile ukubukisa ngemisebenzi yayo nangezinto ezifezileyo kwindawo yemiboniso efumene inkxaso kwiThala leeNcwadi leSizwe laseMzantsi Afrika kanti amalungu abasebenzi ebekwazi ukuya kwimiboniso eyahluka-hlukeneyo nakwiziganeko ebezikhona ukuze adibane neengcali kwezamathala eencwadi ezivela kwiimbombo zone zehlabathi.

Usungulo lweMbali eBaliswa ngoMlomo

UMphathiswa weSebe leMicimbi yeNkcubeko neMidlalo, uNksz Anroux Marais, usungule iProjekthi yeMbali eBaliswa ngoMlomo engumbono wakhe omtsha ngomhla wesi-4 kweyoMnga ngo-2015 eHawston. Le projekthi, eza kuqhuba kwiminyaka emihlanu neyintsebenziswano phakathi kweNkonzo yamaThala eeNcwadi yeNtshona Koloni neNkonzo yoLondolozo lweMbali yeNtshona Koloni, ijoliswe ekuqokeleleni nasekubhalweni kwamaxwebhu amabali obomi bamalungu oluntu lwendawo nawamaqhawe endawo kwicandelo lemidlalo, ngokwenza njalo kulondolozwa imbali yendawo eya kufundwa zizizukulwana zexesha elizayo. Iprojekthi le iphinde yandululwa okwesibini ePiketberg kuMasipala waseBerg River. Olu sungulo luya kuphinda lundululwe kwiqela elikhethiweyo labahlali kumasipala ngamnye kwiminyaka emihlanu ezayo.

Inkxaso yeMisebenzi yeOfisi kumaThala eeNcwadi

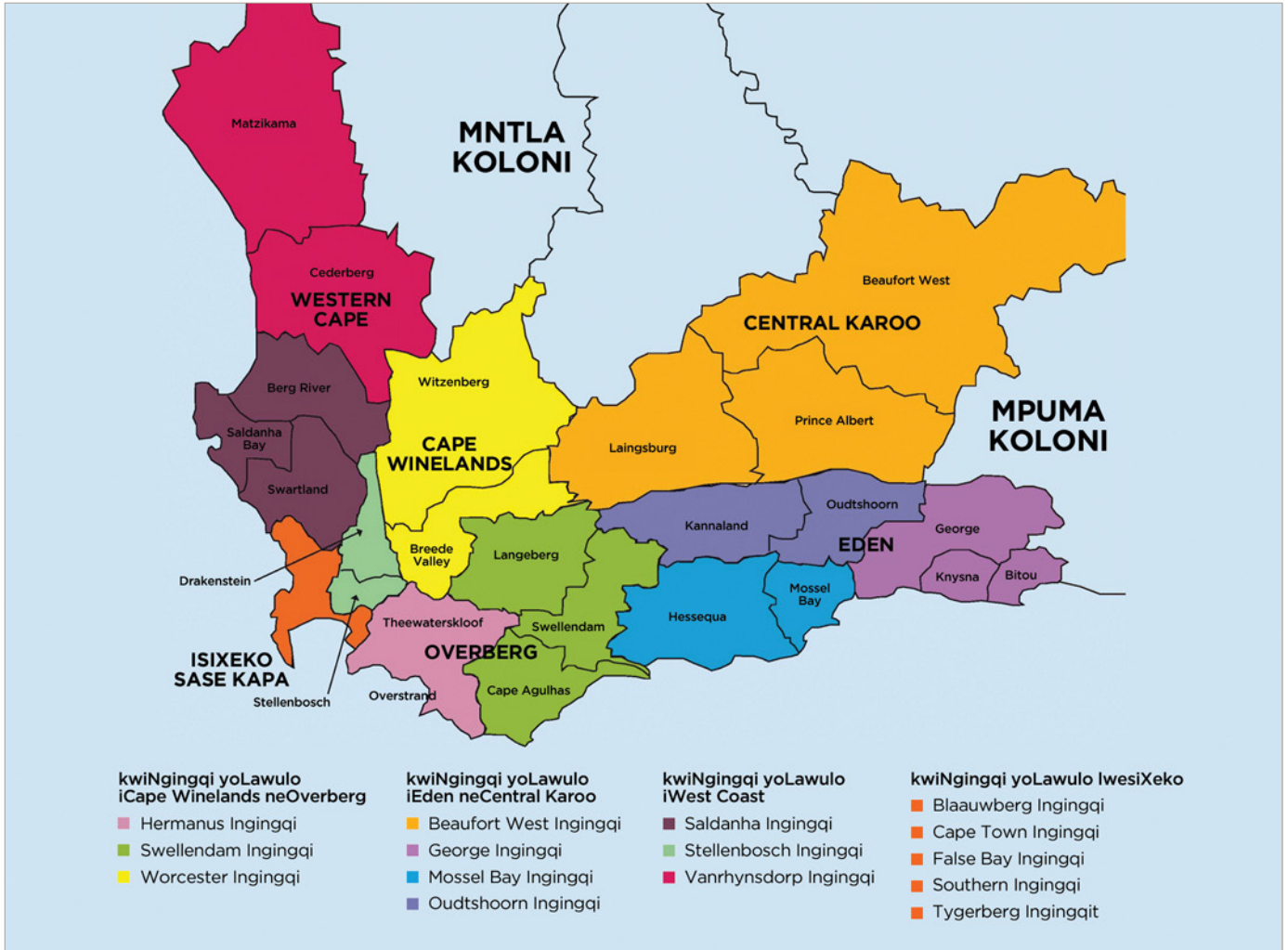
Icandelo elitsha leNkxaso yeMisebenzi yeOfisi kumaThala eeNcwadi lisekwe usaqala unyaka ka-2016 kanti yonke imisebenzi eyenziwayo efana nolawulo lwemibandela yemali, ulawulo lwempahla yexabiso, ulawulo lwabasebenzi neenkonzo zenkxaso ngokubanzi ngoku zilawulwa kweli candelo elibhexshwa ngumlawuli ongumncedisi.

Iindawo zolawulo ezintsha

NgeyoMsintsi ngo-2015 iindawo zenkonzo yamathala eencwadi ezingama-365 zaseNtshona Koloni zahlula-hlulwa zaba ziindawo zolawulo ezine ezintsha ukuze lube lula noko ulawulo lwemisebenzi yeofisi. Nazi ezo ndawo:

- iNdawo yoLawulo yaseCape Winelands neOverberg
- iNdawo yoLawulo yase-Eden neCentral Karoo
- iNdawo yoLawulo yaseWest Coast
- iNdawo yoLawulo yeMetropole.

Imephu engezantsi ibonisa imida emitsha yendawo nganye yolawulo ngokunjalo nezithili kunye noomasipala abaqukwa kwindawo nganye yolawulo.



Ukuqeshwa kwabasebenzi bezikhundla eziphezulu

UMnu Leonard Fortuin Umncedisi- Mlawuli, kwiNgingqi yoLawulo lwesiXeko
 UMnu Selvyn Booyen Umncedisi- Mlawuli, kwiNgingqi yoLawulo lweWest Coast
 UNksz Monique Coerecuis Umncedisi- Mlawuli, iCandelo leNkxaso leMisebenzi yeOfisi laMathala eeNcwadi.

Ukuqeshwa kwabasebenzi abaphezulu

UNksz Nomaza Dingayo, umlawuli, ushiye iNkonzo yamaThala eeNcwadi yeNtshona Koloni ekupheleni kweyoMnga ngo-2015 emva kweminyaka elishumi elinesibini kuba esiya kungena kwisikhundla somlawuli oyintloko kuVimba weSizwe weMpahla eFundwayo namaThala eeNcwadi ePitoli.

UHLAHLA LWABIWO-MALI

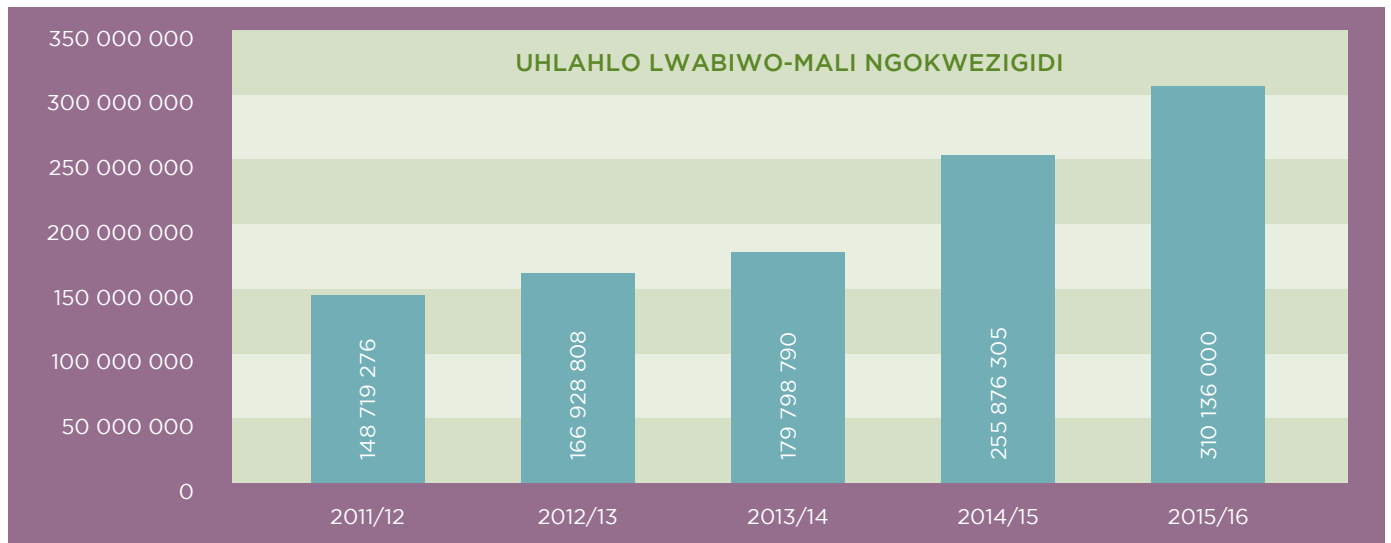
Inkcitho yeNkonzo yamaThala eeNcwadi kwiminyaka emihlanu edlulileyo ibonakala ngezigididi zeeRandi kwaye ikhanyisa incitho yoqobo. Incitho yonyaka-mali ka-2015/16 iquka leyo yesiBonelelo-mali seeMeko ezinemiQathango neyeNkxaso-

mali yoFakelo yooMasipala. Intlawulo yokuqala yesiBonelelo-mali saMathala eeNcwadi sesiXeko esisandul' ukusekwa, sijoliswe ekuncediseni kwincitho yesiXeko saseKapa kwisiseko sokusebenza kwamathala eencwadi, ifunyenwe kunyaka-mali wama-2015/16.

Inkcitho yeNkonzo yamaThala eeNcwadi yama-2015/16 (incitho yoqobo)

Inkonzo yamaThala eeNcwadi	R86 050 000
Isibonelelo-mali samaThala eeNcwadi esiXeko	R5 000 000
Inkxaso-mali yoFakelo yooMasipala	R60 617 000
Isibonelelo-mali seeMeko ezinemiQathango	R158 469 000
Isixa esipheleleyo	R310 136 000

Uhlahlo lwabiwo-mali lweNkonzo yamaThala eeNcwadi luPhelele (2011/12 – 2015/16)



ULUNGISELELO LWEZITHILI

Imisebenzi engundoqo yezithili kukunikela ngempahla yamaThala eencwadi kunye nezixhobo zokusebenza kumathala eencwadi oluntu, ukuze kunikwe ukhokelo noqeqesho lobungcali kwiingcali zolawulo lwamathala eencwadi oluntu nokuncedisa ngokwakhiwa kwezibonelelo zamathala eencwadi. Yakuba impahla entsha idluliswe kwiinkqubo zamalungiselelo, yabelwa izithili, kufuneka zona zabele amathala eencwadi oluntu aphantsi kolawulo lwazo. Iingcali zolawulo lwamathala eencwadi oluntu zinakho ukukhetha iincwadi ezintsha kumathala eencwadi ezithili zazo. Iingcali zolawulo lwamathala eencwadi ezithili kwakhona zityelela amathala eencwadi oluntu kwizithili zazo ukuze zizinikele ngempahla entsha yamathala eencwadi ngokunjalo zenze ulwakhiwo lwenkqubo yokuqokelela impahla ziphinde zancedise ngokukhuphela ngaphandle impahla endala nengenamsebenzi kwanokubala impahla ekhoyo.

Iindawo zeNkonzo yamaThala eeNcwadi oLuntu

Ukwahlula-hlulwa kweendawo zenkonzo yamathala eencwadi ukuze zibe ziindawo ezintsha zolawulo kuboniswe kwithezibhile engezantsi.

Iindawo zenkonzo ngokwendawo nganye yolawulo (ngomhla wama-31 kweyoKwindla ngo-2016)

Imimandla yolawulo	Amathala eencwadi	Izisele	Amathala eencwadi amancinane	Ephelele
Cape Winelands neOverberg	57	10	13	80
Eden neCentral Karoo	62	2	20	84
Metropole	104	5	0	109
West Coast	63	8	21	92
Iphelele	286	25	54	365

Iindawo zenkonzo yamathala eencwadi zisasazwe kwizithili ezili-15 ngendlela elandelayo:

Amathala eencwadi ngesithili (ngomhla wama-31 kweyoKwindla ngo-2016)

	Amathala eencwadi	Izisele	Amathala eencwadi amancinane	Ephelele
Cape Winelands neOverberg				
Hermanus	18	5	1	24
Swellendam	23	1	5	29
Worcester	16	4	7	27
Ephelele	57	10	13	80
Eden neCentral Karoo				
Beaufort West	9	0	5	14
George	23	2	2	27
Mossel Bay	19	0	10	29
Oudtshoorn	11	0	3	14
Ephelele	62	2	20	84
West Coast				
Saldanha	28	1	4	33
Stellenbosch	17	6	13	36
Vanrhynsdorp	18	1	4	23
Ephelele	63	8	21	92
Metropole				
Blaauwberg	8	0	0	8
IsiXeko sase Kapa	33	0	0	33
False Bay	15	1	0	16
Southern	20	2	0	22
Tygerberg	28	2	0	30
Ephelele	104	5	0	109
Eonke	286	25	54	365

Izibonelelo zamathala eencwadi ezitsha nokunyunyiswa kwemigangatho (2015/2016)

	Ithala leencwadi	Umasipala	Isithili	Umhla wokuvula
Amathala eencwadi amatsha	Kuyasa	IsiXeko saseKapa	Tygerberg	eyoMqungu 2016
Amathala eencwadi amatsha amancinane	Wagenmakersvallei Volmoed Eluxolweni Klaasvoogds	Drakenstein Oudtshoorn Overstrand Langeberg	Stellenbosch Oudtshoorn Hermanus Swellendam	kuTshazimpuzi 2015 eyeThupha 2015 eyoMsintsi 2015 eyoMsintsi 2015
Izakhiwo zamathala eencwadi amatsha	Vredenburg	Saldanha	Saldanha	kuTshazimpuzi 2015
Ukunyunyiswa kwemigangatho yamathala eencwadi	Slanghoek Hangberg	Breede Valley IsiXeko saseKapa	Worcester Southern	eyoMnga 2015 eyoKwindla 2016

Amathala eencwadi ngomasipala ngamnye wesithili (2014-2015)

Izithili	Ubukhulu bama-nani abemi 2014*	Iindawo zenkonzo yamathala eencwadi 2014†	Ulwalamano 2014	Ubukhulu bama-nani abemi 2015*	Iindawo zenkonzo yamathala eencwadi 2015†	Ulwalamano 2015
Cape Winelands	835 135	71	1: 11 599	866 225	75	1: 11 549
Central Karoo	72 673	14	1: 5 190	74 246	15	1: 4 949
IsiXeko sase Kapa	3 913 830	109	1: 36 285	4 004 794	109	1: 36 741
Eden	595 886	69	1: 8 586	611 279	70	1: 8 732
Overberg	275 923	40	1: 6 898	286 786	40	1: 7 169
West Coast	419 891	57	1: 7 366	436 403	56	1: 7 792
iNtshona Koloni	6 118 338	360	1: 16 948	6 299 733	365	1: 17 259

*Ubalo lweStats SA ngo-2011; †Uphengululo loLuntu lweStats SA ngo-2016

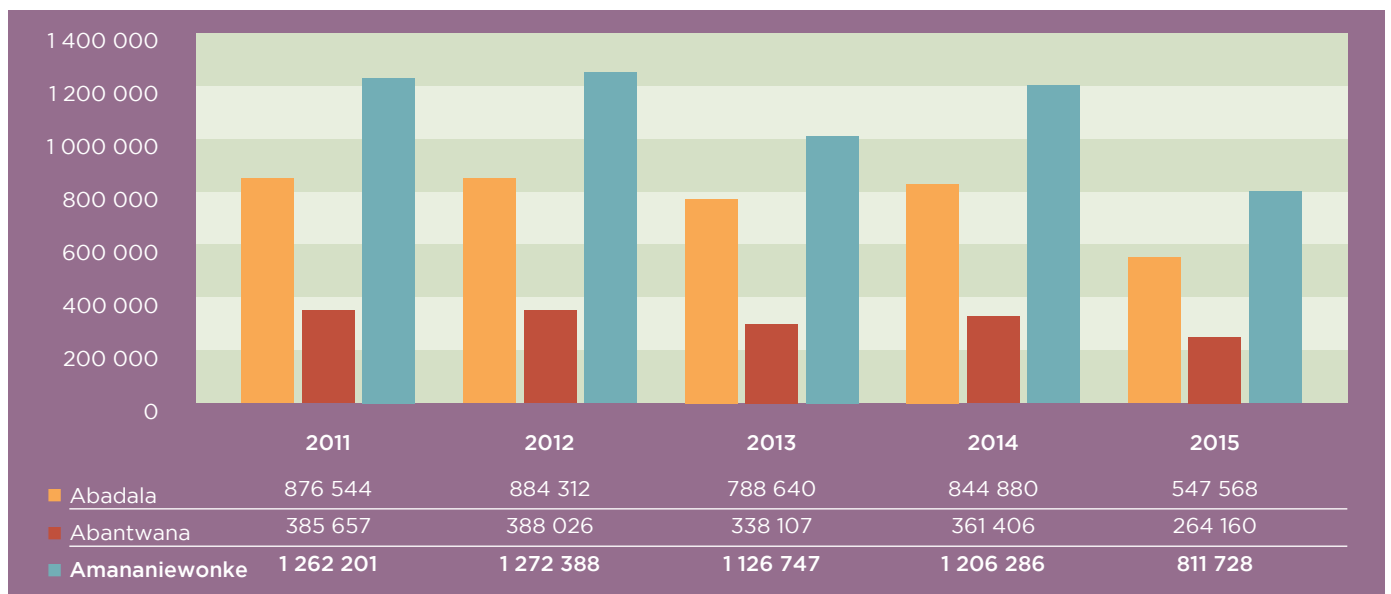
Iingqokelelo zamanani

Iingqokelelo zamanani ezingezantsi zezonyaka wekhalenda wango-2015. Iingqokelelo zamanani ezikwiitheyihibile eqhot-yoshelwe ngesithili ngasinye zisanikwa ngokweendawo zolawulo ezintathu zangaphambili, njengoko bezisasetyenziswa zinjalo ngo-2015.

Ubulungu

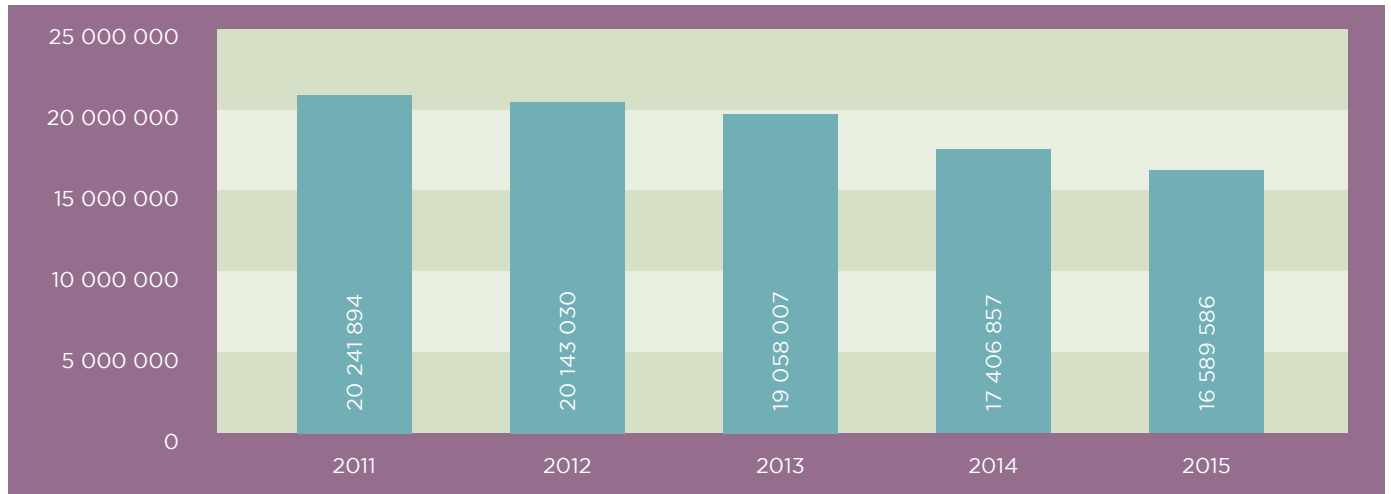
Ukubhaliswa ngokutsha kwamalungu amathala eencwadi oluntu kwinkqubo yolawulo lwamathala eencwadi iSLIMS exhaswa ngabakwaBrocade kukhokelele ekuncipheni kwethutyana kwamanani amalungu njengoko inkqubo iphawula amalungu abonakala esebenzisa amathala eencwadi ngenkuthalo.

Ubulungu kumathala eencwadi oluntu (2011-2015)



Ukubolekisa ngonyaka

Ukubolekisa ngeencwadi ngokweentlobo zeencwadi (2011–2015)



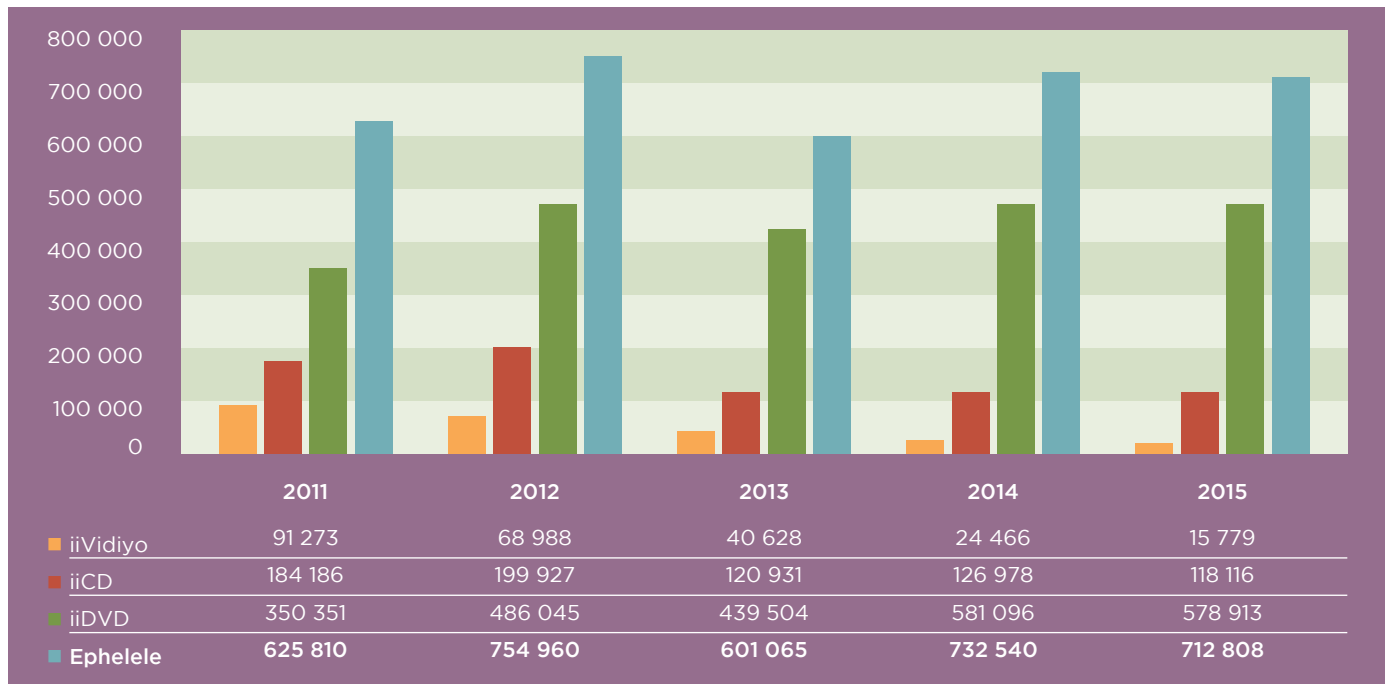
Ubolekiso ngeencwadi zoluhlu ngalunye ngonyaka ngamnye (2011 – 2015)

Unyaka	IsiAfrikansi see-Ngcingane	IsiNgesi see-Ngcingane	isiXhosa sabadala	Ezingamabali ayinyani	IsiAfrikansi sabantwana seengcingane	IsiNgesi sabantwana seengcingane	isiXhosa sabantwana	Abantwana lincwadi ezingamabali ayinyani	Amaphephancwadi
2011	6 425 741	4 973 733	53 476	2 114 989	2 178 765	2 937 088	97 789	832 753	627 560
2012	6 305 185	4 869 927	44 475	2 070 567	2 251 195	3 041 795	110 667	832 590	616 629
2013	5 845 475	4 597 545	48 421	1 916 354	2 240 197	2 940 162	111 579	771 554	586 720
2014	5 395 576	4 133 335	35 483	1 640 056	2 120 014	2 751 376	90 030	698 539	542 448
2015	5 073 865	3 964 232	32 548	1 511 644	2 037 289	2 740 719	96 057	630 324	502 908

Amathala eencwadi angawona asetyenziswa kakhulu amabali ayinyani (2014–2015)

2014	% ukusetyenziswa	2015	% ukusetyenziswa
Wandsbeck Ithala leencwadi	43	Khayamandi	52
Central	41	Malgas Ithala leencwadi	49
Khayamandi	38	Wandsbeck Ithala leencwadi	43
Weltevreden	38	Central	42
Harare Square	38	Masakhane	37
Masakhane	35	Langa	37
Langa	35	Philippi East	35
Hopefield	35	Avontuur Ithala leencwadi	32
Pelican Park	34	Pelican Park	32
Gugulethu	34	Nazeema Isaacs	31
Philippi East	34	Harare Square	31
Moses Mabhida	33	Brown's Farm	30
Kulani	30	Crossroads	29
Crossroads	30	Gugulethu	29
Brown's Farm	29	Simon's Town	29

Ukubolekisa ngempahla yamathala eencwadi ephula-phulwa ibukelwe (2011–2015)



Ingqokelelo zamanani okubolekisa ngomasipala ngamnye (2014–2015)*

Umasipala	2014	2015
IsiXeko sase Kapa	10 434 486	10 014 194
Drakenstein	755 296	589 943
Overstrand	623 334	516 616
George	538 072	475 529
Mossel Bay	507 212	461 468
Swartland	495 366	433 649
Hessequa	473 167	384 092
Breede Valley	424 925	376 423
Saldanha Bay	385 642	336 373
Langeberg	374 755	336 373
Stellenbosch	341 772	316 742
Knysna	313 310	301 197
Berg River	289 623	298 158
Oudtshoorn	274 825	256 304
Theewaterskloof	267 989	249 605
Witzenberg	267 307	227 815
Matzikama	215 956	204 972
Cape Agulhas	180 115	186 391
Beaufort West	167 480	168 792
Bitou	164 144	152 238
Swellendam	151 802	144 727
Cederberg	135 691	126 183
Kannaland	109 569	106 685
Prince Albert	88 525	81 830
Laingsburg	35 620	29 184

Amathala eencwadi angawona anamanani aphezulu okubolekisa (2014–2015)

2014	Amanani okubolekisa	2015	Amanani okubolekisa
Bellville	633 715	Brackenfell	570 549
Brackenfell	552 444	Bellville	530 867
Somerset West	506 211	Durbanville	461 079
Fish Hoek	435 799	Somerset West	437 219
George	387 046	Fish Hoek	425 618
Durbanville	342 495	George	328 218
Table View	292 724	Strand	320 684
Paarl	281 701	Table View	303 773
Central	273 690	Paarl	286 073
Goodwood	261 260	Central	278 460
Strand	258 609	Claremont	261 738
Edgemead	254 363	Edgemead	255 260
Claremont	251 591	Goodwood	251 186
Hermanus	236 575	Meadowridge	249 617
Tyger Valley	233 538	Hermanus	222 395

Izixa ziphelele zempahla yamaThala eeNcwadi

Izixa zempahla ziphelele kweli thuba lohlalutyio bezingangezididi ezi-6,487,083 kwaye ziquka iincwadi, amaphepha-ncwadi, imisebenzi yobugcisa, imidlalo, iimephu kunye nempahla ephula-phulwa ibukelwa. La manani ngawempahla yamathala eencwadi ezithili ali-15, iiMfumba Jiikelele kwiofisi eyintloko nakwiNgqokelelo yezaLathiso eyiNtloko. Ixabiso liphelele lempahla egciniweyo kuwo onke amathala eencwadi oluntu aseNtshona Koloni belimi kwi-R461,709,876 ekupheleni konyaka-mali wama-2015/16.

*Amanani angasentla awaquki lawo ezisele zamathala eencwadi njengoko zingekho phantsi kolawulo loomasipala

Impahla egciniweyo iphelele ngokwezithili (2014–2015)

Izithili	2014
Tygerberg	792 750
Ezinye (Isisele kwiSitrato iHospital , iNgqokelelo yeZalathiso eseNtloko neeMfumba Jikelele)	553 679
False Bay	481 968
Southern	471 981
Saldanha	440 910
Swellendam	436 370
Stellenbosch	424 204
George	371 877
Mossel Bay	363 302
Worcester	356 216
IsiXeko sase Kapa	343 951
Vanrhynsdorp	313 847
Hermanus	313 618
Blaauwberg	312 436
Oudtshoorn	296 348
Beaufort West	221 607
Ziphelele	6 495 064

Izithili	2015
Tygerberg	750 585
Ezinye (Isisele kwiSitrato iHospital , iNgqokelelo yeZalathiso eseNtloko neeMfumba Jikelele)	611 830
False Bay	454 227
Southern	436 788
Saldanha	436 765
Swellendam	431 863
Stellenbosch	424 535
George	386 505
Mossel Bay	374 181
IsiXeko sase Kapa	358 719
Worcester	347 248
Hermanus	326 715
Vanrhynsdorp	309 639
Oudtshoorn	303 645
Blaauwberg	302 874
Beaufort West	230 964
Ziphelele	6 487 083

IINKONZO ZENKXASO ZOOMASIPALA

Icandelo elonganyelweyo leeNkonzo zeNkxaso zooMasipala linoxanduva lokulawula isiBonelelo-mali esinemiQathango saMathala eeNcwadi oLuntu, iNkxaso-mali yoFakelo loo-Masipala kunye nesiBonelelo-mali sesiXeko samaThala eeNcwadi, kwaye zijoliswe ekunikeneni inkxaso kwiinkonzo zamathala eencwadi kwinqanaba loomasipala. Oku kuquka ulwabiwo noweliso lweenkxaso-mali kunye nokulandela inkcitho yoomasipala ngoqwalaselo, ngokunjalo nangokuncedisa oomasipala malunga nokwakhiwa kwesakhono sokuphatha ezi nkxaso-mali. Imisebenzi yecandelo lolawulo elonganyelweyo iqhutywa ngamacandelo amabini: iNkxaso-mali yooMasipala kunye nokuXhotyiswa kwamaThala eeNcwadi oLuntu.

Iinkxaso-mali yooMasipala

Injongo yesiBonelelo-mali esinemiQathango malunga namaThala eeNcwadi oLuntu kukuguqula isiseko semisebenzi samathala eencwadi oluntu asezidolophini nawasemaphandleni, izibonelelo neenkonziso ngokusebenzisa inkqubo yenkxaso karhulumente kwinqanaba lesizwe, lephondo nelikarhulumente wendawo.

ISebe leMicimbi yeNkcubeko neMidlalo lifumene izigidi ezili-R158,469,000 ezivela kwiSebe leSizwe lezobuGcisa neNkcubeko kunyaka-mali ka-2015/16. Kolu hlahlo lwabiwo-mali ezili izigidi R142,374,000 zithunyelwe koomasipala abangama-25 kwiphondo ukuze kuhlululwe abasebenzi abakumathala eencwadi oluntu, kuthengwe ifanitshala nezixhobo zokusebenza, kwakhiwe amathala eencwadi amatsha ngokunjalo kunyuswe futhi kulondolozwe amathala eencwadi akhoyo.

UkuXhotyiswa kwamaThala eeNcwadi oLuntu

Icandelo lokuXhotyiswa kwamaThala eeNcwadi oLuntu linoxanduva

nduva lweeprojekthi, ubukhulu becala ezifumana inkxaso yesiBonelelo-mali esinemiQathango yamaThala eeNcwadi, kuquka amathala eencwadi amatsha, kunyusolwemigangatho lwamathala eencwadi, kwiProjekthi yoQhagamshelo lwamathala eeNcwadi yaseMaphandleni (RLCP), kwiprojekthi ye-Khompuyutha yempumezo yeMathala eeNcwadi aseMzantsi ngokunjalo nokusebenzisana noSungulo lophondo oluBanzi. Ezinye iiprojekthi zilawulwa kwiofisi esentloko kanti ezinye zilawulwa ngokudibana noomasipala.

IsiBonelelo-mali esinemiQathango

Iitheyibhile ezimbini ezingezantsi zibonisa ulwabiwo-mali lwengxowa-mali yesiBonelelo-mali esinemiQathango (iTheyibhile A) kunye nemisebenzi exhaswa ngemali yingxowa-mali (iTheyibhile B).

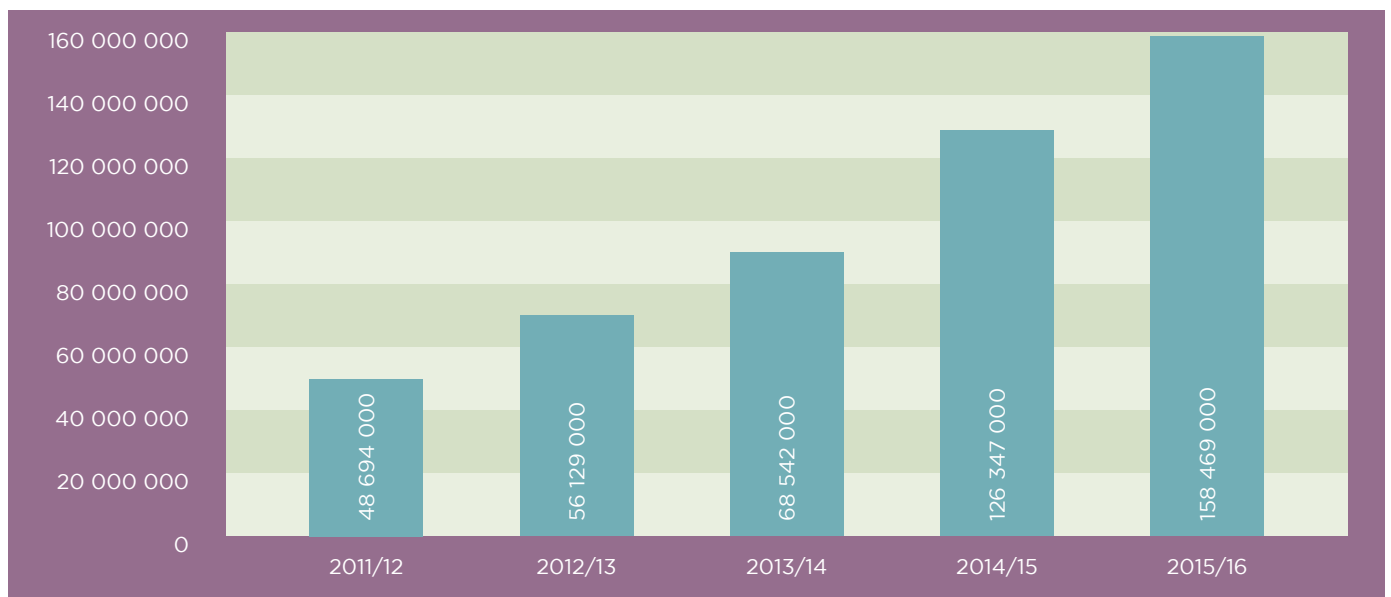
Iitheyibhile A: Ulwabiwo-mali lwengxowa-mali yesiBonelelo-mali esinemiQathango ngo-2015/16

Ulwabiwo-mali luphelele lwesiBonelelo-mali esinemiQathango	158 469 000
Uweliso-mali luphelele oluthunyelwa koomasipala (abasebenzi, amathala eencwadi amatsha, unyusolwemigangatho wamathala eencwadi, ulondolozo nefanitshala)	142 374 000
Impahla yamathala eencwadi ethengiweyo	3 912 000
Isiseko semisebenzi seICT	5 319 000
IThala leeNcwadi laseMzantsi Afrika leprojekthi yabangaBoniyo	1 000 000
Ulawulo lweziBonelelo-mali kwisebe (iindleko zokusebenza: abasebenzi, impahla neenkonziso)	5 864 000

Itheyibhile B: Imisebenzi exhaswa ngemali ngengxowa-mali yesiBonelelo-mali esinemiQathango ngo-2015/16

Inani lezinto eziyimpahla ezinokubalwa ezinokuthengwa zamathala eencwadi	56 403	Inani lamathala eencwadi anesiseko sokusebenza seICT (esitsha nesihlaziyiweyo, esigxunyekiweyo)	Ezihlaziyiweyo — 20 Iziza ezitsha — 15
Amathala eencwadi amatsha akhiweyo	2	Inani leenkqubo zokufumanisa iincwadi ezinikwa inkxaso-mali ukulungiselela amathala eencwadi	20
Amathala eencwadi akhoyo anyuselwe umgangatho	3	Inani leeprojekthi zentsebenziswano neThala leeNcwadi laseMzantsi Afrika labangaBoniyoye elifumana inkxaso-mali yokuseka iinkonzo zohlobo olulodwa zabantu abaneengxaki zokubona.	1
Inani labasebenzi kumathala eencwadi oluntu anikwe inkxaso-mali	650	Inani lamathala eencwadi oluntu anofikelelo lweIntanethi (olwandiswayo)	215
Inani lamathala eencwadi amatsha amancinane asekiweyo	4		
Inani loomasipala abafumana iintlawulo ngoweliselomali	25		

Uhlahlo lwabiwo-mali lwesiBonelelo-mali esinemiQathango 2011/12-2015/16



Ugonyaziso olunganikwa nkxaso-mali lwamathala eencwadi lwamathala eencwadi koomasipala adweliswe ngezantsi (ahlelwe njengoomasipala B1 - B2, okokuqala, luhlangatyezwe ngeNkxaso yesiBonelelo-mali esinemiQathango ngonyaka-mali ka-2014/15.

Oomasipala beB1- nabeB2

Breede Valley	Oudtshoorn
Drakenstein	Overstrand
George	Saldanha Bay
Knysna	Stellenbosch
Mossel Bay	

Inkxaso-mali yoFakelo looMasipala

Injongo yeNkxaso-mali yoFakelo looMasipala kaRhulumente weNtshona Koloni (MRF) kukuxhasa utyalo-mali loomasipala kwiinkonzo zamathala eencwadi nokulondoloza ukunikelwa nokuphuhlisa kweenkonzo ezilolo hlobo ngokobungcali kwixesha elizayo koomasipala beB3 abalishumi elinesihlanu beNtshona Koloni. Kunyaka-mali ka-2015/16 kufunyenwe ama-R60,617,000 kuNondyebo wePhondo. Kule mali ama-

R58,500,000 athunyelwe koomasipala abali-15 kule mimandla mithathu.

Uhlahlo lwabiwo-mali (2015/16)

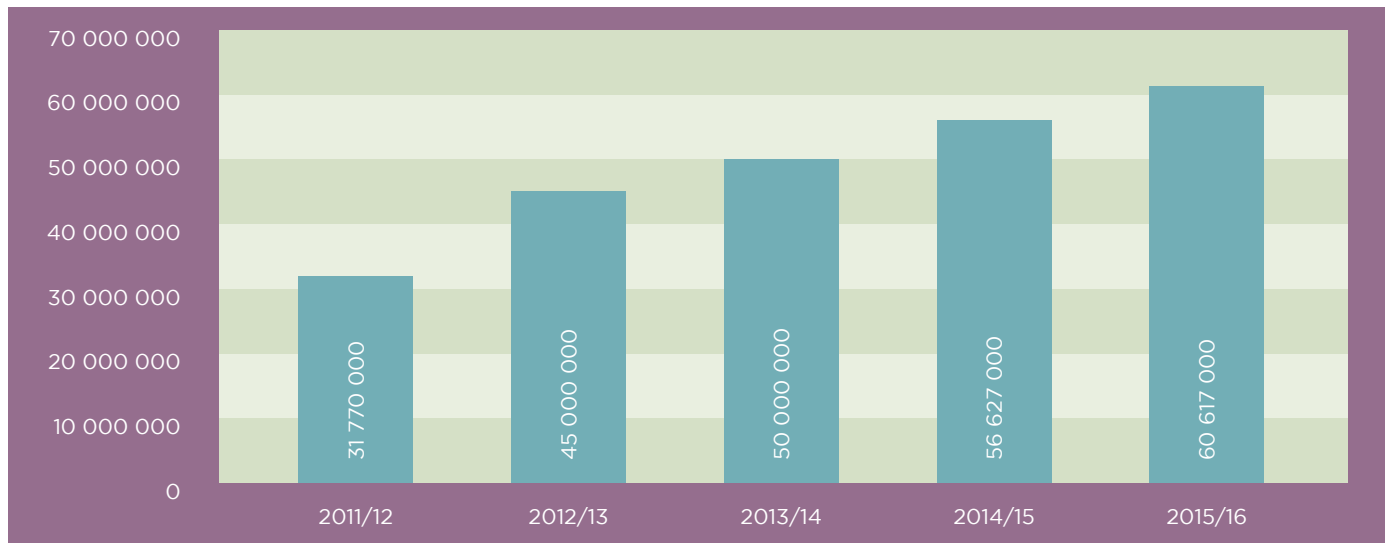
Uhlahlo lwabiwo-mali	R60 617 000
Uweliselomali koomasipala abali-15	R58 500 000
Ulawulo lweziBonelelo-mali (iindleko zokusebenza: abasebenzi, impahla neenkono)	R2 117 000

Imisebenzi efumana inkxaso-mali yeMRF (2015/2016)

Oomasipala beB3	15
Abasebenzi bamathala eencwadi abavuzwa ngofakelo	212
Amathuba otyelelo alandelwa ngoqwalaselot	45

Oomasipala abadweliswe ngezantsi bahlelwe njengoomasipala beB3 eNtshona Koloni kwaye bafumana inzuzo kwiNkxaso-mali yoFakelo looMasipala:

Uhlahlo lwabiwo-mali lweNkxaso-mali yoFakelo yooMasipala 2011/12-2015/16



Oomasipala beB3

Beaufort West	Langeberg
Berg River	Matzikama
Bitou	Prince Albert
Cape Agulhas	Swartland
Cederberg	Swellendam
Hessequa	Theewaterskloof
Kannaland	Witzenberg
Laingsburg	

IsiBonelelo-mali saMathala eeNcwadi esiXeko

IsiBonelelo-mali samaThala eeNcwadi esiXeko yinkxaso-mali karhulumente entsha eNtshona Koloni enenjongo yokuncedisa kwinkcitho yesiXeko saseKapa kusiseko sokusebenza kumathala eencwadi. Ngo- 2015/16 esi sibonelelo sifikelele kwizigidi ezi-R5,000,000 saze saweliswa sonke eso sixa-mali.

ULUNGISELELO LWEOfISI EYINTLOKO

Umsebenzi ophambili we-WCLS (iNkonzo yamaThala eeNcwadi yaseNtshona Koloni) kukunikela ngempahla yamathala eencwadi kumathala eencwadi oluntu azimanyileyo. Oku kwenziwa ngokusebenzisa inkqubo elawulwa kwiofisi eyintloko yokukhetha, ukufumana, ukusebenzisa inkqubo yeekhathalogu nokuqhubela phambili impahla etyalwa kumathala eencwadi ngothungelwano lwamathala eencwadi ezithili. ULungiselelo lweOfisi eyiNtloko lunoxanduva lokukhetha nokufumana, ukuodola, nokwenza amalungiselelo obungcali kunye nokuqhubela phambili impahla yamathala eencwadi, ulawulo lwenkqubo yamathala eencwadi elawulwa ngekhompyutha, imisebenzi yeofisi malunga nemali kunye neenkonzo zenkxaso ngokunjalo neenkonzo zokufikelela kwimithombo yolwazi, uphando, upapasho kunye nenkuthazo. ULungiselelo lweOfisi eyiNtloko luneeyunithi ezine ezizezi, ukuKhetha noKwamkela, iiNkonzo zeMisebenzi yobuChule, iiNkonzo zoLawulo lweeNkcukacha kunye neNkonzo yeNkxaso.

Ukukhetha nokuThenga

Icandelo lokuKhetha nokuThenga linikela ngempahla yoluhlu olubanzi ephengululwe ngobungcali liphinde lilawule uhlahlo lwabiwo-mali lwenene lwamathala eencwadi oluntu nolwezithili ukuze likhethwe impahla yamathala eencwadi angawabo. Iingcali zemfundo yamathala eencwadi ziphengulula iincwadi ezifakwe kabini ngenyanga ukuze ziqwalaselwe ngabathengisi ababhaliswe kwisiSeko seeNkcukacha sabaThengisi baseNtshona Koloni. Emva koko kuphengululwa izihloko ezikhethiweyo, ukuze ziquke zonke zontathu iilwimi ezisesikweni zaseNtshona Koloni apho kuqukwa khona zonke iintlobo zeencwadi ukususela kwiincwadi ezithengwa kakhulu ukuya ezincwadini zeziganeko eziyingcingane, ezamabali ayinyani, izikhokelo zofundonzulu, impahla abalathiselwa kuzo abafundi kunye neencwadi zabantwana, nezinye. Kuyilwa ingxelo yeenkcukacha zezihloko ngempahla nganye ephengululwe kwiNkqubo yeSITA yoLawulo lweeNkcukacha yamaThala eeNcwadi (SLIMS).

Kubakho iintlanganiso ezimbini ngokukhethwa kweencwadi ngenyanga - enye yeyeencwadi zabantwana ukuze enye ibe yeyeencwadi zabadala. Uphengululo lwezihloko ezifanele ukuqwalaselwa zifumaneka ekhompuyutheni kwiiveki ezimbini phambi kwentlanganiso kanti iincwadi zona ngokwazo ziyafumaneka kwiingcali zamathala eencwadi ukuze baziqwalasele ngokunjalo bazikhethwe kwiofisi yethu eyiNtloko. Ithala leencwadi ngalinye kwiNgingqi yoLawulo lwesiXeko labelwa uhlahlo lwabiwo-mali ngentlanganiso nganye. Amathala eencwadi kwiindawo ezisemaphandleni asaqhuba ngokunikela ngegalelo lawo kwiintlanganiso zokukhetha iincwadi ngokuthumela ngeengcali zawo zamathala eencwadi abangabameli bawo kwezi ntlanganiso. Kwithuba eliphantsi kohlalutyo, zingama-4,897 ziphelele iincwadi eziphengululweyo kanti kubanjwe iintlanganiso zokukhetha iincwadi ezingama-22.

Emva kweentlanganiso zokukhethwa kweencwadi, kuqwalaselwa izixa zamanani neenkcukacha zezihloko zeencwadi, ukuze emva koko izicelo ezisayiniweyo zisiwe kwiCandelo leeOdolo apho kufakwa khona iiodolo kubathengisi.

Nangona ugxininiso lusencwadini eshicilelweyo, impahla ephula-phulwa ibukelwa (iiCD neeDVD) nayo iyathengwa.

Ukukhetha nokuThenga (2014–2015)

	2014	2015
likopi ezamkelwayo ezifunyenweyo	21 556	22 800
lintlanganiso zokukhethwa kweencwadi zabadala	11	11
lintlanganiso zokukhethwa kweencwadi zabantwana	12	11
Izihloko zeencwadi eziphengululweyo	4 367	4 897
Impahla ethengiweyo yamathala eencwadi		
lincwadi	191 976	251 851
Ephula-phula ibukelwa	2 495	4 339
Iphelele	194 471	256 190

IiNkonzo zobuChule bomSebenzi

IiNkonzo zobuChule bomSebenzi ziquka la maCandelo, elee-Khompyutha, eleeKhatalogu nelaMalungiselelo.

Icandelo leeKhompyutha

Indima ephambili yeli candelo kukuncedisa nokuxhasa amathala eencwadi oluntu kunye nabasebenzi bephondo ngenkqubo yekhompyutha yolawulo lwamathala eencwadi (iSLIMS) ngokunjalo nezinye iingxaki zeICT. Eli candelo lizinxulumanisa nabadlali-ndima abafana neArhente yobuChwepheshe be-Nkcukacha zoMbuso (SITA).

Ngamathala eencwadi oluntu angama-27 epelele ebenxulunyaniswe yiNkonzo yamaThala eeNcwadi kwiSLIMS ngo-2015. Inkoliso yamathala eencwadi eNtshona Koloni ngoku anxulumene nale nkqubo yokusebenza kwinkqubo yekhompyutha.

Icandelo leeKhatalogu

Umsebenzi ongundoqo weCandelo leeKhatalogu kukwenza ukuba iikhatalogu zifumaneke ekhompyutheni kwinkqubo yeSLIMS. Kubalulekile ukuba abaqeshwa bazifake ngokuchanekileyo iinkcukacha ukuze kuqinisekise ingqiqo yesiseko seenkcukacha kunye nokufunyanwa kweenkcukacha ngempumelelo ngabasebenzisi bamathala eencwadi. Ukulawulwa okuyintsusa kweekhatalogu malunga nezihloko zeencwadi zeziganeko eziziingcingane kuyenziwa njengoko kukhawuleza ukungenisa izihloko zamabali aziingcingane kwinkqubo yeSLIMS kunokuzithoba kwiWorldCat. Khuphela izihloko zeeKhatalogu zamabali ayinyaniso kwiWorldCat. Iingcali zokufaka impahla yamathala eencwadi kwiikhatalogu zifanele ukukwazi ukunceda amathala eencwadi oluntu ngokukhangela kwiikhatalogu.

Ngezantsi ngamanani empahla efakwe kwiikhatalogu kwithuba leminyaka yekhalenda emihlanu edlulileyo:

Impahla efakwe kwikhatalogu (2014–2015)

Impahla	2011	2012	2013	2014	2015
lincwadi	3 753	5 545	9 719	7 040	5 999
iiCD	13	44	0	0	86
iiCD-ROM	0	0	0	0	1
lincwadi eziphulaphulwayo	0	0	0	0	0
iiDVD	48	237	622	0	75
Iphelele	3 814	5 826	10 341	7 040	6 161

Icandelo laMalungiselelo

Injongo ephambili yeCandelo laMalungiselelo kukwamkela, ukuqhubela phambili nokuthumela impahla entsha yamathala eencwadi. Le misebenzi iqala ngokwamkela impahla entsha yethala leencwadi ukuya ekuthumeleni kwasekugqibeleni kwempahla yeveki nganye ukuya kumathala eencwadi ezithili ali-15 nakwi Candelo leZalathiso eliyiNtloko (Central Reference Section -SN) eNtshona Koloni.

Ngezantsi kukho uqikelelo lwamanani ezinto eziyimpahla yamathala eencwadi eziqhutyelwe phambili kwiminyaka yekhalenda emine edlulileyo:

Impahla eqhutyelwe phambili (2012–2015)

	2012	2013	2014	2015
Impahla eqhutyelwe phambili	332 217	277 531	246 527	312 169

IiNkonzo zoLawulo lweeNkcukacha

Injongo nogqaliselo oluphambili lweeNkonzo zoLawulo lweeNkcukacha kukunika inkxaso kumacandelo angaphakathi, kubaqeshwa nakumathala eencwadi ezithili nakumathala eencwadi oluntu. IiNkonzo zoLawulo lweeNkcukacha zinamacandelo amhathu angala, iZalathiso zeOfisi eyiNtloko (SN), uPapasho neeNkuthazo ngokunjalo noPhando.

Icandelo eliyiNtloko leZalathiso (Central Reference Section – SN)

Icandelo eliyiNtloko leZalathiso, elaziwa ngokuthi yi-SN, lineengoqokelela ezintlanu, ekuthiwa yingqokelela yezalathiso, ingqokelela yemiboniso bhanya-bhanya, ingqokelela yemisebenzi yezobugcisa, ingqokelela yomculo nengqokelela yempahla ephulaphulwa-ibukelwa. Umsebenzi weli candelo kukunika iinkcukacha kunye nemithombo yolwazi oluvela kwingqokelela eyintloko yezalathiso, eneencwadi ezingama-59,686, ngokudlula kumathala eencwadi ezithili ali-15 ukuya kumathala eencwadi oluntu ayi-365 eNtshona Koloni. Oku kuthetha ulawulo lweenkcukacha nokukhupha izicelo kwimpahla egciniweyo yecandelo ngokunjalo namanye amaziko ngokusebenzisa inkqubo yeSABINET. Omnye umsebenzi ongundoqo kukuphendula imibuzo eseyilungisiwe emalunga nezalathiso, okuphambili malunga neprojekthi zezikolo, ngokunjalo nokunikela ngeencwadi zokufunda, kuqukwa impahla ephulaphulwa-ibukelwa efana neevideo, imiboniso bhanya-bhanya, iiDVD, iiCD kunye nezifundo ngeelwimi. Umgao-nkqubo wokuqokelela izixhobo ezigciniweyo weli candelo usekwe ekunikweni kwemithombo yolwazi equlethe iinkcukacha zohlobo olulodwa.

Impahla egciniweyo iphelele nokubolekisa (2014–2015)

	Iphelele 2014	Ukubolekisa 2014	Iphelele 2015	Ukubolekisa 2015
Isalathiso esiy-iNtloko	59 604	1 766	59 686	1 344
Ingqokelela ephulaphulwa-ibukulwa (iiDVD, iifilimu, iicD ROM neevideo)	10 521	553	9 763	787
Ingqokelela yomculo	7 079	57	7 330	56
Ingqokelela yemisebenzi yezobugcisa	4 722	8	4 725	165
Iphelele	81 926	2 384	81 504	2 352

Upapasho neeNkuthazo

Injongo nogqaliso oluphambili lweCandelo loPapasho neeNkuthazo kukukhuthaza ukusetyenziswa kwamathala eencwadi oluntu kunye neenkonzozo zawo eNtshona Koloni. Ngaphezu koko, eli candelo likwanoxanduva lokukhuthaza ukusetyenziswa kwamathala eencwadi nokudala inkcubeko yokufunda ngokunikela impahla kumathala eencwadi oluntu nangokusingatha amatheko afana neVeki yaMathala eeNcwadi, iVeki yeSizwe yeeNcwadi kunye nezinye iiprojekthi.

Uhlahlo lwabiwo-mali (2013/14–2015/16)

2013/14	R1 260 000
2014/15	R740 000
2015/16	R 980 000

Iphepha-ncwadi leCape Librarian


Upapasho olwenziwe kathandathu lweCape Librarian lube kunyaka ka-2015 apho bekukho ihlelo elilodwa lwamakhasi angama-64 ngenxa yokuba ibisisikhumbuzo sama-60 se-WCLS. Uludwe lokunikelwa kweli phepha-ncwadi luhlaziye ngokupheleleyo lwaze lwandiswa ukuze luquke abasebenzi abaphambili kuwo onke amasebe karhulumente nakwizikolo zeLIS ngokunjalo nakubabhali nabantu ababaluleke kwihlabathi leencwadi.

Isikhumbuzo sama-60 seNkonzo yamaThala eeNcwadi

Icandelo loPapasho neeNkuthazo lalinoxanduva locwangciselelo, ukwenza amalungiselelo nokusingatha imibhiyozo yomhla wokuzala wama-60 weNkonzo yaMathala eeNcwadi aseNtshona Koloni.

Njengamalungiselelo salo msitho, kuqhutywe iiprojekthi ezilandelayo:

- kuqokelelwe imizobo yabo bonke abalawuli bexesha elidlulileyo nabanguku, yenzelwa izakhelo yaze yaboniswa



kumgangatho wesithathu kwiOfisi eyiNtloko

- umfanekiso osisigxina wembali engafanele kulityalwa wamacandelo ahluka-hlukileyo eNkonzo yamaThala eeNcwadi wamacandelo ahluka-hlukileyo eNkonzo yamaThala eeNcwadi wabekwa kwisango lokungena elidala kwiSitrato iHospital
- umdibaniso wefoto ngembali ezotywe phezu kweminye efakwe kwizakhelo ezilishumi wabasebenzi bangaphambili nabahleliyo emsebenzini yaze yaxhonywa edongeni ngasesangweni kumgangatho wesibini
- umfanekiso oneminye imifanekiso kuwo obonisa izigaba ezahluka-hlukileyo zokwakhiwa kwesakhiwo seNkonzo yamaThala eeNcwadi zakhe uboniswe kwisango elikhulu kwisakhiwo seNkonzo yamaThala eeNcwadi kanti ngoku iyinxenye yomboniso samaThala eencwadi kwaye kwaye ngoku uyinxenye yamathala eencwadi.

Usuku lweAfrika lwango-2015

INkonzo yamaThala eeNcwadi iphinde yabhiyozela uSuku lweAfrika kuwo onke amathala eencwadi ayo. Uqaliso belubeke iliso kumaqela oluntu aneendwendwe zama-Afrika. Iziphumo ezingqalisiweyo zale projekthi ziquke uyilo lweepowusta, imiboniso yemisebenzi yobugcisa yama-Afrika, imiboniso yababhali bama-Afrika, umsebenzi wobugcisa wokupeyinta, imiboniso yeefilimu kunye nokuthunyelwa kwempahla ekhuthaza ukuzibandakanya, efana neebhaluni kunye nokufakwa kwemibala-bala emaphepheni. Amathala eencwadi athile aququzelele imisebenzi eboniswe ngababhali bama-Afrika bendawo, abaxhentsi kunye nababonisi bemisebenzi yeAfrika obuchule bobugcisa.

Ucwangciso lonyaka lwango-2016

Kwenziwe ucwangciso lonyaka ka-2016 oluthunyelwe kuwo onke amathala eencwadi oluntu eNtshona Koloni ngokunjalo nababelana ngegunya kwimo engqonge iLIS.

IVeki yamaThala eeNcwadi yango-2015

Ukutyala nokukhuthaza inkcubeko yokufunda, ukusebenzisa amathala eencwadi, nokufunda kubude bonke bobomi, iNkonzo yamaThala eeNcwadi inenxaxheba ngonyaka ngamnye kwitheko leVeki yeSizwe yamaThala eeNcwadi ngokusebenzisana namaThala eeNcwadi kunye noMbutu woLawulo lweeNkcukacha waseMzantsi Afrika (LIASA). Kulo nyaka iNkonzo yamaThala eeNcwadi, idibene noMasipala wase-Matzikama, isingathe iVeki yeSizwe yamaThala eeNcwadi yango-2016 eMaskam Mall eWest Coast. Umxholo wango-2016 ubusithi; *#libraries4lifelonglearning*. Impahla ekhuthaza uku-zibandakanya nenikelwe kumathala eencwadi oluntu ngeVeki yamaThala eeNcwadi ibiquka izingxobo zamathala eencwadi, iipowusta kunye namacwecwe okwahlukanisa amaphepha encwadi, ngokwenza njalo abasebenzi bamathala eencwadi bakwazile ukuququzelela imisebenzi yokukhuthaza imisebenzi yamaqela oluntu abasebenza phakathi kwawo.

Amabhaso kwiMicimbi yeNkcubeko

Ngowama-2015/16, iNkonzo yamaThala eeNcwadi ibiyinxenye yeqela ebeliququzelela umsitho wonyaka waMabhaso eMicimbi yeNkcubeko ngokusebenzisana namanye amacandelo alawulayo eSebe leMicimbi yeNkcubeko neMidlalo. Amabhaso ngawokubhiyozela ubume obutyebileyo nobudlamkileyo benkcubeko yaseNtshona Koloni ngokubalula impumezo kwiinkalo zolwimi, ezobugcisa nenkcubeko, ilifa, amaziko olondolozo lwemabali, amagama ezelizwe, amathala eencwadi

noovimba beenkcukacha ezigciniweyo.

Amathala eencwadi aseNtshona Koloni agqwesile emabhasweni:

Elona Thala leeNcwadi loLuntu liPhambili: liNkonzo zaBantwana	IThala leeNcwadi laseMount Pleasant, isiXeko saseKapa
Elona Thala leeNcwadi loLuntu liPhambili: liNkonzo zoLutsha	IThala leeNcwadi laseKensington, isiXeko saseKapa
Elona Thala leeNcwadi loLuntu liPhambili kwamaNcinane	IThala leeNcwadi lasePrince Albert, uMasipala wasePrince Albert
Elona Thala leeNcwadi loLuntu liPhambili kwaPhakathi	IThala leeNcwadi laseMasiphumelele, isiXeko saseKapa
Elona Thala leeNcwadi loLuntu liPhambili kwaMakhulu	IThala leeNcwadi loLuntu laseBellville, isiXeko saseKapa

IVeki yeSizwe yeeNcwadi yango-2015

IVeki yeSizwe yeeNcwadi — yiprojekthi edityanelweyo ye-Bhunga loPhuhliso lweeNcwadi yaseMzantsi Afrika (South African Book Development Council — SABDC) kunye neSebe lezobuGcisa neNkcubeko — eyasungulwa ngowama-2011 ukuze kubhiyozelwe iincwadi nothando lokufunda. INkonzo yamaThala eeNcwadi yeNtshona Koloni isingethe itheko eliqhutywe kumaziko athile leVeki yeSizwe yeeNcwadi kwisiphaluka saseGeorge ukususela ngomhla wesi-8 ukuya kowe-10 kweyoMsintsi ngo-2015. Kundululwe iinkqubo ezinxulumene nokufunda ukususela ngomhla wesi-8 ukuya kowe-9 kweyoMsintsi ngo-2015 eThembalethu Mall nakwiThala leencwadi lasePacaltsdorp Library ngokunjalo naseGeorge Civic Centre ngomhla we-10 kweyoMsintsi ngo-2015.

Icandelo loPhando

ICandelo loPhando kwiNkonzo yamaThala eeNcwadi liqhuba uphando ngemibandela yamathala eencwadi ebalulekileyo kumathala eencwadi oluntu nakwabanye abadlali-ndima kwinkalo yamaThala eeNcwadi nakwiNzululwazi yoLawulo lweeNkcukacha. Likwanikela ngemithombo yeenkcukacha ikhokelele kufikelelo lweenkcukacha zolawulo ngokunjalo iqukanisele iingqokelelo zamanani zonyaka zawo onke amathala eencwadi angama-365.

Ulawulo lweeNkcukacha

Imithombo yeenkcukacha elandelayo ibiphuhlise kwicandelo elixhasa abasebenzi nemisebenzi yolawulo:

- izindwe ezingamashumi amathathu zoqhagamshelwano ezibaluleke kwinkalo yeLIS field, kuquka noludwe lopelomagama olwamkelweyo lwawo onke amagama amathala eencwadi
- ikhathalalogu yemifanekiso yazo zonke izakhiwo zamathala eencwadi aseNtshona Koloni
- umboniso wezilayidi zembali yeNkonzo yamaThala eeNcwadi
- isalathi esisekhompyutheni semifanekiso yasembalini kunye neenkcukacha malunga namathala eencwadi kwamanye amathuba adlulileyo okupapashwa kweCape Librarian kunye neengxelo zonyaka zangaphambili.

I-Atlasi yamaThala eeNcwadi

Iintsebenziswano yokubambisana ngamandla neZiko loSungu-

lo olusekhompyutheni /EGA /Corporate GIS kwiSebe leNkulumbuso neSebe leMicimbi yeNkcubeko neMidlalo (DCAS) ikhokelele kuyilo lwemephu entsha esekwe kwi-Intanethi yazo zonke izibonelelo zoluntu eziphantsi kolawulo lweDCAS. Amathala eencwadi enza elona qela likhulu lezibonelelo eziboniswe emephini ngale ndlela kunye neendawo akuzo ncam ngokwezelizwe ngokunjalo neenkukacha ezibalulekileyo, kuqukwa iiyure zokuvula, ngoku kunokufikelelwa kuwo ngokungena kwiwebusayithi yeDCAS.

AmaThala eeNcwadi, iiNtlobo zeeNcwadi kunye nesiseko seNzululwazi yoLawulo lweenkcukacha (LLIS)

Eli candelo linomthwalo lokwenza ukuba isiseko seenkcukacha esisekhompyutheni seLLIS (esisingathwe yi EBSCO) sifikeleleke kubasebenzi beNkonzo yamaThala eeNcwadi nakwabanye abasebenzi ngokunjalo nabasebenzisi bawo onke amathala eencwadi aseNtshona Koloni abakhangelela ukhokelo lobungcali okanye abafuna ukuqhuba uphando kwinkalo yamaThala eeNcwadi neNzululwazi yoLawulo lweenkcukacha (LLIS).

Iingqokelelo zamanani malunga nokusetyenziswa kwenkonzo zibonisa ukuba isiseko seenkcukacha zisetyenziswe kakuhle kunyaka waso wesithathu womrhumo. Inani labasebenzisi elikhulu ngaphezu kwelo ngoku liyakwazi ukufikelela kwiintlobo zeencwadi zobungcali kwinkalo yeLLIS kanti abafundi bale nkalo bayakwazi ukwenza uphando lwabo kwithala leencwadi labo loluntu ngokusebenzisa amaphepha-ncwadi obungcali angama-470 afumaneka ekhompyutheni.

Ukusetyenziswa kwenkonzo (2014-2015)

Ithuba	Amanani ofikelelo	Amanani ophando	Okuqulathiweyo kuphelele	Ingabulazigcawu
2014	96	417	135	260
2015	137	748	230	361

INkxaso yoLawulo lweMisebenzi yeOfisi kumaThala eeNcwadi

Icandelo leNkxaso yoLawulo lweMisebenzi yeOfisi kumaThala eeNcwadi lasekwa kweyomQungu ngo-2016. Eli candelo liya kuba nomthwalo wolawulo oluncomekayo lohlahlo lwabowo-mali lweNkonzo yamaThala eeNcwadi ngokubek' iliso kumququqelo wemali esesandleni (ikheshi) nakwiziqhelo zokuchitha imali ukuze kuqinisekise ukuphela konyaka-mali okungenamakhwiniba. Eminye imisebenzi yeli candelo iya kuba kukuthengwa kwempahla neenkonziso kunye nokuhlulwa rhoqo kweenvoyisi. Ukwakha nokuhlulwa kwezithuthi kwiihofisi zezithili kuya kwenzelwa ukuqinisekisa ukuba zonke iziphene, imingcipheko nezoyikiso ziyachongwa futhi zixelwe. Eli candelo kwakhona liya kunika inkxaso kubasebenzi abanemibuzo iphelele emalunga nabaSebenzi.

Abasebenzi 2014-2015

	2014	2015
Abesigxina	170	178
Abekhontrakthi	2	1
Abafundi bezingxungxo	14	10
Abe-EPWP	37	42
Bebonke	223	231

Icandelo loGcino-maxwebhu


Icandelo logcino-maxwebhu linomthwalo wokugcina zonke iingxelo nokuqwalasela ulawulo lwazo zonke iifayili nama-xwebhu eNkonzo yamaThala eeNcwadi. Eli candelo lifanele ukuqinisekisa ukuba zonke iinkqubo, imithetho nemimiselo kunye nowiso-mthetho oluphathelele kulawulo lweengxelo ziyathotyelwa.

ISISHWANKATHELO SEENGQOKELELO ZAMANANI

	2014	2015
Amanani abantu baseNtshona Koloni	6 116 300	6 279 733
Amathala eencwadi oluntu aseNtshona Koloni	361	365
Abasebenzisi ababhaliswe kumathala eencwadi oluntu	1 206 286	811 728
Ukubolekisa ngeencwadi namaphepha-ncwadi	17 406 857	16 589 586
Ukubolekisa ngempahla ephulaphulwa ibukelwe	732 540	712 808
Impahla yamathala eencwadi ekubolekiswa ngayo	18 139 397	17 302 394
Impahla yamathala eencwadi egcinwe kwiphondo	6 495 064	6 487 083
Amathuba otyelelo lwabasebenzi bephondo	1 516	1 516
Izinto eziyimpahla yamathala eencwadi eziqhutyelwa phambili	246 527	312 169
Iinkqubo zoqeqesho kumathala eencwadi	26	27
Imirhumo yonyaka yamaphepha-ncwadi	6 433	6 154
Oomasipala abanikwa inkonzo	25	25
Izithili	15	15
Iiprojekthi zenkuthazo	12	12
Izinto eziyimpahla yamathala eencwadi ezithengisiweyo (iincwadi nempahla ephulaphulwa ibukelwe)	191 976	251 851



INKONZO YAMATHALA EENCWADI YENTSHONA KOLONI YANGO-2015/16



Yasekwa ngowe-1955




Uthungelwano olulolona lukhulu lwamathala eencwadi e-Afrika



ABASEBENZISA BAMATHALA EENCWADI ABABHALISIWEYO

Abahlali beNtshona Koloni abangama-**811,728** kwizigidi ezi-**6,279,733**



Kubolekiswa ngezinto zamathala eencwadi ezizigidi ezili-**17,302,394**



izigidi ezingama-**R310,136,000** ezichithwe kubasebenzi bamathala eencwadi, ekuphuculeni nasekwakheni imathala eencwadi amatsha

365

Zindawo ezingama-365 zenkonzo yamathala eencwadi ezifumene inkxaso yobungcali

5

Kusekwe iindawo zenkonzo yamathala eencwadi ezi-5 ezintsha

6,487,083

Impahla yamathala eencwadi egciniweyo zizigidi ezi-6,487,083

6,154

Ngama-6154 oolindixesha namaphepha-ndaba afunyanwa egameni lamathala oluntu ngokurhunyelwa

256,190

Ngama-256,190 ezixhobo zamathala eencwadi ezitsha ezithengiweyo: iincwadi nezinesandi ezibukelwayo




Ukufikelela simahla kuvimba weenkukacha osekompuyutheni obizwa iThala leeNcwadi, uLuncwadi noBunzulu-lwazi ngeeNkcukacha



Ijenali yobungcali yeThala leeNcwadi neNzululwazi yoLawulo lweeNkcukacha eveliswa ukususela kowe-1957, i**Cape Librarian**



Uphando olukhethekileyo nenkxaso yezalathiso ukulungiselela amathala eencwadi oluntu



Ukufikelela kwinqokelela enqabileyo yeefilimu ze-16mm



Ngamathala eencwadi angama-**319** ane-intanethi yasimahla kubasebenzisi bawo



BOOK CIRCULATION 2015

REGIONS	CENTRES	Total book circulation 2014			2015 MEMBERSHIP			ADULTS				CHILDREN				Periodicals	TOTAL
		Adults	Children	Total	Afrikaans	English	isiXhosa	Non-fiction	Afrikaans	English	isiXhosa	Non-fiction	Afrikaans	English	isiXhosa		
1. Boland																	
Hermanus		17 731	7 115	24 846	333 718	196 968	1 060	65 117	97 540	56 415	4 832	25 511	36 217			817 378	
Saldanha		27 609	18 441	46 050	566 235	120 825	623	53 295	185 483	70 864	992	35 815	41 197			1 075 329	
Stellenbosch		75 429	38 679	114 108	418 190	150 563	6 770	88 344	232 956	114 723	7 844	47 811	21 915			1 089 116	
Vanrhynsdorp		5 280	2 825	8 105	204 267	21 743	129	12 403	68 866	15 501	143	6 973	11 155			341 180	
Worcester		37 773	22 491	60 264	324 703	54 253	1 919	31 385	165 128	56 209	4 852	23 231	10 996			672 676	
Total	143	163 822	89 551	253 373	1 847 113	544 352	10 501	250 544	749 973	313 712	18 663	139 341	121 480			3 995 679	
2. Outeniqua																	
Beaufort West		10 023	6 971	16 994	116 677	26 047	296	15 448	53 573	17 028	666	8 667	12 400			250 802	
George		61 809	35 742	97 551	317 186	233 206	2 313	84 144	104 590	82 559	12 142	22 271	27 503			885 914	
Mossel Bay		31 818	10 734	42 552	469 703	152 041	890	53 066	145 687	48 822	5 600	22 730	43 885			942 424	
Oudtshoorn		10 851	6 552	17 403	198 352	54 444	511	21 669	66 106	22 069	539	9 387	17 300			390 377	
Swellendam		19 850	10 343	30 193	338 810	108 850	1 403	45 582	146 540	42 192	3 224	21 242	28 780			736 623	
Total	114	134 351	70 342	204 693	1 440 728	574 588	5 413	219 909	516 496	212 670	22 171	84 297	129 868			3 206 140	
3. Metropole																	
Blaauwberg		20 518	7 803	28 321	156 287	282 797	230	93 447	67 190	187 639	544	32 027	24 138			844 299	
Cape Town		71 906	30 453	102 359	140 440	737 005	5 760	291 428	75 399	641 098	12 971	88 681	70 830			2 063 612	
False Bay		43 668	16 864	60 532	747 355	522 100	1 925	183 169	272 097	326 778	15 499	88 709	46 453			2 204 085	
Southern		42 495	23 299	65 794	101 071	609 892	1 913	203 229	72 008	567 458	5 049	92 525	53 761			1 706 906	
Tygerberg		70 808	25 848	96 656	640 871	693 498	6 806	269 918	284 126	491 364	21 160	104 744	56 378			2 568 865	
Total	108	249 395	104 267	353 662	1 786 024	2 845 292	16 634	1 041 191	770 820	2 214 337	55 223	406 686	251 560			9 387 767	
Grand total	365	547 568	264 160	811 728	5 073 865	3 964 232	32 548	1 511 644	2 037 289	2 740 719	96 057	630 324	502 908			16 589 586	

1. BEAUFORT WEST

MUNICIPALITY AND LIBRARIES	Total book circulation 2014	2015 MEMBERSHIP			BOOK CIRCULATION								AUDIOVISUAL					
		Adults	Children	Total	ADULTS				CHILDREN				TOTAL	CDs	Videos	DVDs		
					Afrikaans	English	isiXhosa	Non-fiction	Afrikaans	English	isiXhosa	Non-fiction					Periodicals	
Beaufort West																		
Beaufort West	61 193	2 120	895	3 015	31 520	8 317	124	4 855	9 567	3 751	254	1 455	1 329	89	45	395		
KwaMandlenkosi ML*	5 345	328	433	761	576	80	115	47	244	235	143	79	286	20	-	14		
Merweville	6 219	263	237	500	3 208	473	-	293	1 977	198	-	134	422	24	-	131		
Mimosa	51 205	2 882	2 639	5 521	17 510	1 799	21	1 579	8 322	3 811	149	665	395	11	4	390		
Murraysburg	36 970	675	474	1 149	17 862	6 503	36	1 237	5 299	1 864	100	1 199	532	-	22	172		
Nelspoort	3 746	483	287	770	2 482	23	-	85	1 210	129	-	104	740	9	-	63		
Laingsburg																		
Bergsig ML	-	-	-	-	-	-	-	-	-	-	-	-	-	11	-	41		
Goldenville ML	1 363	83	44	127	1 169	-	-	-	692	25	-	5	134	-	-	-		
Laingsburg	24 672	848	312	1 160	12 765	1 054	-	1 005	4 901	922	4	378	1 197	11	8	161		
Matjiesfontein ML	3 326	162	94	256	1 006	18	-	123	827	497	-	63	181	-	-	-		
Vleiland ML	6 066	40	30	70	1 452	35	-	52	228	63	-	126	27	2	-	1		
Prince Albert																		
Klaarstroom	20 677	62	81	143	2 982	120	-	314	9 218	569	-	629	1 435	155	-	295		
Leeu-Gamka	6 114	869	670	1 539	3 845	134	-	278	2 108	118	-	131	795	-	-	38		
Prince Albert	55 299	1 103	679	1 782	18 661	7 479	-	5 518	8 172	4 638	-	3 665	4 854	308	-	2 518		
Prince Albert ML	3 710	105	96	201	1 639	12	-	62	808	208	16	34	73	1	-	-		
Total	285 905	10 023	6 971	16 994	116 677	26 047	296	15 448	53 573	17 028	666	8 667	12 400	641	79	4 219		
Depots	0	-	-	-	-	-	-	-	-	-	-	-	-	-	-	-		
Grand total	285 905	10 023	6 971	16 994	116 677	26 047	296	15 448	53 573	17 028	666	8 667	12 400	641	79	4 219		

*Mini Library

2. BLAAUWBERG

MUNICIPALITY AND LIBRARIES	Total book circulation 2014	2015 MEMBERSHIP									BOOK CIRCULATION										AUDIOVISUAL		
		Adults	Children	Total	ADULTS				CHILDREN				Periodicals	TOTAL	CDS	Videos	DVDs						
					Afrikaans	English	isiXhosa	Non-fiction	Afrikaans	English	isiXhosa	Non-fiction											
Blaauwberg																							
Avondale	47 469	1 304	774	2 078	26 609	7 679	2	3 115	6 392	10 517	56	922	1 317	56 609	58	35	909						
Bloubergstrand	35 348	677	181	858	3 212	14 142	1	3 025	2 657	10 286	6	1 635	1 643	36 607	222	18	1 253						
Brooklyn	40 026	1 192	317	1 509	6 021	14 563	28	4 085	1 033	6 059	33	1 290	941	34 053	197	26	2 040						
Koeberg	107 710	1 844	643	2 487	20 719	35 279	-	7 146	14 660	22 039	44	5 446	2 275	107 608	277	89	1 010						
Mamre	54 073	1 363	766	2 129	26 014	4 355	-	4 710	9 697	6 737	26	1 464	2 006	55 009	383	111	4 017						
Milnerton	212 533	4 869	1 229	6 098	7 648	76 726	126	32 895	4 479	45 373	125	7 294	4 201	178 867	1 049	16	5 884						
Table View	269 662	5 780	1 616	7 396	24 084	118 465	53	32 173	10 787	73 722	188	12 442	9 825	281 739	541	73	21 420						
Wesfleur	147 046	3 489	2 277	5 766	41 980	11 588	20	6 298	17 485	12 906	66	1 534	1 930	93 807	374	56	1 160						
Total	8 913 867	20 518	7 803	28 321	156 287	282 797	230	93 447	67 190	187 639	544	32 027	24 138	844 299	3 101	424	37 693						
Depots	0	-	-	-	-	-	-	-	-	-	-	-	-	-	-	-	-						
Grand total	8 913 867	20 518	7 803	28 321	156 287	282 797	230	93 447	67 190	187 639	544	32 027	24 138	844 299	3 101	424	37 693						

3. CAPE TOWN

MUNICIPALITY AND LIBRARIES	Total book circulation 2014	2015 MEMBERSHIP						BOOK CIRCULATION						AUDIOVISUAL				
		Adults		Children		Total		ADULTS			CHILDREN			TOTAL	CDs	Videos	DVDs	
		Adults	Children	Adults	Children	Adults	Children	Adults	Children	Non-fiction	Afrikaans	English	isiXhosa					Non-fiction
Cape Town																		
Athlone	120 694	3 601	1 543	5 144	10 155	46 551	37	12 128	4 544	29 203	70	5 247	2 936	110 871	1 825	364	10 797	
Bridgetown	42 300	1 104	719	1 823	3 119	14 917	1	2 562	2 043	13 949	11	1 950	1 113	39 665	377	63	2 116	
Brown's Farm	25 302	1 331	998	2 329	158	2 835	1 231	5 272	715	9 465	2 765	1 864	276	24 581	316	39	1 485	
Camps Bay	42 564	1 031	491	1 522	999	23 329	19	5 967	1 565	28 517	111	4 682	2 131	67 320	640	241	3 391	
Central	240 275	11 950	1 286	13 236	10 844	81 363	1 125	81 535	3 417	35 911	459	6 794	8 956	230 404	20 183	339	27 534	
Claremont	241 354	4 797	1 640	6 437	3 087	106 303	146	33 144	5 454	87 015	398	11 096	6 911	253 554	2 748	862	4 574	
Crossroads	10 383	1 092	310	1 402	201	1 083	398	1 580	209	2 831	892	646	111	7 951	46	13	326	
Gugulethu	18 158	1 918	654	2 572	358	1 620	542	2 812	369	5 775	1 766	1 150	370	14 762	395	44	1 045	
Hanover Park	27 664	1 632	1 038	2 670	6 842	7 314	-	3 181	3 152	11 910	40	1 006	1 611	35 056	100	70	5 493	
Heideveld	40 173	1 642	788	2 430	5 053	10 361	1	3 557	2 087	8 953	26	1 374	1 262	32 674	648	102	4 851	
Kensington	49 746	1 449	1 053	2 502	4 066	14 655	2	4 381	2 801	18 982	34	2 551	1 444	48 916	304	40	4 488	
Kloof Street	38 154	936	277	1 213	1 682	14 123	-	5 940	2 519	12 161	57	739	1 292	38 513	227	104	1 213	
Langa	6 830	1 273	529	1 802	5	1 139	207	1 131	110	1 686	333	154	754	5 519	173	18	425	
Lansdowne	68 464	1 847	1 199	3 046	2 356	20 754	2	5 589	3 535	32 844	22	4 279	1 520	70 901	438	118	3 268	
Lentegeur	90 913	2 676	2 138	4 814	18 201	26 318	6	6 353	5 681	30 916	40	2 192	2 552	92 259	467	91	9 055	
Maitland	12 232	527	183	710	874	4 769	2	1 809	421	4 723	4	768	681	14 051	164	22	2 207	
Manenberg	31 709	1 239	873	2 112	3 589	4 887	1	2 128	1 779	4 804	15	823	334	18 360	81	23	2 248	
Mitchell's Plain	132 401	4 439	2 683	7 122	18 004	27 489	16	9 875	4 257	15 756	48	3 177	1 402	80 024	785	143	3 228	
Mowbray	27 842	907	152	1 059	1 443	16 590	71	2 880	411	4 689	53	640	847	27 624	354	49	1 670	
Nyanga	7 713	1 060	373	1 433	138	872	361	928	134	1 657	981	350	185	5 606	268	17	973	
Observatory	25 486	785	235	1 020	732	8 563	9	2 935	554	7 359	147	616	865	21 780	203	39	2 596	
Philippi East	11 161	1 493	492	1 985	199	1 261	485	2 299	162	2 738	1 179	654	244	9 221	174	124	1 296	
Pinelands	156 195	2 925	1 047	3 972	2 582	49 145	37	12 364	3 689	47 977	121	6 604	1 469	123 988	989	1 248	7 452	

3. CAPE TOWN (continued)

MUNICIPALITY AND LIBRARIES	Total book circulation 2014	2015 MEMBERSHIP			BOOK CIRCULATION								AUDIOVISUAL			
		Adults	Children	Total	ADULTS				CHILDREN				TOTAL	CDs	Videos	DVDs
					Afrikaans	English	isiXhosa	Non-fiction	Afrikaans	English	isiXhosa	Non-fiction				
Rocklands	58 960	1 846	1 446	3 292	9 825	21 037	9	5 879	2 293	16 653	19	1 969	2 195	190	109	6 553
Rondebosch	179 351	2 994	965	3 959	2 732	60 186	80	22 759	5 368	69 104	264	7 106	12 475	900	533	6 044
Rylands	132 315	3 006	1 852	4 858	7 700	44 074	9	12 064	5 417	50 866	40	6 669	2 862	472	149	4 426
Sea Point	105 298	2 266	509	2 775	2 127	40 174	38	11 074	1 237	12 069	76	1 358	4 868	481	879	7 038
Strandfontein	54 970	1 996	1 021	3 017	6 141	16 084	-	5 976	2 039	14 120	11	2 324	1 109	440	187	3 421
Tafelsig	46 547	2 110	1 502	3 612	7 799	8 106	61	3 401	3 118	10 096	232	1 927	776	86	29	1 726
Vredehoek	39 699	771	280	1 051	1 164	17 590	14	5 508	2 244	12 713	106	2 244	1 202	371	9	2 944
Weltevreden	16 041	1 967	344	2 311	179	2 535	829	3 541	580	6 662	2 545	934	456	296	90	1 790
Westridge	71 941	2 412	1 428	3 840	6 908	29 636	1	7 998	2 690	21 889	36	3 660	3 583	486	46	3 099
Woodstock	28 228	884	405	1 289	1 178	11 342	20	2 878	805	7 105	70	1 134	2 038	230	116	2 031
Total	2 201 063	71 906	30 453	102 359	140 440	737 005	5 760	291 428	75 399	641 098	12 971	88 681	70 830	35 857	6 320	140 803
Depots	0	-	-	-	-	-	-	-	-	-	-	-	-	-	-	-
Grand total	33	71 906	30 453	102 359	140 440	737 005	5 760	291 428	75 399	641 098	12 971	88 681	70 830	35 857	6 320	140 803

4. FALSE BAY

MUNICIPALITY AND LIBRARIES	Total book circulation 2014	2015 MEMBERSHIP			BOOK CIRCULATION								AUDIOVISUAL					
		Adults	Children	Total	ADULTS				CHILDREN				TOTAL	CDs	Videos	DVDs		
					Afrikaans	English	isiXhosa	Non-fiction	Afrikaans	English	isiXhosa	Non-fiction					Periodicals	
False Bay																		
Brackenfell	533 230	7 416	2 136	9 552	198 413	132 717	31	47 463	76 663	63 848	233	20 155	12 478	552 001	2 103	6	16 439	
Eerste River	115 138	3 114	1 997	5 111	37 662	11 164	31	8 506	10 590	17 139	116	7 851	1 111	94 170	417	24	3 896	
Eikendal	51 433	2 025	605	2 630	24 758	7 039	317	4 377	4 423	8 589	1 150	1 403	449	52 505	856	199	3 349	
Gordon's Bay	111 530	1 683	390	2 073	30 608	36 250	-	7 557	7 906	13 520	62	3 204	1 982	101 089	200	2	2 131	
Hector Pieterse (Lwandle)	29 137	1 928	1 297	3 225	511	2 180	1 018	4 268	3 288	11 069	12 082	1 866	1 064	37 346	176	-	1 635	
Kraaifontein	211 593	3 067	768	3 835	83 389	44 732	45	9 667	17 367	19 209	24	4 598	4 892	183 923	551	273	9 259	
Kuils River	180 057	4 491	1 535	6 026	63 265	38 063	54	12 509	20 122	30 319	62	6 849	4 634	175 877	2 228	27	6 457	
Macassar	55 485	1 719	962	2 681	27 926	6 288	5	2 712	10 881	8 912	137	3 298	1 045	61 204	30	14	3 182	
Melton Rose	67 749	2 002	1 055	3 057	34 624	12 975	17	5 619	12 074	13 569	31	1 795	1 177	81 881	22	15	541	
PD Paulse	40 558	1 009	685	1 694	16 347	7 269	30	1 489	3 288	6 935	193	1 135	945	37 631	117	-	1 177	
Scottsdale	36 386	911	608	1 519	12 762	3 629	9	1 957	5 235	5 059	73	1 216	573	30 513	259	-	1 820	
Sir Lowry's Pass	34 404	483	368	851	7 151	1 691	153	1 471	8 094	5 706	814	1 849	1 276	28 205	178	20	1 018	
Somerset West	477 491	7 741	2 149	9 890	66 454	137 947	126	46 602	50 404	84 804	489	20 822	8 010	415 658	4 480	94	16 987	
Strand	246 539	4 714	983	5 697	122 433	73 228	77	25 832	34 245	29 916	21	10 217	6 151	302 120	1 169	77	17 318	
Suidler-Strand	64 228	1 247	762	2 009	20 869	6 873	12	3 112	6 315	7 217	12	1 653	666	46 729	99	61	1 858	
Total	2 254 958	43 550	16 300	59 850	747 172	522 045	1 925	183 141	270 895	325 811	15 499	87 911	46 453	2 200 852	12 885	812	87 067	
Depots	1	118	564	682	183	55	-	28	1 202	967	-	798	-	3 233	-	-	-	
Grand total	16	43 668	16 864	60 532	747 355	522 100	1 925	183 169	272 097	326 778	15 499	88 709	46 453	2 204 085	12 885	812	87 067	

5. GEORGE

MUNICIPALITY AND LIBRARIES	Total book circulation 2014	BOOK CIRCULATION												AUDIOVISUAL				
		2015 MEMBERSHIP			ADULTS				CHILDREN				TOTAL	Periodicals	Cds	Videos	DVDs	
		Adults	Children	Total	Afrikaans	English	isiXhosa	Non-fiction	Afrikaans	English	isiXhosa	Non-fiction						
George																		
Blanco	25 646	631	645	1 276	14 252	847	-	933	5 394	1 222	10	450	320	23 428	6	-	298	
Conville	34 355	1 761	2 692	4 453	21 744	1 419	10	1 289	7 699	2 187	129	474	443	35 394	24	-	55	
George	382 238	27 411	7 234	34 645	118 457	90 149	4	37 610	28 000	28 460	46	9 425	12 218	324 369	1 737	98	2 014	
Pacaltsdorp	36 487	1 993	3 514	5 507	19 548	2 348	1	1 354	6 114	2 567	14	784	875	33 605	22	1	9	
Thembaletu	8 188	1 066	2 031	3 097	10 444	368	438	730	730	1 725	2 900	285	226	8 446	-	2	6	
Touwsrante	5 409	652	698	1 350	4 162	1 058	-	602	2 407	706	3	138	157	9 233	14	-	20	
Waboomskraal	1 382	62	90	152	254	2	1	8	485	80	-	21	24	875	-	-	-	
Knysna																		
Brackenhill ML	-	84	65	149	2 098	25	-	28	1 717	117	-	29	-	4 014	-	-	-	
Fairview ML	1 120	37	80	117	359	34	-	-	677	151	-	51	287	1 559	-	-	-	
Hornlee	38 299	2 138	1 914	4 052	23 155	1 889	1	873	6 491	2 307	14	928	215	35 873	11	-	1	
Karatara	7 551	218	85	303	3 768	85	-	245	696	79	-	111	796	5 780	-	-	-	
Khayaletu	12 063	736	1 687	2 423	3 466	938	655	695	1 456	1 782	1 418	408	207	11 025	-	-	2	
Knysna	132 098	11 393	4 256	15 649	30 781	49 053	123	16 269	6 605	14 676	433	3 823	3 249	125 012	646	46	1 912	
Leisure Isle	15 426	403	61	464	548	8 899	-	2 469	151	997	-	83	698	13 845	-	-	120	
Masifunde	12 196	736	1 687	2 423	2 141	353	467	917	1 520	2 051	2 577	643	207	10 876	1	-	7	
Rheenendal	12 577	856	1 118	1 974	6 377	145	52	927	4 616	1 229	50	248	278	13 922	-	-	-	
Rudolf Balle	7 795	238	687	925	4 333	214	86	261	2 702	1 841	2 074	81	155	11 747	-	-	-	
Sedgfield	64 890	2 996	475	3 471	13 753	27 113	7	6 782	2 198	3 172	4	718	2 581	56 328	141	-	143	
Smutsville	5 812	471	297	768	1 642	177	35	109	2 226	530	74	161	193	5 147	-	-	-	
Bitou																		
Kranshoek	27 494	632	874	1 506	8 639	1 556	5	1 276	5 112	1 354	115	726	660	19 443	44	9	230	
Kurland	12 839	244	149	393	8 326	1 322	112	525	2 431	671	394	139	576	14 496	3	-	71	

5. GEORGE (continued)

MUNICIPALITY AND LIBRARIES	Total book circulation 2014	2015 MEMBERSHIP			BOOK CIRCULATION								AUDIOVISUAL			
		Adults	Children	Total	ADULTS				CHILDREN				CDS	Videos	DVDs	
					Afrikaans	English	isiXhosa	Non-fiction	Afrikaans	English	isiXhosa	Non-fiction				Periodicals
KwaNokuthula	5 424	150	131	281	615	323	289	373	745	1 187	1 261	165	-	-	-	
New Horizons	28 602	1 155	2 788	3 943	9 870	1 857	21	1 162	7 948	3 487	501	840	-	4	133	
Plettenberg Bay	82 859	5 430	2 138	7 568	13 296	41 653	6	8 399	2 890	8 736	113	1 041	-	85	213	
Wittedrif	6 089	190	263	453	2 213	646	-	200	3 174	1 182	2	207	-	-	2	
Total	966 839	61 683	35 659	97 342	314 841	232 473	2 313	84 036	104 184	82 496	12 132	21 979	27 468	2 738	156	5 236
Depots	3 491	126	83	209	2 345	733	-	108	406	63	10	292	35	-	-	-
Grand total	970 330	61 809	35 742	97 551	317 186	233 206	2 313	84 144	104 590	82 559	12 142	22 271	27 503	2 738	156	5 236

6. HERMANUS

MUNICIPALITY AND LIBRARIES	Total book circulation 2014	2015 MEMBERSHIP						BOOK CIRCULATION								AUDIOVISUAL		
		Adults	Children	Total	ADULTS				CHILDREN				Periodicals	TOTAL	CDs	Videos	DVDs	
					Afrikaans	English	isiXhosa	Non-fiction	Afrikaans	English	isiXhosa	Non-fiction						
Overstrand																		
Gansbaai	110 821	1 734	220	1 954	55 502	20 508	131	6 756	4 257	2 204	163	1 853	4 324	95 698	210	21	300	
Hangklip	22 800	575	89	664	7 767	8 653	-	1 625	1 252	960	-	282	1 603	22 142	-	-	47	
Hawston	46 410	706	908	1 614	10 393	1 295	-	1 666	20 393	5 080	-	2 169	632	41 628	35	-	513	
Hermanus	230 611	7 075	729	7 804	49 749	90 000	-	26 750	14 092	18 302	-	3 968	14 490	217 351	1 768	204	3 072	
Kleinmond	122 910	2 020	352	2 372	43 230	38 886	42	11 083	6 383	6 700	145	3 301	5 691	115 461	99	80	259	
Mount Pleasant	46 653	324	354	678	18 240	5 733	-	3 430	7 894	5 146	-	3 352	399	44 194	12	19	9	
Stanford	23 616	375	248	623	16 849	5 135	19	839	4 604	1 693	22	562	1 664	31 387	-	44	146	
Zwelihle	6 946	756	1 073	1 829	191	453	530	1 138	307	2 174	3 953	252	198	9 196	41	2	60	
Buffeljachts Bay ML	4 254	62	46	108	1 468	129	-	120	1 411	296	170	123	1 027	4 744	-	-	-	
Eluxolweni ML	-	57	16	73	303	21	80	111	330	117	135	104	-	1 201	-	-	-	
Theewaterskloof																		
Caledon	55 304	924	651	1 575	31 643	6 488	140	2 508	5 320	1 413	-	1 141	1 435	50 088	76	1	53	
Genadendal	25 727	254	307	561	10 485	565	-	514	4 351	1 364	-	692	1 141	19 112	27	-	86	
Grabouw	40 030	737	338	1 075	20 295	3 605	41	2 750	4 701	2 538	30	3 895	498	38 353	11	-	87	
Greyton	16 297	347	184	531	5 922	4 838	-	1 203	2 791	1 731	1	252	905	17 643	2	18	3	
Oostergloed	6 475	153	246	399	2 711	16	-	394	2 541	747	13	473	242	7 137	-	-	-	
Pineview	20 634	303	442	745	12 411	1 068	11	625	3 466	1 694	65	443	400	20 183	2	-	8	
Riviersonderend	31 465	247	241	488	10 029	1 235	7	590	3 144	597	23	276	509	16 410	-	-	-	
Ukhanyo	24 428	337	250	587	14 662	937	3	813	3 114	865	14	391	563	21 362	29	-	-	
Villiersdorp	46 592	663	370	1 033	19 918	7 272	39	1 909	4 752	1 565	46	963	496	36 960	81	-	83	
Total	881 973	17 649	7 064	24 713	331 768	196 837	1 043	64 824	95 103	55 186	4 780	24 492	36 217	810 250	2 393	389	4 726	
Depots	5	82	51	133	1 950	131	17	293	2 437	1 229	52	1 019	-	7 128	-	-	-	
Grand total	24	17 731	7 115	24 846	333 718	196 968	1 060	65 117	97 540	56 415	4 832	25 511	36 217	817 378	2 393	389	4 726	

7. MOSSEL BAY

MUNICIPALITY AND LIBRARIES	Total book circulation 2014	2015 MEMBERSHIP						BOOK CIRCULATION										AUDIOVISUAL		
		Adults	Children	Total	ADULTS			CHILDREN				Periodicals	TOTAL	CDs	Videos	DVDs				
					Afrikaans	English	isiXhosa	Non-fiction	Afrikaans	English	isiXhosa						Non-fiction			
Hessequa																				
Albertinia	39 459	670	257	927	20 768	5 992	-	2 868	5 425	1 558	-	1 202	4 763	42 576	38	23	341			
Brakfontein ML	5 511	17	42	59	580	-	-	134	3 372	834	-	442	393	5 755	-	-	-			
Duivenhoks	35 302	398	780	1 178	15 541	849	1	624	8 593	1 863	98	487	1 340	29 396	17	2	60			
Gouritsmond	13 962	413	153	566	5 740	3 391	-	1 185	3 021	293	-	254	1 322	15 206	2	1	1 548			
Heidelberg	97 410	1 318	255	1 573	31 481	12 235	-	4 154	11 339	3 469	3	2 739	4 822	70 242	109	-	184			
Klipfontein ML	3 708	24	26	50	657	58	-	47	1 003	407	-	119	256	2 547	-	-	-			
Melkhoufontein	23 854	401	427	828	12 308	461	11	506	7 325	950	30	741	406	22 738	1	-	-			
Protea	27 986	763	848	1 611	11 811	455	-	412	7 805	1 202	5	245	1 935	23 870	-	16	680			
Riversdale	98 281	3 101	1 556	4 657	52 911	10 764	27	6 495	14 182	4 162	33	2 171	4 478	95 223	192	24	557			
Slangrivier	18 512	279	537	816	10 245	279	-	401	6 459	1 199	5	252	712	19 552	-	-	160			
Stilbaai	83 880	2 134	203	2 337	43 800	25 775	-	6 389	5 232	2 114	13	1 737	2 846	87 906	156	98	200			
Vermaaklikheid ML	9 396	28	38	66	1 440	304	-	293	4 451	2 489	-	1 006	268	10 251	-	-	-			
Vondeling ML	11 643	40	113	153	368	6	-	69	2 037	816	-	316	366	3 978	-	-	-			
Mossel Bay																				
Asia Park ML*	1 207	-	-	-	-	-	-	-	-	-	-	-	-	-	-	-	-	-		
Brandwag	16 254	115	163	278	6 482	534	87	699	6 928	1 573	-	1 106	199	17 608	-	-	-			
Buisplaas	3 796	39	32	71	2 716	22	-	72	591	10	-	22	70	3 503	-	-	2			
D'Almeida	26 223	2 210	961	3 171	10 404	1 133	7	675	4 740	2 578	181	1 117	289	21 124	-	-	-			
Dennebrag Primary ML	5 056	27	84	111	2 331	-	-	-	2 205	86	-	-	25	4 647	21	-	171			
Ellen van Rensburg	127 546	2 055	337	2 392	60 515	36 199	-	9 881	8 771	3 582	4	1 997	9 365	130 314	-	-	-			
Friemersheim	7 301	475	258	733	4 108	164	5	54	3 199	213	-	70	400	8 213	156	-	150			
Greenhaven	12 089	513	566	1 079	5 884	317	5	240	3 148	486	35	390	511	11 016	-	-	-			
Hartenbos	112 546	4 376	748	5 124	68 742	15 841	-	5 195	7 355	2 481	268	1 829	4 558	106 269	25	-	10			

7. MOSSEL BAY (continued)

MUNICIPALITY AND LIBRARIES	Total book circulation 2014	2015 MEMBERSHIP						BOOK CIRCULATION										AUDIOVISUAL		
		Adults	Children	Total	ADULTS				CHILDREN				Periodicals	TOTAL	CDs	Videos	DVDs			
					Afrikaans	English	isiXhosa	Non-fiction	Afrikaans	English	isiXhosa	Non-fiction								
Herbertsdale	12 530	242	199	441	9 298	228	-	173	1 780	115	-	266	536	12 396	48	-	130			
Jonkersberg ML	400	20	19	39	213	56	-	-	186	19	-	6	4	484	2	4	14			
KwaNonqaba	22 769	3 076	1 054	4 130	20 577	2 332	313	1 698	10 419	7 577	4 886	854	270	48 926	-	-	-			
Mossel Bay	151 162	8 946	879	9 825	66 500	34 420	416	10 237	12 048	8 324	19	3 151	3 700	138 815	123	-	2 178			
Sonskynvallei ML	4 952	65	76	141	2 941	8	18	510	3 195	294	20	206	-	7 192	200	-	218			
Toekoms ML	1 335	43	39	82	615	6	-	25	672	123	-	-	45	1 486	-	-	-			
Ruitersbos ML	95	30	84	114	727	212	-	30	206	5	-	5	6	1 191	-	-	-			
Total	974 165	31 818	10 734	42 552	469 703	152 041	890	53 066	145 687	48 822	5 600	22 730	43 885	942 424	1 090	168	6 583			
Depots	-	-	-	-	-	-	-	-	-	-	-	-	-	-	-	-	-			
Grand total	974 165	31 818	10 734	42 552	469 703	152 041	890	53 066	145 687	48 822	5 600	22 730	43 885	942 424	1 090	168	6 583			

*Asia Park Mini Library was closed during the review period

8. OUDTSHOORN

MUNICIPALITY AND LIBRARIES	Total book circulation 2014	2015 MEMBERSHIP			BOOK CIRCULATION								AUDIOVISUAL				
		Adults	Children	Total	ADULTS				CHILDREN				TOTAL	CDS	Videos	DVDs	
					Afrikaans	English	isiXhosa	Non-fiction	Afrikaans	English	isiXhosa	Non-fiction					Periodicals
Kannaland																	
Calitzdorp	29 337	783	343	1 126	24 634	3 472	-	1 258	2 956	832	-	686	473	-	2	-	-
Ladismith	57 863	1 539	828	2 367	29 870	7 539	349	3 938	7 969	2 321	1	786	1 157	73	34	350	-
Vanwyksdorp	5 363	150	53	203	2 329	262	-	161	1 014	158	-	51	406	-	-	-	-
Zoar	15 858	549	393	942	6 619	464	-	406	4 408	724	34	366	396	13	28	146	-
Oudtshoorn																	
Bongolethu	10 664	215	414	629	6 428	179	72	353	1 957	1 006	501	205	102	-	-	-	-
Bridgton	23 572	486	452	938	12 705	1 331	-	457	3 569	1 221	-	363	2 047	25	-	96	-
CJ Langenhoven	211 021	5 595	2 862	8 457	84 182	37 347	90	12 807	30 849	13 193	-	5 667	7 835	263	69	598	-
De Rust	11 412	275	138	413	6 087	1 012	-	340	1 327	242	-	139	594	-	-	-	-
Dysseisdorp	16 925	356	350	706	7 131	345	-	453	3 194	874	3	247	279	-	-	-	-
Volmoed ML	141	24	80	104	520	36	-	16	919	202	-	80	48	-	-	-	-
George																	
A vontuur ML	10 729	131	199	330	2 943	484	-	556	3 840	517	-	365	2 788	-	-	0	-
Haarlem	7 970	285	171	456	2 681	158	-	93	1 175	159	-	106	33	-	-	0	-
Noll ML	1 030	62	90	152	189	78	-	43	890	163	-	63	-	-	-	8	-
Unionsdale	19 325	401	179	580	12 034	1 737	-	788	2 039	457	-	263	1 142	30	8	43	-
Total	14 421 210	10 851	6 552	17 403	198 352	54 444	511	21 669	66 106	22 069	539	9 387	17 300	404	141	1 241	-
Depots	0	-	-	-	-	-	-	-	-	-	-	-	-	-	-	-	-
Grand total	14 421 210	10 851	6 552	17 403	198 352	54 444	511	21 669	66 106	22 069	539	9 387	17 300	404	141	1 241	-

9. SALDANHA

MUNICIPALITY AND LIBRARIES	Total book circulation 2014	2015 MEMBERSHIP						BOOK CIRCULATION						AUDIOVISUAL					
		Adults		Children		Total		ADULTS			CHILDREN			Periodicals	TOTAL	CDS	Videos	DVDs	
		Adults	Children	Adults	Children	Adults	Children	Total	Afrikaans	English	isiXhosa	Afrikaans	English						isiXhosa
Berg River																			
Aurora	8 680	221	119	340	4 607	726	-	266	592	107	-	132	687	7 117	10	8	143		
Bettie Julius	13 160	185	217	402	5 780	321	-	326	4 018	991	-	242	160	11 838	4	-	3		
Dwarskroon	2 414	54	14	68	4 073	84	-	70	209	43	-	17	159	4 655	-	-	-		
Eendekuil	5 757	126	69	195	4 028	141	-	113	1 163	179	-	78	290	5 992	-	-	6		
Goedverwacht	28 923	582	485	1 067	12 430	813	-	357	6 811	5 654	-	759	1 101	27 925	-	-	1		
LB Wernich	24 553	350	513	863	12 800	449	-	510	5 160	1 849	-	240	74	21 082	-	-	10		
Noordhoek	15 407	315	344	659	10 023	1 146	-	336	7 220	1 794	-	231	199	20 954	2	-	17		
Piketberg	48 871	1 142	591	1 733	30 506	4 925	1	2 299	9 830	2 942	-	1 047	1 120	52 670	24	3	70		
Porterville	49 603	745	497	1 242	24 973	4 837	-	1 726	6 113	1 661	-	1 019	902	41 231	23	-	-		
Redelinghuys	5 066	143	58	201	2 731	311	-	196	833	669	-	195	563	5 498	3	-	29		
Valldrif	61 553	1 181	314	1 495	38 128	13 059	-	3 774	5 235	1 680	-	1 022	3 441	66 339	132	4	277		
Berghoff ML	2 164	42	56	98	501	9	-	19	2 622	320	-	76	-	3 547	-	-	0		
Wittewater ML	11 494	358	267	625	13 078	633	-	489	1 341	578	-	513	294	16 926	-	-	0		
Versteid ML	11 600	119	264	383	5 032	2	-	1 224	5 111	1 394	-	1 438	453	14 654	-	-	0		
Saldanha Bay																			
Diazville	61 999	2 002	2 177	4 179	20 291	4 476	234	4 146	9 473	4 649	361	3 529	1 837	48 996	186	1	166		
Harold Krumm	5 265	92	111	203	1 930	214	-	280	1 880	538	-	216	233	5 291	-	-	2		
Hopefield	88 934	979	771	1 750	19 188	4 531	-	3 997	12 811	4 049	2	3 927	3 619	52 124	565	14	300		
Laingville	8 794	1 771	1 684	3 455	5 177	308	42	734	3 556	781	29	138	181	10 946	-	-	21		
Langebaan	47 461	2 570	1 084	3 654	21 021	12 828	-	2 264	3 790	2 270	-	1 070	1 701	44 944	84	48	1166		
Paternoster	5 759	508	400	908	3 565	278	1	107	997	280	1	112	168	5 509	-	-	0		
Saldanha	64 518	2 817	1 904	4 721	26 643	9 073	119	3 799	6 096	4 586	42	1 989	1 911	54 258	81	-	210		
St Helena Bay	13 669	331	48	379	7 893	3 162	-	530	1 217	316	6	360	340	13 824	10	-	0		

9. SALDANHA (continued)

MUNICIPALITY AND LIBRARIES	Total book circulation 2014	2015 MEMBERSHIP			BOOK CIRCULATION								AUDIOVISUAL			
		Adults	Children	Total	ADULTS				CHILDREN				TOTAL	CDS	Videos	DVDs
					Afrikaans	English	isiXhosa	Non-fiction	Afrikaans	English	isiXhosa	Non-fiction				
Vredenburg	83 828	1 355	897	2 252	47 528	7 281	120	1 972	13 434	4 745	96	1 035	1 538	23	-	224
Swartland																
Chatsworth	11 062	134	76	210	6 894	835	-	939	3 207	2 070	-	515	937	5	-	0
Darling	79 001	1 230	688	1 918	35 692	16 377	-	4 348	6 743	3 008	2	3 443	5 365	94	7	13
Darling North	72 131	1 912	2 257	4 169	41 801	2 092	-	4 576	10 237	3 247	-	1 605	746	259	-	117
Malmesbury	132 510	3 215	879	4 094	63 576	19 583	15	7 207	18 058	7 346	29	4 884	5 447	297	-	499
Moorreesburg	87 523	905	372	1 277	46 975	7 155	1	3 586	10 127	3 825	27	3 035	4 063	129	108	183
Riebeeck-Kasteel	18 636	415	236	651	9 278	2 143	-	615	3 311	1 006	-	596	760	-	114	91
Riebeeck West	28 470	519	520	1 039	14 624	829	-	542	6 710	1 755	-	429	663	-	-	97
Wesbank	63 506	1 291	529	1 820	24 781	1 943	90	1 703	17 101	6 189	392	1 841	2 027	117	-	392
Goedgedacht ML	-	-	-	-	-	-	-	-	-	-	-	-	-	-	-	0
Total	1 162 311	27 609	18 441	46 050	565 547	120 564	623	53 050	185 006	70 521	992	35 733	40 979	2 048	307	4037
Depots	1 6398	-	-	-	688	261	-	245	477	343	-	82	218	-	-	0
Grand total	1168709	27609	18441	46 050	566235	120825	623	53295	185483	70864	992	35815	41197	2048	307	4037

10. SOUTHERN

MUNICIPALITY AND LIBRARIES	Total book circulation 2014	BOOK CIRCULATION										AUDIOVISUAL							
		2015 MEMBERSHIP			ADULTS						CHILDREN			TOTAL	Periodicals	Cds	Videos	DVDs	
		Adults	Children	Total	Afrikaans	English	isiXhosa	Non-fiction	Afrikaans	English	isiXhosa	Non-fiction							
Southern																			
Fish Hoek	368 357	6 875	1 255	8 130	11 895	167 179	96	64 182	8 186	80 412	321	14 148	11 090	357 509	6 865	71	61 173		
Grassy Park	116 280	3 739	1 808	5 547	13 961	29 532	3	10 781	5 541	31 410	45	4 547	4 300	100 120	964	825	3 228		
Hangberg	9 927	312	289	601	541	417	-	215	584	1 429	-	165	19	3 370	-	-	81		
Hout Bay	76 525	2 493	603	3 096	2 362	34 241	67	12 572	2 376	31 124	218	4 024	3 543	90 527	441	46	3 859		
Imizamo Yethu	7 619	340	927	1 267	287	877	1 065	753	615	3 873	2 937	908	396	11 711	-	-	-		
Kommetjie	49 813	838	252	1 090	694	15 232	1	5 365	1 401	18 310	-	3 064	2 176	46 243	407	-	7 096		
Lotus River	27 488	1 047	873	1 920	5 946	8 403	30	1 931	2 089	9 674	25	1 456	409	29 963	15	7	690		
Masiphumelele	4 870	489	289	778	143	1 438	231	705	346	2 054	511	264	356	6 048	-	55	1 463		
Meadowridge	221 081	3 278	1 526	4 804	6 173	85 879	67	23 931	6 153	97 837	253	10 947	7 595	238 835	1 078	860	8 844		
Mobile Services	128 179	1 391	4 105	5 496	10 433	13 031	8	2 082	12 995	63 862	156	4 862	2 540	109 969	1	-	-		
Muizenberg	74 520	1 700	352	2 052	2 503	30 971	80	10 527	1 868	18 417	43	3 445	1 618	69 472	1 014	-	5 043		
Ocean View	52 475	1 814	1 328	3 142	6 790	9 942	2	5 201	5 291	18 148	63	2 566	1 128	49 131	617	330	7 092		
Ottery	13 378	357	362	719	1 017	1 842	-	969	1 412	5 211	7	544	413	11 415	-	-	132		
Pelican Park	103 525	3 017	4 339	7 356	5 115	6 101	-	4 395	7 863	43 174	-	21 523	3 382	91 553	930	-	2 302		
Plumstead	79 836	1 565	344	1 909	2 622	34 352	24	6 928	1 028	14 084	36	1 811	2 196	63 081	925	599	4 302		
Retreat	59 152	2 133	1 477	3 610	10 125	13 623	-	4 785	3 703	19 355	14	2 753	1 197	55 555	266	-	1 141		
Simon's Town	39 045	1 396	106	1 502	1 559	17 416	-	6 198	759	6 305	18	1 382	2 942	36 579	586	184	5 616		
Southfield	101 757	2 594	777	3 371	5 709	45 003	6	7 213	2 889	29 760	30	3 003	2 615	96 228	571	80	4 331		
Tokai	120 128	2 973	922	3 895	5 656	50 418	6	12 801	3 871	42 370	107	5 951	3 510	124 690	723	42	5 226		
Wynberg	85 611	3 679	925	4 604	7 342	42 068	227	21 327	2 957	30 456	265	5 144	2 336	112 122	13 334	650	7 095		
Total	1 739 566	42 030	22 859	64 889	100 873	607 965	1 913	202 861	71 927	567 265	5 049	92 507	53 761	170 4121	28 737	3 749	128 714		
Depots	2	2 789	465	905	198	1 927	-	368	81	193	-	18	-	2 785	-	-	-		
Grand total	22	1 742 355	23 299	65 794	101 071	609 892	1 913	203 229	72 008	567 458	5 049	92 525	53 761	1 706 906	28 737	3 749	128 714		

11. STELLENBOSCH

MUNICIPALITY AND LIBRARIES	Total book circulation 2014	2015 MEMBERSHIP						BOOK CIRCULATION						AUDIOVISUAL					
		Adults		Children		Total		ADULTS			CHILDREN			TOTAL	CDs	Videos	DVDs		
		Adults	Children	Adults	Children	Adults	Children	Total	Afrikaans	English	isiXhosa	Non-fiction	Afrikaans					English	isiXhosa
Drakenstein																			
Bergendal	3 913	36	246	282	1 800	21	8	109	1 772	541	-	173	45	4 469	-	-	-		
Berg River	4 949	25	92	117	1 200	-	-	24	4 125	985	4	25	-	6 363	-	-	-		
Drakenstein	106 534	11 313	6 212	17 525	41 943	6 590	1	8 141	14 570	7 688	20	6 552	4 132	89 637	269	40	1 240		
Gouda	11 607	837	707	1 544	4 651	386	53	459	3 318	843	24	277	236	10 247	-	-	221		
Groenberg	5 555	30	160	190	864	18	-	22	4 090	114	2	12	14	5 136	-	-	9		
Groenheuwel	34 530	3 108	3 967	7 075	15 769	1 028	283	1 602	10 370	3 915	757	1 053	233	35 010	29	-	200		
Hermon	-	53	90	143	764	84	-	160	1 931	388	-	127	27	3 481	-	-	-		
Klein-Drakenstein	288	17	266	283	408	111	-	10	5 178	753	1	193	2	6 656	-	-	-		
Mbekweni	19 830	3 144	3 558	6 702	1 642	381	526	1 565	1 537	4 488	4 184	981	91	15 395	11	2	62		
Paarl	277 667	19 426	6 037	25 463	115 676	55 312	58	27 014	40 369	27 478	100	9 762	5 796	281 565	825	321	3 362		
Ronwe	5 210	40	157	197	542	50	-	138	4 500	860	8	241	12	6 351	4	-	-		
Saron	33 586	1 978	1 490	3 468	13 644	1 532	-	2 060	8 115	2 739	51	2 193	759	31 093	27	45	457		
Wellington	165 549	9 037	2 987	12 024	67 627	27 619	8	12 448	22 880	11 991	50	7 829	3 513	153 965	532	91	3 317		
Wellington Readers	45 981	5 461	3 357	8 818	22 214	3 640	98	2 705	10 281	4 360	110	1 043	1 050	45 501	120	18	819		
Nieuwe Drift ML	-	7	199	206	169	77	2	23	3 334	1 580	49	13	-	5 247	-	-	0		
Simondium ML	6 974	25	265	290	385	34	-	71	3 451	1 050	2	424	17	5 434	-	-	15		
Wagenmakers Valley	9 841	95	565	660	2 951	260	-	144	5 312	2 058	6	480	-	11 211	-	-	2		
Windmeul ML	8 146	66	278	344	1 216	88	-	160	7 635	2 744	198	840	127	13 008	-	-	12		
Stellenbosch																			
Cloetesville	35 299	3 237	1 130	4 367	13 382	2 644	2	3 075	7 183	2 870	242	1 158	692	31 248	349	323	6 957		
Franschhoek	36 170	1 202	258	1 460	15 181	5 032	33	2 077	3 547	2 225	11	968	547	29 621	164	3	967		
Groendal	4 572	118	152	270	1 529	13	-	40	2 027	825	3	142	94	4 673	-	-	0		
Ida's Valley	30 344	2 216	1 472	3 688	12 584	2 287	143	1 839	8 685	3 372	12	1 222	290	30 434	43	53	1 231		

11. STELLENBOSCH (continued)

MUNICIPALITY AND LIBRARIES	Total book circulation 2014	2015 MEMBERSHIP			BOOK CIRCULATION								AUDIOVISUAL				
		Adults	Children	Total	ADULTS				CHILDREN				Periodicals	TOTAL	CDs	Videos	DVDs
					Afrikaans	English	isiXhosa	Non-fiction	Afrikaans	English	isiXhosa	Non-fiction					
Jamestown	10 263	283	160	443	3 913	613	-	441	3 211	1 008	7	361	79	9 633	-	-	7
Khayamandi	15 478	1 176	770	1 946	1 046	558	407	4 191	1 219	2 163	1 407	2 804	425	14 220	84	23	85
Klaaromuts	41 387	821	1 945	2 766	12 243	617	1	695	17 782	5 925	70	1 952	171	39 456	18	8	450
Pniel	19 083	704	271	975	8 946	1 442	-	928	3 092	1 768	4	461	762	17 403	90	-	527
Stellenbosch	134 837	9 144	1 301	10 445	42 566	27 502	32	13 131	30 171	19 559	127	5 934	2 386	141 408	292	542	657
Naganoeg ML	2 367	29	28	57	994	51	1	103	833	141	8	143	31	2 305	-	-	0
Pebbles ML	5 854	112	559	671	508	12	-	-	2 253	231	-	95	-	3 099	-	-	0
Total	1 075 814	73 740	38 679	112 419	406 357	138 002	1 656	83 375	232 771	114 662	7 457	47 458	21 531	1 053 269	2 857	1 469	20 597
Depots	34 062	1 689	-	1 689	11 833	12 561	5 114	4 969	185	61	387	353	384	35 847	-	-	0
Grand total	1 109 876	75 429	38 679	114 108	418 190	150 563	6 770	88 344	232 956	114 723	7 844	47 811	21 915	1 089 116	2 857	1 469	20 597

12. SWELLENDAM (continued)

MUNICIPALITY AND LIBRARIES	Total book circulation 2014	2015 MEMBERSHIP			BOOK CIRCULATION								AUDIOVISUAL				
		Adults	Children	Total	ADULTS				CHILDREN				TOTAL	CDS	Videos	DVDs	
					Afrikaans	English	isiXhosa	Non-fiction	Afrikaans	English	isiXhosa	Non-fiction					
Swellendam																	
Barrydale	34 118	488	241	729	11 233	6 681	-	3 433	10 509	2 101	-	-	1 652	3 080	82	4	1401
Buffeljags River	7 935	56	61	117	2 489	47	-	294	4 630	807	6	417	401	9 091	1	-	50
Malgas ML	94	37	16	53	261	17	-	32	35	-	-	63	209	617	-	-	0
Railton	24 771	255	255	510	9 142	405	87	593	10 469	2 775	723	719	285	25 198	-	6	34
Suurbraak	13 504	230	208	438	5 015	359	-	336	3 090	966	-	256	683	10 705	-	-	0
Swellendam	68 612	1 138	271	1 409	31 549	24 555	1	4 808	10 823	4 398	4	2 366	3 602	82 106	111	37	355
Vleiplaas ML	711	44	94	138	110	-	-	-	170	25	-	-	-	305	-	-	0
Total	699 925	19 673	10 296	29 969	331 762	108 625	1 403	45 206	143 599	41 752	3 224	21 096	27 987	724 654	1 279	156	5513
Depots	13 040	177	47	224	7 048	225	-	376	2 941	440	-	146	793	11 969	-	-	0
Grand total	712 965	19 850	10 343	30 193	338 810	108 850	1 403	45 582	146 540	42 192	3 224	21 242	28 780	736 623	1 279	156	5513

13. TYGERBERG

MUNICIPALITY AND LIBRARIES	Total book circulation 2014	BOOK CIRCULATION												AUDIOVISUAL				
		2015 MEMBERSHIP			ADULTS				CHILDREN					TOTAL	CDs	Videos	DVDs	
		Adults	Children	Total	Afrikaans	English	isiXhosa	Non-fiction	Afrikaans	English	isiXhosa	Non-fiction	Periodicals					
Tygerberg																		
Adriaanse	67 490	2 526	1 306	3 832	28 181	11 097	6	4 493	7 016	10 695	16	1 582	1 329	423	144	10 864		
Belhar	29 470	1 055	484	1 539	7 044	5 983	-	3 535	2 296	7 690	27	1 703	265	358	19	3 217		
Bellville	575 741	11 071	2 206	13 277	127 438	148 656	386	84 686	51 204	82 701	203	23 317	12 276	11 743	17	36 012		
Bellville South	59 287	1 269	813	2 082	23 151	11 155	-	5 001	6 082	10 529	1	1 825	899	248	137	1 544		
Bishop Lavis	62 756	2 035	977	3 012	19 950	10 521	33	2 690	5 385	9 670	53	1 354	930	129	14	5 074		
Bonteheuwel	54 308	1 791	1 252	3 043	11 718	8 131	1	3 509	2 363	9 233	18	1 530	1 125	405	3	3 272		
Bothasig	143 886	2 707	597	3 304	27 026	70 200	-	14 709	6 975	19 080	18	3 318	2 728	509	3	4 063		
Delft	44 949	2 194	1 039	3 233	16 735	8 179	259	4 028	6 038	9 433	683	1 464	416	120	17	4 564		
Delft South	28 761	1 699	556	2 255	7 857	3 106	358	2 968	2 999	5 420	1 067	791	860	643	107	3 347		
Durbanville	349 494	7 691	2 777	10 468	76 441	120 056	78	39 272	81 566	96 107	275	23 207	6 981	2 771	133	14 192		
Edgemead	232 797	3 408	1 137	4 545	34 802	90 900	22	20 797	21 845	63 701	39	9 805	7 852	461	3	5 033		
Elsies River	40 494	1 066	902	1 968	15 253	6 703	8	2 702	5 395	8 819	9	1 322	543	286	-	2 430		
Fisantekraal	15 507	856	376	1 232	6 591	947	133	1 423	3 706	1 919	709	363	189	298	56	6 122		
Goodwood	252 642	5 321	1 308	6 629	83 696	77 493	54	24 131	12 422	32 828	51	8 119	5 272	1 716	216	5 188		
Harare Square	21 032	1 871	717	2 588	30	2 093	420	2 475	179	3 201	1 312	575	201	426	22	992		
Huguenot Square	49 782	1 475	935	2 410	18 509	5 065	-	1 970	5 222	7 240	10	892	152	29	65	698		
Khayelitsha	12 215	1 766	485	2 251	137	1 548	565	1 924	373	4 146	2 921	391	158	254	62	1 391		
Kulani	4 957	1 157	580	1 737	81	1 473	353	1 266	443	4 730	2 190	813	165	60	105	1 760		
Leonsdale	31 922	637	497	1 134	9 628	4 772	-	1 314	3 379	4 058	2	611	436	8	65	2 976		
Masakhane	25 389	2 449	573	3 022	257	3 974	1 856	8 461	932	9 114	2 573	1 946	791	326	46	1 496		
Mfuleni	37 083	1 833	610	2 443	2 029	3 571	760	4 209	1 218	7 393	2 274	1 395	247	332	2	1 476		
Moses Mabhida	13 394	1 681	1 111	2 792	10	850	771	2 453	621	5 791	4 238	1 053	330	34	9	208		
Nazeema Isaacs	5 852	1 494	451	1 945	66	1 409	738	2 636	336	4 323	2 425	1 563	16	76	20	1 250		

13. TYGERBERG (continued)

MUNICIPALITY AND LIBRARIES	Total book circulation 2014	BOOK CIRCULATION										AUDIOVISUAL					
		2015 MEMBERSHIP			ADULTS						CHILDREN			TOTAL	CDS	Videos	DVDs
		Adults	Children	Total	Afrikaans	English	isiXhosa	Non-fiction	Afrikaans	English	isiXhosa	Non-fiction	Periodicals				
Parow	178 254	4 406	1 245	5 651	39 123	21 342	5	6 081	6 710	12 873	21	2 233	3 447	339	43	3 885	
Ravensmead	63 278	1 608	974	2 582	23 911	10 331	-	3 595	6 023	12 494	2	1 992	1 943	578	2	6 664	
Tyger Valley	233 101	4 503	1 296	5 799	50 935	55 693	-	15 836	38 893	39 863	16	10 265	5 296	-	9	311	
Valhalla Park	39 764	968	644	1 612	8 878	6 004	-	2 474	4 352	7 501	7	1 142	1 144	24	-	784	
Total	2 673 605	70 537	25 848	96 385	639 477	691 252	6 806	268 638	283 973	490 552	21 160	104 571	55 991	22 596	1 319	128 813	
Depots	7 177	271	-	271	1 394	2 246	-	1 280	153	812	-	173	387	56	-	36	
Grand total	2 680 782	70 808	25 848	96 656	640 871	693 498	6 806	269 918	284 126	491 364	21 160	104 744	56 378	22 652	1 319	128 849	

14. VANRHYNSDORP

MUNICIPALITY AND LIBRARIES	Total book circulation 2014	2015 MEMBERSHIP			BOOK CIRCULATION								AUDIOVISUAL					
		Adults	Children	Total	ADULTS				CHILDREN				Periodicals	TOTAL	CDs	Videos	DVDs	
					Afrikaans	English	isiXhosa	Non-fiction	Afrikaans	English	isiXhosa	Non-fiction						
Cederberg																		
Citrusdal	24 694	284	185	469	16 466	2 027	7	823	5 159	1 276	1	613	646	27 018	-	1	10	
Leipoldt Nortier (Clanwilliam)	34 933	691	422	1 113	18 888	2 238	53	1 110	4 645	1 015	15	455	1 397	29 816	-	-	28	
Elandsbaai	8 809	73	103	176	4 566	281	1	62	2 050	88	20	69	525	7 662	44	-	148	
Graafwater	23 395	270	240	510	12 884	1 357	4	709	4 562	951	6	681	476	21 630	-	-	22	
Lambert's Bay	36 062	454	232	686	19 479	3 846	20	1 176	4 411	726	14	550	2 163	32 385	-	-	-	
Tp Meyer	4 105	55	38	93	2 597	11	2	75	1 026	171	1	47	91	4 021	1	2	5	
Algeria ML	3 586	51	62	113	855	1	-	145	1 545	524	-	317	3	3 390	-	-	-	
Matzikama				-														
Bitterfontein	4 767	54	28	82	2 351	267	1	27	399	44	-	28	253	3 370	-	-	-	
Doringbaai	8 623	142	114	256	3 904	332	-	74	2 650	365	-	59	3	7 387	-	-	-	
Ebenhaesser	12 288	51	18	69	4 570	284	-	232	1 505	274	-	160	490	7 515	-	-	-	
Eureka	13 377	363	276	639	9 158	697	12	264	1 969	481	26	108	56	12 771	-	-	0	
Klawer	20 794	262	57	319	11 644	581	1	459	3 441	747	43	469	591	17 976	1	-	26	
Lutzville	28 417	642	80	722	16 714	2 390	-	2 079	5 642	1 266	-	531	926	29 548	10	-	61	
Nuwerus (Cape Agulhas)	3 308	95	58	153	2 566	119	-	44	428	28	-	53	53	3 291	-	-	0	
Rietpoort	5 096	56	37	93	2 616	119	-	25	1 224	39	-	23	352	4 398	-	-	0	
Troe-Troe	12 403	78	160	238	5 116	112	7	245	6 004	821	3	152	138	12 598	-	-	48	
Uitkyk	9 431	94	76	170	4 593	86	3	160	1 217	220	2	76	-	6 357	-	-	0	
Vanrhynsdorp	25 051	365	83	448	13 907	2 106	18	859	2 805	699	-	392	831	21 617	-	-	0	
Vredendal	66 384	1 037	338	1 375	45 376	4 605	-	3 127	12 659	4 026	12	1 398	1 364	72 567	71	-	62	
Kliprand ML	2 260	37	39	76	629	2	-	78	1 422	153	-	74	-	2 358	-	-	0	
Molsvllei ML	2 321	34	30	64	1 257	4	-	80	444	48	-	20	190	2 043	-	-	0	
Stofkraal ML	1 174	15	9	24	507	-	-	58	218	43	-	63	8	897	-	-	0	
Total	351 278	5 203	2 685	7 888	200 643	21 465	129	11 911	65 425	14 005	143	6 338	10 556	330 615	127	3	410	
Depots	1 11 840	77	140	217	3 624	278	-	492	3 441	1 496	-	635	599	10 565	-	-	0	
Grand total	23 363 118	5 280	2 825	8 105	204 267	21 743	129	12 403	68 866	15 501	143	6 973	11 155	341 180	127	3	410	

15. WORCESTER

MUNICIPALITY AND LIBRARIES	Total book circulation 2014	BOOK CIRCULATION										AUDIOVISUAL						
		2015 MEMBERSHIP			ADULTS			CHILDREN				Periodicals	TOTAL	CDs	Videos	DVDs		
		Adults	Children	Total	Afrikaans	English	isiXhosa	Non-fiction	Afrikaans	English	isiXhosa						Non-fiction	
Breede Valley																		
De Doorns	41 441	2 506	1 677	4 183	15 666	1 653	86	1 473	11 278	2 423	291	1 117	623	34 610	65	26	396	
Esselen	33 372	4 909	896	5 805	21 484	1 258	-	1 119	3 115	933	2	303	149	28 363	11	-	30	
Rawsonville	37 383	1 348	459	1 807	16 766	3 273	3	1 046	6 972	2 282	54	824	603	31 823	34	20	68	
Steenvliet	19 798	627	577	1 204	6 769	333	-	330	10 783	1 761	-	290	333	20 599	-	-	4	
Touws River	34 321	1 154	533	1 687	17 316	2 335	2	1 173	6 131	1 005	10	693	1 603	30 268	46	6	142	
Worcester	214 612	13 887	4 934	18 821	101 713	26 333	33	11 325	33 254	14 957	56	5 587	3 737	196 995	683	193	1 267	
Zwelethamba	10 144	1 320	887	2 207	1 897	233	225	341	186	1 120	873	93	109	5 077	-	4	1	
Fairhills ML	9 493	112	304	416	2 405	87	-	312	5 737	1 552	-	884	-	10 977	-	-	-	
Heks Valley ML	4 787	107	228	335	1 952	7	8	352	1 508	406	136	130	275	4 774	-	-	-	
Overhex ML	2 180	337	287	624	1 508	38	50	120	1 567	209	69	139	294	3 994	-	-	-	
Sandhills ML	5 106	113	235	348	1 985	28	-	89	5 382	1 364	-	335	22	9 205	-	-	-	
Slanghoek ML	10 458	60	96	156	1 114	61	-	81	1 919	729	-	470	37	4 411	-	-	-	
Witzenberg																		
Bella Vista	15 064	1 525	2 151	3 676	7 214	416	-	354	5 585	1 377	1	581	113	15 641	3	4	14	
Ceres	93 195	3 484	2 322	5 806	29 234	8 815	12	4 407	19 537	8 205	62	3 300	1 569	75 141	376	12	775	
Montana	17 403	1 321	1 231	2 552	8 540	165	-	397	5 114	1 130	5	321	296	15 968	-	-	-	
Nduli	13 205	145	406	551	1 352	559	1 093	1 324	2 072	3 020	2 439	268	34	12 161	40	-	-	
Rietvallei	22 709	653	941	1 594	12 600	915	-	523	5 290	1 020	-	836	469	21 653	20	7	14	
Tulbagh	22 044	1 457	1 840	3 297	12 990	1 870	96	1 200	3 672	1 849	156	918	239	22 990	3	15	207	
Witzenville	24 116	336	350	686	12 573	416	1	486	5 792	1 783	9	369	110	21 539	-	-	-	
Wolseley	33 237	522	422	944	17 277	1 768	44	962	3 989	1 173	286	529	35	26 063	22	-	307	
Op die Berg ML	13 063	462	520	982	7 458	295	-	-	3 456	1 245	12	46	-	12 512	-	-	-	
Prince Alfred's Hamlet ML	9 114	548	505	1 053	12 448	840	15	599	8 414	2 308	80	833	346	25 883	-	-	-	
Laastie Drift ML	3 184	24	31	55	1 217	9	-	81	3 596	291	1	203	-	5 398	-	-	-	
Total	689 429	36 957	21 832	58 789	313 478	51 707	1 668	28 094	154 349	52 142	4 542	19 069	10 996	636 045	1 303	287	3 225	
Depots	4	816	659	1 475	11 225	2 546	251	3 291	10 779	4 067	310	4 162	-	36 631	-	-	-	
Grand total	722 142	37 773	22 491	60 264	324 703	54 253	1 919	31 385	165 128	56 209	4 852	23 231	10 996	672 676	1 303	287	3 225	



www.westerncape.gov.za/library



**Western Cape
Government**

Cultural Affairs and Sport