

APRIL 24, 1980

ELECTRO/80: BUS-LINKED INSTRUMENTS IN SPOTLIGHT/142

A microprocessor with virtual memory/ 123


Isolation techniques for data-acquisition systems/ 134



FOUR DOLLARS A MCGRAW-HILL PUBLICATION

Electronics®

COPING WITH ALPHA PARTICLES



1420 SW1105 CASAO DEC80
SE SAMICKI
DATA ACQUISITION SYSTEMS
105 N CHAPEL ST
TORRINGTON CT 06790

5.

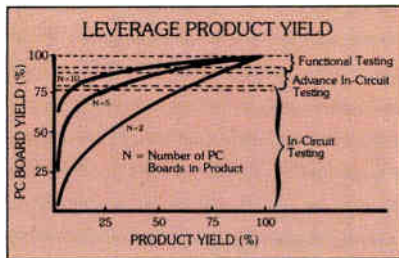
Circuit Board Testing Update/No. 5 in a series from Hewlett-Packard.

JUSTIFYING THE PURCHASE OF AN AUTOMATIC BOARD TEST SYSTEM IN LIGHT OF TODAY'S HIGH COST OF CAPITAL.

Today, an automatic board test system can easily cost \$100,000 or more. Given the current high cost of money, can a purchase of this size be financially justified? If you choose the right kind of test system it can be. In fact, the right automatic test system will not only pay for itself — including interest costs — but will actually save your company additional money.

The secret! Leveraging.

There are any number of testing alternatives now available. However, HP's 3060A Board Test System combines the latest in-circuit testing technology with board level functional testing. The addition of functional testing to in-



circuit testing provides a relatively small increase in board yield. But as you can see from the accompanying diagram,

this small increase can mean a large improvement in product yield. For example, in a 5 PC board product, an increase in board yield of only 8% (from 90% to 98%) will leverage product turn-on rate from about 59% to 90%.

The impact of leveraging on production test costs.

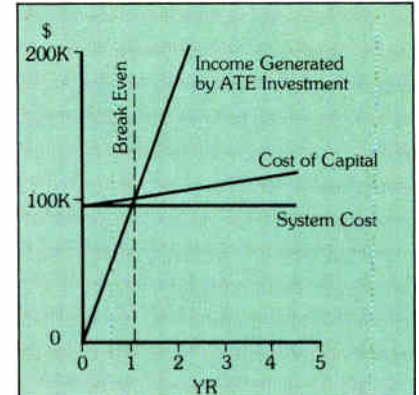
As you may have already discovered, production testing costs increase exponentially. In other words, a fault that costs 18¢ to find during in-circuit testing can easily cost \$20 or more if not detected until final product test. Why? Because of the additional time — and increased labor costs — associated with fault diagnosis and repair at this level.

By helping leverage product yield through in-circuit plus functional testing, the HP 3060A can help decrease production test costs. For example, in a five PC board product, with a product volume of 12,000 per year, the 3060A can slash production test costs as much as \$19.94 per unit. And that's a total of nearly \$250,000 per year.

Will it work for you?

As you can see from the graph, today's increasing cost of capital means the savings to be generated by an investment such as the HP 3060A must be substantial in order to produce a reasonable break-even point. How can you determine whether or not the 3060A would deliver a large enough reduction in production test costs — to justify its purchase?


To help you determine this for yourself, HP now offers a very helpful brochure titled "Financial Justifi-



cation — Circuit Test Systems." It includes a production test model worksheet, and has guidelines for calculating the 3060A Automatic Board Test System's payback period, average return on investment and/or discounted cash flow. You can use this information to determine the rate of return offered by the HP 3060A in your facility, even in light of today's high-interest economy. For your free copy of "Financial Justification — Circuit Test Systems," or for more information on the HP 3060A, (Priced at \$82,000* for standard operational system) write to Hewlett-Packard; 1507 Page Mill Road, Palo Alto, CA 94304. Or call the HP regional office nearest you: East (201) 265-5000, West (213) 970-7500, Midwest (312) 255-9800, South (404) 955-1500, Canada (416) 678-9430.

*Domestic USA price only.

90/52




HP Circuit Testers —
The Right Decision



Circle 900 on reader service card

SURPRISE!



The first stand-alone LED alphanumeric display system is here.

Here's a completely supported alphanumeric display system that frees you from costly display maintenance, requires very low operating power, and minimizes the interaction normally required for alphanumeric displays. You get a choice of 64 or 128 ASCII characters and a choice of a 16-, 24-, 32-, or 40-element display panel. Each 5 x 7 dot matrix is bright, clear and easy to read. In addition, you get editing features that include cursor, backspace, forward, insert, delete and clear. The display system is TTL compatible, requires a single 5V supply, and easily interfaces to a keyboard or microprocessor. It is ideally suited for word processing equipment, instrumentation, desktop calculators, and automatic banking terminals applications. Prices for a complete system start at \$290*

for the HDSP-2416 (16 character) display board and HDSP-2470 (64 character ASCII subset) controller board.

For more information on the HDSP-24XX alphanumeric system or immediate off-the-shelf delivery, call any franchised HP distributor.

In the U.S. contact Hall-Mark, Hamilton/Avnet, Pioneer Standard, Schweber, Wilshire or the Wyle Distribution Group (Liberty/Elmar). In Canada, call Hamilton/Avnet or Zentronics, Ltd.




*U.S. Domestic Price Only.

01902 A

Circle 1 on reader service card

Now measure frequency, power, AM, FM, Φ M from 150 kHz to 1300 MHz.



HP's New 8901A Modulation Analyzer.

For the first time all the capability you need to measure RF frequency, power and modulation is in one instrument.

The new HP 8901A Modulation Analyzer—essentially a precision calibrated heterodyne receiver—quickly characterizes transmitters and accurately calibrates signal generators.

The 8901A design minimizes measurement error, e.g. residual FM on the internal local oscillator is <1Hz at 100 MHz (50Hz-3kHz BW).

AM & FM accuracy is $\pm 1\%$ ($\Phi M \pm 3\%$). Well isolated detectors let you separate small values of

incidental AM or FM from large values of primary modulation.

Easy to use too, the HP 8901A automatically selects the strongest signal, makes the measurement and displays the result. All in all, it's not only a new concept in RF measurements, but an extremely powerful tool for the analysis of modulated signals.

Take a look at the features above, then if you want more information call your nearby HP sales office or write Hewlett Packard Co., 1507 Page Mill Road, Palo Alto, CA 94304.

Price \$7800*, Calibrator, \$500*



*Domestic U.S. Prices Only
04902B



117 Technical Articles

MEMORIES

Hardening RAMs against soft errors, 117

MICROPROCESSORS

16-bit unit enters virtual memory domain, 123

DATA ACQUISITION

Protecting systems with the right input isolation, 134

ELECTRO/80

Microprocessors and instrumentation lead the way, 142

MICROPROCESSOR SUPPORT CIRCUITS

Chips make fast math a snap for microprocessors, 153

DESIGNER'S CASEBOOK: 130

ENGINEER'S NOTEBOOK: 158

39 Electronics Review

COMPUTERS: Custom ECL boosts small mainframe performance, 39

MAGNETICS: Intermag focuses on bubble layers, 40

SOFTWARE: PL/1 shrinks to fit on microprocessors, 41

Access scheme organizes data-base management, 41

SPEECH SYNTHESIS: TI to sell its two-chip set, 42

SPEECH RECOGNITION: IBM reports another stride, 42

BUSINESS SYSTEMS: Smallest units grow more sophisticated, 44

Software transforms data processors, 44

SOFTWARE: Programs in ROM are off the shelf, 46

CONSUMER: Magnavox stereo OK'd for a-m radios, 48

COMMUNICATIONS: SBS sets satellite launch date, 48

NEWS BRIEFS: 52

67 Electronics International

GREAT BRITAIN: Array processes images in real time, 77

WEST GERMANY: Image processor eliminates grays, 78

FRANCE: Method ups laser diodes' performance, 80

THE NETHERLANDS: Philips to push harder in small-computer market, 82

93 Inside the news

R&D strategies that work, 93

102 Probing the News

MICROSYSTEMS & SOFTWARE: PL/1 simplified, 102

COMMUNICATIONS: FCC removes AT&T barriers, 104

LETTER FROM SOUTHERN CALIFORNIA: That boom you hear is L. A. County, 108

171 New Products

ELECTRO/80 PRODUCT REVIEW

RCA adds screen editing to microcomputer development system, 171

Microcomputer develops software, 172

IC regulates power switchers, 172

\$275 unit acquires data, 174

Mica capacitors offer stability, 176

Analyzer covers broad spectrum, 178

Audio oscillator has stable output, 182

\$30 isolators have dc-dc converters, 184

Automatic unit clips leads, 188

Zero is a plus in ZIF sockets, 192

Connectors are resonance-free, 194

IN THE SPOTLIGHT: Disk drives with thin-film heads go for minis, 201

Standard ECL chip has custom look, 204

Controller handles floppies, fixed disks, 208

MICROCOMPUTERS & SYSTEMS: LSI-11/23 gets analog boards, 212

COMPUTERS: Processor does data-base tasks, 220

SEMICONDUCTORS: Chip completes GPIB set, 230

INSTRUMENTS: LRC bridge has own CRT, 240

Departments

Highlights, 4

Publisher's letter, 6

Readers' comments, 8

Meetings, 12

People, 14

Editorial, 24

In my opinion, 26

Electronics newsletter, 33

Washington newsletter, 59

Washington commentary, 60

International newsletter, 67

Engineer's newsletter, 162

Products newsletter, 249

New literature, 254

Services

Reprints available, 180

Employment opportunities, 256

Reader service card, 269

EDITOR-IN-CHIEF: Samuel Weber

MANAGING EDITORS

Technical: Raymond P. Capece,
Alfred Rosenblatt
News: Gerald M. Walker
International: Arthur Erikson

ASSISTANT MANAGING EDITORS: Howard Wolff,
Margaret Eastman

SENIOR EDITOR: Ray Connolly

ART DIRECTOR: Fred Skliener

ASSOCIATE EDITOR: Benjamin A. Mason

DEPARTMENT EDITORS

Aerospace/Military: Ray Connolly
Circuit Design: Vincent Biancomano
Communications & Microwave:
Harvey J. Hindin
Components: Roger Allan
Computers & Peripherals: Anthony Durniak
Industrial/Consumer: Gil Bassak
Test, Measurement & Control:
Richard W. Comerford
New Products: Ana Bishop
Packaging & Production: Jerry Lyman
Solid State: John G. Posa

CHIEF COPY EDITOR: Margaret Eastman

COPY EDITORS: Mike Robinson,
Charlotte Wiggers, Jeremy Young

ART: Charles D. Ciatto, *Associate Director*
Paula Piazza, *Assistant Director*

EDITORIAL SECRETARIES: Maryann Tusa,
Alan Kleinberger

EDITORIAL ASSISTANT: Marilyn B. Steinberg

REGIONAL EDITORS

New York: Pamela Hamilton (212) 997-2306
Boston: James B. Brinton,
Linda Lowe (617) 262-1160
Chicago: Larry Marion (312) 751-3805
Dallas: Wesley R. Iversen (214) 742-1747
Los Angeles: Larry Waller (213) 487-1160
Palo Alto: Bruce LeBoss, *Manager*
Martin Marshall, *Computers & Instruments*
(415) 968-2712
Washington: Ray Connolly (202) 624-7592
Frankfurt: John Gosch 72-5566
London: Kevin Smith 493-1451
Paris: Arthur Erikson,
Kenneth Dreyfack 720-20-70
Tokyo: Charles Cohen 581-9816

McGRAW-HILL WORLD NEWS

Editor: Michael Johnson
Brussels: James Smith
Milan: Jeff Ryser
Moscow: Peter Hann
Stockholm: Robert Skole
Tokyo: Robert Neff

PUBLISHER: Paul W. Reiss

GENERAL MANAGER, DIRECT MARKETING
OPERATIONS: Horace T. Howland

CIRCULATION MANAGER: Herbert A. Hunter

RESEARCH MANAGER: Margery D. Sholes

MARKETING ADMINISTRATION MANAGER:
Frances M. Vallone

BOOKS & SPECIAL PROJECTS MANAGER:
Janet Eyler

SERVICE REVENUE SPECIALIST:
Penny Reitman

Cover: Tests help designers harden RAMs against soft errors, 117

As 64-K dynamic random-access memories come into use, the problem of soft errors caused by alpha particles looms much larger, and reliance on error-correction circuitry to deal with them is not the whole answer. All routes to more reliable RAMs merit a good look. Accelerated testing, in which RAMs are exposed to much higher levels of radiation than they experience in their packages, is essential for early development of designs that are less vulnerable to the omnipresent alpha particle.

Cover illustration is by Jean-Marie Troillard.

FCC votes to cease most AT&T regulation by 1982, 104

Charles Ferris, Federal Communications Commission chairman, says the FCC's 5-to-2 decision "removes the barricades from the door to the information age," but litigation is promised aplenty—the Computer and Communications Industry Association and others will have their time in court. Some satellite data handlers, meanwhile, have "innovative" data-distribution ideas they want to sell the FCC.

16032 microprocessor addresses large virtual memory, 123

Addressing 16 megabytes of main storage is well within the range of microcomputers that benefit from virtual memory—a feature that relieves the programmer of a large software burden when disk store is a big part of a system's total. Once the exclusive domain of mainframes, a 16-bit chip has now entered the virtual memory field.

Choosing the right isolation for a data-acquisition system, 134

Optical isolation techniques have by no means displaced the venerable relay in systems where multiplexed inputs must be protected from common-mode voltages. In many applications, a flying-capacitor reed-relay multiplexer may be the most sensible form of isolation.

Microcomputers, software challenges dominate Electro, 142

Life in the digital age and approaches to the software task at hand will be much discussed in Boston when Electro/80 opens its doors on May 13. Now that gear compatible with the IEEE-488 bus is in wide use, for example, instrument system designers must tangle with a programming problem: the lack of standards at a higher level than those defined by 488.

. . . and in the next issue

Coverage of the National Computer Conference . . . a math processing chip teams up with a 16-bit microprocessor for high throughput . . . a programming language emphasizing portability bridges the gap between assembly and high-level languages for small machines.

April 24, 1980 Volume 53, Number 10 101,925 copies of this issue printed

Electronics (ISSN 0013-5070) Published every other Thursday with an additional issue this April by McGraw-Hill, Inc. Founder: James H. McGraw 1860-1948. Publication office 1221 Avenue of the Americas, N.Y., N.Y. 10020; second class postage paid at New York, N.Y. and additional mailing offices.

Executive, editorial, circulation and advertising addresses: Electronics, McGraw-Hill Building, 1221 Avenue of the Americas, New York, N.Y. 10020. Telephone (212) 997-1221. Teletype 12-7960 TWX 710-581-4879. Cable address: MCGRAW HILL NEW YORK.

Subscriptions limited to professional persons with active responsibility in electronics technology. No subscriptions accepted without complete identification of subscriber name, title or job function, company or organization, and product manufactured or services performed. Based on information supplied, the publisher reserves the right to reject non-qualified requests. Subscription rates: in the United States and possessions \$18 one year, \$31 two years, \$46 three years; company addressed and company libraries \$23 one year, \$41 two years, \$58 three years; APO/FPO addressed \$35 one year only; Canada and Mexico \$19 one year, \$32 two years, \$47 three years; Europe \$50 one year, \$85 two years, \$115 three years; Japan, Israel and Brazil \$70 one year, \$115 two years, \$165 three years; Australia and New Zealand \$95 one year, \$170 two years, \$240 three years, including air freight; all other countries \$50 one year, \$85 two years, \$125 three years. Limited quota of subscriptions available at higher-than-basic rate for persons allied to field served. Check with publisher for these rates. Single copies: \$4.00; special Anniversary issue: \$9.00 each. Please allow four to eight weeks for shipment.

Officers of McGraw-Hill Publications Company: Paul F. McPherson, President; Executive Vice Presidents: James E. Boddorf, Gene W. Simpson; Group Vice President: Daniel A. McMillan; Senior Vice President-Editorial: Ralph R. Schulz; Vice Presidents: Kemp Anderson, Business

Systems Development; Stephen C. Croft, Manufacturing; Robert B. Doll, Circulation; James E. Hackett, Controller; William H. Hammond, Communications; Eric B. Herr, Planning and Development; John W. Patten, Sales; Edward E. Schirmer, International.

Officers of the Corporation: Harold W. McGraw, Jr., President, Chief Executive Officer, and Chairman of the Board; Robert N. Landes, Senior Vice President and Secretary; Ralph J. Webb, Treasurer.

Title registered in U.S. Patent Office. Copyright © 1980 by McGraw-Hill, Inc. All rights reserved. The contents of this publication may not be reproduced in whole or in part without the consent of copyright owner. Where necessary, permission is granted by the copyright owner for libraries and others registered with the Copyright Clearance Center (CCC), P.O. Box 8891, Boston, MA 02114, to photocopy any article herein for the base fee of \$0.50 per copy of the article plus \$0.25 per page. Payment should be sent directly to the CCC. Copying done for other than personal or internal reference use without the express permission of McGraw-Hill is prohibited. Requests for special permission or bulk orders should be addressed to the publisher. ISSN 0013-5070/80\$0.50+\$0.25.

Subscribers: The publisher, upon written request to our New York office from any subscriber, agrees to refund that part of the subscription price applying to copies not yet mailed. Please send change-of-address notices or complaints to Fulfillment Manager; subscription orders to Circulation Manager, Electronics, at address below. Change-of-address notices should provide old as well as new address, including zip codes. Attach address label from recent issue. Allow one month for change to become effective. Subscriber Service: call (609) 448-8110, 9 a.m. to 4 p.m. EST.

Postmaster: Please send form 3579 to Fulfillment Manager, Electronics, P.O. Box 430, Hightstown, N.J. 08520.


Now available. . .the SMALLEST BROADBAND MIXERS

from Mini-Circuits of course.

40 kHz - 3 GHz

\$11.95
MODEL TFM-2
\$11.95 (6-49)

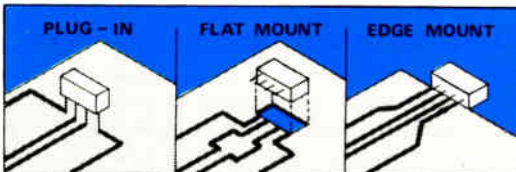
ACT NOW TO IMPROVE YOUR SYSTEM DESIGNS, increase your packaging density, and lower your costs . . . specify Mini-Circuits new microminiature TFM series. These tiny units, 0.5" x 0.21" x 0.25" the smallest off-the-shelf Double Balanced Mixers available today, cover the 40 kHz - 3 GHz range and offer isolation greater than 45 dB and conversion loss of 6 dB. Each unit carries with it a 1-year guarantee by MCL. Upgrade your new system designs with the TFM, rapidly becoming the new industry standard for high performance at low cost.



<p>Actual size</p>	Model TFM-2	1-1000 MHz	\$11.95
	Model TFM-3	0.04-400 MHz	\$19.95
	Model TFM-4	5-1250 MHz	\$19.95
	Model TFM-11	1-2000 MHz	\$39.95
	Model TFM-12	800-1250 MHz	\$39.95
	Model TFM-15	10-3000 MHz	\$59.95

40 kHz 0.1 MHz 1 MHz 10 MHz 100 MHz 1 GHz 3GHz

Simple mounting options offer optimum circuit layout. Use the TFM series to solve your tight space problems. Take advantage of the mounting versatility—plug it upright on a PC board or mount it sideways as a flatpack.



Model	Frequency, MHz			Conv. loss, dB		Isolation dB						Cost									
	LO	RF	IF	Typ	Max	Lower Band Edge To one Decade Higher	LO-IF	Mid Range	LO-IF	Upper Band Edge To Octave Lower	LO-IF	Quantity	Price								
TFM-2	1-1000	1-1000	DC-1000	6.0	7.5	7.0	8.5	50	45	45	40	40	25	35	25	30	25	25	20	6-49	\$11.95
TFM-3	04-400	04-400	DC-400	5.3	7.0	6.0	8.0	60	50	55	40	50	35	45	30	35	25	35	25	5-49	\$19.95
TFM-4	5-1250	5-1250	DC-1250	6.0	7.5	7.5	8.5	50	45	45	40	40	30	35	25	30	25	25	20	5-49	\$19.95
TFM-11	1-2000	1-2000	5-600	7.0	8.5	7.5	9.0	50	45	45	40	35	25	27	20	25	20	25	20	1-24	\$39.95
TFM-12	800-1250	800-1250	50-90	—	—	6.0	7.5	35	25	30	20	35	25	30	20	35	25	30	20	1-24	\$39.95
TFM-15	10-3000	10-3000	10-800	6.3	7.5	6.5	9.0	30	20	30	20	30	20	30	20	30	20	30	20	1-9	\$59.95

Signa: 1 dB compression level +1 dBm. Impedance, all ports 50 ohms. Total input power 50 mW. Total input, current peak 40 mA. Operating and storage temperature: 55°C to +100°C. Pin temperature 510°F (10 sec).
* LO power +10dBm 1 dB compression +5dBm

World's largest manufacturer of Double Balanced Mixers

Mini-Circuits

A Division of Scientific Components Corp

2625 East 14th Street Brooklyn, New York 11235 (212) 769-0200
Domestic and International Telex 125460 International Telex 620156

International Representatives: AFRICA: Alitra (PTY) Ltd., P.O. Box 9813, Johannesburg 2000, South Africa AUSTRALIA: General Electronic Service, 99 Alexander St., New South Wales, Australia 2065 EASTERN CANADA: B D Hummel 2224 Maynard Ave., Utica, NY 13502 ENGLAND: Dale Electronics Ltd., Dale House, Wharf Road, Frimley Green, Camberley Surrey, United Kingdom FRANCE: S C I E - D I M E S, 31 Rue George-Sand, 91120 Palaiseau, France GERMANY, AUSTRIA, SWITZERLAND, DENMARK: Industrial Electronics GMBH 6000 Frankfurt/Main, Klüberstrasse 14 West Germany INDIA: Gaekwar Enterprises, Kamal Mahal, 17 M L Dahanukar Marg, Bombay 400 026, India ISRAEL: Vectronics Ltd., 69 Gordon St., Tel-Aviv, Israel JAPAN: Denso Kaisha, Ltd., Eguchi Building 8-1 1-Chome, Hamamatsucho Minato-Ku, Tokyo, Japan NETHERLANDS, LUXEMBOURG, BELGIUM: B V Technische Handeisondernehmung, COIMEX, P.O. Box 19 8050 AA Hattem, Holland NORWAY: Datamatikk As, Postboks 111, BRYN, Oslo 6, Ostensjoveien 62, Norway SINGAPORE & MALAYSIA: Electronics Trading Co (PTE) Ltd Suites C13, C22 & C23 (1st Floor), President Hotel Shopping Complex, 181 Kitchener Road, Singapore-8 Republic of Singapore SWEDEN: Integretrad Elektronik AB, Box 43 S-182 51 Djursholm, Sweden

U.S. Distributors: NORTHERN CALIFORNIA: Pen Stock 105 Fremont Ave., Los Altos, CA 94022, Tel (415) 948-6533 SOUTHERN CALIFORNIA, ARIZONA: Crown Electronics, 11440 Collins St., N Hollywood, CA 91601, Tel (213) 877-3550 METROPOLITAN NEW YORK, NORTHERN NEW JERSEY, WESTCHESTER COUNTY: Microwave Distributors, 61 Mall Drive, Commack, NY 11725, Tel: (516) 543-4771 SO. NEW JERSEY, DELEWARE & EASTERN PENNSYLVANIA: MLC Distributors, 456 Germantown Pike, Lafayette Hills, PA 19444 (215) 825-3177

B32/REV E □□□

Circle 5 on reader service card

**HERMETICALLY
SEALED**



LOW PROFILE

DIP CRYSTAL TTL OSCILLATOR

MODEL S14R5

FREQUENCIES AVAILABLE:

Any fixed frequency from 32 kHz to 20 MHz
FREQUENCY TOLERANCE:
 $\pm 0.005\%$ over temperature range -25°C to $+75^{\circ}\text{C}$
OUTPUT WAVEFORM: Squarewave, fanout
10 TTL loads, LOG $1 > 2.4\text{V}$, LOG $0 < 0.4\text{V}$
SUPPLY VOLTAGE: 5 Vdc $\pm 5\%$
SUPPLY CURRENT: 75mA Maximum
DIMENSIONS: 0.88" (22.4 mm)L x 0.5"
(12.5mm)W x 0.2" (5.1 mm)H

*LOW FREQUENCY
($< 1\text{ Hz}$)
LOW PROFILE*



DIP CRYSTAL OSCILLATOR

MODEL
S14P5

LSTTL COMPATIBLE

FREQUENCIES AVAILABLE:

Any fixed frequency from 0.5 kHz to 10 MHz
FREQUENCY TOLERANCE:
 $\pm 0.005\%$ over temperature range -25°C to $+75^{\circ}\text{C}$
OUTPUT WAVEFORM: Squarewave, fanout
10 LSTTL loads, LOG $> 2.4\text{V}$, LOG $0 < 0.4\text{V}$
SUPPLY VOLTAGE: 5 Vdc $\pm 5\%$
SUPPLY CURRENT: 50mA Maximum
DIMENSIONS: 0.88" (22.4 mm)L x 0.5"
(12.5 mm)W x 0.25" (6.4 mm)H

DIP SINEWAVE OSCILLATOR



MODEL DPS1

FREQUENCIES AVAILABLE

Any fixed frequency from 1 kHz to 100 kHz
FREQUENCY STABILITY:
 $\pm 0.01\%$ over temperature range -25°C to $+75^{\circ}\text{C}$
OUTPUT WAVEFORM: Sinewave
total harmonic distortion $\approx 5\%$
OUTPUT AMPLITUDE:
1 Vrms minimum into a 10 k Ω Load, DC coupled
SUPPLY VOLTAGE: 5Vdc $\pm 10\%$
SUPPLY CURRENT: 50 MA maximum
DIMENSIONS: 0.87" (22.4 mm)L x 0.5"
(12.5 mm) W x 0.25" (6.4 mm)H

THE CONNOR-WINFIELD CORP.



West Chicago, IL 60185, USA
Phone: (312) 231-5270
TWX: 910-230-3231
Cable: CONWINWCGO

6 Circle 6 on reader service card

Publisher's letter

About a year ago, alpha particles were just a scientific curiosity to Mark Brodsky, a project engineer at Zilog Inc. specializing in packaging and development. Then he was handed the job of finding ways to protect the firm's 16-K dynamic random-access memories from soft errors caused by alpha particles. That included choosing coatings or plastics to resist alpha penetration, as well as special cell designs to cut down on soft errors. Brodsky did a complete survey of the literature available and found it inadequate; the result is the article that starts on page 117.

To get a clearer perspective on alpha-caused soft errors, Zilog started the comprehensive program described in his article. Near the end of the tests, company researchers discovered that a dynamic RAM's bit-select lines were extremely susceptible to alpha hits. A reexamination of earlier writings on the subject from Bell Laboratories and West Germany's Siemens revealed that scientists at those places had noticed the same phenomenon.

However, Zilog's researchers did find that two external factors independent of memory cell design—supply voltage and cycle time—could lessen soft errors if applied properly. Brodsky is now using his alpha particle experience to study the effects of soft errors on the firm's new, large quasi-static RAM.

In order to edit this article, packaging and production editor Jerry Lyman waded through many current papers and concluded that, if anything, the alpha particle problem will require increased attention in the design and application of new, larger dynamic and static RAMs. It appears that alpha particle protection in MOS devices will be a primary design consideration from now on.

As for Brodsky, the article is his first published technical work, but he says that he is not averse to firing off letters to Silicon Valley newspapers on topics that concern him and his family, such as housing problems in California or the damage that is being done to the local ecological system.

Designer's Casebook has never been known as a place for engineers to meet, but that's what happened to the two men who wrote "Protected regulator has lowest dropout voltage," on page 130 in this issue. It started with a Casebook in the April 12, 1979, issue by Kelvin Shih, who works at the General Motors Proving Ground in Milford, Mich. That article concerned a circuit to regulate the output of lithium batteries so that an input voltage as low as 5.2 volts could yield an output of 5 v. But an engineer at the Scott Aviation division of A-T-O Inc. in Lancaster, N. Y., wanted a regulator that could do better. That man, Thomas Vallone, in the course of trying to improve Shih's design, telephoned him. Their conversation led to a circuit that delivers 5 v from an input of 5.012 v. Which shows that the design you have in mind, if it is selected for Designer's Casebook, could get you not only the \$50 honorarium but a collaborator as well.

We annually do a special report on the Electro show—as well as on Wescon and the National Computer Conference. This year, the Electro coverage begins on page 142. The most remarkable thing to those who have handled the story over the years is the way in which the trend in the number of companies attending, the number of booths they occupy, and attendance has gone steadily upward ever since the show's managers decided to make it one of a number of regional shows. Now we have—in addition to Electro and Wescon—Midcon and the upcoming Southcon due to start next year. All alternate between two cities in their areas. With next month's Electro/80 in Boston a sellout, word comes that Wescon, scheduled this year in Anaheim, Calif., Sept. 16–18, has already sold out all its booths. For *Electronics'* preview of that show, see our Aug. 28 issue.

Electronics / April 24, 1980




Use our 532 stand-alone.



Or with a scope.



Operate it from a terminal.



It's portable.

The best way to troubleshoot a microcomputer is with another microcomputer. Ours.

The Paratronics Model 532 looks like a logic state analyzer. But it's more. It's really a powerful microcomputer programmed to perform logic analysis functions.

With 32 channels, 21 triggering modes, and a deep, high-speed trace memory, you can debug systems based on 8-bit or the latest breed of 16-bit microprocessors.

Since the Model 532 is a microcomputer, it's smart and easy to use. For example, you can store your tests in RAM or a set of UV PROMS for automatic playback. Our analyzer even remembers front panel settings so you don't have to.

But that's not all. Software signature analysis on 32 channels is a standard feature. Options include RS-232 and IEEE-488 interfaces, a serial communication test probe, and additional program space for defining special functions.

Our Model 532 will solve your design, production test, and servicing problems. Contact us for a no-obligation evaluation unit from one of our local sales offices. Or write for our free, illustrated booklet, "Check It Again, Sam." See for yourself how our microcomputer can help yours.

Paratronics Inc., 122 Charcot Ave., San Jose, CA 95131
(408) 263-2252/TWX: 910-338-0201
Outside California—Call Toll Free: (800) 538-9713

PARATRONICS INC.

DEBUGGING MICROCOMPUTERS?

It takes one to know one.



The Model 532 Logic State Analyzer, a full blown microcomputer for only \$1950. (plus probes and options) *U.S. price only*

PARATRONICS

For additional information 256

For a demonstration 7

SERIES SE3000 Lightweight, instrumentation recorders



that both
you and your
budget can carry

See us at
Electro/80
Booth #315-317

These IRIG compatible $\frac{1}{4}$ and $\frac{1}{2}$ inch portable instrumentation recorders are the first to offer the features and performance of 1 inch laboratory recorders that weigh and cost much more.

- 8 tachometer or tape servo controlled speeds, from 15/32 to 60 inches/second
- IRIG compatible recording up to 40 kHz FM, 300 kHz direct, and 0.5 Mbit/second HDDR
- 4, 7, 8, or 14 record/reproduce channels, plug in for any mix of FM, direct, and HDDR, fully aligned for 8 speed operation
- Built-in calibration, complete electronics-to-electronics checkout (FM and direct)
- Choice of interchangeable ac or dc power supplies

Call today. You'll be surprised how little a 55 lb, 14 channel portable instrumentation recorder can cost.
Or write for our new 4 page brochure.

EMI EMI Technology Inc.

100 Research Drive P.O. Box 2046 Stamford, CT 06906
Telephone (203) 356-1300 TWX: 710-474-0128
Toll Free Instrumentation Service: 800-243-2572

A Member of the THORN EMI Group.

Sales Offices:

- Newport Beach, CA 92660
Telephone (714) 760-1955
- Atlanta, GA 30339
Telephone (404) 952-8502

International:

SE Labs (EMI) Ltd.
Spur Road, Feltham, Middlesex
TW14 0TD, England
Telephone 01-890-1477 Telex: 23995

Readers' comments

Human resources

To the Editor: In a Washington Newsletter [Feb. 28, p. 55] the Computer and Business Equipment Manufacturers Association is quoted as predicting power shortages in the mid-1980s. Such shortages, it is claimed, would halve the growth rate of the U. S. data-processing and electrical business-equipment industries. Rather than bemoan the fact that the power capability is not going to be there, why don't we push the design and application of computer and other technology to make rapid growth of time-of-day energy charges, local control of energy demand, remote control of air conditioners, etc., possible? Also needed are retrofit electronic schemes to control lighting levels.

George E. Gless
Boulder, Colo.

Corrections

The price for GenRad's 1731 benchtop linear tester was incorrectly given in the Feb. 14 issue (p. 49). The correct price at that time was \$25,900, the same as that for Analog Device's LTS 2000. As of April 1, GenRad increased the price of its unit to \$28,500.


A number of errors appeared in "U. S. losing ground in the lab" (March 13, p. 81). The article shows that France, Japan, and West Germany spend proportionately more on research and development than does the U. S. On page 83, the amount of R&D carried out by Thomson-CSF of France at its operating divisions and subsidiaries should read 93%, with 20% of its sales plowed back into R&D. On the same pages, the \$17 billion in world sales for Siemens AG is the total for 1977-78, not for 1979. On page 85, an error in the use of conversion rates undervalued the West German government's expenditures on R&D—the figure should be \$215 per capita, or 1.9% of its gross national product, a ratio close to that of the U. S.

In the April 8 issue, a typographical error pinned the wrong company name to our story on Advanced Micro Device's AmZ8065 burst-error processor (p. 38). Our apologies.

● INTRODUCING A NEW STAR ● ● IN MEMORY MANAGEMENT ●

● The Multibus Z8000 CPU Board from Central Data ●

Featuring ...



The Zilog/AMDZ8001 (segmented) 16 bit microprocessor chip. The Z8000 runs at a speed of 4 MHz and the board has full multi-master capabilities.

A unique memory management circuit that maps physical memory into 2K pages for a total system-wide memory of 16 Mbytes.

Multi-user capabilities with multiple memory maps that allow efficient usage with no interference.


Two 2716 EPROMs, optionally available, that are automatically selected and can be deselected.

On-board peripheral chips that significantly decrease workload on the Z8000. Standard Z8000 CPU Bd. \$635. Monitor Option \$75. 9511 Option \$225.


...and the finest supporting cast in the industry.




Static Ram Board adds either 16K or 32K of static memory to a Multibus system 16K — \$495. 32K — \$880.




Double Density Floppy Disk Controller adds from one to four double density standard sized floppy disk drives, either single or double-sided. \$255.




Cartridge Disk Controller Board provides DMA transfers to or from cartridge disk drives with capacities of 10 or 20 Mbytes. \$335.



PROM Board allows the user to hook between 1k and 128K of PROM to a Multibus system. \$110.




Quad Serial Interface Board hooks up to four EIA RS-232 interfaces to your system. \$225.




Octal Serial Interface Board allows up to eight EIA RS-232 interfaces. \$265.



Mother Board can hold up to 15 Multibus cards with both P1 and P2 provided for each card position. \$255.



Prototyping Board will accommodate up to 95 16-pin sockets, allowing the user to wire wrap a prototype circuit. \$45.




Extender Board will raise a board being tested up to a height of 6.9 inches. \$50.

Central Data Corporation

P.O. Box 2530 Station A 713 Edgebrook Drive Champaign IL 61820
(217) 359-8010 TWX 910-245-0787

All prices listed are OEM quantity 100. Other prices available on request.

REMOTE DATA MADE (UNDER \$30



Any Computer

REMDACS
Computer
Interface
Receiver/
Transmitter
Card

Single twisted pair line...

A NEW CONCEPT. A NEW PRODUCT.

REMDACS™ is Intersil's *Remote Data Acquisition and Control System*. It handles remote analog and digital data. For monitoring, logging and control. It communicates with up to 512 remote stations. Up to a mile away. Very accurately. And inexpensively. Over a single twisted-pair line.

A LOW-COST SYSTEM.

REMDACS is a simple, economical system. Averaging \$30 per channel for typical systems. Even less for larger systems. Installation costs are reduced because REMDACS uses a single twisted-pair line. No multiple cable runs. No conduit in most cases, since power is only 24 VAC. (Many installations can even utilize existing wiring.) And remote stations all daisy-chain onto one twisted-pair. So you can add on more inputs or controls very inexpensively.

DIGITIZE AT THE SOURCE.

REMDACS uses smart remote stations. Each containing a 16-channel multiplexer, a 12-bit A/D and a microcomputer. They gather and digitize temperature and voltage data right near the source for higher accuracy and lower signal degradation. Then they send the data back to the host com-

puter in serial format. With auto error-checking at both ends of the transmission.


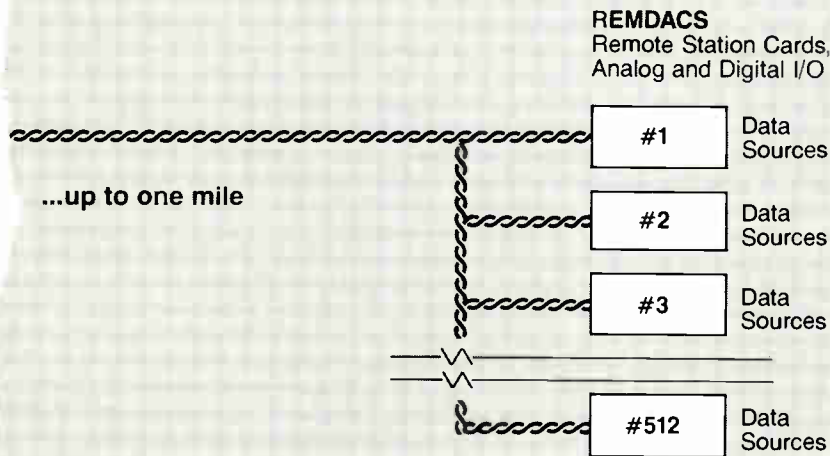
TRANSPARENT TO THE HOST COMPUTER.

A central receiver/transmitter station polls all remote stations. Up to 95 channels/second. In a high-security, serial-message format. The host provides only address and action commands. REMDACS provides system control and communications protocol. Converting the data for virtually any host computer. To the host, REMDACS is transparent, looking like a simple data source or control device. Up to 512 remote stations may be attached to one receiver/transmitter, providing thousands of data input channels and control outputs.

A KIT FOR EASY START-UP.

Here's a good way to get familiar with the concept fast. And come out with a working system. The REMDACS Evaluation Kit provides all you need: Two remote station cards, a receiver/transmitter card, an RS-232 serial interface card, a detailed technical manual, a 24 VAC transformer, cables and connectors. All data acquisition and control routines are debugged and stored in firmware. Total tab: \$995. And worth every penny. Just in man-hours saved.

ACQUISITION EASY. /CHANNEL.)




GET GOING IN 1 DAY.

In less than one hour you'll have the kit ready to go, and interfaced through the RS-232 card. Soon after, you'll have your program written — and be hooking up live inputs. Your computer needs only to address a location and give an action command. REMDACS does the rest. And that keeps your job simple.

So, stop hassling with remote data. Send in the coupon below. And make your life a little easier.


INTERASIL SALES OFFICES:

CALIFORNIA: Sunnyvale (408) 744-0618, Long Beach (213) 436-9261 • COLORADO: Aurora (303) 750-7004 • FLORIDA: Fort Lauderdale (305) 772-4122 • ILLINOIS: Hinsdale (312) 986-5303 • MASSACHUSETTS: Lexington (617) 861-6220 • MINNESOTA: Minneapolis (612) 925-1844 • NEW JERSEY: Englewood Cliffs (201) 567-5585 • OHIO: Dayton (513) 866-7328 • TEXAS: Dallas (214) 387-0539 • CANADA: Brampton, Ontario (416) 457-1014



INTERASIL

Analog Products — Data Acquisition
10710 No. Tantau Ave.
Cupertino, CA 95014
Tel: (408) 996-5000 TWX: 910-338-0171
(800) 538-7930 (outside California)



Dear Intersil,
please make my life easier:

- Rush me your literature on REMDACS and on the REMDACS Evaluation Kit.
- Have someone call me immediately.
- Also send me your Henrik Ibsen poster.

Name _____ Title _____

Company _____

Address _____

City/State/Zip _____ Phone _____

Measure
dc OR ac
 current
 without
 breaking
 the
 circuit
 or
 disturbing
 the
 insulation



**F.W. Bell
 CURRENT
 METER** Model 1776

Current measurements are faster, easier and safer. Utilizing Hall effect probes, the 1776 introduces practically no disturbance into the measured circuit. It can measure currents ranging from DC to 5 kHz.

- 3½-Digit Readout
- Peak—Read—Hold
- Three Current Ranges
 1000A, 100A, 10A (Resolution to 10 mA)
- Fully Portable
 Operates on 117VAC or rechargeable integral batteries.



6120 Hanging Moss Rd. Orlando, FL 32807
 Phone 305/678-6900 TWX: 810-853-3115

Meetings

International Symposium on Circuits and Systems, IEEE, Shamrock Hilton Hotel, Houston, April 28-30.

28th Annual National Relay Conference, The National Association of Relay Manufacturers (D. D. Lingelbach, Oklahoma State University, 202 Engineering South, Stillwater, Okla. 74074), Oklahoma State University, Stillwater, April 28-30.

30th Annual Electronic Components Conference, Electronic Industries Association and IEEE, Hyatt Regency, San Francisco, April 28-30.

Second International Parametrics Conference, International Society of Parametric Analysis (P. O. Box 3104, Dayton, Ohio 45431), Sheraton Poste Inn, Cherry Hill, N. J., April 29-May 1.

Electronic Distribution Show and Conference, Electronic Industry Show Corp. (222 S. Riverside Plaza, Chicago, Ill. 60606) Las Vegas Hilton Hotel, Las Vegas, May 1-3.

Video '80—Congress and Exhibition on Video Systems, AMK GmbH (D-1000, Berlin, Messedamm 22), Berlin Fairgrounds, May 5-7.

World Electronics—Strategies for Success, Financial Times Conferences (10 Cannon St., London, England) and Mackintosh International, Loews Monte Carlo Hotel, Monte Carlo, May 5-7.

26th International Instrumentation Symposium, Instrument Society of America (A. E. Bowman, Hy-Cal Engineering, 12105 Los Nietos Rd., Santa Fe Springs, Calif. 90670), Red Lion Inn/Seatac Hotel, Seattle, Wash., May 5-8.

International Symposium on Computer Architecture, IEEE, La Boule, France, May 6-8.

15th Annual Microwave Power Symposium, International Microwave Power Institute (211 E. 43rd St., New York, N. Y. 10017), University of Iowa, Iowa City, May 6-9.

Microwave Power Tube Conference, Advisory Group on Electron Devices the Electron Devices Society of the IEEE, Naval Postgraduate School, Monterey, Calif., May 12-14.

Electro/80, IEEE, Hynes Memorial Auditorium, Boston, May 13-15.

Metrology of Modern Electronic Instrumentation, National Bureau of Standards (Barry A. Bull, B-162 Metrology Building, NBS, Washington, D. C. 20234), NBS, Gaithersburg, Md., May 13-15.

Tech-Transfair '80, Royal Netherlands Industries Fair (P. O. Box 8500, 3503 RM Utrecht, Holland), Utrecht, Holland, May 13-16.

Microcomputer Show '80, Japan Electric Industrial Development Association (3-5-8 Shiba Koen, Minato-ku, Tokyo 105, Japan), Tokyo Ryutsu Center, May 14-17.

Second Annual Conference on Electro-optical Systems and Technology, American Institute of Aeronautics and Astronautics (Dept. EOS, Box 91295, Los Angeles, Calif. 90009) *et al.*, Pacifica Hotel, Los Angeles, May 15-16; and Hilton Inn, Sunnyvale, Calif., June 5-6.

SRE-80 Reliability Symposium, TIE—Transportation, Information and Energy, Society of Reliability Engineers (Suite 1, 732 Wilson Ave., Downsview, Ont., Canada M3K 1E2), Holiday Inn Downtown, Toronto, May 15-16.

29th Annual Convention, The National Cable Television Association (Washington, D. C. 20006), Dallas, May 18-21.

Custom Integrated Circuits Conference, IEEE, Americana Hotel, Rochester, N. Y., May 19-21.

National Computer Conference, American Federation of Information Processing Societies Inc. (1815 North Lynn St., Arlington, Va. 22209), Anaheim Convention Center, Anaheim, Calif., May 19-22.

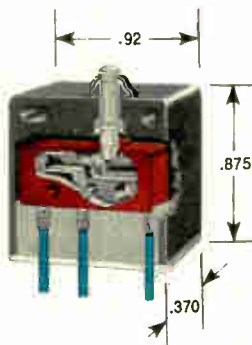


Hey, Mr. Cousteau, have you seen this switch?

IF YOUR PRODUCT HAS TO WORK OUTDOORS, HERE'S A TOUGH OUTDOOR SWITCH THAT REALLY WORKS. We put a precision, snap-action switch inside a sturdy housing and then encapsulated it in epoxy to seal out moisture. The result is a rugged, watertight switch you can splash, spray, soak, freeze and subject to all types of weather.

Ideal for boats, power mowers, snowmobiles, autos, outdoor vending machines...any application where spray, dust, dirt, grime, grease are present. Rated 10.1 amps, ¼ HP 125/250VAC. Ten inch, 16 gauge leads. Also available with hinged external actuator.

Test a free sample. Call, write or TWX Cherry. We'll send you complete technical information and a sample switch... absolutely free!



LOW ENERGY switching?

YOU BET! It's available with gold crosspoint contacts rated 0.1 amp. Knife-edge design, high contact pressure and a film-free gold alloy give positive contact everytime you push the button.

ACTUAL SIZE DRAWING. Inside the sturdy housing and epoxy encapsulation is our good old reliable E62 subminiature switch—proven in millions of applications. External lever or roller type actuators available.

See Us At **ELECTRO/BOSTON**
CHERRY Booths: 2222-2228

CHERRY



PRECISION SWITCHES

CHERRY ELECTRICAL PRODUCTS CORP. 3608 Sunset Avenue, Waukegan, IL 60085—312/689-7700—TWX 910/235-1572

Our worldwide affiliates and phone numbers: Cherry Semiconductor Corp., Cranston, RI, U.S.A., 401 463 6000 • Cherry Mikroschalter GmbH, Auerbach, Germany, 09 643 181 • Cherry Electrical Products Ltd., Sandridge (Herts) England, 44 727 32231 • Cerco Brasil Industria E Comercio Ltda., Sao Paulo, Brazil, 011 246 4343 • Hirase Cherry Precision Co., Ltd., Kawasaki, Japan, 044 933 3511

Circle 13 on reader service card

3 Times
Actual Size



LOW COST!

High Speed Planar PIN Photodiodes

New inexpensive TRW Optron devices offer high sensitivity, low noise and fast response for applications where space and cost are critical.

TRW Optron's new OP 905 and OP 915 high speed silicon planar PIN photodiodes are especially designed for applications requiring high sensitivity, low noise and fast response where space and cost are critical.

Both new TRW Optron devices have an active area of 7.5 mm² and are available in a small, low cost plastic package ideal for use where space is at a premium. The package design simplifies mounting on a printed circuit board, and the devices can be positioned side by side in close proximity to form multielement arrays.



ACTUAL SIZE

Sensitivity of the photodiodes is typically between 0.55 and 0.65 amp/watt at peak sensitivity of 800 nm for the OP 905 and 920 nm for the OP 915. The spectral sensitivity range of 400 nm to 1200 nm makes the devices ideal for visible or near infrared applications.

Each device is suitable for operation in either the photodiode or photo-voltaic mode. At a bias of 10 volts, the OP 905 has a junction capacitance of 60 pf and a response time of 200 nsec with a 1 K Ω load resistance. Under similar conditions the OP 915 has a capacitance of 15 pf and response time of 50 nsec.

Detailed technical information on these new high speed silicon planar PIN photodiodes and other TRW Optron optoelectronic products is available from your nearest TRW Optron sales representative or the factory direct.

TRW OPTRON
A DIVISION OF TRW INC.

1201 Tappan Circle
Carrollton, Texas 75006, U.S.A.
TWX-910-860-5958
214/242-6571



People

Caplan envisions design team of software, hardware experts

The importance of software to a computer product is not something David I. Caplan is likely to downplay. In fact, the integration of software and hardware design teams is topping his list of things to do as the newly appointed director of development for computer systems at Perkin-Elmer Corp.

The 50-year-old Caplan comes to the Oceanport, N. J., Computer Systems division with a good deal of experience and not a little Yankee ingenuity. Most recently the vice president and director of engineering at Raytheon Co.'s Intelligent Terminal Systems division, Caplan was also with Inforex Inc. in the mid-1970s as vice president of engineering. In 1952, he received an MS in mathematics from the Massachusetts Institute of Technology and in 1957 an MS in electrical engineering from the University of Pennsylvania. With this combined background in mathematics and engineering, Caplan should know what software and hardware integration is all about.

This integration is exactly what he plans to bring about at Perkin-Elmer. "The key is to have design teams that deal with all the ingredients," he says with regard to pulling hardware and software development much closer together. "Organizationally we're very traditional. The company is product-oriented and system-oriented," he says, adding that he hopes to build and extend these strengths.

Caplan, who sees software costs increasing at an accelerating rate, wants to have software planners involved even earlier in product development than they have been. "Hardware and software issues and differences will have to be resolved. Adding software later was the right way when what you developed in hardware represented a greater percentage of the costs," he observes.

"Perkin-Elmer has two thrusts: financial and engineering. Its focus is on credibility rather than on rapid growth," says Caplan. "And as I'm



Integrator. Perkin-Elmer's Caplan wants software people involved early in design.


really a New Englander, that suits me fine." Caplan will make any changes within the development group at Perkin-Elmer with careful thought. Above all, he wants to keep his division a vibrant place to work. "This company grew out of Bell Labs, with a huge amount of technical competence. I want to make sure it continues to be an exciting place to work, because you don't keep guys by nailing their feet to the floor," he sums up.

Britton sees the computer as just another peripheral

"Business applications are becoming so varied that we need a whole new concept of a computer," asserts David L. Britton, the 43-year-old president of Britton-Lee Inc. of Los Gatos, Calif., and co-designer of the 8-inch Winchester disk. The problem is that the general-purpose computer originated with the Von Neumann model, which is good at number-crunching operations but poor in performing input/output-intensive functions. "But people who do business applications are finding that they are I/O-intensive functions"—he declares.

The answer to the problem, as Britton sees it, is the creation of specialized processors. Front-end processors such as the IBM 3705 have

LSI-11/2 LSI-11/23 COMPONENT PRODUCTS



WHY IS FIRST COMPUTER YOUR BEST SOURCE FOR DEC'S LSI-11/2 AND LSI-11/23 MICROCOMPUTER PRODUCTS?

FIRST COMPUTER IS THE WORLD'S LARGEST SPECIALIZED DISTRIBUTOR FOR LSI-11 AND LSI-23 MICROCOMPUTER PRODUCTS.

No—We don't sell capacitors or resistors! We only sell products manufactured by Digital Equipment Corporation and other leading manufacturers which enhance the LSI-11/2 and LSI-11/23 Microcomputer Products.

FIRST COMPUTER SAVES YOU VALUABLE DOLLARS!

Because of our volume purchasing power we can acquire the products at the lowest possible cost. These savings enable us to offer the best price available anywhere. Before you buy, investigate our price and save dollars.

FIRST COMPUTER SAVES YOU VALUABLE TIME!

Because of our large inventory we can provide you with off-the-shelf delivery on the complete line of Digital Equipment Corporation's factory fresh Microcomputer Products. We are just a phone call away, or if you prefer you can TWX us your order. With pre-approved credit we can ship anywhere in the United States or Canada within 24 hours.

FREE TECHNICAL AND APPLICATION ASSISTANCE.

Because we specialize in LSI-11/2 and LSI-11/23s we can provide you with technical assistance to help you determine the products which best meet your application requirements. We utilize these products everyday in our own Commercial, Laboratory, Array Processor, and Image Processing Systems. Our application experience can help you avoid costly mistakes.

FULL MANUFACTURER'S WARRANTY.

When you purchase your LSI-11/2 and LSI-11/23 products from FIRST COMPUTER you receive the full manufacturer's Return to Factory warranty. All warranty claims will be handled by First Computer with courtesy & dispatch. FIRST COMPUTER stands behind each of the products we sell.

WE ARE A RECOGNIZED LEADER IN THE DISTRIBUTION OF LSI-11/2 AND LSI-11/23 PRODUCTS.

No wonder so many people are turning to FIRST COMPUTER to provide them with their Microcomputer requirements. You owe it to yourself to investigate what FIRST COMPUTER can do for you! We stand ready to serve you. You can bark on us.

Circle 15 on reader service card




TM

TWX NUMBER 910-651-1916

computer corporation

corporate square / 825 north cass avenue / westmont, illinois 60559 / (312) 920-1050



**Connect...
select...
detect.**

Save valuable time when testing.

CONNECTION MADE SIMPLE. Intra-Connector allows immediate access to those lines previously inaccessible. External pin contacts can be probed individually or connected to another cable assembly.

SELECTION MADE SIMPLE. Intra-Switch permits opening and closing of lines individually or in any grouping required for diagnostic or quality

testing. Easy operation with just a nudge of a pencil or probe

Both the Intra-Connector and Intra-Switch mate with standard .10" x .10" dual-row connectors. They are available in 20, 26, 34, 40 and 50 contact models. Call (TOLL FREE) 800-321-9668 for the name of your local AP Distributor, he'll be glad to introduce you to these two products.



A P PRODUCTS INCORPORATED

1359 W. Jackson St., Painesville, Ohio 44077 Tel. 216/354-2101 TWX: 810-425-2250

Circle 16 on reader service card

The end is near.

See page 243

16 Circle 257 on reader service card

People

appeared to handle the I/O-intensive processing interface between user terminals and the control processor, and now a hardware/software back-end processor has appeared to handle the data base (see p. 220).

"The point is, our back-end processor can bypass the computer altogether and communicate directly with intelligent terminals," Britton adds. "In most business applications, that is all that is needed, but the implications are more general. It means that, in a general data-processing system with both I/O and number-crunching routines, the task goes to the unit that can perform it best. The current general-purpose CPU then becomes, in effect, a peripheral that is kept on the line to perform the number crunching."

The intrafacility network schemes that will be introduced this year will only emphasize the connection of back-end processors to terminals. "After all, electronic mail is simply data base plus terminal," he adds.

Further boosting the back-end processor is the combination of the relational data bases that have been developed by the universities and the hardware components that have been developed by industry. The relational data base, Britton claims, allows the back-end processor to perform more tasks and to communicate with the central processor at a simpler, higher level.

Relational data bases have emerged from their earlier poor showings, in which they had run two to five times slower than hierarchical data bases, because, he notes, "universities were running their relational data-base models on the equipment they had—general-purpose computers whose operating systems were not compatible with the relational data base."

The result was that the data base was used inefficiently, with 25% to 30% needed to support the rest of the data base. "The key was to put that relational data base on a hardware/software-optimized processor operating at disk transfer speeds," he says. "That allows us to do efficient parallel processing and pipelining inside the back-end processor." □

The first LED pushbutton that's as bright as an incandescent, but doesn't burn out like one.



Our AML pushbuttons, indicators, paddles and rockers have a new light source. A unique, dual chip LED.

Like other LED's, this one will last a long time (its half-life is 100,000 hours or more). It resists shock and vibration. It uses only half the current of an incandescent. It will save you money on repairs. And comes in red, yellow and green.

But unlike all other LED's, this one is very bright. The kind of brightness you'd expect from an incandescent.

And a special adapter makes it as easy to install as a standard T1 $\frac{3}{4}$ wedge base.

In addition to this one very 'bright' idea, we've made some other additions to the Advanced Manual Line. Like a keylock switch, a protective panel seal, and a switch guard.

Not to mention a new solid state LED annunciator, with more room for legends.

For details about these and other bright ideas for control panels, and the locations of our sales offices and distributors around the world, write MICRO SWITCH, Freeport, Illinois 61032. Or call 815-235-6600.



MICRO SWITCH
a Honeywell Division



Two New Winners

Take the lead with Intel's two new 4-bit wide fast static RAMs, our 45ns 2149H and our 55ns 2148H. Either way, you win.

There's a fast new pace in wide-word memory, and Intel's two new 1Kx4-bit static RAMs are way out in front. Introducing the high speed, lower power 2148H and the fast chip select 2149H. They're both products of Intel's HMOS II technology and both are high performance descendants of our industry standard 4K x 1-bit 2147H. Best of all, Intel's track record in static RAMs assures you of the quality, reliability, economy and delivery you need for today's competitive system designs.

Fast break for wide-word designs

Designers of high performance writable control store, cache, buffer and bit slice processor memories will appreciate both these new 4-bit-wide devices. Intel's 2149H delivers the fastest response ever in a TTL-compatible 1K x 4 — 45ns maximum access with 20ns chip select. It's the logical, high performance upgrade from 1K designs, deliver-

ing higher density, lower power and a lower parts count.

For power sensitive applications, use the 55ns 2148H. Like the 2147H, the 2148H provides automatic power down on chip deselection. With maximum power consumption as low as 125mA active/20mA standby.

Both the 2148H and 2149H are 18-pin, 5-volt devices, so you're totally compatible with memories like our 1K x 4 industry standard 2114A and 2148 RAMs. Whichever of these new fast statics you choose, you're sure to improve performance: higher speeds, lower power, and simpler designs.

HMOS II for the competitive edge

For years, Intel's HMOS* technology has produced high performance, highly reliable 1K and 4K RAMs. Today, over 50 Intel® HMOS static RAMs give system designers the largest selection of microprocessor and main memory components in the industry. We've already delivered over 18 million of these producible, field-proven HMOS devices, including

2148H/2149H 1K x 4 STATIC RAMs

Part Number	Address Access Time (tAA)	Chip Select Access Time (tACS)	Current Active/Stby
2149H-2	45ns	20ns	180mA
2149H-3	55ns	25ns	180mA
2149HL-3	55ns	25ns	125mA
2149H	70ns	30ns	180mA
2149HL	70ns	30ns	125mA
2148H-3	55ns	55ns	180mA/30mA
2148HL-3	55ns	55ns	125mA/20mA
2148H	70ns	70ns	180mA/30mA
2148HL	70ns	70ns	125mA/20mA

our industry standard microprocessor, the 8086. Now HMOS II* has arrived, delivering even higher performance, and reliability statistics just as impressive as HMOS.

Pull ahead today

Intel's new 2148H and 2149H are in volume production and on distributor shelves today. So are data sheets and our new HMOS II Reliability Report, #RR26. To get a head start on your competition, contact your local Intel sales office or distributor. Or write Intel Corporation, 3065 Bowers Avenue, Santa Clara, CA 95051. Or call (408) 987-8080.


intel® delivers.

Europe: Intel International, Brussels, Belgium.
Japan: Intel Japan, Tokyo. United States and Canadian distributors: Alliance, Almac/Strom, Arrow Electronics, Avnet Electronics, Component Specialties, Hamilton/Avnet, Hamilton/Electro Sales, Harvey, Industrial Components, Pioneer, L.A. Varah, Wyle Distribution Group, Zentronics.

*HMOS and HMOS II are patented processes of Intel Corporation.

Tektronix announces the

PLUG-INSM



next generation of scopes. The 7854.

Now Tektronix offers a new measurement tool for those who depend on oscilloscope measurements — the 7854. It is designed to improve measurement quality yet simplify measurements. Look at these features to see how you can put its measuring power to work for you.

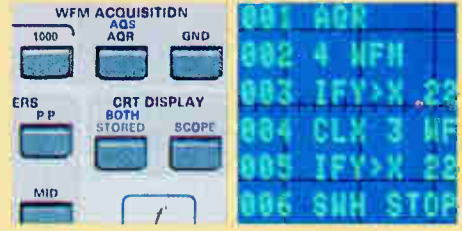
Digital storage.

Digital storage lets you view the same node twice or compare waveforms without bothering with waveform photography or having to move probes and repeat control adjustments. Digital storage improves measurement quality, since resolution is increased to .01 division. Averaging improves measurement accuracy on signals buried in noise. With digital storage, you've got an open door to fast waveform processing and more repeatable measurements.

Waveform processing.

At the touch of a button, waveform processing gives you solutions for common waveform measurements like rise time, period, frequency, RMS, energy, mean, max, and mid. Also, cursors aid in delta time and delta voltage measurements.

Within seconds, you can obtain repeatable answers like rise time without having to adjust position controls or determine the number of divisions between points.



Keystroke programming.

Like a handheld programmable calculator, the 7854 offers keystroke functions for storing, organizing, and reducing data. You can program the scope to acquire and monitor data without an operator's presence. You can even tailor make special functions to avoid manually repeating a series of keystrokes.

GPIB.

The 7854's GPIB interface provides access to processing in external controllers like the Tek 4050 Series. GPIB also allows mass storage and coordination with other instruments.

Part of the Plug-In Family.

The 7854 is the newest member of Tektronix' well-respected 7000-Series family of high performance scopes. Featuring a real time bandwidth of 400 MHz, it's compatible with 7000-Series plug-in units including differential amplifiers, samplers, DVM's, counter/timers, logic and spectrum analyzers, TDR's, and others.

Put the 7854's processing power to work for you. For more information on this new generation of oscilloscope from Tektronix fill out the coupon below or call your Tek Sales Engineer.

For the address of your nearest Tektronix Field Office, contact:

<p>U.S.A. Tektronix, Inc. P.O. Box 1700 Beaverton, OR 97075 Phone: 503/644-0161 Telex: 910-467-8708 Cable: TEKTRONIX</p>	<p>Africa, Europe Middle East Tektronix Int'l, Inc. European Marketing Center Postbox 827 1180 AV Amstelveen The Netherlands Telex: 18312</p>	<p>Asia, Australia, Canada, Central & South America, Japan Tektronix, Inc. America's/Pacific P.O. Box 500 Beaverton, OR 97077 Telex: 910-467-8708 Cable: TEKTRONIX</p>
---------------------------------------------------------------------------------------------------------------------------------------------------------	----------------------------------------------------------------------------------------------------------------------------------------------------------------------------------	---------------------------------------------------------------------------------------------------------------------------------------------------------------------------------------------------------------



**Solutions
at the touch
of a button.**

Yes, I'm interested in the new 7854.

Name _____
 Company's name _____
 Title _____
 Address _____

 Phone (_____) _____ ext _____



- I'd like information on GPIB systems applications
- Please send me additional information
- Please contact me for a demonstration

The 7854 Oscilloscope brochure and accompanying specifications folder provide full details on this new instrument.

HP announces a way to accelerate microcomputer development...




HP—When you depend on logic.

and put the brakes on development costs.

The new HP 64000 Logic Development System helps you speed microcomputer development and cut costs several ways. First, it uses a universal, rather than a dedicated, approach to microcomputer development. So you can use the HP 64000 to develop an 8080-based system today, and then a 6800-based system tomorrow. Or you can use it for different types of microprocessors in the same product, without paying the price of separate development systems for each. What's more, HP's powerful 64000 architecture is independent of processor type, bus-width or speed. So you'll be able to use this same basic system with future developments such as 16- and 32-bit processors.

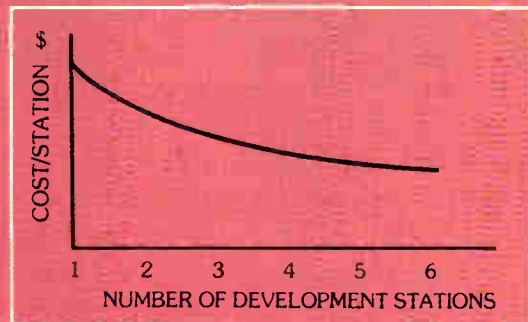
Teamwork means faster system development. Second, the HP 64000 can help shorten development schedules through efficient teamwork. HP's shared peripherals approach means that a number of operators share a common disc. This common data base serves up to six development stations. A powerful file manager encourages teamwork. Each user can work with his own copies of files, while a master set is maintained separately. Now, several programmers can work at the same time. Or designers can perform emulation, while programmers debug software.

The disc's high speed means each user is independent of, and essentially transparent to, every other. And all users have immediate access to the latest software for more efficient operation.



This HP approach is superior to a single-station, dedicated system for two other important reasons: With today's growing emphasis on microprocessor-based

products, it's unlikely that any single system will provide the flexibility and growth path you'll need in future years. What's more, the 64000 offers significant savings when multiple development stations are contemplated (see chart below), and provides a practical way for you to obtain high-performance peripherals.



An accelerated path to market.

Third, because the HP 64000 has a powerful user-oriented display editor, rather than a teletype editor, it becomes a user-oriented system that speeds editing and debugging. Its advanced real-time emulation shows you precisely how your system will perform at speed, to help eliminate potential production problems and product entry delays.

In short, the HP 64000 (\$18,500* for a minimum operating system) provides a way for you to optimize the efficiency of your development team, plan for the future, and expand development capabilities. Because the system is backed by Hewlett-Packard, you also enjoy the benefit of on-site service during the initial 90-day warranty period. Then, if you wish, you can get a complete HP service contract tailored to your needs that can also include on-site service.

To get complete details, write to Hewlett-Packard, 1507 Page Mill Road, Palo Alto, CA 94304. Or call the HP regional office nearest you: East (201) 265-5000, West (213) 970-7500, Midwest (312) 255-9800, South (404) 955-1500, Canada (416) 678-9430.

*Domestic U.S.A. price only



**HEWLETT
PACKARD**

081/6

Circle 23 on reader service card

It's time to recognize when less is more

At least a dozen studies—and they are just the top of the pile—show strikingly that when it comes to innovation and job creation, bigger companies are not necessarily better.

More than almost any other thing today, the U. S. needs new products, new jobs, new exports. And if those studies prove anything, it is that small business and new starts are far more efficient as innovators and as creators of jobs than the large companies that Americans have always been taught to believe are superior.

Item: A Canadian study shows that businesses with 20 or fewer employees created 72% of all new Canadian jobs between 1969 and 1977; meanwhile, companies with more than 20 employees were losing 124,000 jobs.

Item: An MIT Development Foundation study shows that innovative firms paid 34% more taxes than the mature firms, \$2.3 billion to \$1.5 billion during the 1969–74 period.

Though no one is about to call for the Government to break up GE or any other industrial giant—after all, the antitrust suit against IBM was filed on the final day of Lyndon Johnson's presidency and might still be in the courts when our grandchildren are fretting about their income taxes—but perhaps it is time to pay more attention to smallness. Perhaps it is time, given the state of the economy, to generate a more congenial climate for those proven innovators and job creators: new starts and small businesses.

Things are not rosy for today's entrepreneurs. Prime interest rates are in the 20% range, as

is inflation. And many high-technology businesses—like the semiconductor industry—are becoming increasingly capital-intensive. Meanwhile, private venture capitalists seem to want a larger share of returns than in the heady days before the tax changes.

What's needed is less expensive money with which to encourage and support new ventures. The financial community is already considering lower interest rates on loans to smaller businesses. It might be time to apply the principle of the variable-rate mortgage to small-business loans as well.

Perhaps some form of long-term tax deferral like the systems operating in Puerto Rico and Ireland could be applied to American companies below a certain size. Those inducements have been very successful for the Irish and the Puerto Ricans, and the U. S. could profit by emulating them.

Obviously, it is not time to dismantle large firms; many industries profit from economies of scale. And small companies have a habit of growing, with the best-managed ones growing large indeed—the ultimate return on investment for the entrepreneur. Removing it would remove a key incentive to starting new companies.

But it is clear that small business is not being encouraged in proportion to its contribution to society and the economy. The facts are in hand; it is time for Washington, state capitals, and the financial community to do some creative thinking.

NEW STARS IN THE EXPANDING HEXFET™ UNIVERSE!

Revolutionary
HEXFET technology
now in medium
power MOSFETs.

Off-the-shelf
delivery at down-
to-earth prices!

The ratings of six smaller but
no less brighter new stars in the
ever-expanding HEXFET line are
highlighted in the table below.

This advanced set of medium power
transistors features a new die size
created to provide HEXFET technology
and the established MOSFET design
advantages of voltage control, ease
of paralleling, freedom from second
breakdown and ultra-fast switching
at record low costs.

For example, the 1000 piece price
for the 100V IRF520 is only \$5.95,
and the 400V IRF720 is just \$6.30.
At such low prices, chances are these
new TO-3 or TO-220AB HEXFETs
can make MOSFET advantages
affordable for your application.

We're not a bit starry-eyed about
delivery. All HEXFETs listed in the
table are available NOW . . . from us
or from in-depth stock of an IR
Distributor near you.

Contact us, an IR Sales Office or
Rep for Tech Data, today. HEXFETs
will do a stellar job for you tomorrow!

VOLTAGE RATING	TO-3 PACKAGE			TO-220 PACKAGE	
100	IRF120 7 Amps	IRF130 12 Amps	IRF150 28 Amps	IRF520 6 Amps	IRF530 10 Amps
200	IRF220 4 Amps	IRF230 7 Amps		IRF620 3.5 Amps	IRF630 6 Amps
400	IRF320 2.5 Amps	IRF330 4 Amps	IRF350 11 Amps	IRF720 2 Amps	IRF730 3.5 Amps
500		IRF430 3.5 Amps			IRF830 3 Amps

INTERNATIONAL RECTIFIER

WORLD HEADQUARTERS: 233 KANSAS ST., EL SEGUNDO, CA 90245, U.S.A. PHONE: (213) 772-2000 TELEX: 66-4464

EUROPEAN HEADQUARTERS: HURST GREEN, OXTED, SURREY, ENGLAND. PHONE: 8833-3215. TELEX: 95219

Manufacturing Subsidiaries, Sales Offices, Representatives, Agents and Distributors Throughout the World.



Circle 25 on reader service card

Needed: a plan for educating engineers

by Ray Stata, *president and chairman, Analog Devices Inc., Norwood, Mass.*

If high-technology manufacturing is to take on major significance in the American economy, we will need to focus our attention on a resource problem that has never been encountered in industrial history. We'll need human resources—people with specialized levels of education and training, and in numbers that have never previously been required.

Any expanding industry requires people, but high-technology industry requires people with a high concentration of technical education and training. They don't exist to the extent needed for today's expansion, and we don't have anywhere near the educational resources necessary to create sufficient engineers for tomorrow's needs.

The electronics industries, one segment of high technology, have been growing at about a 17% annual rate for the last 10 years. In contrast, the number of electrical engineering degrees awarded annually has remained essentially constant over this period. Although engineering enrollments have picked up sharply in the last three or four years, the growth of demand continues to outstrip the growth of the supply.

In the past, cutbacks in Government spending have turned engineers into cab drivers and real estate brokers. The recession of 1974-75 also put engineers out of work and doubtless dissuaded many high school seniors from pursuing technological careers. Unfortunately, these painful disturbances in engineering employment in the past have led many to dismiss the seriousness of today's shortage as a temporary phenomenon. Concern over a future shortage sounds like another hysterical here-we-go-again doom-and-gloom reaction. Expand our college engineering resources, so the skeptic's argument goes, and the next Government cutback will create a new crop of hotdog vendors with Ph.D. degrees. But that scenario is no longer the case.

Back in 1968, the electronics industries did roughly \$25 billion in business, much of it Government-funded. At the time, space and defense systems were a big employer of engineers and a dominant consumer of electronics. Ten years later, the electronics industries did \$125 billion in business, with only a small proportion funded by the Government. Accordingly, even though military spending is sharply on

the rise, cutbacks in Government procurement, should they occur again, will have a proportionately decreasing impact on electronics employment in the years ahead.

In short, the conventional arguments against expanding engineering faculties at our colleges and universities no longer make sense. The sheer size of the high-technology industry has changed the picture dramatically, even though historical fears of Government-created cutbacks remain.

Even if the urgency of the problem is generally accepted, it will be no simple matter to turn the human resources situation around. No doubt, universities will resist the upheavals that a redirected emphasis on technological education will create. In many areas of the country, colleges continue to produce school teachers even though jobs exist for only a small fraction of the graduates. What member of a teachers' school faculty will support expansion of the engineering department when doing so entails potential loss of prestige, a job, or both? For that matter, American universities annually graduate twice as many lawyers as engineers—some 15,000 engineers, compared with 30,000 lawyers. Once again, reallocation of finite educational resources is likely to entail severe resistance from the law faculty.

Significantly, Japan, whose high-technology industry is now challenging American companies, produces 40% more electrical engineers annually than the United States despite having half our population. Moreover, Japan gets by with a nationwide total of 15,000 lawyers, according to a recent estimate, whereas the U. S. finds employment for some 300,000.

Given Japan's penchant for innovation rather than litigation, one can imagine what advice the Japanese would offer our own Government on dealing with IBM's computer dominance. In all likelihood, instead of generating more lawyers to support the Justice Department's effort to break up IBM, the Japanese would generate more engineers. The natural process of competition, rather than antitrust litigation, would then determine IBM's market share.

Electronics will periodically invite the expression of outside views on issues of importance to the electronics industries.

THE ONLY PROGRAMMABLE FUNCTION GENERATOR THAT REALLY LEARNS

We call it The Teacher's Pet.

Intelligence... it distinguishes Krohn-Hite's new Model 5900 micro-processor-based programmable function generator from the other instruments in its class — that's why we call it The Teacher's Pet.

The Auto-programmer and Storage Registers give the 5900 autonomy. With or without a system controller, it can learn and execute entire routines (over 300 program steps), freeing your controller for other ATE tasks. Nine Storage Registers hold generator parameters, and a key-stroke command, or an order from the system controller, retrieves the information rapidly.

The Teacher's Pet earns a gold star in arithmetic and in auto increment and decrement functions. It provides precise linear sweeps over a 10,000:1 range, log sweeps over the entire instrument range, and nested loops which can intermix log and lin-


ear sweeps; it can operate on frequency, period, pulse widths, duty cycle, amplitude, DC offset, and burst cycle count. Over the frequency range of 100 μ Hz to 5MHz, the 5900 produces sine, square, triangle, pulse, and sawtooth waveforms. Modes include continuous, gated, triggered, digital lin/log sweep, and triggered burst.

You be the teacher. Call 617-580-1660 for a free demonstration of the 5900. Try your program on the 5900 and experience the only function generator that REALLY LEARNS. You'll agree The Teacher's Pet is the smartest one on the GPIB bus.

Krohn-Hite...Benchmark of Value in Programmable Function Generators

KROHN-HITE CORPORATION

Avon Industrial Park, Avon, MA 02322
(617) 580-1660 TWX 710 345 0831



© Krohn-Hite Corp. 1980

Circle 27 on reader service card

AL, Huntsville (205)534-9771; AZ, Phoenix (602)279-1531; CA, Inglewood (213)674-6850, San Jose (408)292-3220; CO, Denver (303)773-1218; CT, Canton Center (203)693-0719; FL, Orlando (305)859-7450, Sunrise (305)742-2115; GA, Atlanta (404)455-1206; HI, Honolulu (808)941-1574; IL, Chicago (312)283-0713; IN, Carmel (317)844-0114; KS, Overland Park (913)649-8996; LA, Gretna (504)367-3975; MD, Towson (301)321-1411; MA, Chelmsford (617)258-9061; MI, Detroit (313)961-3042; MN, Minneapolis (612)835-4818; MO, St. Louis (314)569-1406; NM, Albuquerque (505)255-2330; NJ, Cherry Hill (609)482-0059, Englewood (201)871-3916; NY, Rochester (716)473-5720, Saratoga Springs (518)584-6519, Syracuse (315)437-6666; NC, Burlington (919)227-3639; OH, Chesterland (216)729-2222, Dayton (513)294-2476; OK, Jenks (918)299-2636; OR, Portland (503)297-2248; PA, Pittsburgh (412)261-2604; SC, Greenville (803)271-8543; TX, Dallas (214)661-0400, Houston (713)688-1431; UT, Salt Lake City (801)466-8729; VA, Falls Church (703)573-8787; WA, Bellevue (206)454-3400; WI, Milwaukee (414)545-8400; CANADA, Montreal, Quebec (514)744-5829, Ottawa, Ontario (613)725-1931, Toronto, Ontario (416)625-0600, Calgary, Alberta (403)276-7587.

Lower your cost of testing.

Get your hands on Fluke's new Instrument

You're looking at a new breed of controller. It's not a calculator adapted for control. It's a powerful instrument dedicated to controlling test and measurement systems. We've engineered the 1720A to trim the fat out of automated testing costs by making operation simple and programming a breeze.

The hands-on demo takes on a whole new meaning.

When you get your hands on the 1720A, you'll understand why this controller is so exciting. After programming the 1720A, just unplug the keyboard and interact directly with the touch-sensitive display. Without knowledge of computer languages or

programming, technicians can operate a complex system of instrumentation with just a touch.

Power to the programmer.

The 1720A offers the best of two worlds: simplicity for the operator, sophistication for the programmer.

When you plug the standard ASCII keyboard into the 1720A,



Controller at our seminar - and find out how.

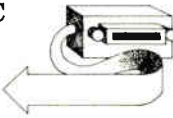
you take control of its powerful BASIC software. You determine what an operator sees and how it's presented. It's like sitting at the operator's elbow guiding him through each test procedure.

One-source system building.

With the introduction of the 1720A, you can now build your measurement system with Fluke

precision throughout. Rack up a 1720A with Fluke DMM's, signal generators, counters, calibrators, data loggers, scanners and printers. Four independent interface ports — two each for **IEEE-488** and RS-232-C make configuration simple. And programming the system is just as easy with:

- Three memory devices — 60K byte main memory, 175K byte floppy disk and two optional 128K byte high-speed electronic disks (**E-Disk™**)
- Enhanced BASIC language with IEEE commands — for easy systems programming
- Virtual arrays — enlarges effective read/write memory capacity



Why a seminar?

What better way to show you how the controller can save you money than to let you talk to our expert team of system specialists. Each is a computer systems



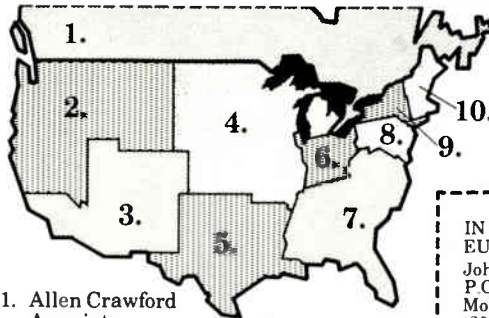

engineer extensively trained on the 1720A.

They'll put the controller through its paces in a realistic demonstration with a system of test instruments.

Call your system specialist.

Or fill in the coupon below and a specialist will contact you with complete details on time and location. If you prefer, use our toll free number — **800-426-0361** and we'll assist you.

Take a couple of hours out of your busy schedule this Spring and get your hands on the 1720A Instrument Controller. It could save you thousands by Summer.



1. Allen Crawford Associates (416) 678-1500
2. Lorin Koch (408) 727-0513
3. Bob O'Connell (213) 538-3900
4. Stan Strong (612) 432-9400
5. Cody Crider (214) 233-9990
6. Gerry Lahmann (513) 233-2238

7. John Churchill (617) 890-1600
8. Bob Milne (21) 262-9550
9. Dave Flohr (301) 770-1570
10. Jeff Hassell (305) 896-4881

IN EUROPE:

Harry Bär
(013) 673-973

OTHER COUNTRIES:

Chris Horne
(206) 774-2398



Fast-Response Coupon

IN THE U.S. AND NON-EUROPEAN COUNTRIES:

John Fluke Mfg. Co., Inc.
P.O. Box 43210 MS #2B
Mountlake Terrace, WA 98043
(206) 774-2481, Telex: 152662

IN EUROPE:

Fluke (Holland) B.V.
P.O. Box 5053, 5004 EB
Tilburg, The Netherlands
(013) 673 973, Telex: 52237

Sign me up!

Specialist preferred: _____

Week preferred: _____

Test application: _____

Send 1720A Literature.

Send info on other Fluke IEEE products.

Name _____

Title _____

Mail Stop _____

Company _____

Address _____

City _____

State _____


Zip _____

Telephone () _____

Ext. _____

For Technical Data Circle No. 29

E2 4/80

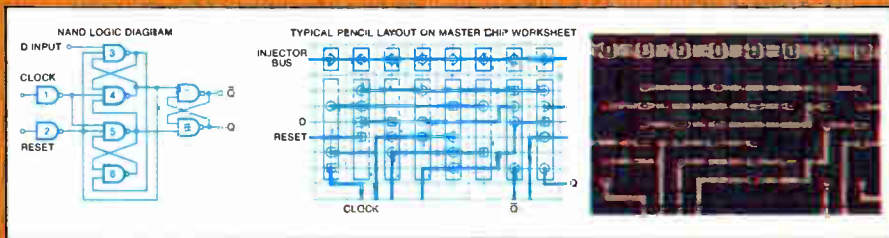


In a few short weeks Exar can into an I²L custom

Semi-custom—a fast, easy, reliable and inexpensive way to transform your digital or combined linear/digital designs into reality.

Exar's standardized semi-custom digital circuits combine high density I²L logic arrays and bipolar transistors on the same partially fabricated chip. You interconnect the gates and bipolar I/O interfaces. The end result: a customized digital circuit produced at a fraction of the cost of a full custom circuit, and in far less time.

These semi-custom I²L circuits perform exactly



Easy 3-stage design. Logic diagram to worksheet layout to finished chip.


the same as bipolar LSI chips. Plus, I²L technology gives you high functional density and easy interconnection. Bipolar compatibility lets you interface with existing TTL and MOS logic families or retrofit into existing systems. A computer-generated three mask customizing technique eliminates mask

errors. And it packs more circuitry onto each chip.

Exar's alternative source agreements with other IC manufacturers let you specify and order custom circuits with confidence.

Go to full custom later.

As your product matures and your need for



transform your inspirations digital circuit.

circuits increases, Exar can convert your semi-custom chip to a full-custom IC, reducing chip size, saving money, and often providing added performance benefits.

Design kits make it easy to get started.

Exar's digital kits include circuit components

for breadboarding, comprehensive design manual and layout worksheets corresponding to Exar's master chips.

Exar also has six bipolar semi-custom linear chips.

All provide a wide variety of NPN and PNP transistors, Schottky diodes,

various resistors and ample bonding pads. These chips are direct replacements for other master chips.



Learn the economics and advantages of semi-custom.

For a copy of our 40-page data book, "Semi-Custom IC Design Programs," and our product guide, write on company letterhead to Exar, 750 Palomar Ave., Sunnyvale, CA 94086 or phone (408) 732-7970.

CHIP TYPE	I ^L GATES	SCHOTTKY BIPOLAR I/O INTERFACES	AVAILABLE BONDING PADS	LINEAR COMPONENTS
XR-200	192	24	30	NO
XR-300	288	28	34	NO
XR-400	256	18	40	YES
XR-500	520	40	42	NO

Choose from four chips.



Circle 31 on reader service card

Think Twice

Intel's new 8272 controller for double density floppy disks lets you command shorter design times.

Why have second thoughts about designing a double density floppy disk drive into your system, when Intel's 8272 is available now. With a powerful command set, microprocessor compatibility, Intel's HMOS* technology and the ability to reduce CPU overhead, our controller for IBM compatible single or double density floppy disks is the logical choice for system designers.

Now, you don't have to spend months building and programming an entire board of interface logic to control one, two, three or four double density floppy disk drives. Just incorporate Intel's new 8272 controller into your design to save time and space. Our double density floppy disk controller does more than reduce your parts count 50 to 1. It gives you enough flexibility to shorten your design cycle. And Intel's 8272 offers you the freedom of designing in the 5-volt world.

Freedom for the CPU.

Our new 8272 double density floppy and mini-floppy disk controller is the right solution for systems designers. It saves time, reduces power dissipation and slices the high cost of burdening an 8-bit or a 16-bit CPU with floppy disk control functions. A powerful instruction set built into Intel's new 8272 controller will reduce your programming efforts up to 50%. Less code is required, so you spend less time and use less memory.


Intel's 8272 solution also tackles the problem of CPU overhead and software intervention. Our double density floppy disk controller has the capability of scanning a single sector or an entire track's worth of data fields. Data on the floppy disk gets compared byte-by-byte with data in your system memory. And, since a single command locates and

compares the data, no additional software is necessary.

Faster data access.

Our new 8272 controller does more than drive up to four floppy disks simultaneously. It handles parallel seek on up to four disks for faster data access.

With multi-sector and multi-track transfer capabilities, the CPU is freed from time-consuming I/O commands. Our new double density floppy disk controller removes the limitations of reading



or writing only the number of characters a physical sector allows. The 8272 automatically transfers data across the disk's consecutive sectors... and, as a result, the CPU isn't forced to wait until the next sector is positioned. With Intel's new 8272, you not only free the CPU, you get the assurance of higher system performance.

Easy microprocessor compatibility.

Intel delivers the new 8272 double density floppy disk controller into the 5-volt world. That makes our controller an easy, compatible interface with Intel's family of microprocessors like our 8086, 8088 and 8085.

As part of the Intel peripheral family, the new 8272 complements our other dedicated LSI performers. For example, you can team our 8272 with an 8237 DMA controller for the most bus-efficient solution to double density floppy disk control. And like our other family members, the 8272 offers systems designers highly reliable performance... plus the support of field personnel and complete documentation.

Intel's new 8272, here today.

Now, you don't have to think twice about designing a double density floppy disk controller into your system. With Intel's 8272, you won't have to settle for fewer features or a long design cycle, either. Why wait. Already second sourced, our 8272 is on your distributor's shelves today.

For more detailed information, contact your local Intel sales office or write: Intel Corporation, 3065 Bowers Avenue, Santa Clara, CA 95051.

*HMOS is a patented Intel process.

intel® delivers solutions.

Europe: Intel International, Brussels, Belgium.
Japan: Intel Japan, Tokyo. United States and Canadian distributors: Alliance, Almac/Stroum, Arrow Electronics, Avnet Electronics, Component Specialties, Hamilton/Avnet, Hamilton/Electro Sales, Harvey, Industrial Components, Pioneer, L.A. Varah, Wyle Distribution Group, Zentronics.

Data General's 32-bit machine is a multiprocessor

To be unveiled April 29, Data General Corp.'s long-awaited 32-bit computer—called Eagle—uses multiple processors and buses, plus dual caches, to run programs as large as 512 megabytes at high speed in multiuser configurations of up to 128 terminals. Truly a large machine, the Westboro, Mass., firm's **system operates within a logical address space exceeding 4 gigabytes**. In program capacity, by comparison, IBM Corp.'s 4341 can manage only 16 megabytes of memory and Digital Equipment Corp.'s VAX-11/780 only 32. The central processor is a 32-bit "hardware superset" of Data General's Eclipse, but almost all housekeeping tasks are off-loaded to three other processors.

Nine separate buses tie Eagle's architecture together for data transfer rates as high as 36.4 megabytes per second; the input/output transfer rate is 18.2 megabytes/s. Although compatible with the 16-bit software developed for earlier Data General computers, the new machine has a 32-bit instruction set with more than 400 operands and will be available with ANSI-standard 32-bit Fortran 77, PL/1, and Basic. Eagle's operating system allows 16- and 32-bit instructions to intermingle in the same program without mode-bit overhead. First shipments are scheduled for August or September.

Monolithic optical ICs promise 2 to 4 times faster conversion

Optical analog-to-digital converters two to four times faster than silicon designs are under development at the Massachusetts Institute of Technology's Lincoln Laboratory in Lexington, Mass. Staff member Frederick J. Leonberger and his colleagues have designed 2-, 4-, and 6-bit parallel-output, gray-code converters **that could reach speeds of 2 billion conversions per second**. The mostly monolithic designs include a number of parallel laser interferometers—one per bit—laid down on an electro-optic substrate, a pulsed, mode-locked laser diode, avalanche photodiode detectors, and emitter-coupled logic comparators. Optical phase shift, caused as a sampled voltage is applied to electrodes in one leg of an interferometer, would cancel or reinforce light coming through the other leg, yielding a binary optical output.

First Inmos device, 16-K static RAM, to be ready soon

Inmos Ltd. has completed the layout phase of its first product, a high-speed 16-K static random-access memory—the INS1400—and samples of the device will be ready shortly. The roughly 30,000-mil² chip will combine static and dynamic circuit expertise for improved performance. **Its 45-ns access time, to be improved with future scaling, is going after that of Intel's forthcoming 2167**; in fact, the two will be pin-compatible.

In addition to the new static memory, a 64-K dynamic RAM, and an advanced microprocessor, the Colorado Springs, Colo., company—majority-owned by the British government—now plans a 64-K electrically erasable programmable read-only memory.

Raytheon to unveil multipurpose PTS-2000 intelligent terminals

Raytheon Data Systems Co. of Norwood, Mass., is about to unveil its new PTS-2000 family of terminal systems. The line will encompass word, distributed, and network processing for jobs ranging from simple credit verification to interactive operations like handling orders. Raytheon claims that the PTS-2000 family will be "more expandable and cost less than any other competitive family of intelligent terminals." **It will eventually replace Raytheon's PTS-1200 programmable terminal line**. First in the

Electronics newsletter

new family will be the PTS-200, replacing Raytheon's mainstay terminal, the PTS-100, with "more capability at a lower price." It is ready for immediate delivery.

TI forecasts 20% growth in '80 for world markets

Taking a rosy view of the future, Texas Instruments Inc. has raised its forecast of the growth for the world's semiconductor markets in 1980 to 20%. Last year, it had pegged the number at 14%. The prediction, for total sales of \$12.5 billion this year against \$10.4 billion last year, came at the Dallas company's annual meeting and was delivered by president J. Fred Bucy. **He added that the total would increase an average of 17% annually to reach \$45 billion in the late 1980s.** As for TI itself, the company grossed \$956.4 million in the first quarter, up 33% from last year's corresponding quarter. Net income was \$50.3 million, up 32%. Also it has raised its long-term growth goal to \$15 billion for the late 1980s from \$10 billion.

Memory tester sports 250-ps edge placement

Teradyne Inc.'s Semiconductor Test division in Woodland Hills, Calif., is about to take the wraps off its memory tester with edge-placement accuracy of 250 ps. Tailored for current and future high-speed dynamic and static random-access memories and designated the J389, the RAM tester incorporates automatic edge lock, **a computer-controlled method of compensating for edge-timing errors** through the use of time-domain reflectometry edge techniques. To be unveiled at next month's Semicon West in San Mateo, Calif., the J389 features Pascal-T, a high-level language with Teradyne-derived testing statements designed to minimize program-generation time by as much as 50%.

Control Data enters 8-inch disk race

Control Data Corp., the Minneapolis manufacturer of disk drives for original-equipment manufacturers, will unveil its long-awaited LARK 8-in. disk entry in time for next month's National Computer Conference. Unlike the spate of entries at last year's NCC, CDC's combines 8 megabytes of fixed disks with 8 megabytes of removable ones using a novel head technology that allows lightly loaded read/write heads to be retracted from the disks. Interface-compatible with its popular storage module drive, the LARK will reportedly be available for evaluation by November.

Addenda

To complement its *de facto* standard CP/I operating system for microcomputers and its MP/M multiterminal operating systems, Digital Research Inc. of Pacific Grove, Calif., **will introduce its network operating system, CP/Net,** at next month's National Computer Conference in Anaheim, Calif. . . . Look for Threshold Technology Inc., Delran, N. J., to offer within the next few months **a voice-recognition chip set consisting of three or four integrated circuits that can handle 20 words for under \$20.** A 50-word module for industrial users will cost under \$1,000. . . . To help original-equipment makers use its Naked Mini line of minicomputers, Computer Automation Inc. of Irvine, Calif., will introduce next month **a development system based on a top-of-the-line mini that it will unveil** at the same time. . . . Texas Instruments Inc. of Dallas is negotiating with Oki Electric Industry Co. of Tokyo for the purchase of **large quantities of complementary-MOS large-scale ICs for calculators.**

ROMs. IF WE SAID MONDAY, YOU GET THEM MONDAY!

We take as much pride in our prompt, on-time N-channel ROM delivery as we take in our ROMs themselves. Our fast turnaround is made possible by semi-automated on-shore assembly and by our production "Contact Mask" bit pattern processing which allows your ROMs to be 75% com-


pleted before you even send us your ROM code.

We deliver 8K, 16K and 32K N-channel ROMs organized 1K, 2K and 4K \times 8. All are fully static and operate from a +5V supply guaranteed to a $\pm 10\%$ tolerance. And all provide full TTL compatibility and three-state outputs.

From the House of ROMs.
Electronic Arrays, 550 East Middlefield Road,
Mountain View, Ca 94043. (415) 964-4321;
Philadelphia (215) 643-1447; Chicago (312) 858-8508.

ELECTRONIC ARRAYS.

ROMs, ROMs, ROMs.



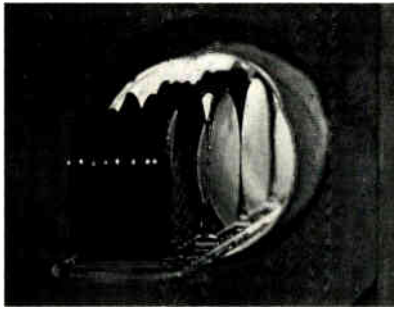
**Bipolar
is our business.**

**And our
future.**

MMI is committed to designing and delivering the bipolar product you want. In volume. On time.

Continued leadership in bipolar technology.

MMI has grown to become a \$65 million company by consistently designing and delivering state-of-the-art bipolar LSI products. And now we're growing faster than ever.



Our tradition of excellence began with the industry's first 1K PROM in 1971. This was followed by the first 2K, 4K and 8K bipolar PROMs, by the first fast 8x8 multiplier, and then the 15 MHz FIFO. Our latest innovation is PAL™ programmable array logic, the LSI circuit which allows you to program your own logic on a chip.

And we'll continue the tradition, working hard in the future to develop products which are denser, faster and more economical . . . the products you want!

Delivery that keeps pace with our designs.

MMI has made a commitment to deliver large volumes of bipolar products. We currently ship—and will continue to ship—more bipolar PROMs than anyone else in the world.

Our annual output has tripled during the last twelve months.

MMI was the first to install a 4-inch bipolar wafer fab line. And we will expand that line's capacity by another 80% before the end of 1980. At the same time, we have begun converting

our 3-inch line to 4 inches and will double its output by mid-1981. We have also broken ground on a new assembly facility and expect it to be operational by September of this year. Over the next few years we'll spend 15-20% of every sales dollar on facilities and equipment to assure you volume delivery of MMI's bipolar LSI.

Let us prove it.

Send for a specially prepared report which details MMI's engineering and production capability and outlines our extensive line of digital bipolar LSI products. Please address your requests to Applications Department, Monolithic Memories, Inc., 1165 E. Arques Ave., Sunnyvale, California 94086.

Monolithic Memories 

MAGNAVOX FAIRCHILD
 TEXAS INSTRUMENTS
 WESTINGHOUSE RCA
 MCDONNELL DOUGLAS
 GTE SYLVANIA SPERRY
 MOTOROLA HAMILTON
 STANDARD PERKINEL
 GENERA ELECT
 PRATT COLLIN
 GRUMM LOCK
 HONEY HUGH
 GENERA DYNAN



A few of our customers say Abbott MIL Spec power supplies are 99% perfect.

The others say only 98%. For almost fifteen years we have maintained a customer failure rate of 2% for our "C," "S" and "W" MIL Spec power supplies. That's tried and true proof of reliability... in the field.

Our Model "W" family of 400 Hz to DC power supplies is a standard throughout the world for critical military and aerospace applications. They're available with output voltages from 5 to

100 VDC, current levels from 0.3 to 20 amps.

Our "C" family of 28V DC to DC converters and our "S" family of 28V to 400 Hz inverters come in package sizes as small as 2 1/8" x 3 1/2" x 3 1/2", and meet the requirements of eleven separate MIL Specs.

For reliability, call Abbott. For delivery, call Abbott. For additional information, write or call Abbott.

See EEM or GOLD BOOK power supply sections.

Circle 38 on reader service card

abbott transistor
 MILITARY PRODUCTS DIVISION

Eastern Offices, 1224 Anderson Ave., Fort Lee, New Jersey 07024 (201) 224-6900 TELEX 13-5332
 Western Offices, 5200 West Jefferson Blvd., Los Angeles, CA 90016 (213) 936-8185 TELEX 69-1398

Custom ECL chips boost performance in smaller mainframes

by Anthony Durniak, Computers & Peripherals Editor

Special emitter-coupled logic is implemented in LSI; that, plus innovative packaging, shrinks CPU to a single board

High-performance emitter-coupled logic is coming down to small and medium-sized mainframe computers. The Sperry Univac division of Sperry Corp. is using custom ECL large-scale integrated circuits in its new system 80—and is using state-of-the-art packaging, to boot.

The largest mainframes have gone to ECL for its impressive performance, but the chips have been costly and demanded special cooling. The LSI chips mitigate both problems.

Four chips. The heart of the 32-bit system 80 is four custom ECL circuits, each operating on 8-bit slices of data. The major functions of the central processing unit are partitioned between these chips, with one—the address and data interface unit—performing both the basic arithmetic and logic and the memory interface functions.

Beside reflecting computer houses' interest in custom LSI for the design flexibility it offers, these chips also show the importance such systems-plus-chip developments place on joint ventures. These parts were jointly developed by Fairchild Camera and Instrument Corp. and Motorola Inc. and are now marketed by Fairchild as the F100220 family [*Electronics*, Aug. 2, 1979, p. 120].

For supporting circuitry for these custom chips, Sperry Univac is employing a pioneering packaging technique that lets it put 16 standard

ECL 10K family parts on a 16-layer ceramic carrier about 1 inch square. A recent analysis by Sperry Univac and Western Electric points to increasing use of this technique because of its ability to support LSI [*Electronics*, Jan. 17, 1980, p. 113]. The entire CPU fits on a 17-by-19-in. board just 3/4 in. high; the CPU of a comparable system 90/60 used 400 5-by-7-in. boards.

Other processors. Standard 2900 4-bit-slice processors are the basis of the disk channel controllers. Z80 microprocessors are employed in the work stations and communications controller, and other microproces-

sors are used to control other input/output devices.

Rather than just milk ECL's raw performance, considerable functions have been added in the system, says Jim Bloomquist, manager of the system 80's development. To increase reliability, for example, all data transfers within the computer are subject to parity error checking, and the memory has single-bit error correction and double-bit error detection. The new circuitry also gives the line lots of room to grow, since its performance is not fully taxed by the system 80.

To provide more powerful hard-

Faster. Sperry Univac uses custom large-scale integrated ECL chips in its new small mainframe with a central processing unit that fits onto a single board.



ware, the company also expanded its multitasking OS/3 operating system to support interactive operations with up to 39 local work stations and up to eight communications lines. Also, it can perform remote batch and remote job-entry communication and batch operations concurrently, the company says.

Replacement. Intended as the entry-level mainframe for the Blue Bell, Pa., division, the system 80 will replace its 90/25, 90/30, and 90/40 models, as well as its almost 16-year-old 9000 series. It will compete with IBM's popular System/3, System/38, and model 4331, as well as with machines such as Honeywell's level 62 and 64 processors, Burroughs B1800 and B1900, and the Hewlett-Packard HP3000 series, according to vice president of worldwide marketing H. Glen Haney.

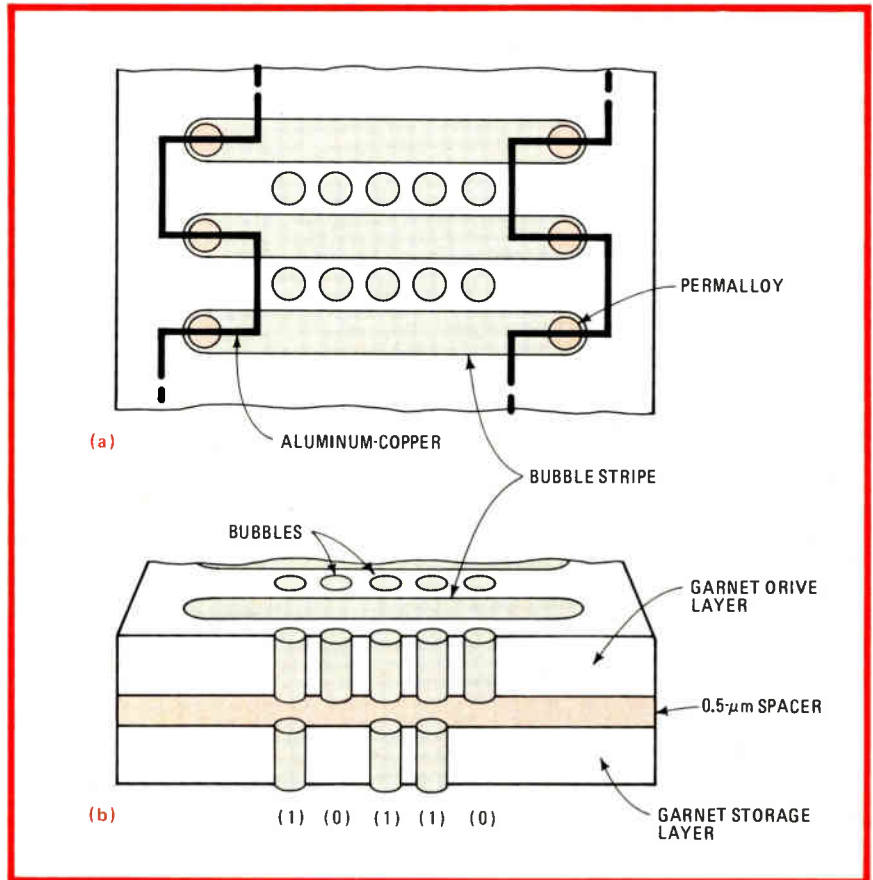
Available in two versions, the model 3 and the model 5, which offers 55% more power, the system 80 can handle from 262 kilobytes to 1 megabyte of main memory and eight 118-megabyte Winchester disk drives, as well as a variety of slower input/output devices such as diskette drives.

The CPU prices range from \$55,869 to \$94,647, the least expensive system it has ever offered in this performance range, Sperry Univac says. Systems prices with software range from about \$70,000 to over \$325,000. In comparison, IBM's 4331 CPU can be purchased for \$68,250 with a 0.5 megabyte of main memory and for \$76,100 with 1 megabyte.

Magnetics

Layered bubbles star at InterMag

Leading the list of advanced developments to be unveiled at this week's International Magnetics Conference in Boston is a novel memory technique with two layers of magnetic bubbles, one for storage and the other to move the bubbles in the first layer. But that is only one of some 275 papers on bubbles, tape and disk



Double bubbles. In a device co-designed by NASA and Sperry Univac, bubbles in an upper drive layer move bubbles representing digital information in a dense storage level beneath.

storage media, superconductivity, and other topics at InterMag.

The multilayered current-access bubble memory is being described in a paper co-written by researchers for the National Aeronautics and Space Administration in Hampton, Va., and the Sperry Univac division of Sperry Corp. in St. Paul, Minn. The technique separates two magnetic garnet layers with a thin insulator (see figure).

Digital 1s and 0s are stored in the lower layer as the presence or absence of bubbles. The bubbles in the upper, drive layer act as small movable magnets to shift the bubbles in the storage layer.

The drive layer's bubble rows are separated by elongated bubbles called stripes. Permalloy propagation elements need be only along the edges of the part, and current pulses through the simple zigzag aluminum-copper conductor pattern shift the entire array in both layers.

One advantage is that the storage bubbles can be packed almost as densely as those in lattice files, where 1s and 0s are encoded as magnetic twists on a single bubble's wall. Lattice-stored data is much more difficult to detect than is the presence or absence of bubbles, however.

Another important benefit is the simpler propagation and conduction patterns, says NASA's R. L. Stermer Jr. These make for simpler registration procedures during manufacture.

Other developments. InterMag's organizer, the Magnetics Society of the Institute of Electrical and Electronics Engineers, is devoting 6 of the conference's 40 sessions to bubble memories, and one of these will be on megabit designs. Texas Instruments, Rockwell International, National Semiconductor, and Intel Magnetics each are describing their million-bit designs.

The give and take of discussion that follows may be the highlight of

the show for systems designers. Unlike many of the other bubble developments described, the megabit parts are in or near production.

In a session on Permalloy devices, International Business Machines Corp., San Jose, Calif., expresses unusually strong support for conventional technology; in the past, it reported only on advanced structures far from production, such as bubble lattices. The about-face to more manufacturable technology may signal an intent to fit its typewriters or small computers with bubble storage in the near future.

Simulator. IBM's San Jose laboratory introduces a bubble memory simulator that might allow the behavior of Permalloy gates and detectors to be predicted through computer-aided design. So far, this process has been totally empirical.

Several papers present advances in bubble materials and processing. Liquid-phase epitaxy is used to deposit thin films of magnetic garnet onto a nonmagnetic garnet substrate, and Bell Laboratories, Murray Hill, N. J., shows a technique whereby 30 wafers can be dipped simultaneously. Two papers explain how laser annealing can be used to fashion propagation tracks in garnet in much the same way that ion implantation is used to construct contiguous disk patterns.

Hitachi Ltd. reports on its ability to prepare garnets that have a zero temperature coefficient. The magnetic properties of ordinary garnet materials change with temperature, which alters the effect of the bias field provided by external magnets.

Matching. Because a constant bias field keeps the bubble from changing size and even collapsing, other garnet materials require expensive barium-ferrite magnets with a matching temperature coefficient. Hitachi's development may allow the use of cheaper alnico magnets.

Bubbles are far from ousting disks and tapes from their roles as storage media, and Intermag sessions will reflect peripheral makers' plans for the next generation of these memories. One trend that is being emphasized is the use of semiconductor

techniques in recording heads and media.

For instance, IBM's General Products division, also in San Jose, will explain its top-of-the-line 3370 disk drive, based on semiconductor techniques. Also, Fujitsu Laboratories Ltd., Kawasaki, will explain a novel technique for optically positioning the heads in a magnetic-disk system.

Two sessions are devoted to thin-film recording heads, the emerging technology that is viewed as critical to future peripherals because of the dramatic improvements in recording densities it promises. In addition to IBM's presenting the details of the thin-film head used in the 3370, another team from Fujitsu Laboratories will explain the fabrication of multiturn thin-film heads.

A group from Musashino Electrical Communications Laboratory of Nippon Telegraph and Telephone Public Corp. will discuss the fabrication of a floating thin-film head using ion-etching techniques. Sputter-deposited thin-film multilayer

heads will be the topic of a paper by a team from Siemens AG in Munich.

Key to employing the new thin-film heads, however, will be new techniques for producing extremely smooth magnetic recording media. The topics presented in this session will include a paper on sputtered thin films.

—John G. Posa
and Anthony Durniak

Software

PL/1 shrinks to fit microprocessors

Now making waves in minicomputer programming, the IBM-originated high-level language PL/1 is starting to surface in the microworld. Digital Research, a Pacific Grove, Calif., software house, has reduced the compiler to 40 kilobytes of memory in its PL/1-80 package, which implements the compact, refined Subset G of the language for 8080,

Access scheme organizes data management

Data-base management systems are becoming increasingly popular—and important—in easing computer use, but translating data to fit into such a system remains a problem. Control Data Corp. is confident it will solve that problem with a new design methodology.

Called Information Analysis Services, the Minneapolis, Minn., firm's methodology expresses the relationships within the data in order to create useful information in a management system, says Stefaan A. DeSchrijver, general manager of marketing programs for Control Data Europe. "What you do is create sentences that link data by means of a verb, which expresses relationship," he explains.

The result of this process is what experts call a conceptual scheme for accessing the data base. The methodology was originated by G. M. Nijssen, executive consultant at CDC's Research Center in Brussels, Belgium, and has been tested by customers for over a year. Now licenses will cost between \$895 and \$2,780 monthly, or between \$49,590 to \$128,760 for unlimited use.

"The data base is a model of the real world, and there is a need for a method to move data from the real world to this model," agrees Eugene Lowenthal, program manager at one competitor, Intel's Commercial Systems division—the former MRI Inc.—of Austin, Texas. Currently data dictionaries are most popular for organizing data, but, as Lowenthal notes, it is still quite an art to arrange the data for the dictionary in the first place. Thus CDC thinks its new technique will prove popular.

At stake is a market for data-base management systems that in 1980 is estimated to reach \$869 million worldwide, according to a recent report by Creative Strategies International. Making the systems easier to design and use will be critical to achieving the 82% compound annual growth rates that the San Jose, Calif., market research firm predicts will bring it to over \$4.9 billion by 1983.

—Anthony Durniak

Z80, and 8085 microprocessors.

It is, in fact, Subset G that has turned PL/1 into an effective programming tool (see p. 102). Digital Research's president Gary Kildall holds that it will prove better for business applications of microprocessors than Pascal, Cobol, or Basic.

The PL/1-80 package consists of a compiler, a relocating macroassembler, a linkage editor, and a run-time library. Its compiler contains optimizers that are used during code generation to reduce storage requirements greatly.

Shrinkage. The optimization takes only 38 kilobytes of code, as opposed to 400 kilobytes on a 370-PL/1 compiler. It is this shrunken memory requirement that makes the language feasible for microprocessors, and the shrinkage owes even more to the optimization technique than to the compactness of Subset G.

Digital Research uses what is called frame optimization, which covers the intermediate code one segment at a time as it flows to a forms processor—a table-driven module searching for repeating cases such as an expression being incremented by a constant. The result is greatly reduced compilation time and memory space, compared to global optimization.

Kildall notes that Pascal, in its standard transportable form, is not oriented toward business applications. PL/1-80, on the other hand, has a complete input/output structure, error-exception processing, and a much wider variety of data types than does Pascal.

Production. "PL/1-80 is a production language, not a teaching language like Pascal," Kildall argues. For example, he notes, decimal arithmetic in Pascal must be executed as a subroutine, whereas in PL/1-80 it is just another data type.

In addition, Pascal must be modified to allow the string manipulation that is necessary in word-processing applications, and such modifications affect the program's transportability. "One of the main reasons people like Pascal is that it is a block-structured, Algol-based language," says Kildall. "But so is PL/1-80.

"The fact is that we like Pascal, too, and are working on an 8080 compiler. But the language needs more applications-oriented standardization," he adds.

Others. For business applications, Kildall prefers PL/1-80 to Cobol and Basic. "Cobol and Basic are totally consumed in it," he remarks. "Anything you can do in either of those languages can be done at least as efficiently in PL/1-80."

A number of minicomputer makers agree with Kildall's assessment of Subset G's effectiveness as a business-oriented applications language and are implementing it. These include Wang Laboratories, Digital Equipment Corp., Prime Computer, IBM, and Data General.

PL/1 is intended for use with the company's CP/M operating system, popular in the microprocessor world. It can also run with the multiterminal versions of C/M and MP/M, as well as with CP/NET, the network operating system.

"We expect that within three years the CP/M community will have reached over 100,000 users, and that 25% of them will have either the full compiler package, or at least the run-time library," Kildall says. A noncommercial, single-

processor licensing fee for the full package costs \$500.

As well as originating CP/M, Kildall acted as consultant to Intel Corp. on its PL/M, microprocessor language, and he makes a sharp distinction between the two of them. "PL/M is a systems language that was designed for operating systems; PL/1-80 is an applications language," he says. Also, "we now have a language that is upwardly compatible with PL/1; that is not true for PL/M," he notes. -Martin Marshall

Speech synthesis

Want a talking IC? TI says 'Call us'

After more than a year of refusing to sell its much-sought-after speech synthesis chip set to outside customers, Texas Instruments Inc. did an about-face last week. The Dallas company, announcing its intention to sell the set to original-equipment manufacturers, laid out plans to support OEMs in order to gain a major foothold for its linear-predictive coding technology. Its move comes in the face of budding competition

Speech recognition takes another stride

The other side of the speech coin is recognition, but it's much harder to get computers to listen than to get them to talk. IBM Corp., for one, however, is reporting great strides in the recognition of continuous speech.

Frederick Jelinek and the group he heads at the Thomas J. Watson Research Center in Yorktown Heights, N. Y., have programmed a System/370 168 to understand 25-word sentences built from a 1,000-word vocabulary with an accuracy of 91%.

Low-cost speech recognition would be a tremendous asset to the computer giant's line of office and data-processing equipment. Although the present system is speaker-dependent and takes 2 hours to train for each voice, Jelinek predicts that an experimental dictation machine might be possible within a few years—"capable, perhaps, of recognizing 1,000 to 2,000 words and requiring only 15 minutes of speaker-training time."

In IBM's setup, an acoustic processor samples the speaker's voice 20,000 times a second. A thousand samples at a time are put through a discrete Fourier transformation to produce spectral time samples that are in turn compared with samples recorded during training. A linguistic decoder program compares the incoming and stored patterns for each word.

It now takes 200 times longer to recognize a sentence than to speak it; 30 seconds of speech take 100 minutes to transcribe, for instance. But IBM feels parallel processing plus improved recognition technology will bring about experimental real-time recognition in this decade.


-John G. Posa

The only μ P-controlled WAVEFORM ANALYZER also RECORDS!

E-H's new Model 1060 digitizes and stores the waveform samples for transfer via the bus.

Circle 43 on reader service card

MODEL 1060 WAVEFORM ANALYZER



from other semiconductor makers.

Bernard H. List, TI vice president who heads up the company's U. S. MOS operations, denies that recently announced speech-circuit marketing plans by National Semiconductor Corp. [*Electronics*, March 27, p. 39] and others are a driving factor in the TI move. Rather, List says, the move had to wait for a commitment to add production capacity and the ability to support customers in developing high-quality synthetic speech using LPC techniques.

Production quantities will be available during the second half of 1981, OEM-priced at about \$13 for the two-chip set containing the TMS5100 speech synthesizer circuit and a TMS6100 128-kilobit read-only-memory. Prototype quantities of the synthesizer will be available as necessary this year.

p-MOS. These circuits are fabricated in p-channel MOS technology and are the same devices as those in TI's Speak & Spell [*Electronics*, Aug. 31, 1978, p. 109]. The combined learning aid and toy has been enormously successful, and, says TI, is the harbinger of a \$3 billion semiconductor market by the late 1980s. That figure includes speech recognition and authentication—research areas in which the firm is active, as is IBM, among others (see "Speech recognition takes a stride," p. 42).

The 5100 and 6100 are the initial offerings in two new series of TI chips designated the TMS5000 and TMS6000 lines. The firm is believed to be developing additional p-MOS parts, including a synthesizer chip to work with 8- or 16-bit microprocessor controllers. It is pushing its p-MOS 4-bit TMS1000 family as the controller for the present chip set, noting that it will add only about \$2.

Services. TI will immediately begin offering vocabulary and speech development services priced in OEM quantities at \$200 per synthetic speech word, which is defined by the company as 1 second of utterances. The 128-K ROM can hold 100 words of synthetic speech, TI says.

In addition to the 5100 and 6100 components, TI will offer a version of its TM990/306 speech synthesizing

module for industrial customers who want to develop their own vocabulary. The original 990/306 board was offered last year [*Electronics*, Nov. 8, 1979, p. 44] containing a standard vocabulary stored in erasable programmable ROM for use with the company's 16-bit TM990 microprocessor family for industrial control, test, and security applications.

-Wesley R. Iversen

Business systems

Small computers gain sophistication

New technologies and new entrants are sprouting this spring in the already blossoming market for very small business computers. Multiprocessor architectures and some of the first uses of 8-inch Winchester disk drives are found in new units from the well established business computer maker Wang Laboratories Inc. and from Hazeltine Corp. and Applied Digital Data Systems Inc., both long noted for their computer terminals and now seeking opportunities in a new market.

Wang is unveiling new versions of

its 2200 small business computers. The Lowell, Mass., company also introduced a novel multiplexer that shares a disk drive among several central processing units and a software package that requires minimal programming skills.

Winchester. Two models in the new series offer 8-in. Winchester fixed disk drives—Shugart's SA1000—melded with a floppy by a Wang-designed controller. "We are offering a well-balanced combination," says Sam Gagliano, director of small-business systems. "The controller makes the media compatible." Drive maker Shugart also sees the value of the combination; it is launching a controller module that will save design time for companies like Wang (see p. 208).

The 2200 LVP, the largest of the new machines, offers 32, 64, or 128 kilobytes of user main memory and 60 kilobytes of machine main memory. Selling for between \$15,000 and \$35,000, it can store 2, 4, or 8 megabytes in its fixed disks and 1 megabyte in its backup dual-sided double-density diskettes.

The smaller 2200 SVP is intended to compete with IBM's recently announced 5120 [*Electronics*, Feb. 14, p. 40]. The SA1000 is offered as


Software transforms data processor

Reflecting the importance software plays in harnessing computers to office-automation tasks is Prime Computer Inc.'s entry into the market. Two intelligent terminals and a letter-quality printer were all the hardware that the Newton, Mass., manufacturer of 32-bit minicomputer systems added to its 50 series. The heart of the Office Automation System is the software.

The 50 series [*Electronics*, Jan. 18, 1979, p. 174] is intended for business data processing. The software that transforms it is divided into three modules: word processing that lets users create, store, retrieve, and modify documents; advanced text management that provides a dictionary for automatic proofreading, hyphenation, and multilingual translation; and a management communications and support package that establishes an electronic mail system able to annotate, send, forward, or redirect mail, as well as file documents. All run under Prime's Primos operating system, have a one-time license fee of \$15,000, and will be available in July.

Rather than develop the software from scratch, Prime acquired it from one of its customers, ACS America Inc., a New York City systems house. Prime president and chief executive officer Kenneth G. Fisher says that as software becomes more important to systems, outside development may be the best route for both the systems supplier and the software house. "If it's more expeditious for us to go outside, we will," he says. "We give a software package stability and the documentation it needs and can market it and distribute it in a way a smaller company couldn't."

-Anthony Durniak



**Find half your
board faults.
At one-fifth the
normal cost.**

GenRad's 2245 In-Circuit/Continuity Tester.

GenRad's 2245 costs less than one-fifth what you'd pay for a functional or in-circuit test system.

Yet typically it can find 50% of your board faults. It pinpoints shorts, opens, and faulty resistors, including pullups. In just seconds.

So you can use the 2245 to prescreen your loaded boards before they go on to your big system. The result: you can catch simple faults earlier, and you can dedicate your more sophisticated tester to solving more sophisticated problems.



GenRad's 2245 In-Circuit/Continuity Tester offers you some other benefits as well. You can use it to test cables, box wiring and backplanes. You can program it in minutes. And thanks to its fixturing interface and cassette program storage, you can set up for a new board almost immediately.

What's more, our 2245 is fully compatible with our 2270 In-Circuit Test System, so you won't have to spend a penny extra on fixturing.

GenRad's 2245. It finds half your board faults, for one-fifth the cost.

For more information, write GenRad, Concord, MA 01742.



GenRad

Put our leadership to the test.

Circle 45 on reader service card

an option on the SVP, which has from 32 to 64 kilobytes of main memory. With a 500-kilobyte single-sided double-density diskette, terminal, and business-graphics software package, it sells for between \$12,000 and \$20,000.

The low end of the 2200 series, the new PCS-III, will maintain the \$6,500-to-\$10,500 price of the PCS-II it replaces for the very small business machine market. It incorporates single-sided double-density diskettes for up to 140 kilobytes of storage per drive. A disk multiplexer, the 2280, will allow up to three of the PCS-III or the larger 2200 computers to share the \$2,000 hard disk. For all its 2200 family members, Wang is offering a code-generating software package: Ideas, for inquiry data entry access system.

"You don't need to know a computer language to program with Ideas," says Gagliano, because the software provides the user with a menu and then programs as requested. The \$1,000-per-license software develops complete applications systems for data entry, inquiry, file management, and report generation.

Growth. The attraction for all this new technology is a market expected to reach \$1.3 billion worldwide this year, according to a recent report by Creative Strategies International. The San Jose, Calif., market research firm predicts compound annual growth rates of 42%, so sales would top \$3.7 billion by 1984.

With this in mind, Hazeltine will be pushing into the stand-alone word-processing systems market with its Opus 80. Based on a distributed logic design, the shared-resource system will support up to six work stations and three printers.

The Greenlawn, N. Y., firm has integrated intelligence throughout the system using multiple 8086s to oversee word processing in the work stations, to control 800 kilobytes of floppy-disk and 29 megabytes of hard-disk archives, and in the central processing unit. Initial deliveries are to begin in the fourth quarter; pricing will be announced in June.

Meanwhile ADDS, which has had its System 75, an 8080-based intelli-

gent terminal, on the market for some time [*Electronics*, April 12, 1979, p. 42], is looking for a totally new market in small-business computing. The Hauppauge, N. Y., company's family of small business computers consists of three vertically mountable components: the Multivision 1, containing an 8085A microcomputer with all input and output control needed to operate the two integral minifloppy disk drives and most standard display terminals; the

Multivision 2, which adds an 8-in. Winchester hard disk in a second enclosure; and the Multivision 3, with which the user can add support for up to four display terminals and three additional terminal ports.

Prices for Multivision 1 start at \$3,785, with a typically configured Multivision 3 selling for \$12,885. The company will market them through retail computer stores and office supply outlets.

-Ana Bishop and Pamela Hamilton

Software

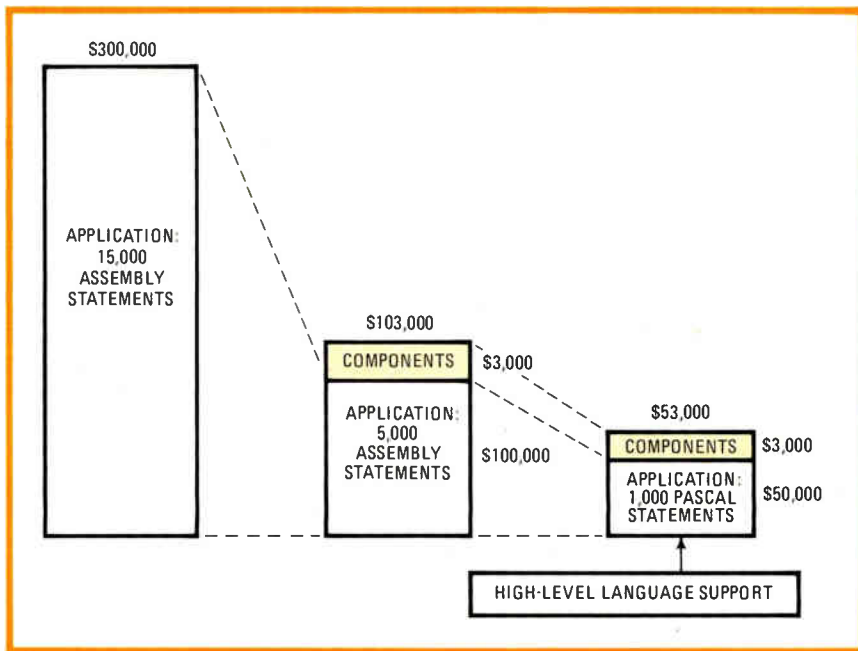
Routines in ROM are hardware-like to allow modular programming

Texas Instruments Inc. is adding to its stable of 9900 software products in silicon with a new line of system programs, called software components, for the 16-bit microprocessor. These chunks of TI-written code are intended to execute out of read-only memory and can save the systems builder significant development costs, especially when used with high-level language support.

The first two products in the new line are a real-time executive and a

file manager. TI says they potentially can reduce a 15,000-line, \$300,000 application written in assembly language to a \$53,000, 1,000-line Pascal program (see figure).

Some other semiconductor companies have been promising to contain ballooning program development costs by integrating more software components into ROM, but this latest announcement from the Dallas company adds to its long-standing commitment to solid-state software—a



Reducing plan. When used with a high-level language like Pascal, TI's system software components in read-only memory can dramatically whittle programming costs.



NATIONAL
POWER PRODUCTS

"Can you give me a Switcher with no derating from -40°C to $+71^{\circ}\text{C}$?"



Yes we can!

Let the ambient temperature inside your system climb to $+71^{\circ}\text{C}$. Our SA Series of single output, off-line switchers will keep delivering full output power with extremely low noise characteristics. We've developed this switcher series to cure your derating problems, and we've designed in features for maximum operating efficiency. Overvoltage and overcurrent input/output circuitry protects your system. Soft-starting and remote shutdown ensure safety and control. Every unit in the SA Series operates at greater than 75% efficiency over a full 2:1 input-voltage span. And our units are designed with unique integral channels for greater design flexibility in any of four mounting planes.

Reliability. Efficiency. Choice. 5V, 12V, 24V, and 48Vdc are available in 60W and 125W versions. The 60W

series is unit priced at \$229.95 and the 125W at \$259.95.

Each switcher and each unit in our long line of modular, encapsulated power sources proudly carries the "No Derating" feature . . . because you need cool operation. We are a Semiconductor Circuits Company. Call on us for problem solving. Look to us for innovation. See our product listings in EEM and Gold Book and ask for a free wall chart of our products.

Problem Solving Through Innovation



**SEMICONDUCTOR
CIRCUITS**

218 River Street
Haverhill, MA 01830
(617) 373-9104

term it coined years ago. It already offers a program-debugging package called Tibug and executive modules called Timber [*Electronics*, May 10, 1979, p. 50], and its version of the Basic programming language, Power Basic, can be configured for ROM-based applications.

Modular. The new software components will allow a programming problem to be approached modularly, in much the same way that hardware is designed, says Kenneth Wickham, microprocessor software manager for the Dallas company's U. S. semiconductor group. Indeed, the real-time executive provides a kind of software bus to which other modules like the file manager are attached if they follow the executive's conventions for communications and parameter passing.

TI will also be offering interfaces to support other high-level languages. In the future, the file manager will talk to magnetic-bubble memories.

The software components will be shipped on disk, and the user will be able to tweak them before putting them into ROM. He will be provided with both the source-code version of the programs (written in Pascal) and the machine-language object code.

Thus there are many options for execution; if the application is written in Pascal, it can be joined with the Pascal versions of the system software and either compiled or interpreted. Another possibility is execution of the modules in machine code.

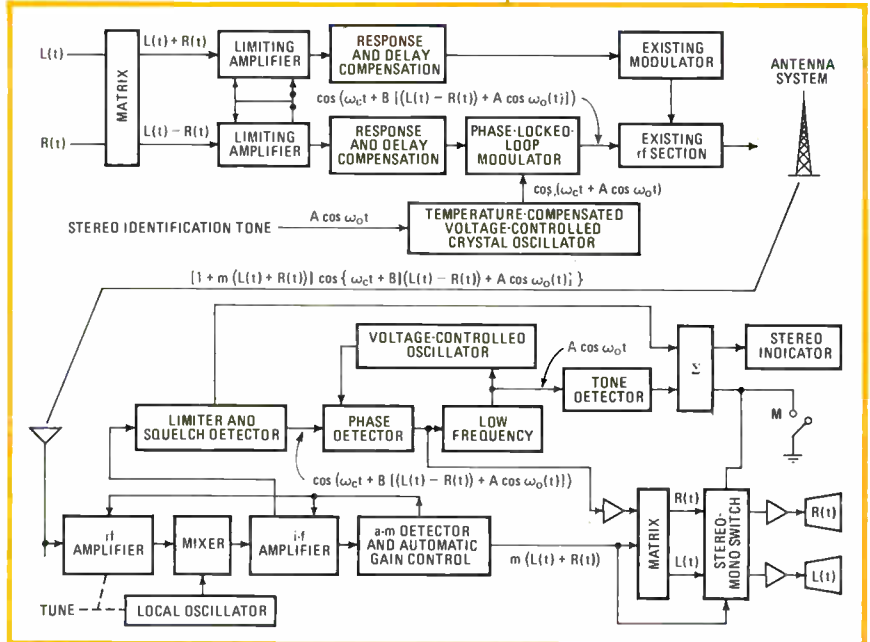
-John G. Posa

Consumer

Magnavox stereo OK'd for a-m radios

The dust is settling from the Federal Communications Commission's selection of the Magnavox stereophonic a-m broadcast technique over four competitors—but the criteria by which the FCC made its decision still are not clear.

The basis for the 4-to-2 vote, with 1 abstention, has not been disclosed,



Magnavox way. A-m stereo system puts left-plus-right channel information on a-m channel and left-minus-right on linearly phase-modulated channel. Phase deviation is 1 radian peak.

although the industry has waited three years for the FCC to evaluate the systems. The commission was under industry and congressional pressure to come up with a single selection, but losing competitors may well challenge the outcome in court.

The technique devised by Magnavox Consumer Electronics Co., Fort Wayne, Ind., is relatively simple, according to its designers. To encode

and broadcast stereo, Magnavox forms the sum and difference of left and right audio channels. The summed audio signal amplitude-modulates the carrier and the difference signal linearly phase-modulates it (see figure).

Identification. In addition, a 5-hertz subaudible tone is frequency-modulated onto the carrier for stereo identification by the receiver. The

SBS sets satellite launch date

It's countdown time for Satellite Business Systems Inc.'s first satellite, which will be the world's first satellite-based business communications facility with customer-dedicated earth stations. The much-awaited Oct. 23 launch date is firm and represents a \$375 million investment even before operational readiness is achieved, says Robert C. Hall, president of the McLean, Va., company. He notes that the likes of Aetna Life and Casualty, Boeing Computer Services, IBM, and the Travelers Insurance Company will be enjoying computer-to-computer communications, electronic mail, and video conferencing, among other services.

But a company will not have to be a giant to use the SBS system. Hall says it will also be possible for smaller customers to hook up by means of shared-facility use. According to industry observers, this statement, made to a Society of Security Analysts meeting in New York, represents a shift in SBS's market attitude. In previous times—less uncertain economically—it did not talk much about smaller customers and shared facilities.

Hall also said that SBS is seeking to get Federal Communications Commission authorization to conduct a demonstration of satellite communications involving mobile-radio and cable-TV links. It would be in conjunction with two other organizations—Tymnet Inc. and LDC, which is in turn a partnership between Aetna and M/A Com Inc.


-Harvey J. Hindin

NATIONAL ANTHEM

SEMICONDUCTOR NEWS FROM THE PRACTICAL WIZARDS OF SILICON VALLEY.

Developing Microprocessors.

STARPLEX™ WITH ISE™ THE FULLY DEVELOPED DEVELOPMENT SYSTEM.



Mike Turner
on Custom
MOS/LSI

Truly
reliable
16K dynamic
RAMs

Practical
Series/80
boards

Get the
latest from
the National
archives

Data Acquisition

Logic

Transistors

Hybrids

Linear

Interface

Bubble Memory

RAMs/ROMs/PROMs

Transducers

Displays

Custom Circuits

Optoelectronics

Memory Boards

Microprocessors

Development Systems

Microcomputers

Modules

Nationally improved memories.

A unique combination of design and manufacturing techniques results in a truly reliable family of 16K dynamic RAMs.

With their exclusive combination of design and manufacturing procedures, National's MM5290 Family of 16K dynamic RAMs is setting new industry standards for reliability.

The readily available MM5290 Family is designed so that soft errors induced by stray alpha particles are virtually eliminated.

Furthermore, National has extensive component test procedures, which include pre-burn-in, monitored burn-in, final test, and Quality Assurance checks.

The combined effect, of course, is unsurpassed operational accuracy and dependability in every 16K dynamic RAM shipment.

The first and only MST.™

In addition to National's use of conventional final testing and QA component level processing, many customers request National's unique MST (Memory Systems Test). MST eliminates or greatly reduces the

customer's own requirements for internal testing. So their incoming test, board test and system rework costs are substantially reduced.

The MST system duplicates the test flow of a sophisticated systems manufacturer. Using an actual nine-megabyte card level system to perform the testing, the dynamic RAMs are burned in at elevated ambient temperatures and at stress voltage levels.

The MST program then applies multiple test patterns, power supply margin tests, real-time error logging, and hours of continuous testing over the operating temperature range in the nine megabyte system.

All of which serve to screen out board and system level rejects. The kind of rejects that are impossible to detect using component level tests that only take seconds to perform.

For more detailed information about MST and the MM5290 Family – plus a Reliability News Brief on alpha particle test results – be sure to check the National archives coupon below.

Quality RAMs from a quality source.

National has, of course, been known as a quality production house for a long time. MST now provides 16K RAMs that are first in quality and reliability.

And thanks to National's commitment to manufacturing excellence, MST quality in 16K RAMs is available now in production volumes. National has been preparing MST for three years and now offers it on-line to increase your level of quality and lower your overall costs.

So when your design calls for dynamic RAMs, think of the Practical Wizards at National Semiconductor.

After all, if you don't deserve the best, who does?

MST is a trademark of National Semiconductor Corporation.



STARPLEX™ aids microprocessor development.

For the first time, real-time 8048 Family emulation and debugging in a multiprocessor environment.

With the STARPLEX system, National Semiconductor has created an easy-to-use development tool that helps design engineers complete their entire job in one place.

Using STARPLEX and National's 8048 Emulator Package, designers of 8048 Family systems get the kind of sophisticated tool needed for efficient microcomputer development. And with 8048 ISE™ (In-System Emulator), they get capabilities that up to now simply haven't been available in this type of instrument.

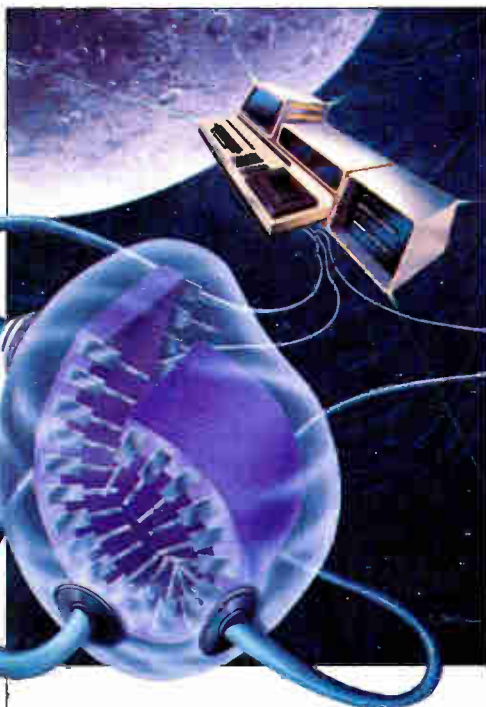
What is ISE?

National's ISE is a separate STARPLEX module housing 32K bytes of real-time map memory, plus all the necessary logic for breakpoints, tracing, and memory mapping. These resources are available for the emulation of any processor, since the individual emulation packages are the only components dedicated to particular processors.

And since ISE doesn't share the STARPLEX BUS, the system doesn't have to compete for memory access with its STARPLEX host.

ROM display and disassembling.

The 8048 emulator package provides capabilities which zero in on the problems of designing with single-chip microcomputers. The target card has its own 4K of RAM dedi-



cated to the real-time emulation of the processor's program ROM. So the designer has complete access to this memory throughout emulation.

He may examine and disassemble existing ROM contents, make changes, and

execute the altered code. This gives him considerable flexibility in new product design, as well as in debugging existing systems containing a previously masked 8048.

There's more to STARPLEX beneath the ISE.

National's easily-learned software comes completely integrated into the STARPLEX system, including an automatic testing mode called "In-File" that will implement a pre-defined sequence of tests. And ISE can also record those results, so you can see exactly how each part of the system operates during testing.

STARPLEX's symbolic debugging capability provides not only the usual breakpoint conditions, but also a "coast" command which allows you to continue executing a program after the breakpoint combination has been satisfied.

STARPLEX can not only develop and debug software for National's 8048 Family, but also for 8080, 8070, NSC800, 8085 and Z-80® microprocessors plus BLC/SBC Series 80 boards.

When you get right down to it, National's STARPLEX with ISE offers features not available in any other development system on the market today. Yet it costs substantially less to own and operate than any system currently being sold.

Practical Wizardry strikes again. 

STARPLEX and ISE are trademarks of National Semiconductor Corporation. Z-80 is a registered trademark of Zilog Corporation.

Series/80 microcomputer products brought back down to earth.



National doesn't just make over seventy-five Series/80 computer products. They make them practical with test points, options, functional design and availability.

Some manufacturers build flashy boards loaded with far-out technology that you don't need and won't ever use. But not National. They make practical, reliable boards that do just what you buy them for.

And National makes more kinds of those practical, reliable Series/80 products than any other manufacturer.

The Series/80 Family is by no means just a second source supply. No other supplier


beats National's reliability, functionality of design, user options, or variety of products.

The Series/80 Family includes CPUs, memories, controllers, analog and digital I/O, peripheral controllers, firmware, card cages, power supplies, cables and just about anything you need for just about any application.

Test procedures make them practically perfect.

National's boards are designed to be functional, easy to design in and totally consistent in operation. That's why test points have been designed into each board. So testing becomes an integral part of the design phase and continues throughout National's unique dynamic high temperature burn in.

To further ensure reliability, you also get a full one-year warranty with each Series/80 board that you buy from any of National's distributors worldwide. The longest warranty in the industry.

All from the Practical Wizards who finally brought space-age technology back down to earth. 

"National is the only broad-based supplier of Custom MOS/LSI"

"There is only one supplier of Custom MOS/LSI components that has the design resources of a billion-dollar company behind it. National Semiconductor.

"With all that weight behind us, we've had considerable success in turning out the highest quality Custom components you can find.

"But depending on your applications, unit volume and several other considerations, we may find that standard microprocessors or discrete logic would be your best solution.

"This is where National stands alone among all Custom suppliers. Because if your needs don't actually justify the Custom approach, we won't try to sell you on it.

"National's standard product line is extremely broad-based, numbering literally into the thousands. And we in Custom MOS/LSI can and do



bring all these resources to bear in finding the design solution that best fits your needs.

"It may turn out that your product could make reasonably efficient use of standard microprocessors' generalized instruction set. Or even a discrete logic design. But when your unit volume is, say, 40K or more, a Custom circuit may reduce systems costs.

"We'll design Custom circuits for you if it's a sound decision. But if not, National has plenty of other Practical Wizards that can tailor your system anyway.

"That's why everyone who comes to National for Custom MOS/LSI gets the best solution possible.

"If you're undecided as to which design approach is right, come to National Custom MOS/LSI. Can you afford not to?"

Mike Turner, Marketing Manager, Custom MOS/LSI

What's new from the National archives?

- | | |
|--------------------------------------------------------------------|---------------------------------------------------------------------------|
| 005 <input type="checkbox"/> Additional Custom MOS/LSI Information | 036 <input type="checkbox"/> Optoelectronics Handbook (\$3.00) |
| 006 <input type="checkbox"/> Special Functions Data Book (\$6.00) | 037 <input type="checkbox"/> Additional STARPLEX and ISE Information |
| 015 <input type="checkbox"/> MST Program Brochure | 038 <input type="checkbox"/> MM5290 Data Sheet and Additional Information |
| 035 <input type="checkbox"/> Additional Series/80 Information | |

Enclose check or money order based upon appropriate currency. Make checks payable to National Semiconductor. Allow 4-6 weeks for delivery.

NAME _____
TITLE _____ PHONE _____
COMPANY _____
ADDRESS _____
CITY _____ STATE _____ ZIP _____
E _____

For desired information, mail coupon to:
National Semiconductor Corporation
2900 Semiconductor Drive
Mail Stop 16250
Santa Clara, California 95051

In Europe, mail coupon to:
National Semiconductor GmbH
Industriestrasse 10
D-8080 Fürstentfeldbruck
West Germany

 **National Semiconductor**
The Practical Wizards
of Silicon Valley

NA10

resolution make this new CR1 monitor the brightest and sharpest you can get.


C. Itoh's new model 1201BE in our QDM series is capable of receiving separate horizontal drive pulse, vertical drive pulse and video input at the TTL level. This separate signal mode eliminates composite sync and video signal processing. The CRT is equipped with its own power supply unit. P4 phosphor is standard, but optional P31 or P39 phosphors can be provided. Available options: Dynamic Focus, Skip Scan, a non-glare etched face and a 19.5 KHz horizontal frequency.

with this new CRT monitor give you all you need to really outshine your system's competition. For complete information contact your nearest C. Itoh representative or C. Itoh Electronics, Inc., 5301 Beethoven Street, Los Angeles, CA 90066; Tel. (213) 390-7778;

Telex: (WU) 65-2451; or 666 Third Avenue, New York, NY 10017; Tel (212) 682-0420; Telex: (WU) 12-5059.

C. ITOH ELECTRONICS, INC.


Introducing the 12" CRT monitor for the systems designer with bright ideas.



We listened. Here it is!

Easy Insertion ...High Retention

"Lo-Rise™" DIP Production Socket



Now...all the features you asked for in a production socket from a proven leader in test/burn-in sockets.

We've put two years of design effort into our new lo-rise production socket...and we're proud of it! The 802 Socket has a low average insertion force of only 39.91 grams per pin. High extraction force of 72.90 grams that resists shock and vibration. Widest entry area ever. Dual side wiping contacts. Easy-to-clean open frame. Orientation and air circulation groove. Protective sealed bottom that eliminates solder wicking. End-to-end and side-to-side stackability. Available in 8 to 40 pinouts. Material meets U.L. 94 V-O Spec. Competitively priced, it's a total package of recognized Welcon socket reliability.

We deliver too. Quickly. Dependably. We make it easy for you to find the right person with the right socket information. We're small enough to be customer oriented, with service people willing to discuss your special socket requirements. Give us a call, and discover just how responsive a company can be. For full details, call 219/287-5941.

Welcon™

Wells Electronics Inc., 1701 So. Main, So. Bend, IN 46613 U.S.A.

Circle 54 on reader service card



Electronics review

same tone can also carry other digital information to the receiver, such as time, frequency, or call-letter identification.

To reduce incidental phase modulation, transit time and amplitude are equalized in both sum and difference signal paths by compensating networks. All existing a-m transmitter equipment is easily supplemented with the mixing and modulation equipment needed for stereo.

Receiver. Decoding the transmitted stereo information in the receiver requires a limiting and phase-detection circuit, followed by a mixing network to recover left and right channels from the sum and difference signals. The 5-Hz stereo identification tone is extracted to switch the receiver from monophonic to stereo reception.

Magnavox feels that the main advantage of its system—and presumably a factor in its success—is that it can use a single intermediate-frequency stage and a standard envelope detector for the a-m channel, both common design techniques. Also the phase-modulated audio can be recovered with present integrated-circuit technology.

Competing systems submitted to the FCC came from Motorola Inc., Schaumburg, Ill., Belar Communications Corp., Devan, Pa.; Kahn Communications, Freeport, N. Y.; and Harris Corp., Cleveland, Ohio. Industry expectations are that one or more will challenge the commission's choice.

Stereo is seen by observers as major justification for manufacturers to produce higher-fidelity, better quality a-m receivers, which in turn, it is hoped, will rekindle consumer interest in the a-m bandwidth. It is estimated that 80% of the market for the receivers will be for installation in autos, since a-m broadcasts do not suffer the line-of-sight limitation on range that the higher frequency fm signals do.

In tapping Magnavox alone, the FCC has dispersed the specter of several mutually incompatible stereo systems appearing in the marketplace. Broadcasters, at least one of which has expressed apprehension

Flat is where it's at.

See page 109

**Don't settle
for just
face or
edge wipe.**



**Get the
benefits
of both
with Garry
Quad
Springs.***

Why four is twice as good as two.

New Garry Quad Springs combine face and edge wipe stamped contacts to firmly grip the IC lead on all four sides. They provide the low insertion pressure and large surface contact area of face wipe and the high contact pressure of edge wipe—all in one economically-priced unit.

Available off-the-shelf.

Developed by Garry to fill the need for a low cost, high reliability contact system, the Quad Spring utilizes four stamped and formed beryllium copper tines with gold or tin plating, depending upon the application. They are offered in all dual in-line configurations of 8 through 40 pins


in either GE-Valox® thermoplastic or high temperature dially phthalate FS-10 materials.

Try them yourself—free.

Garry Quad Springs perform like expensive machined contacts. Yet they cost only a little more than conventional stamped contacts. The idea is simple. The results are remarkable. To feel the difference yourself, call us at (201) 545-2424 or write on your letterhead for a free sample and detailed technical information.


You can have it both ways, just ask for Garry Quad Springs.

Garry Manufacturing Company, P.O. Box 94, New Brunswick, N.J. 08902.



Garry
Manufacturing Co.

*Patent pending



Make just one phone call for your widest choice of broadband power amplifiers.

Whether your need for rf power comes in small, medium, or large quantities, you needn't look beyond Amplifier Research for all the right answers.

Bandwidth from sub-octave up to five decades—*instant* bandwidth for reliable sweep-frequency testing in rfi susceptibility, NMR, and countless other applications—is yours to command at AR. Offering output power from 1 watt to 10 kW, AR amplifiers are totally impervious to mismatch—won't be damaged or shut themselves down even in the event of shorted

or open output conditions such as infinite VSWR.

It's reassuring to have a single knowledgeable source for your full range of requirements in high-quality broadband amplifiers. The chances are very good that we'll have the clean bandwidth, output power, linearity, pulse capability, and overall high performance you seek—often in an amplifier about half the size of its nearest "competitor."

SEND FOR FREE BOOKLET



News brief

Siemens buys into Threshold

Threshold Technology Inc., known for its innovative work in speech recognition, has a new investor—the Munich firm Siemens AG paid \$2 million for 24% of the stock and for \$800,000 in subordinated convertible debentures, and a private investor bought an equal amount of the debentures, says Thomas B. Martin, Threshold's president. A portion of the proceeds will go toward the development of microprocessor-based speech-recognition equipment being worked on with the Delran, N. J. company's recently acquired semiconductor-development company, Auricle Inc.


7332 © ar

ar **AMPLIFIER
RESEARCH**

160 School House Road, Souderton, PA 18964
215-723-8181 • TWX 510-661-6094




People are switching to Boschert




25W




65W




75W




80W




130W




150W



200W



300W



400W

because only Boschert offers a complete line of 25-400 watt switching power supplies.

When you want power, come to Boschert. We're the power leader with more standard 25-400 watt switching power supplies in production and in stock than any other manufacturer. Every one is UL-recognized. Each meets international input voltage requirements. And we offer the multiple output voltages you need to meet your particular system requirements.


Plus, when you switch to Boschert, you enjoy advantages only a leader can offer. Like high volume automated production capabilities to support your volume requirements. Off-the-shelf delivery when you need product fast. Custom tailoring. An up-to-date understanding of VDE requirements. Boschert even offers you an extensive European distribution network to support you overseas.

At Boschert we've been building off-line switching power supplies for almost a decade. Over 200,000 of

our multiple output power systems are now in operation. Isn't it time you made the switch to Boschert?

For more information on our full line of switching power supplies, contact your local Boschert representative, or write: Boschert Inc., 384 Santa Trinita Ave., Sunnyvale, CA 94086. Or call us direct, (408) 732-2440.

**powered
by
boschert**



Fujitsu's Bubble Memory Cassette

Memory. Remember when it meant reels of paper tape and a huge stack of cards?


At Fujitsu we've changed all that. With our Bubble Memory Cassette, a portable and detachable bubble memory that gives you a memory capacity equivalent to 20 meters of paper tape or 100 cards in a compact cassette. No wrinkled or dusty tapes. No torn or bent cards. Simply a streamlined cassette which is easy to program, data locate, erase and re-use wherever you need a memory capability. As program loaders and data loggers for testing equipment using micro-computers, numerical controls and numerous other applications.

The Bubble Memory Cassette is a top attraction for a wide

range of OEM equipment. Here are some reasons why:

- 64 Kbit storage capacity
- high speed response – 0.74 sec. access time
- easy to read and write
- non-volatile data storage
- non-destructive readout
- no moving parts for greater reliability
- excellent magnetic shielding

For full details on our Bubble Memory Cassette, contact your nearest Fujitsu representative. It's one memory you won't forget.



Fujitsu America Inc. Chicago Office:

910 Sherwood Drive 23, Lake Bluff, Illinois 60044 Phone: 312-295-2610 Telex: 20-6196 TWX: 910-651-2259

Circle 59 on reader service card



Washington newsletter

Transatlantic cable using fiber optics forecast by 1988

Now that fiber-optic communications technology is proving its feasibility on land, and researchers are turning to the sea [*Electronics*, March 13, p. 39], the world's first transoceanic fiber-optic submarine cable could come as early as 1988. That transatlantic cable, dubbed TAT-8, would have three European landing sites and one in the U. S. It will be described at the April 22–25 meeting in Ferndown, England, of the North Atlantic Consultative Working Group as **one of seven possible options in U. S. cable and satellite plans for the 1986–1995 period.** The American input for the international planning session was prepared by a committee representing the Commerce Department's National Telecommunications and Information Administration, which recommends White House policy; the Federal Communications Commission; the Communication Satellite Corp.; and U. S. international communications carriers. Other options call for a fiber-optic cable in 1990 or 1992. The most optimistic plan also calls for beginning the replacement of the Intelsat V communications satellite with a larger Intelsat VI series as early as 1986.

Air Force tests LLLTV for A-10 gunship

The Air Force may successfully convert its Fairchild-Republic A-10 tank-busting aircraft to night and adverse weather operations following successful tests of a General Electric Co. low-light-level television (LLLTV) system that would complement the plane's forward-looking infrared (FLIR) system. Flight tests at Edwards Air Force Base, Calif., **show that the LLLTV as a night terrain-following sensor permits operations as low as 300 ft** for target identification and enhanced armor target location when dust, ground clutter, or nonoperating (cooled-down) vehicles reduce the effectiveness of FLIR. GE says its Utica, N. Y., operation is developing improved LLLTV optics; an advanced, third-generation image intensifier for use at lower ambient light levels, plus new video processing to neutralize bright point source light—like searchlights—in a scene and to prevent a relatively bright horizon's suppression of a scene's foreground details.

U. S. to upgrade its German net

The price tag to the U. S. for upgrading the circa-1940 military telephone network used by American forces in West Germany will be more than \$125 million under a mid-April contract signed by the U. S. Army with the Deutsches Bundespost. **The West German telecommunications authority's contractor consortium is headed by Siemens AG.**

Landsat-D stalled as Hughes, GE run into problems

Sharp cost overruns and delivery delays by Hughes Aircraft Co. and General Electric Co. are causing the National Aeronautics and Space Administration to restructure the Landsat-D program, the fourth and most advanced earth resources-monitoring satellite. Hughes is having problems developing the new thematic mapper that would define earth imagery in more spectral bands and with a resolution to 30 m, more than twice that of multispectral scanners in the three earlier Landsats. NASA's Goddard Space Flight Center at Greenbelt, Md., also says GE has run into cost and schedule delays developing its flight and ground system for the satellite. Working with the National Oceanic and Atmospheric Administration, which operates the Landsat systems, **NASA says it may opt for launching Landsat-D and a backup with only available multispectral scanners,** or try launching one with a scanner, followed by another launch as soon as possible with both scanner and thematic mapper.

The FCC's spur to Congress

In some quarters of Congress, the Federal Communications Commission's "final decision" this month in its Second Computer Inquiry is beginning to be called "the Bell Bill buster." Being designed to deregulate most telecommunications equipment and services, it obviates the need to rewrite the Communications Act of 1934, or so the feeling goes.

But that conclusion is as inaccurate as the description of the decision itself, for it is hardly final (see "AT&T ruling faces challenges," p. 104). Nevertheless, some congressional and communications industry advocates of dropping legislation plans as no longer necessary are beginning to be heard.

The "Bell Bill buster" is a misnomer on at least two counts. First, the legislation at stake is not the misbegotten Bell bill introduced into an earlier Congress and long since dead despite its support by American Telephone & Telegraph Co. and other carriers. Second, the FCC's April ruling has probably done less to bust the chances for passage of pending rewrites of the Communications Act than have the actions of the Congress itself.

Certainly this election year's legislative calendar is running out of time for consideration of such bills, which have been sponsored in the House by Rep. Lionel Van Deerlin (D., Calif.) and in the Senate by Ernest Hollings (D., S. C.). Even Van Deerlin, communications subcommittee chairman, concedes that his rewrite is in trouble. But it was in trouble in the House itself before the FCC decision.

Keeping the fire alight

None of that, however, diminishes the need to update the 1934 Communications Act to recognize the changes that have come in technology and the evolution of a competitive U. S. telecommunications industry. That need is supported by the fact that the FCC's deregulation action was spurred mightily by the prospect of legislation that threatened to restructure the commission. "Congress lighted a fire under the commission and it responded," observes one Washington communications lawyer. "Now Congress must not let that fire go out."

FCC commissioner Tyrone Brown put it another way: "Without the benefit of the debate that has occurred in the House and Senate communications subcommittees over the past two years, I doubt that the FCC would be ready to act. I would welcome congressional confirmation—or modification—of any aspect of our

decision, particularly our construction of the 1956 consent decree" by which AT&T settled a Federal antitrust suit by limiting its business to regulated markets. "Without such confirmation," Brown goes on, "full implementation of our decision may be delayed by years of litigation. In any event, I wish to emphasize that my vote in favor of the decision rests in substantial part on the view that, as a legal matter, regulated carriers, including AT&T, can compete in unregulated fashion in the enhanced services and equipment markets" through arm's-length subsidiaries.

New calls for action

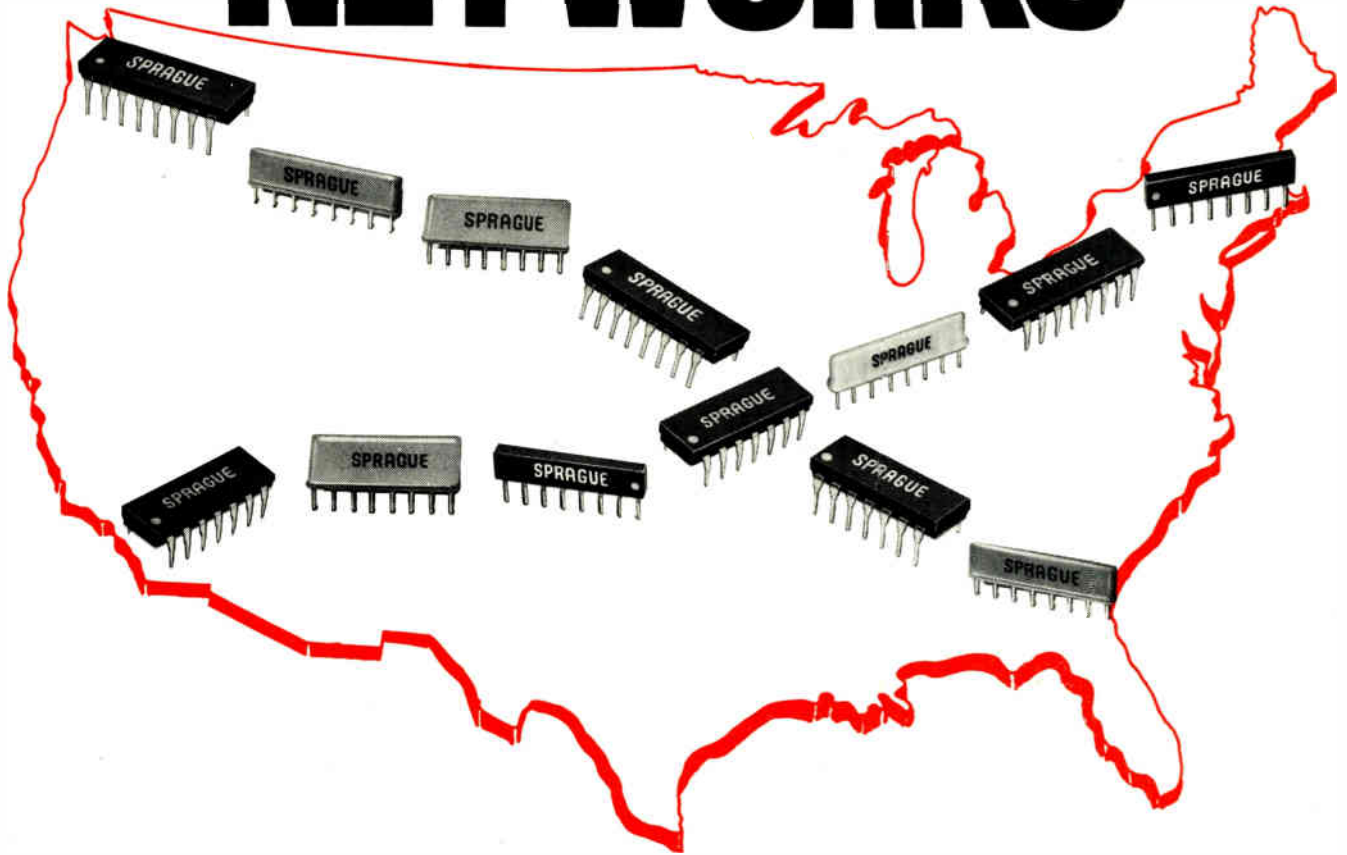
Since litigation of what Brown and others regard as perhaps the FCC's most important decision is virtually guaranteed, Congress must indeed act. National Telecommunications and Information Administration chief Henry Geller concurs in that view, and calls for action are coming from such diverse other interests as AT&T, the U. S. Independent Telephone Association, the Computer and Communications Industries Association, the Justice Department, and Congressman Van Deerlin himself.

AT&T vice chairman Janes E. Olson still wants "a legislative solution to the issues confronting our business" and says that "we shall continue to pursue that course." The Independent Telephone Association likes the idea of freeing telephone companies to compete, but still wants Congress "to resolve the basic issues relating to telecommunications competition." CCIA president A. G. W. "Jack" Biddle wants Congress to strengthen the safeguards against cross subsidization by common carriers of their new competitive hardware and software businesses with regulated telephone revenues. While he favors legislation, Biddle says Van Deerlin's revised H. R. 6121 bill "has a long way to go before it is satisfactory." The Justice Department, too, wants legislation that resolves the problems of the FCC's construction of the AT&T 1956 consent decree so that, explains one Justice source privately, "we won't be in the awkward and embarrassing position of having the executive department suing another Federal agency."

In the face of all these renewed calls for telecommunications legislation coming on the heels of the FCC's decision, it can hardly be construed as a "bill buster." Indeed, it seems the opposite is true. The controversial FCC ruling could be the most important spur to Congress yet to appear.

-Ray Connolly

COAST-TO-COAST NETWORKS



Solve your resistor network delivery problems by calling your Sprague sales office or stocking distributor.

Sprague supplies the DIP and SIP resistor networks required by customers like you. This table, listing just a few of the more-popular devices, shows how Sprague cross-references with other well-known suppliers.

Description	Allen-Bradley	Beckman	CTS	SPRAGUE
Multiple Isolated 14 Pins, 7 Resistors	34B...4 314B...	899-3-R...	760-3-R...	914C...X2SR
Multiple Isolated 16 Pins, 8 Resistors	36D...4 316B...	898-3-R...	761-3-R...	916C...X2SR
Pull-up/Pull-down 14 Pins, 13 Resistors	34A...4 314A...	899-1-R...	760-1-R...	914C...X2PE
Pull-up/Pull-down 16 Pins, 15 Resistors	36C...4 316A...	898-1-R...	761-1-R...	916C...X2PE
Thevenin Terminator 14 Pins, 24 Resistors	34E...4 314E.....	899-5-R.../...	760-5-R.../...	914C...X2TR
Thevenin Terminator 16 Pins, 28 Resistors	36E...4 316E.....	898-5-R.../...	761-5-R.../...	916C...X2TR

For your nearest Sprague sales office, call Jim Fitzgerald at Sprague Electric Co., Tel. 413/664-4411. For your nearest Sprague stocking distributor, call Sprague Products Co. Division, Tel. 413/664-4481.

THE BROAD-LINE PRODUCER OF ELECTRONIC PARTS



a subsidiary of **GK Technologies**

4SR-8118R2

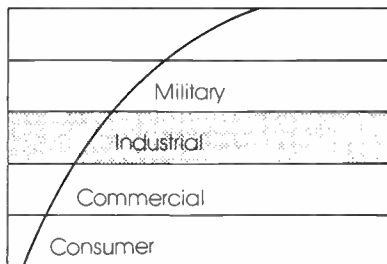
INCORPORATED

ENOUGH IS

IT'S TIME SOMEONE ESTABLISHED 'INDUSTRIAL GRADE' COMPUTER SPECS

It's Time Someone Established 'Industrial Grade' Computer Specs. Computers started in clean rooms and then moved into offices. Soon people tried to put them out in the plants where they couldn't stand up to the heat, humidity and other hostile environmental factors.

But, just because a computer is smart enough to run a machine doesn't make it an 'industrial grade' computer. Too much computer hardware that is billed as 'industrial' breaks down in the real world of the plant.



Industrial specifications for military computers are too stringent and too costly to be practical for industrial applications.

Temperature. We believe that the minimum acceptable 'industrial grade' temperature specification should be 60°C. Factories are not comfortable like offices. The temperature inside sealed enclosures is usually 15°C higher than the ambient plant temperature. XYCOM's '180+' line carries a 65°C specification.

Relative Humidity. In a plant, a computer should have a tolerance to relative humidity levels from 0% to 100%. They should also have resistance to condensation. The new XYCOM '180+' line with XYCOAT™ meets this stringent demand.

Vibration. Failures due to vibration are virtually always the result of faulty connections, boards or chips. To meet 'industrial grade' spec, chips should be soldered to the board and EPROMs clipped to their sockets. In addition, units should be subjected to 100% full vibration stress and subsequent testing to ensure maximum product integrity.

Contaminant Protection. Salts, dust, dirt and oils are enemies of computers. They even find their way into sealed cabinets in plants. The XYCOM '180+' line is XYCOATED to keep contaminants from the boards. (See corrosion.)

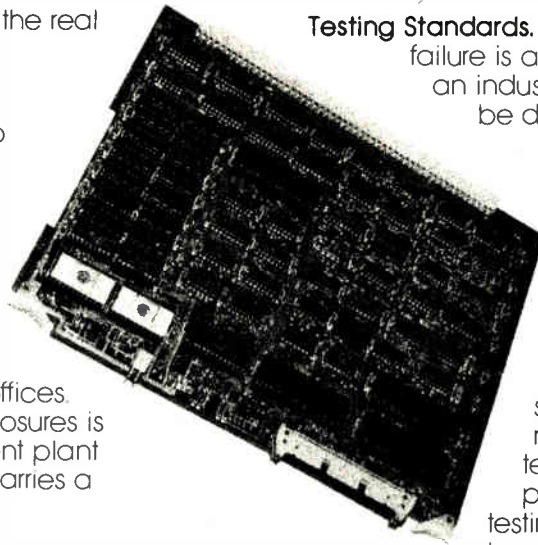
Corrosion Protection. Plants are killers when it comes to atmospheric contaminants that corrode and destroy. XYCOAT utilizes a specially formulated shield that protects module components from moisture, fungi, grease, oxidation, salt spray, acids, alkalis, and many other harmful elements. In addition, XYCOM connectors are industry proven gold.

Testing Standards. A computer failure is always bad, but in an industrial situation it can be disastrous. Testing

Standards for 'industrial grade' should be higher than for 'commercial grade'. All components and assemblies should be tested at all stages of production. They need to be subjected to the full range of dynamic testing which includes power cycling and stress testing under extreme temperatures under

microcomputer control for up to 72 hours. This is in addition to our stress vibration cycle. All XYCOM products are tested to our 'industrial grade' standards.

Warranty. For industrial purposes a warranty needs to cover the period soon after installation when most failures will occur. We believe that a year warranty offers the most desirable cost to reliability ratio for both manufacturer and user. It is our philosophy that, although the extent of our testing is extensive, the resulting savings due to greatly reduced warranty claims keeps XYCOM products competitive and your plant operating.



ENOUGH!

...AND STOP SENDING BOYS TO DO MEN'S WORK

Introducing the XYCOM 180+ Line. Now, we are setting a new standard for the others to match. Every '180+' module is XYCOATED and uses gold connectors. Our regular 180 line meets

most 'industrial grade' specs which is sufficient for most factories. The '180+' line exceeds 'spec' and is for even tougher environments.

COMPARE 180+™ 'SPEC FOR SPEC'

We've told you what we think 'spec' should be. Look at how our '180+' line shapes up and compare us with any other product that espouses to the 'industrial grade' designation.

Common Features	Intel	DEC	Motorola	Others	XYCOM 180+
Temperature					65°C
Relative Humidity					0% - 100%
Vibration					100% Vibration Stress
Contaminant Protection					XYCOAT meets petroleum industry standards
Testing Standards					100% Accelerated burn-in with power cycling, full dynamic testing
Warranty					1 year

Specific '180+' Features

Digital I/O: 1²L I/O, 64 channel, 64 channel power out.

CPU: Minimum Cost CPU, High Performance CPU.

Memory: Multiple 65k EPROM cards, Multiple 65k RAM cards.

Analog I/O: 12 bit, 300 v common mode integrating A/D, 8 channel, 4 to 20 ma isolated D/A.

Software: Multitasking Runtime Executives, Assembly, Fortran IV, Industrial Pascal.

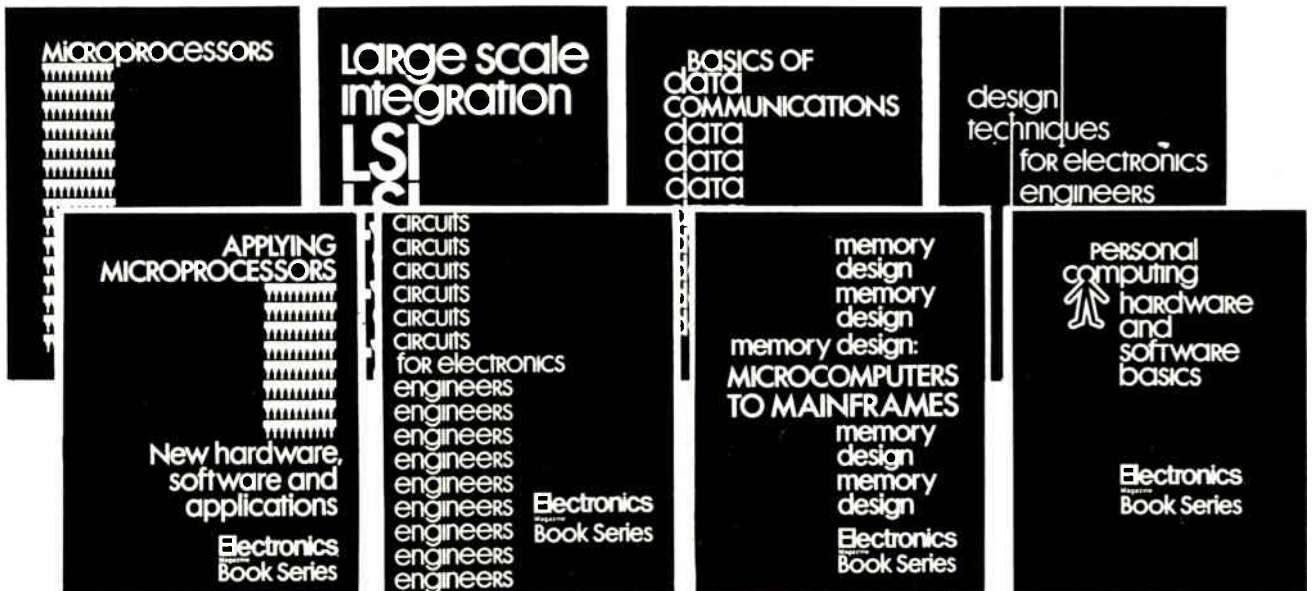
Accept the XYCOM Challenge (You could win a week for two to Club Med, Cancun.)

We want you to compare the XYCOM '180+' line with any other product that aspires to the 'industrial grade' designation. Just fill in the specifications for any competitive industrial computer, fill in your name and address and send your entry to us. Everyone that makes a comparison gets a gift. One entry per person. The grand prize winner will be selected by drawing before September 30, 1980. Entries must be received by July 31, 1980. The trip must be taken between January 1, 1981 and May 31, 1981.

Name _____ Title _____
Co. _____ Address _____
City _____ State _____ Zip _____

P.O. Box 984
Ann Arbor, Michigan 48106
Phone: (313) 429-4970
TWX: 810-223-8153

xycomTM
The Hardhat Computer People



Electronics Magazine Books

1. Microprocessors

What you must know about available microprocessor technology, devices, information, 4th printing. \$8.95

2. Applying Microprocessors

2nd and 3rd generation technology. 26 detailed applications from data networks to video games. \$9.95

3. Large Scale Integration

Covers the basic technology, new LSI devices, LSI testing procedures, plus system design and applications. \$9.95

4. Basics of Data Communications

Includes 47 articles from Data Communications magazine covering more than 11 key areas. \$12.95

5. Circuits for Electronics Engineers

Contains 306 circuits arranged by 51 functions from Amplifiers to Voltage Regulating Circuits. Saves design drudgery. \$15.95

6. Design Techniques for Electronics Engineers

Nearly 300 articles drawn from "Engineer's Notebook." A storehouse of design problem solutions. \$15.95

7. Memory Design: Microcomputers to Mainframes

The technology, devices, and applications that link memory components and system design. \$12.95

8. Personal Computing: Hardware and Software Basics

More than 50 articles from leading publications, including specifications, helpful hints, subject index. \$11.95

Electronics Magazine Books
P.O. Box 669, Hightstown, NJ 08520
(609) 448-1700, ext. 5494

No. of Copies	Title	Price
_____	1. Microprocessors	\$ 8.95
_____	2. Applying Microprocessors	\$ 9.95
_____	3. Large Scale Integration	\$ 9.95
_____	4. Basics of Data Communications	\$12.95
_____	5. Circuits for Electronics Engineers	\$15.95
_____	6. Design Techniques for Electronics Engineers	\$15.95
_____	7. Memory Design: Microcomputers to Mainframes	\$12.95
_____	8. Personal Computing: Hardware and Software Basics	\$11.95



If after my 10-day free-trial examination I am not fully satisfied I understand that my payment will be refunded.

Payment enclosed Bill firm Bill me

Charge to my credit card:

American Express

Diners Club

Visa

Master Charge*

Acct. No. _____

Date Exp. _____

*On Master Charge only, first numbers above name _____

Name _____

Title _____

Company _____

Street _____

City _____

State _____

Zip _____

Signature _____

Discounts of 40% on orders of 10 or more copies of each book.

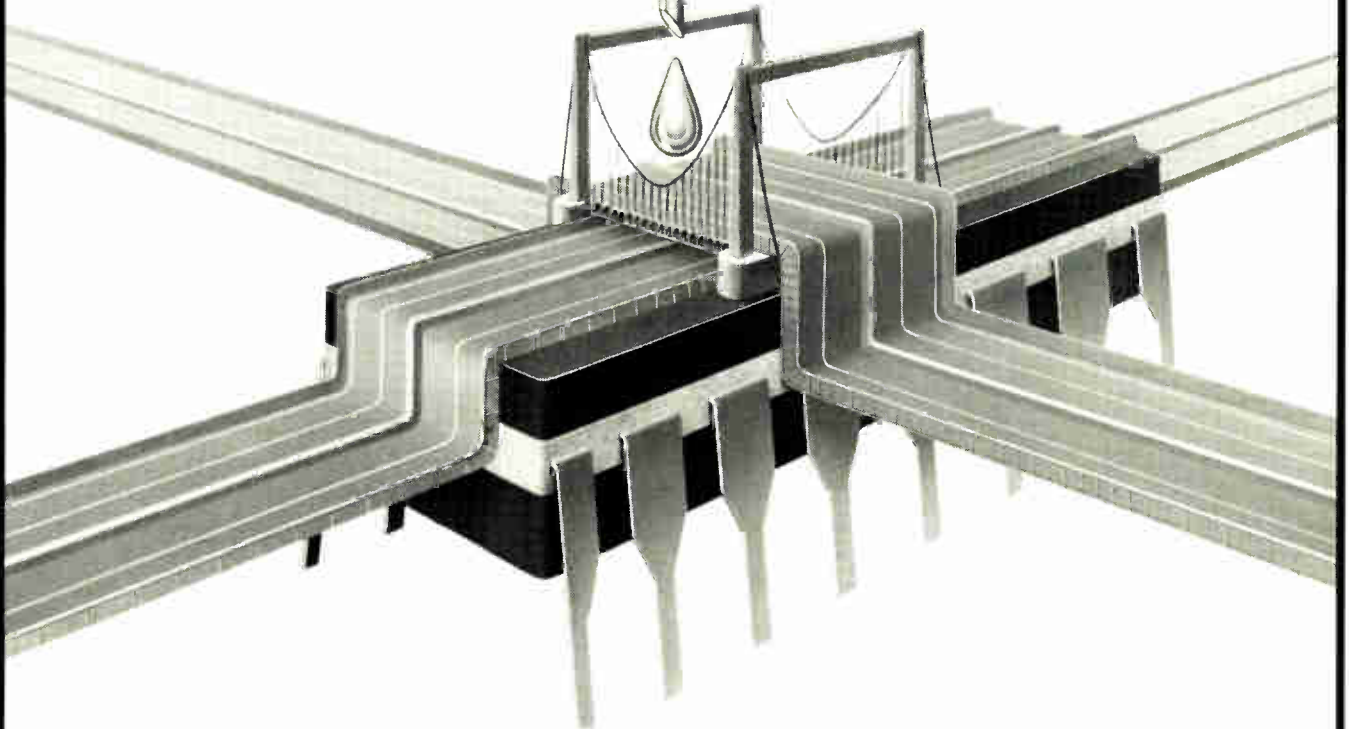


READY?

PIQ

PIQ is a trade mark of Hitachi Chemical.

Being INNOVATED IN SEMICONDUCTOR TECHNIQUE



APPLICATION

Coating for insulating protection of semiconductor device surfaces and insulation between layers of multi-level interconnections.

FEATURES

- More than 5 times thicker insulation coating can be obtained than the conventional CVD-SiO₂ passivations.

- Its excellent step coverage property assures easier formation of multi-level interconnection.
- Maximized reliability is achieved with minimized cracks or pinholes.
- Automatic spin coating can be applied and reduces passivation cost remarkably.

**HITACHI HEAT RESISTANT FINE POLYMER
FOR SEMICONDUCTOR DEVICES**

 **Hitachi Chemical Co., Ltd.**

HEAD OFFICE No. 1-1, 2-chome, Nishishinjuku, Shinjuku-ku, Tokyo 160, Japan
Tel. Tokyo (346) 3111 Telex: J24379(KASEI HIT) Cable: KASEI HITACHI TOKYO
OVERSEAS OFFICES ■U.S.A. New York Office 437 Madison Avenue, New York, N.Y. 10022, U.S.A. Tel: (212) 838-4804 Telex: (23) 223128 HCH UR
■West Germany Dusseldorf Office Immerman Str. 43,4000 Dusseldorf
Tel: (0211) 353407 Telex: (41) 8588483 HCD D

spillproof

ASCII encoded keyboards.



Serial output from \$57.*
Parallel output from \$49.*

RCA VP-600 series ASCII keyboards are available in two formats: 58-key typewriter format for alpha-numeric entry. Or a 74-key version, featuring typewriter format plus a 16-key calculator-type keypad. Both can be ordered with parallel or serial output.

Spillproof keyboards.

These keyboards feature modern flexible membrane key switches with contact life rated at greater than 5 million operations. Plus two key rollover circuitry. A finger positioning overlay combined with light positive activation key pressure gives good operator "feel," and an on-board tone generator gives aural key press feedback.

The unitized keyboard surface is spillproof and dustproof. This plus high noise immunity CMOS circuitry makes these keyboards particularly suited for use in hostile environments.

All operate from low power 5V DC, excluding implementation of RS232C.

For more information, contact RCA Customer Service, New Holland Avenue, Lancaster, PA 17604.
Or call our toll-free number: 800-233-0094.

Parallel output keyboard features:

- 7-bit parallel ASCII encoded output. Buffered CMOS and TTL compatible. Drives 2 TTL loads.
- Even parity bit, unbuffered.
- Keydown, keydown, strobe, strobe handshake signals.
- Power-on LED indicator.
- 20-pin PC board header connector.

Serial output keyboard features:

- 3 ASCII encoded outputs: EIA RS232C compatible. 20 mA current loop. TTL.
- Switch-selectable data format.
- Six baud rates, switch-selectable.
- Power-on or "prompt" LED indicator.
- 25-pin output socket mates with male "D" cable connector.

*OEM pr.ce.

RCA

St.-Gobain purchases Olivetti share

The purchase by St. Gobain-Pont-à-Mousson, Paris, of some 15% of C. Ing. Olivetti & Cie., the Italian office equipment maker based in Ivrea, near Turin, should strengthen the French conglomerate's diversification into electronics. The deal has reportedly found explicit support from the French government and backing by the Trade Commission of the European Community. It seems to presage a move by some in Europe to establish a **strong continental industry linkup that would be capable of competing with U. S. and Japanese giants, in particular with IBM Corp.** St.-Gobain currently controls 22% of CII-Honeywell Bull and makes no secret of its ambition to eventually obtain majority control of the Franco-American mainframe maker. CII-HB has been looking for a distribution network for the line of electronic office-equipment it plans to unveil shortly, and the tie-in with Olivetti could fill the bill. Olivetti, which has recently signed agreements with Japan's Hitachi Ltd. and the U. S.'s IPL Systems Inc. on medium-sized and large computer leasing, would win access to St.-Gobain's considerable cache of investment funds. St.-Gobain last year also began setting up Eurotechnique SA, near Marseilles, a joint integrated-circuit venture with National Semiconductor Corp.

Omega initiates touch sensors for wristwatch

The prestigious Swiss watch company Omega is introducing what it says is the world's first wristwatch to use touch sensors at this week's Basel Watch Fair. The quartz watch **boasts nine different programs activated by rubbing a finger over a flat capacitive sensor surface** and identified by symbols. It uses a 70-mm² complementary-MOS microprocessor chip and a specially developed linear chip to handle the sensor's signals. Research work on the sensor problem was begun at the Centre Electronique Horloger at Neuchatel and developed by Bienne-based Omega. The watch has a 12-digit, two-row multiplexed liquid-crystal display showing the time in hours, minutes, and seconds and the day and date, plus these programs: chronography with a split-lap possibility and 24-hour capacity, countdown functions with a signal given at a specified time, an alarm on a daily or a one-time schedule, chiming of the hours, two agenda functions for storing information (like a birthday) with a displayed signal, and a second time-zone indicator. The watch is some 9 mm thick, 35 mm long, and 34 mm wide (0.35 by 1.4 by 1.3 in.). Omega says the watch, to go on sale this summer, is geared for mass production. The price is about \$280.

UK to test electronic mail

An electronic mail service some 50 times faster than the conventional 50-/75-baud Telex service and incorporating sophisticated store-and-forward terminals will go on trial in the United Kingdom later this year. The tests, to be held by the British Post Office at 150 sites, are paralleled by similar moves in Europe and Canada and **aimed at establishing an international electronic mail service**, designated Teletex, by 1982. West Germany in particular will establish its public national Teletex service next year. The new services will be compatible with existing Telex service and also with the BPO's viewdata service. The modular terminals for the UK trials are built round a store-and-forward switching unit from Racal-ESL Ltd. that interfaces both with the Telex net and with a 2,400-baud modem. A cathode-ray-tube display, a printer, and disk storage are also available.

Thomson-CSF to enter VLSI lithography arena

Thomson-CSF figures it has the technology and the marketing muscle to become a major supplier worldwide of lithography equipment for very large-scale integrated circuits and will back its instrument-making subsidiary Cameca with some \$20 million to get into the business. Prototypes of a 1- μ m wafer stepper and a direct-writing electron-beam machine will come out of the parent company's central research laboratory by the end of the year. **The wafer stepper's specifications call for a throughput of up to 80 4-inch wafers an hour** with an alignment accurate to $\pm 0.2 \mu\text{m}$ for chips up to 10 by 10 mm. For the electron-beam unit, the throughput will be 10 3-in. wafers an hour at 1- μ m line widths, with 0.3 μm possible at a lower throughput. The Paris-based company says its machines will be competitively priced.

Phillips launches its first 16-bit minicomputers

Four minicomputers and a microcomputer are the first products from Philips Data Systems France using Philips' new 16-bit FAST n-MOS P 800 microprocessor [*Electronics*, Nov. 22, 1979, p. 63]. The Paris-based firm notes that software developed for Philips' 8-bit minicomputers can be used without modification in the new 16-bit devices. **The P 853, P 854, P 858, and P 859 minis, as well as the PSBC P 870 single-board computer, are all designed for industrial production applications.** The P 853 can handle up to 64 kilobytes of erasable programmable read-only memory. It uses software developed for its predecessor, the P 851, but with a 15% improvement in average time per operation. With 32 kilobytes of memory, the P 853 will sell for about \$4,900, nearly \$300 less than a comparable P 851 configuration. The top-of-the-line P 859 has 16 registers and a maximum memory capacity of 1 million bytes. Cycle time is 0.65 ns. (See also story on p. 82.)

Oki gives up plans to buy U. S. chips

Oki Electric Industry Co. has announced that it is abandoning plans to have Silicon Valley firms make chips under contract for the U. S. market. The company says it ordered samples from three unnamed suppliers but was dissatisfied with the quality. For the moment, **this decision eliminates Oki's American "base," but the company is carefully studying construction of a plant there instead.** It asked for the samples last year because its domestic plants are too swamped to supply all the demand coming from the U. S. Oki supplied the masks for complementary-MOS large-scale integrated circuits for watches, among others.

Siemens' Ink-jet printer triples predecessor's speed

Upgrading its PT80 impact printer, Siemens AG is coming out with an ink-jet version, the PT80i, which, at 270 characters per second, is three times faster than its predecessor. The new version, introduced at the April 16-24 Hanover Fair in West Germany, uses an 8085 microprocessor to control the bidirectional printing mechanism, the optimum direction depending on the makeup and layout of the text. Bidirectional printing ensures that the print head covers as few empty areas as possible. The head has **12 vertically arranged ink jets that can produce up to 125 different high-quality characters in a 12-by-9-point matrix.** The machine, which uses regular paper, can be switched for normal, cursive, and wide-character (twice as wide as normal) printing. With appropriate character generators, the PT80i can produce national alphabets as well as the standard ASCII international character set.

VALOX[®] 700 FAMILY RESIN Electric Utility.



The new VALOX 700 Family of mineral reinforced thermoplastic polyester resins brings cost/performance utility to electrical and electronic applications. Something metal, nylon and thermosets can't.

UTILIZE VALOX RESIN, NOT METAL.

Compare VALOX resin's design and production versatility to metal's, and you'll specify VALOX resin. With broad UL recognition, 94 V-0 flammability performance and inherent electrical insulation, VALOX resins go where metals can't. VALOX resins also provide corrosion-resistance, molded-in color and a substantial weight reduction. Secondary finishing operations are virtually eliminated, and this, together with lower material costs, gives you a net cost savings per part. That's utility.

UNLIKE NYLON.

Unlike nylon, mineral-reinforced VALOX resins maintain consistent electrical and mechanical properties over varying conditions of heat and moisture. What's more, the stability and creep resistance of VALOX 700 resins surpass those of nylon.

ELECTRICALLY SUPERIOR TO THERMOSETS.

VALOX resins provide the electrical properties of thermosets—and then some—with the mechanical performance and processing characteristics of a PBT. Superior dielectric strength and dielectric constant versus phenolics, DAP and alkyd. But unlike those of thermosets, VALOX dielectric properties remain stable over heat and humidity. And VALOX resins give you a UL 94 V-0 rating with zero arc tracking, a first for thermoplastic polyesters.

FREE BROCHURE.

Electric utility. Specify it, by specifying one of many mineral-reinforced VALOX 700 Family resins for your next electrical/electronic application.

For more information on VALOX resins, write General Electric Company, Plastics Division, VALOX Products Section, One Plastics Avenue, Pittsfield, Massachusetts 01201.

© Registered trademark, General Electric Company.

GENERAL  ELECTRIC

Circle 69 on reader service card

AMI PRESENTS THE FIRST SECOND

WE PUT THE FILTERS ON-BOARD WHERE THEY BELONG.

Why didn't anyone think of that before? Because they don't think like AMI. Here we take a systems approach to circuit design. That means putting all kinds of features on the chip that you'd normally have to solder onto your board.

Our new S3501/S3502 μ -LAW CODEC set is a prime example of this thinking. The unique partitioning eliminates cross-talk. The advanced system architecture and MOS design techniques allow both parts to breeze past the AT&T

D3 and CCITT G.712 specs. And both operate independently in either synchronous or asynchronous mode.

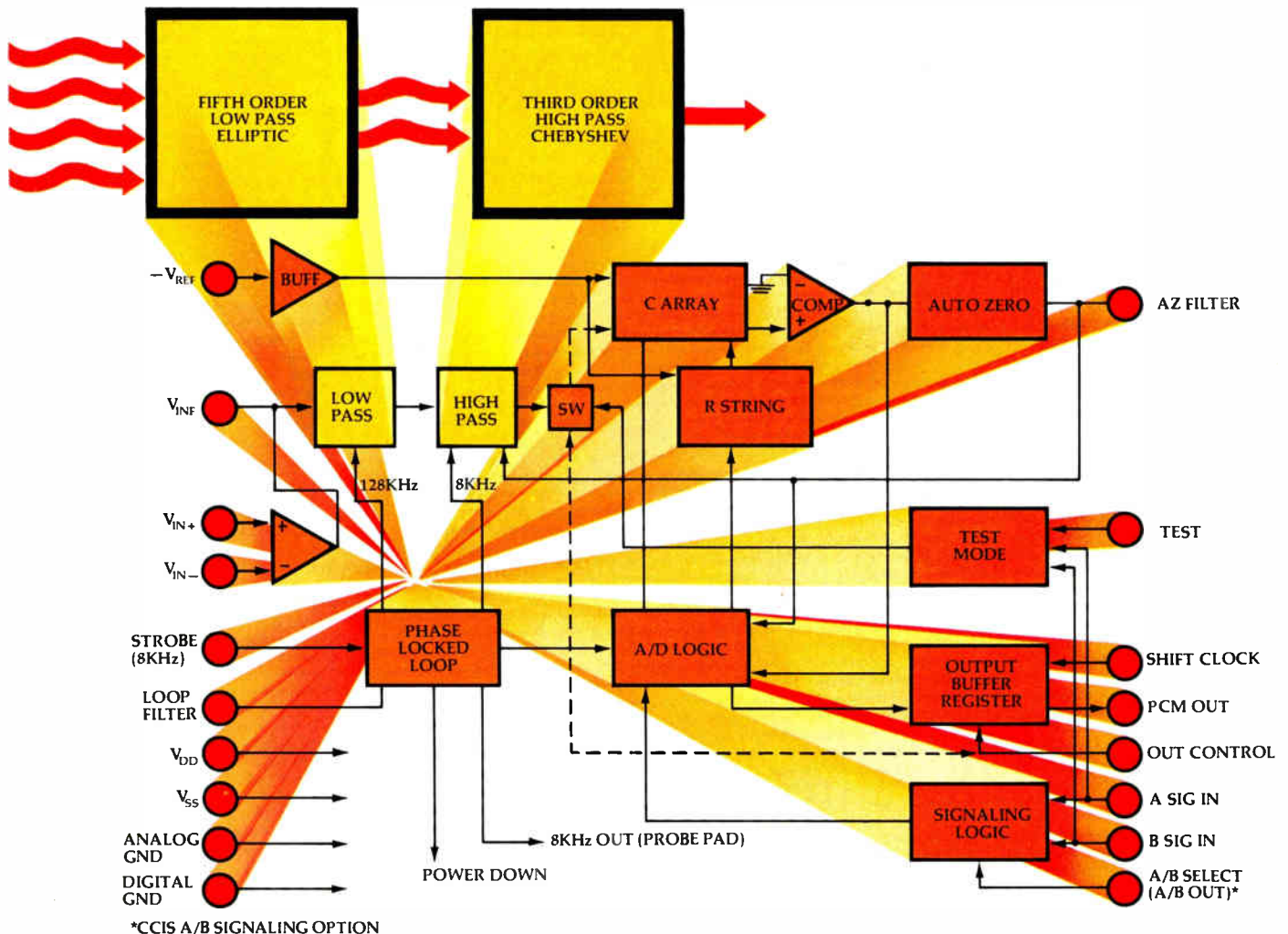
All aboard for lower-cost systems.

Besides having the band-limiting filters on each chip, we've also built Phase-Locked Loops that generate all internal timing requirements from the 8 KHz strobe. So you don't have to worry about those extra clocks. And the PLL gives automatic power-down inherently. On the encoder, you'll find a Dual-Band-

width Auto-Zero loop, which provides fast acquisition of system offsets on channel power up. And the decoder's filter has a built-in sine x/x correction. Yet, with all the on-board extras, our CODEC set doesn't take up much real estate. The S3501 Encoder comes in an 18-pin DIP; the S3502 in a 16-pin package — machine insertable!

But that's not all. Our CMOS design requires only two power supplies. And it has a typical active power dissipation of 125 mW for the set — about a third the power needed by most first generation CODECs which do not have filters!

S3501 Encoder



*CCIS A/B SIGNALING OPTION

GENERATION CODEC

More than a CODEC: a commitment.

We've helped change the way people communicate longer than any other MOS company. In 10 highly productive years we've produced systems-oriented circuits for Northern Telecom, ITT, Western Electric and GTE, to name a few.

Recently, we've used our systems expertise to develop a family of standard telecom circuits.

At present, family members include Digital Tone Generators for DTMF dialing. Pulse Dialers for converting rotary dial phones to push button phones. Tone Ringers

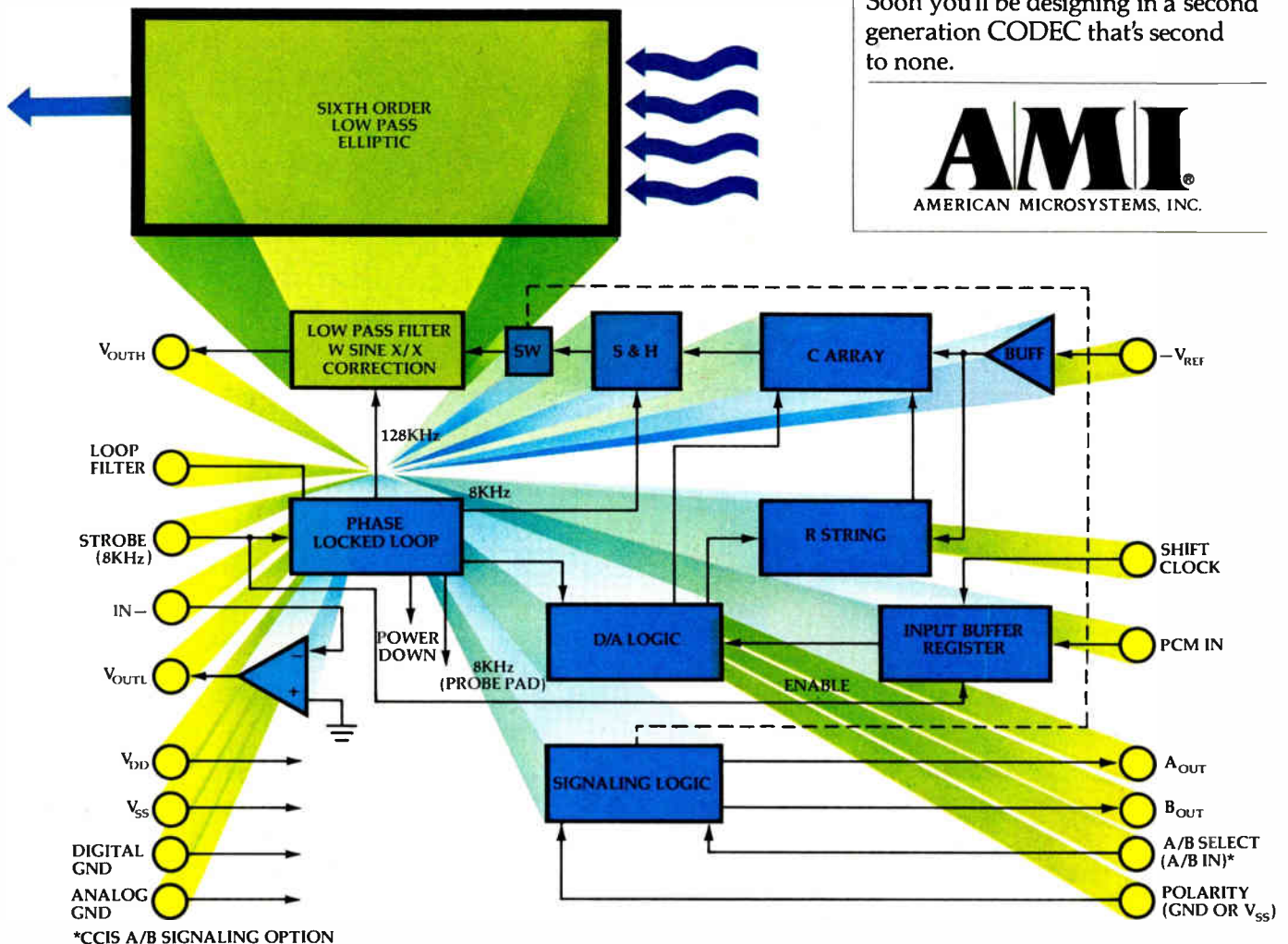
to replace the mechanical bell. And Repertory Dialers which permit one-touch dialing of numbers stored in our CMOS RAMs.

Extensive R&D on the CODEC led us to a unique capability — design of switched capacitor filters and linear functions in MOS. We'll soon announce a DTMF band-split filter using this technology to provide superior dial tone rejection and separation of high group and low group tones. And you'll also find these unique capabilities in the S3503/S3504 A-Law CODEC Set, to be introduced shortly.

Be among the first to get a second generation CODEC.

If you're working with PCM voice communication systems— Channel Bank, Central Office, PBX, remote switch and transmission equipment—get in touch with your nearest AMI sales office right away. Calif. (213) 595-4768, and (408) 738-4151; Fla. (305) 830-8889; Ill. (312) 437-6496; Ind. (317) 773-6330; Mass. (617) 762-0726; Mich. (313) 478-9339; N.Y. (914) 352-5333; Pa. (215) 643-0217; Tex. (214) 231-5721; Wash. (206) 687-3101. Or contact us at AMI Telecommunications Marketing, 3800 Homestead Rd., Santa Clara CA 95051. Phone (408) 246-0330. Soon you'll be designing in a second generation CODEC that's second to none.


S3502 Decoder



AMI
AMERICAN MICROSYSTEMS, INC.

PANDUIT™ MAS-CON™

Mass Terminated Connector Assembly System



PANDUIT REDUCES YOUR INSTALLED COST

Fast, reliable connections with discrete wire and flat cable at low installed cost

The MAS-CON system mass-terminates both discrete wire and notched flat cable without insulation stripping. No need to crimp or hand load contacts into housings.

Wires snap quickly into unique wire retainers in the connector and are held securely, prior to termination.

Compact, inexpensive, easy-to-use bench presses terminate both through-circuit and end-circuit connectors with discrete wire or flat cable. Interchangeable unit die sets meet all termination and notching requirements.

The versatile MAS-CON system includes: insulation displacement connectors (.100" and .156" centerline spacing); matching header assemblies; harness board accessories; polarizing keys; manual and pneumatic hand tools; bench presses; and unit die sets.

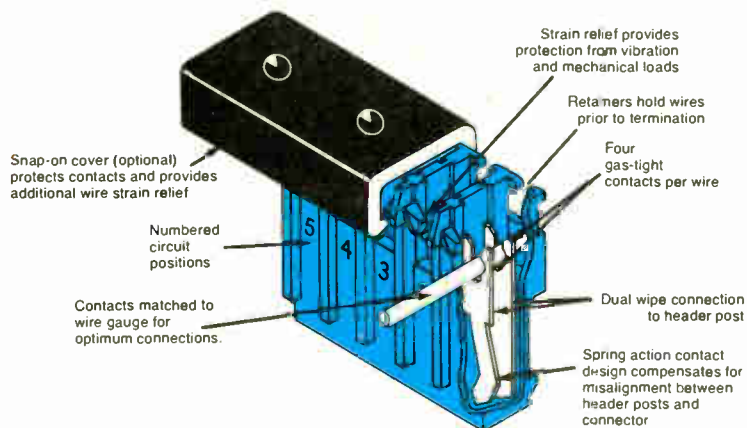
Immediate shipment from stock.





PANDUIT REDUCES YOUR INSTALLED COST

DESIGN FEATURES OF MAS-CON™ CONNECTORS



.100" CENTERLINE CONNECTORS NOW AVAILABLE

Visit PANDUIT at ELECTRO '80
Booth No. 2054-2058

Ask for free demonstration and cost analysis.

FREE SAMPLES

The Reliables... Wherever Electricity Is Used



ELECTRONIC PRODUCTS GROUP

Tinley Park, IL 60477 • Phone: (312) 532-1800
In Canada: Panduit (Canada) Limited

**Will they
commit the
resources
we
need?**





When it's TRW, the answer is yes.

Resources—facilities, people or capital—the TRW Electronics Group has all three and will commit them to your product program requirements. At TRW/ECG, this kind of tangible commitment is a standard company practice—not just an important-sounding phrase.

The long-lasting relationships that TRW/ECG has with its customers are based on much more than product quality, delivery or price. The relationships may have begun with these essentials, but are maintained by our customers' knowledge that they

have a dependable supplier.

To start the process that will make you one of the many organizations that have a long-range, resource-committed association with TRW, call any TRW/ECG sales office or Renfrew, Electronics in Canada.

You'll find them listed in EEM, Gold Book, Electronics Buyers' Guide, Who's Who in Electronics, the Electronic Industry Telephone Directory and the Electronic Buyers' Handbook.

TRW CAPACITORS
TRW CINCH CONNECTORS
TRW CINCH-GRAPIK
TRW GLOBE MOTORS
TRW INDUCTIVE PRODUCTS
TRW IRC NETWORKS


TRW IRC RESISTORS
TRW LSI PRODUCTS
TRW OPTRON
TRW POWER SEMICONDUCTORS
TRW RF SEMICONDUCTORS

TRW ELECTRONIC COMPONENTS GROUP

DIVISIONS OF TRW INC.

5725 East River Road • Chicago, Illinois 60631

PERFORMANCE BEYOND PRICE



Just what you expect from Data Precision.

The Portable 900 Series.

3 1/2 Digit Multimeters Capacitance Meter Temperature Meter

If you think every hand held unit in our 900 Series delivers the performance, ease of operation, accuracy and dependability that comes with a high price tag...you're right. Except for one thing—the high price tag.

We designed and built our 900 Series to deliver performance above and beyond price. That's Data Precision performance.

Whether your needs call for a bench or field instrument, you can fill your voltage, current, resistance, capacitance or temperature measurement needs with one of our 900 Series units.

3 1/2 Digit Multimeters...

Model 936: \$159.

Model 935: \$139.

These hand held portable 3 1/2 digit multimeters deliver 29 ranges and full function capability, 0.1% basic accuracy, protection up to 6kV spikes, easy push button operation, and hi/lo ohms excitation. But listen closely... there is one difference between them. The Model 936 features audible continuity beep and overvoltage alarm. Both these units are tough enough for the field and have the accuracy you need for most bench applications.

Capacitance Meter...Model 938: \$169.

This 3 1/2 digit 0.1% accuracy capacitance meter features measurement ranges 0.1pF to 2000 μ F, immediate direct reading, push button selectability, exceptional accuracy and easy operation. The 938 will outperform all other capacitance meters, DC time constant meters, and even bridges costing 2 to 5 times as much!

Temperature Meter...Model 940: \$189.

All the bench and field accuracy you need is built into this lightweight, one hand operational unit. It reads -60° to 150°C or -85° to 302°F, delivers 0.1° resolution below 200° and comes with a detachable 6" semiconductor probe with 4' cable. It maintains 0.4°C or 0.7°F accuracy and has an extremely short settling time for rapid reading.

Every 900 unit will perform for up to 200 hours on a standard 9V transistor battery.

Performance beyond price? We're totally convinced that our 900 Series will give you just that. That's why we fully warranty every 900 unit for two years. They're that good.

Now...convince yourself.

For immediate delivery, demonstration, or further information, contact your local Data Precision distributor or call:

(800) 343-8150

(800) 892-0528 in Massachusetts

Prices USA

Visit us at Electro--Booths 500,502,504

 **DATA PRECISION**[®]
A DIVISION OF ANALOGIC CORPORATION

Data Precision Corporation, A Division of Analogic Corporation, Electronics Avenue, Danvers, MA 01923 (617) 246-1600, TELEX (0650) 921819.
For demonstration circle #76

For additional information circle #77

96-by-96-cell array processes images in real time

by Kevin Smith, London bureau manager

Using 8 processors per chip, prototype breaks TV camera image into 9,216 elements processed in parallel

Conventional serial digital computers have proved slow and altogether ill-suited to pattern recognition. To break a long-standing roadblock that has prevented the development of optically guided robots, reading ma-

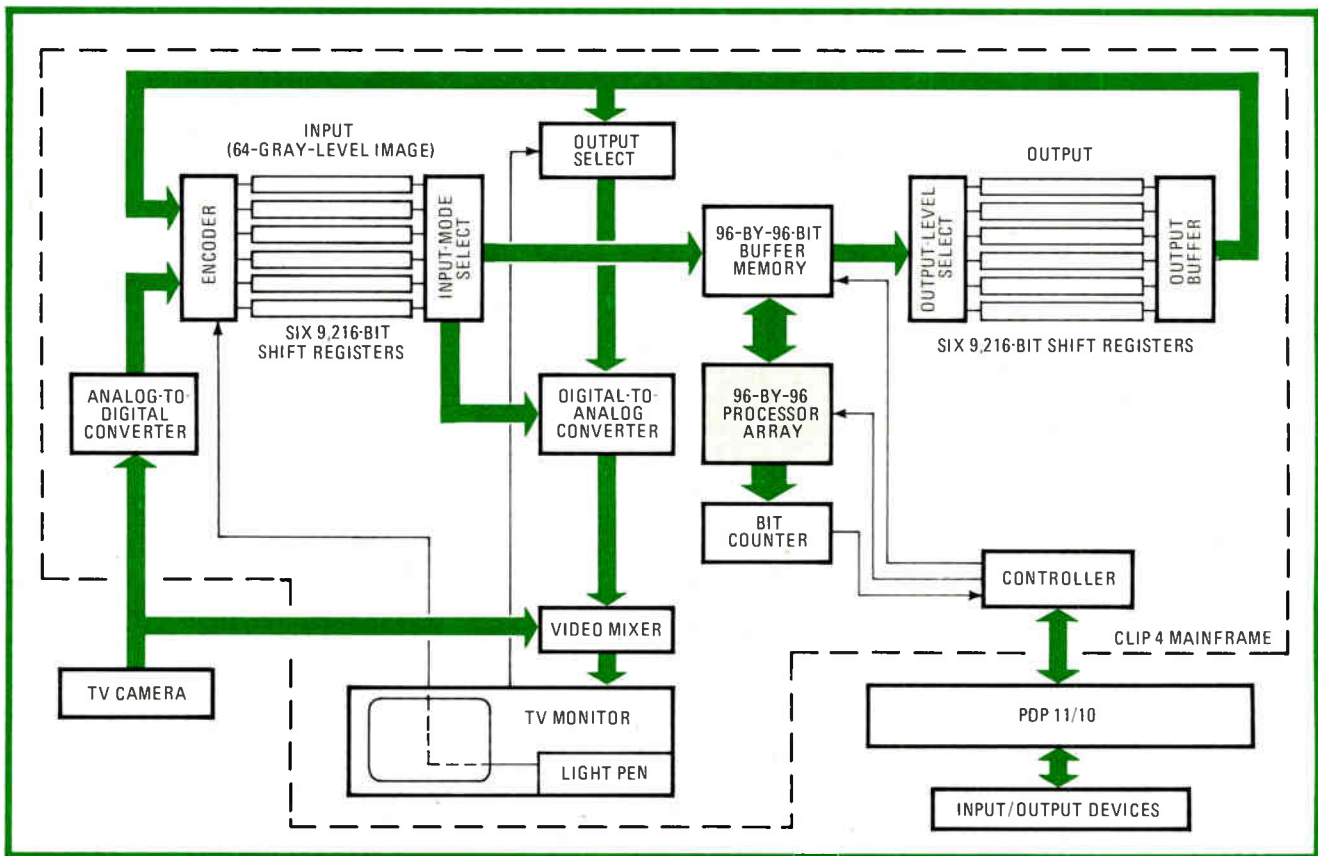
chines, and inspection systems, researchers at University College, London, are exploring alternative approaches using an army of parallel processors.

Now being commissioned there, under the direction of Michael J. Duff of the department of physics, is an array processor called CLIP 4— for cellular logic image processor— comprising 9,216 1-bit processors in a 96-by-96-cell array. Unlike conventional optical character recognition machines, the CLIP 4 can pro-

cess images in real time and interfaces with a TV camera that transmits a picture having 64 levels of gray.

Though primarily a research tool, the processor, which was funded by Britain's Science Research Council, may soon be doing a real job: one machine has already been provisionally ordered by the Medical Research Council, which plans to use it for chromosome identification and classification.

Work on parallel processors at



Getting the picture. The CLIP 4, from University College, London, contains 9,216 1-bit processors, each corresponding to one pixel. It processes images, from TV camera, having 64 levels of gray. Gray scale is converted into 6-bit code stored on six 96-by-96-bit pages.

University College dates back to 1973, but it was not until this year that Duff was able to get his ideas translated into silicon. In the final version engineered by the custom design house, Swindon Silicon Systems Ltd., and processed by General Instrument's Microelectronics division, eight units are packed onto a single n-channel MOS chip approximately 180 mils on a side. The chip sits in a 40-pin package and is clocked at 1 megahertz (though the design target was 5 MHz). Each unit contains a single-bit Boolean processor, a 32-bit memory, and gating logic connecting neighboring units.

One for one. Extremely fast image processing is achieved by providing one image processor for each picture element in the camera image. Since many operations carried out during pattern recognition are localized, each processor both sends to and receives from its eight immediately neighboring cells. In seeking the edge of an object, for example, all picture elements are simultaneously examined in relation to their neighbors to identify those where black elements abut white ones.

A central controller transmits instructions to all the processors in the array, defining which of 16 possible Boolean operations are to be performed and setting up lines that control the flow of data both on chip and between chips. The controller is microprogrammed, with the control instructions stored in a semiconductor random-access memory for flexibility.

The whole system interfaces with a television camera and monitor through two groups of shift registers, each of which can store a 96-by-96-element image coded as a 6-bit gray scale (see figure). Analog-to-digital and digital-to-analog conversion between the registers and the camera and monitor, respectively, proceed at the full video rate.

Pages. Instead of handling all 6 bits that describe each portion of the image as a group, the computer processes six 96-by-96-element pages, each element of which contains a single bit of the 6-bit code. Single-bit pages of data are loaded serially into

the first group of six 9,216-bit shift register external to the array. Their content is then reconfigured into another six 9,216-bit shift registers, which discharge their data into the array rows.

Duff estimates that a commercial version of the processor would cost in the region of \$140,000 to make. That is probably some 10 times too expensive for general-purpose applications, but he can already see inspection tasks—especially in medical research—where the array image processor's labor-saving potential would pay for itself.

Though directed specifically at image processing, the University College work is part of a growing interest in parallel processing. The definitive paper on the subject dates back to S. H. Unger in 1958 and from it has stemmed several machines. But before parallel processing takes over from the Von Neuman computer, Duff remarks, people have first to learn how to write high-level programs for them.

West Germany

Image processor eliminates the grays



Optoelectronic methods for identifying characters, symbols, and object shapes automatically do not work reliably when the characters or objects involved have ill-defined, low-contrast edges or poor-quality surfaces. Researchers at Siemens AG have now found a simple way to overcome this limitation.

The method, developed at the company's Munich labs by Günter Doemens and Ulrich Hendricks, allows positive identification even of highly blurred images of characters or objects. Using analog techniques to convert images into blacks and whites only, it also considerably reduces the amount of data that must subsequently be processed.

Borrowed. In implementing their method, the researchers borrowed heavily from the physiology of human perception. As they explain

it, a person differentiates between objects essentially by their edges; that is, he perceives primarily intensity changes, or transitions between light and dark, rather than absolute light or dark values. Mathematically, this kind of edge perception can be interpreted as a multidimensional image differentiation.

Such differentiation can be imple-




Differentiation. Siemens uses CCD technology to convert the poor-quality image at top (shown here in full contrast) first into one with the edges accentuated and the blurred areas suppressed (middle) and then to one whose internal areas have been made either pure black or pure white (bottom).

mented electronically by, for example, analog shift registers based on charge-coupled-device technology. With sufficiently fast microelectronic elements, even real-time image processing is possible.

That, indeed, is what Doemens and Hendricks have realized in a laboratory-type analog image-pro-

The world's most respected 50 MHz Pulse Generators

Systron-Donner's 110 Series



110D mix mode provides complex waveform capabilities.

Maximum versatility. Dual channel Model 110D. Actually two pulse generators in one compact instrument. All pulse parameters except repetition rate may be controlled separately for each channel. Variable output to 18 V in a ± 18 V window. 5 ns to 500 ms transition times. Synchronous and asynchronous gating. Square wave. Double pulse. 1K or 50 ohms output impedance. Price: \$2750.*

The ideal logic tester and much more. Model 110C. Capable of testing most logic families as well as satisfying pulse requirements for circuit design, signal processing, radar, rf switching, laser and nuclear research—and more. Same basic specs as Model 110D above but single channel output. Price: \$1375.*

The standard of the industry. Model 110B. Literally thousands in use. Simultaneous positive/negative output is a key feature of this reliable workhorse. Variable transition times. Less than .05% jitter, less than $\pm 3\%$ aberrations. Price: \$1650.*



For details on 50 MHz Pulse Generators and the complete S-D Pulse Generator line, contact your local Scientific Devices pulse specialist, or get in touch with Systron-Donner at 2727 Systron Drive, Concord, CA 94518. Phone (415) 676-5000.

*U.S. prices only.



S-D. The pulse generator people
And a lot more.

SYSTRON DONNER
PUT OUR PERFORMANCE TO THE TEST

Circle 79 on reader service card

cessing system they have put together using commercially available parts. It operates at a clock rate of 1 megahertz, which corresponds to a processing speed of 1 million analog picture elements, or pixels, per second. Once completed, the system will first be used in house for handling as yet unspecified tasks on Siemens' automated production lines.

Digital, computer-based systems, Doemens says, require minutes, rather than seconds, for processing an image and are therefore ill-suited to automated production. Siemens' system owes its speed to direct analog and real-time processing methods, eliminating the time-consuming data storage and retrieval needed for digital techniques.

From a blurry, low-contrast pattern with all its gray shades (see top photo), the new system produces a high-quality purely black-and-white image. First, the poor-quality pattern is scanned with a television camera using CCD sensors or with a linear array of diodes. The resulting analog voltage values, which are proportional to the image brightness, are continuously fed through a CCD shift register serving as an analog buffer memory. It can hold a matrix of six by six pixels.

Two-stage process. The pixels are then differentiated in all four directions of the matrix. In this process, the blurred or unsharp areas on the image surface are suppressed and the edges are accentuated. The image—its edges already well defined (middle photo)—is then fed to another analog CCD buffer memory, this one holding a matrix of five by five pixels. Next, by way of a so-called edge-detection logic circuit in the buffer, the image data is evaluated in all directions for all spots of maximum brightness, in order to make the edges even sharper.

Finally, in the last stage, a complete black-and-white image is produced by filling in the areas between the edges (bottom photo). This is done by assigning black and white values to the appropriate spots.

Since the image content is now made up of only black and white elements, with no gray shades, it

constitutes a binary representation. This spells a considerable reduction of the amount of data that must be processed in any subsequent object identification.

-John Gosch

France

Method ups laser diodes' performance

This month, researchers at Thomson-CSF's Central Research Laboratory at Corbeville, southwest of Paris, reported in scientific journals on both sides of the Atlantic a pair of noteworthy results in its effort to push the performance of solid-state optoelectronic lasers: a gallium aluminum arsenide laser with an exceptionally narrow output beam and a room-temperature gallium indium arsenide phosphide laser diode on an indium phosphide substrate.

Sandwiched in. Both lasers have a double heterostructure, meaning that the active layer is sandwiched between layers of a different semiconductor material, grown by low-pressure metal-organic chemical vapor deposition (MO-CVD). This technology has high promise for stripe-geometry lasers because the thickness of the active layer and the doped layers that sandwich it can be closely controlled even over a large substrate area.

Jean Pascal Duchemin, who heads the laser materials research team at Corbeville, is quick to point out that his group is not the first to fabricate a double-heterostructure laser using MO-CVD. A team from Rockwell International Corp. reported that some two years ago. However, Duchemin adds that his group works with a horizontal reactor that can handle several 2-inch wafers at a time instead of an experimental vertical reactor.

For production. "Our method is suitable for mass production," he maintains. At the moment, Thomson has no timetable to shift to MO-CVD technology for the stripe lasers, fabricated by conventional liquid epitaxy, it actually has on the market,

although it could happen within a couple of years.

The new GaAlAs laser is highly suitable for optical communications, Duchemin says. Its emission wavelength is 8,300 angstroms, a good match for optical fibers. The stripe, 300 micrometers long, is 5 μm wide and only 700 \AA thick. As a result, the beam divergence (measured at the half-power points) is only 26° in the direction perpendicular to the plane of the active layer, so that most of the light output can be coupled into the fiber. What's more, the pulsed threshold current is low, typically 100 milliamperes. Some of the lasers have operated at continuous outputs of up to 10 milliwatts, but 5 mW is more typical.

Fabrication. To fabricate the laser, the team starts with an n⁺ gallium arsenide substrate. Atop that, by MO-CVD epitaxy, goes n⁺ silicon-doped GaAlAs 1.6 μm thick. Then comes the 700- \AA active layer, essentially GaAs, since its composition is Ga_{0.92}Al_{0.08}As. It is topped by a zinc-doped p-type GaAlAs layer 1.7 μm thick on the p side.

After the contact layers are evaporated on, the stripes are delineated by shallow proton bombardment. Finally, the wafer is separated into individual chips, with sawed sides and cleaved faces 300 by 350 μm .

The researchers also have managed to fabricate double-heterostructure laser wafers using quaternary materials by the MO-CVD method. Their first devices emit at 1.15 μm , but as the fabrication method is optimized, Duchemin expects to see the wavelength move up to about 1.6 μm , another low-loss window for fiber-optic communications.

As far as Duchemin knows, his team is the first to achieve a gallium indium arsenide phosphide laser on an indium phosphide substrate that operates at room temperature. In this case, the substrate is tin-doped InP about 5 square centimeters in size. Then comes the first confining layer, n-type InP 2.2 μm thick. The active layer is 0.2 μm thick and undoped; it consists of Ga_{0.20}In_{0.80}As_{0.43}P_{0.57}. Last, there is a p-type InP layer 2.2 μm thick. Broad-area lasers



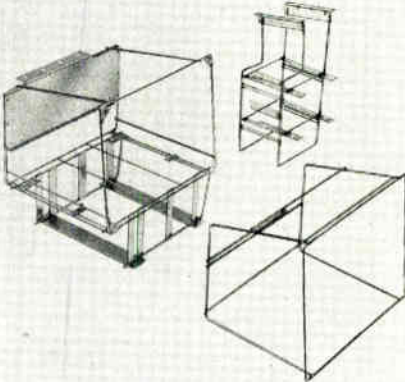
IT'S THE RIGHT COMBINATION IN DISPLAY MONITORS... YOUR REQUIREMENTS AND OUR KNOW-HOW

In an industry dominated by a few large suppliers, your special needs are frequently ignored. So you have no recourse but to design your system around the same old CRT display.

But now you have a choice, because at TSD standard monitors are built to your exacting specifications.

12- and 15-Inch Models
Available From Stock

And we can supply...

the entire monitor	the electronics (with and without the CRT)	or the welded wire frame (configured to your specifications)
		

All TSD Display Monitors feature:

Wide Video Bandwidth • Extremely Good Linearity • Uniform Characteristics Across The Entire Screen • Brightness Limiting to Prevent Phosphor Burn • Very Fast Vertical Retrace Time • A Minimum MTBF of 10,000 Hours • A Skip Scan With a Settling Time of Less Than 20 Microseconds • Ease of Maintenance

And there are NO delays in delivery.

Let us tell you more about what is really new in CRT Display Monitors. Call or write today, and we shall give you the whole story.

TSD

TSD DISPLAY PRODUCTS, INC.

35 Orville Drive • Bohemia, New York 11716/Tel. 516-589-6800 • Telex 14-4659

"AT ELECTRO, SEE OUR DISPLAY AT THE HOTEL LENOX"

Circle 81 on reader service card

TOTAL FREQUENCY CONTROL

FROM ERIE

HIGH FREQUENCY AT CRYSTALS



Erie AT Crystals are used over the frequency spectrum from 950 kHz to 200 MHz. Low temperature coefficient, extremely high Q, economical. Used in TCXO and VCXO oscillators, temperature controlled and, non-controlled oscillators, and filter applications. All size cans.

LOW FREQUENCY CRYSTALS



Low frequency crystals are available from 1 kHz to 1MHz in a broad variety of crystal holders and mounting configurations. Erie is a leading source for all types of high quality, Low Frequency Crystals.

CRYSTAL OSCILLATORS



Erie offers a broad range of economical as well as highly sophisticated Crystal Oscillators. These small size oscillators are available in a wide range of frequencies. Hermetically sealed crystals assure long term stability. Design assistance available.

CRYSTAL FILTERS

Erie quartz crystal filters are specified for use in communications receivers as well as for radar, sonar and space applications.



Write for brochure describing Erie Crystals, Filters, Oscillators and Ovens.

ERIE

ERIE FREQUENCY CONTROL DIV. OF
ERIE TECHNOLOGICAL PRODUCTS
Carlisle, Pa. 17013
717/249-2232

Electronics international

measuring 125 by 400 μm with this structure have exhibited a calculated pulsed threshold current density of 5.9 kiloamperes per square centimeter.

-Arthur Erikson

The Netherlands

Philips to push small computers

NV Philips Gloeilampenfabrieken is out to establish itself more firmly in Europe's small-computer market. Drawing on the experience it has gained with more than 100,000 office-type installations—from banking terminals and accounting machines to small-business computers—the company's Data Systems division has come up with its P4500 interactive business computer system. It can be used in stand-alone applications, as well as in distributed data networks.

Having its debut at West Germany's April 16-24 Hanover Fair, the P4500 supplements and is compatible with Philips' P400 line of small-business computers. The Dutch company has sold about 2,000 units in this line, helping it to grab a sizable share of Europe's small-computer market. "With our new entry, we are determined to increase that share and thus strengthen our position," says Harry Barenbrug, product man-

ager for small-business computers at the Data Systems division in Apeldoorn, Holland.

Team. One feature that Philips hopes will make the P4500 successful is the system's "team processor" architecture. This design allows each work station to function as an independent communications tool and gives computer power to everyone in the organization who needs it. That, plus what the company says is a powerful instruction set, provides the user with facilities such as true multiprogramming and the ability to handle up to 32 different application programs simultaneously.

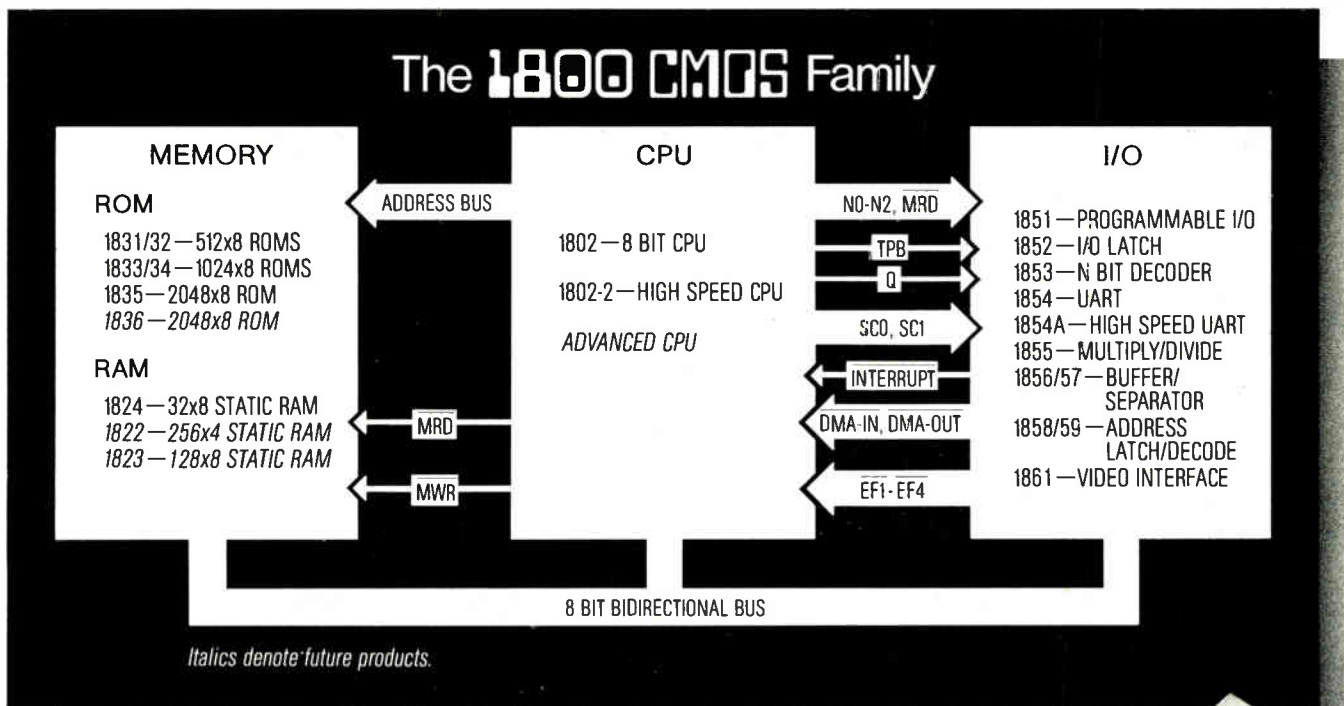
Other sales arguments the firm is banking on are the system's economic applications software and its ergonomic design. The keyboard, for example, is claimed to be unique because of its low profile (see photo), which makes for convenient, fatigue-free operation. Also, the flicker-free screen of the cathode-ray-tube terminal can be tilted for different viewing angles and adjusted for lighting levels to suit ambient conditions. What's more, there is no glare or reflection from the screen.

Spread out. The P4500 spreads computing power around in an organization. Work stations can be located anywhere—at the shop floor as well as the boardroom—enabling the system to function as a source of information and as a data processor. Its ability to handle 32 application

A choice. With built-in data-communication facilities, Philips' P4500 multiprocessor computer can stand alone or serve as part of a network, like this travel agency work station.



Hughes Semiconductor Products Delivers CMOS Microprocessors ...and More.



Hughes delivers a complete 1800 CMOS Microprocessor Family in both commercial and military versions.

The commercial grade devices provide low power, wide operating temperature range and the expected high noise immunity of CMOS to such diverse applications as data processors, portable instrumentation, process controllers, and complex electronic games.

The military grade version, screened to standard military reliability requirements, offers the same CMOS advantages and the exacting performance demanded by such programs as space telecommunications, aircraft navigation controls, and geophysical data logging. These units, as well as the commercial units, are available in either a 4 to 6.5 volt or 4 to 12 volt operating range.


The 1800 CMOS Microprocessor Family offers an extensive complement of memory and I/O devices,

including such new parts as the 1851 Software Programmable Input/Output Port and the 1855 Eight-Bit Expandable Multiply/Divide units. In addition, several new support devices are being designed for introduction in 1980.

The support doesn't end at the device level; Hughes offers an inexpensive, easy-to-use Hughes Microprocessor Development System which includes a real time hardware emulator. High level software language is also available. In addition to the 1802 CMOS Microprocessor, the Hughes Development System supports other industry-standard microprocessors.

Write for our new 24-page, 1800 CMOS Product Guide; for further information, call (800) 854-3515 or (714) 759-2907.

Solid State Products Division
500 Superior Avenue
Newport Beach, CA 92663



Hughes Aircraft Company Solid State Products Division
500 Superior Avenue Newport Beach, CA 92663

I would like more information on the Hughes 1800 CMOS Family.

Name _____

Company _____ Title _____

Address _____

City _____ State _____ Zip _____

Telephone _____ Ext. _____

Application _____


E 4/80

FISH GOTTA SWIM, BIRDS GOTTA FLY.



Land or sea, ITT Jennings's RF titanate capacitors meet the requirements for a small, powerful, and reliable component. They offer capacitance ranges from 25 to 1000 pF, and working voltages from 5 to 15 KVDC. They can be produced with a variety of dielectric materials. They are small in size, with high KVA ratings. And they have been proven in a variety of applications.

If you are designing or developing mobile, airborne, or marine communications gear—including antenna couplers, or if you have applications such as dielectric, induction heating or RF sputtering equipment, these new RF capacitors are probably just what you're after.



And, our new higher rated SC Series for broadcast equipment offers even greater capabilities with ranges to 32 KV and 5,000 pF.

Write us at 970 McLaughlin Ave., San Jose, California 95122 for more details. Our phone number is (408) 292-4025.

JENNINGS ITT

DIVISION OF INTERNATIONAL TELEPHONE AND TELEGRAPH CORPORATION

Circle 84 on reader service card

Interconnections driving you haywire?

See page 179

84 Circle 260 on reader service card

Electronics international

programs simultaneously, Barenbrug says, allows it to keep virtually all files in the organization up to date.

A typical configuration has 256 kilobytes of main memory and 40 megabytes of disk storage—all in a single housing the size of a filing cabinet. The high-end configuration boasts 1 megabyte of main memory and 600 megabytes of disk storage; it can handle virtually any practical number of work stations. The basic cycle time for the main memory is 600 nanoseconds for 2 bytes, and the access time checks in at 550 ns.


The multiprocessor architecture delegates functions normally performed by a conventional central processing unit to intelligent, special-purpose processors, thereby relieving the CPU of large amounts of routine work. This concept, Philips says, allows even the smallest configuration to have a sophisticated combination of facilities—such as multi-programming, transaction and batch operation, and data communications in different protocols simultaneously. In addition, it can diagnose its internal procedures, which will aid preventive maintenance.

Software. Furthermore, Philips offers application software packages to be customized by the user; they thus retain an individual character but do not have the high cost associated with individual, tailor-made programs. The main programming language is ANSI-standard Cobol, the well-proven language for business applications.

The P4500 will go to market during the first half of this year in five European countries: Austria, Belgium, the Netherlands, Switzerland, and West Germany. The rest of Western Europe will see it during the second part of 1980. Starting in 1981, the system will go on sale elsewhere around the world.

Prices run from \$50,000 to \$250,000. A basic system could be configured with a 256-kilobyte main memory, a 1-megabyte flexible disk drive, removable- and fixed-disk drives each with 20 megabytes, four CRT-terminal work stations that include a small hard-copy device, and a 300-line-per-minute printer. -J. G.


Electronics / April 24, 1980




SCOUT[™] MINICOMPUTER WITH ISOLITE[™]
INSTANT SELF-TEST FOR VIRTUALLY
ZERO DOWNTIME.

ISOLITE CIRCUIT AUTO-
MATICALLY TESTS EACH
BOARD IN SCOUT SYSTEM.

RED LIGHT SHOWS BOARD
BEING TESTED. IF LIGHT
GOES OFF, BOARD IS GOOD.
IF LIGHT STAYS ON,
BOARD IS BAD.



USER REPLACES BAD BOARD WITH
SPARE 6.25" X 8.3" CARD IN
3 MINUTES. NO TECHNICAL PER-
SON OR OEM SERVICE ENGINEER
REQUIRED TO MAKE REPLACE-
MENT. MAINTENANCE COSTS DRAS-
TICALLY REDUCED.




SAVE MONEY WITH SCOUT.
GET 16-BIT CPU WITH 32K
BYTE RAM, I/O AND CARD
CAGE FOR \$985 LIST PRICE
{VOLUME PURCHASE DIS-
COUNTS APPLY}. CALL
OR WRITE FOR MORE
INFORMATION.

 **Computer Automation** NAKED MINI[®] Division
WHERE OEM'S COME FIRST.

18651 VON KARMAN, IRVINE, CA 92713, PHONE (714) 833-8830, EXT. 455.
SCOUT AND ISOLITE ARE TRADEMARKS OF COMPUTER AUTOMATION, INC.

Circle 85 on reader service card





Managing the unmanageable: 57 tons of engineering data-- cataloged, collated, cross-indexed and cross-referenced for you.

That's *processed* information.

Any number of companies would like to help you with your information processing.

But only Information Handling Services provides you *processed* information . . . engineering data that's already been cataloged, collated, cross-indexed and cross-referenced for you. So that when you need one important catalog page, Industry Standard, Mil Spec or Government Spec, you can get it. Faster than with any comparable system in the world.

In other words, what you get from Information Handling Services isn't hardware that helps process data.

It's processed engineering data, presented in a useful, usable form.

The most comprehensive engineering data base in the world.

We've been gathering and distributing engineering data for over twenty years. In the industrial area alone, we currently have over 23,000 different manufacturers' catalogs. Plus the most comprehensive collection of Military Specs in the world. Along with 90% of the world's most important Industry Standards. In fact, our total data base now incorporates more than 8,000,000 pages of technical information.

Fast, easy access.

Even more important, we've organized all this information into a system that delivers fast access. All you do is identify the product in which you're interested. Our unique Locator Index then directs you to the catalogs you need, to all appropriate Industry Codes and Standards, to Government and Military Specifications, even to International Standards. In minutes.

One thousand people working for you.

Information Handling Services does a better job of providing you with *processed* information, because we originated Visual Search Microfilm Files (VSMF). Today, our engineers spend tens of thousands of manhours each year simply organizing and cataloging technical data, to make it easier for you to use. For that matter, we have more than 1100 employees now producing a wide variety of information services ranging from manufacturers' catalogs to Military Specifications and Standards, and from an Industry Standards service to Federal Documents, including the Code of Federal Regulations.

Interested?

Find out for yourself the difference between information processing and *processed* information. We have a complete information package that will give you more details, and that can help you determine which of our many information services might best relate to your work. Just write: Dept. 480, 15 Inverness Way East, Englewood, CO 80150. Or call (toll free) 1-800-821-2280, ext. 301 (in Missouri, call 1-800-892-7655, ext. 301.)

**Not information processing,
but *processed* information.**



Information Handling Services

An Indian Head Company

Circle 87 on reader service card

ROUND TRIP 8-BIT B

OUR NEW 8-BIT ADC'S AND DAC'S GIVE YOU A GREAT ONE-WAY OR ROUND-TRIP PACKAGE, AT A PRICE THAT'S UNBELIEVABLE.

Now you can get in and out of your μ P for the lowest fares in town.

Our AD7574 comes as low as \$5 in 1000's, and offers specs and features you expect only from more expensive hybrids. Our AD7524 is priced even lower — \$3 in 1000's. Take them together and you've got a complete, reliable A-D/D-A μ P interface for only \$8.

OUR AD7574 IS A HIGH PERFORMANCE 8-BIT ADC WITH SUPER SPEED, SUPER SPECS.

First, we're fast. We use the successive approximation technique to give you an accurate 8-bit A-D conversion in as little as 15 μ s. But there's more to high performance than speed. That's why our AD7574 has

**A-D
D-A**

its own internal comparator so you never have to fiddle with external components to get full 8-bit transfer accuracy. And our internal clock oscillator runs only during conversion for minimal power dissipation. In addition, the AD7574's small 18-pin DIP size, monolithic reliability, +5V supply, and the low power consumption inherent in CMOS make it perfect for applications in avionics, instrumentation and process automation.

DIRECT INTERFACE TO μ P.

Our AD7574 has great handshaking ability for quick and easy μ P interfacing. And all conversion operations are controlled by just two input signals, \overline{CS} and \overline{RD} , available in every μ P system.

8080

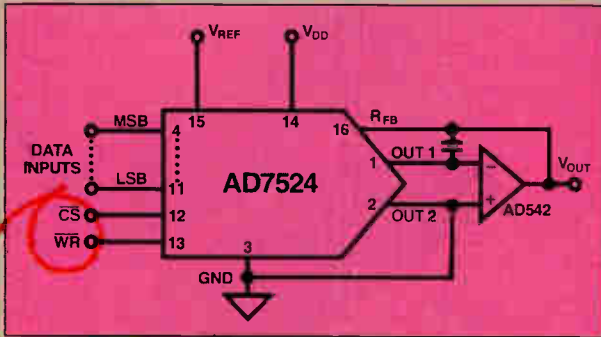
DATA BUS

With its three-state logic outputs, the AD7574 allows easy connection to any μ P data bus or system I/O port. And to make interfacing even easier, you can treat our AD7574 just like memory.



US FARES. \$8. WOW!

OUR AD7524 IS AN 8-BIT DAC WITH LATCHES, AND ACCURACY TO $\pm 1/8$ LSB.



DIRECT CONNECTIONS TO YOUR MP'S CONTROL BUS!


We've taken one of our high performance 8-bit multiplying digital-to-analog converters and added level triggered latches — with on-chip control logic for extended interfacing capabilities. So our new AD7524 can be easily connected to nearly all 8-bit μ P's, as well as I/O ports that provide latched data, without the need for supplementary circuitry.

Our AD7524 also features full four-quadrant multiplication so it can accept both negative and positive variable references — a big plus for applications in digitally controlled gain setting,

signal control and attenuator circuitry. Other pluses with our AD7524 include advanced thin-film on CMOS fabrication for accuracy to $\pm 1/8$ LSB, single-chip construction for increased reliability, guaranteed monotonicity over the entire operating temperature range, +5V to +15V supply range, and a low 20 milliwatt power dissipation.

AND THE PRICE IS RIGHT!

Bus in with our AD7574. Bus out with our AD7524. Or go round-trip with both. No matter which way you go, you won't find better fares than Analog's. To get all the facts on these two exciting new full performance μ P-compatible converters, call Doug Grant or Don Travers at (617) 935-5565. Or write Analog Devices, Inc., P.O. Box 280, Norwood, MA 02062.



WE'VE GOT 'EM BEAT COMING AND GOING!

 **ANALOG DEVICES**

WAY OUT IN FRONT.

Analog Devices, Inc., Box 280, Norwood, MA 02062;
East Coast: (617) 329-4700; Midwest: (312) 894-3300;
West Coast: (714) 842-1717; Texas: (214) 231-5094;
and representatives around the world.

Circle 89 on reader service card

IDC

Socket Connectors—IDS Series

For pluggable termination of cable to header mounted on PCB. Single piece body for easy assembly, fewer parts to inventory. Cover latch and optional strain relief for operational reliability.

Transition Connectors—IDT Series

Used to attach cable permanently to PCB. Has rugged single piece design for fast assembly and high reliability. Cover latch swivels for easy cable insertion.

Cable Plugs—IDP Series

Offer fast, easy plugging of cable to PCB directly or into DIP sockets. Tapered pins assure quick, easy insertion into DIP sockets. One unit design speeds handling and assembly. Cover latch swivels for easy cable insertion.

Headers—IDH Series

Mounts permanently to PCB and accepts socket connectors. In straight or right angle mounting—for solder or wrap/pin termination. Handy ejector/latch available—when closed it locks socket into place and serves as ejector when open.

Laminated Flat Cable

RN offers both cable and connectors—your assurance of “single source” reliability. Available in white or color coded 100 foot rolls in 10 thru 50 conductor sizes.



has it now...a truly economical

flat cable system

for high speed assembly
using tooling you already have

This RN IDC System delivers what engineers want ...

- Advanced automated manufacturing facilities enable RN to cut costs — pass the savings on to you
- Fewer pieces for faster assembly, reduced inventory
- Can be assembled with IDC tooling already in place
- Each connector made more rugged, more resistant to shock, vibration and cable strain
- Assured reliability and compatibility of cable and connectors — RN supplies both

Economical, easy to use — once properly adjusted, all RN IDC connectors can be assembled with a simple base plate change



Hand Held crimp tool for assembling IDP series Cable Plugs and IDT series Transition Connectors



Bench mounted crimp tool for assembly of all RN IDC connectors.

WRITE TODAY For new Robinson-Nugent Insulation Displacement Connector catalog with complete specifications and dimensions on the entire IDC product line.

FOR A SAMPLE of any one of these RN IDC connectors please write on your company letterhead.



RN ROBINSON NUGENT, INC.

800 East Eighth Street, New Albany, Indiana 47150 • Phone: (812) 945-0211 — TWX: 810-540-4082

Circle 91 on reader service card

Turn your test data into decisions.

Miles of test system print-outs are a problem when you don't have time to dig in and analyze them. You're liable to find the cause of a problem too late to do anything about it. Which means you've lost time, money and maybe a customer.

That's when you need Integrator® II. It can take your reams of test data and synthesize them into usable, action-oriented technical and management reports. Continually. Or on command. And it can control, manage and communicate device programs for up to eight remote test stations, whether you're using our Sentry® or Sentinel™ systems.

Integrator is a powerful host



computer that gives you information you can use to get the most out of your test equipment. You can make informed decisions affecting process, yields and quality control in minutes. Rather than weeks.

Integrator hardware is modular and can be configured to match each specific user application. Software and firmware have been prepared specifically for semiconductor

testing. You get all the basic tools needed to make timely, effective decisions. At a surprisingly affordable price.


So when your time is tight and you've got to turn data into decisions, look into Integrator. Call us at (408)

998-0123. Or write Fairchild Test Systems Group, 1725 Technology Drive, San Jose, California 95110.

FAIRCHILD

A Schlumberger Company

**The
First Family
of ATE.**



on reader service card

R&D: some strategies that work

From TI's OST and IDEA to Motorola's road maps, companies find ways to encourage innovation

by James B. Brinton, Boston bureau manager

It can be hard to make a case for research and development funding in an economy in which inflation and the prime rate hover in the 20% range. Investments like Treasury bills offer a safer return on short-term investment than R&D—whereas for every 5 or 10 ideas, only one may prove a commercial winner. But U.S. business must “gamble” on R&D in the face of increasing competition from Europe and Japan and therefore must try to minimize risk through better management and the technique known as cooperative research.

Texas Instruments Inc., Dallas, offers a good example of the quandary in which many well-managed technologically based firms find themselves today. Over the past decade, TI's growth rate has been about 15% yearly; with inflation nearing 20%, 15% “growth” is contraction in real terms.

“The gap [on return] between very ordinary types of investment and R&D should be greater,” says

George H. Heilmeier, vice president for corporate research, development, and engineering. “The potential for innovative technological investment isn't as great as it should be; after all, you invest in R&D because you think the payoff's going to be greater [than with a safe investment].”

Heilmeier is not just talking about TI or the high-technology industries, but about the economy in general. R&D funding is becoming a problem of resource allocation, and consequently, research managers are looking for more cost-effective ways to spend scarce R&D dollars, with better management occupying a top spot as a key strategy.

TI's R&D funds do not seem scarce. According to Heilmeier, the firm invested about \$155 million in R&D during 1979, and he expects the figure to rise, both as a percentage of sales and in dollar terms, in 1980.

OST. Many of TI's R&D “gamble” will probably pay off; the company has the reputation of being one of the best-managed high-technology firms, and many of its competitors pattern their management structures after TI's OST—for objectives, strategies, and tactics—approach. OST allows the company to have separate strategic and operating budgets and a dual reporting system in which project-oriented management groups concentrate on future growth areas while a more conventional operating management addresses present profits.

OST is highly structured; managers are continually being measured relative to preset goals that are themselves under continuing review. Zero-based budgeting helps trim unhealthy programs from corporate

plans before they become drains on scarce resources. Even so, TI's managers felt the need for something more.


“The key is to keep the ideas flowing,” Heilmeier says. To create this environment, the company came up with the appropriately named IDEA—for identify, develop, expose, act—system. IDEA is designed to uncover innovation anywhere within the firm and thus the ideas and talented people that might form the cores of new ventures.

IDEA amplifies. The IDEA approach is not designed as a filter. “If only the good ideas are tolerated,” says Heilmeier, “soon there won't be any ideas.” Instead, the company considers IDEA an “amplifier” for management, exposing those in charge of OST to the sort of subtle and risky ideas from which important innovations may spring—raw material, as it were, for the OST system.

Under the system, an engineer approaches an IDEA representative



The man from OST. TI's Heilmeier wants R&D spending to be made more attractive



Pathfinder. Motorola technology vice president Cooper uses a “road map” system.

Inside the news

with a proposal that is outlined on a one-page form. The IDEA representative may approve the proposal on the spot, granting the proposer up to about \$25,000 in company funds and up to six months of effort. This seed money is spent to prove to management that an idea can work, not to ensure that it will.

If the employee's proposal falls on deaf ears, it can be placed before any other IDEA representative within the firm; there are about 40 of them throughout TI, and as a group they dispense about \$1 million yearly in such seed money. If an employee can get the approval of any one of them, he can go ahead, regardless of the number of times he has been turned down in the past.

From 30% to 50% of the IDEA proposals get funded, and some have led to the sort of product that in other circumstances might have been the germ of a new company. Among them were TI's \$19.95 digital watch in 1977 [*Electronics*, Jan. 22, 1976, p. 44] and the speech synthesizer used in *Speak & Spell* [*Electronics*, Aug. 31, 1978, p. 109] and its teaching machine descendants.

Beyond the IDEA stage, OST takes over and there is more formality about the process of approving or denying an R&D proposal. But the system has proved its merit by allowing some wild ideas to surface in the usually stuffy environment of a large corporation.

Closet technique. That is a rare phenomenon, according to Guy L. Fougere, vice president of Arthur D. Little Inc., Cambridge, Mass., who says that the risk-reward climate in U.S. firms is so pervasive that in some, valuable research is carried out secretly, without management approval, until a product is capable of making a case for itself. Alternatively, he notes, lead times are falsified and goals made overly conservative to protect technical managers from the attacks of higher managers with accountant mentalities made narrower by the present weakness of the economy.

The importance of TI's cultivation of ideas in a low-risk environment is that it enables a large firm to move

with some of the flexibility of a small company while still maintaining advantages of size, scale, and capitalization. There is good reason for large firms to want some of the characteristics of small ones: small companies, with their quick turnaround time from idea to product and their less formal innovation procedures, generate proportionately—and some times absolutely—far more innovation, growth, and jobs than larger ones (see Editorial, p. 24).

According to reports from the Massachusetts Institute of Technology, the American Electronics Association, the Canadian Federation of Independent Businesses, the Department of Commerce, and others, small firms innovate and provide jobs more efficiently than large companies. An Office of Management and Budget study is typical; it shows that between 1953 and 1973, firms with fewer than 1,000 employees accounted for almost half of the major innovations in the U.S. Further, the ratio of innovations to R&D employment was four times greater in such small firms than in larger ones. The total cost per R&D scientist or engineer is almost twice as great in larger firms as in those employing 1,000 or fewer. In spite of this record of efficient innovation, small business received only 3.5% of Federal R&D support in 1977, the year of the study.

Big growth. According to a 1978 AEA study, employment growth in newer, smaller firms was 115 times greater than that in companies more than 20 years old and 55 times greater than that in firms 5 to 10 years old.

Obviously, much of this apparent efficiency is due to the lack of constraint that TI's Heilmeier addressed. Thus, TI's IDEA system seems a good model for companies trying to deal with the problems of size while simultaneously retaining some of the growth potential of innovation-rich, small enterprises of the type scoring so well in studies.

Thomas A. Longo, vice president and chief technical officer of Fairchild Camera and Instrument Corp., Mountain View, Calif., would approve of OST. Electronics companies generally lack "long-term, noncyclical management objectives," he says

and offers this background:

"Consider the cycles in electronics R&D over the last three decades. The traditional R&D powerhouses of the 1950s, like RCA, General Electric, and others, may have made the initial investments in semiconductor development, but none really made it big in the field." That was the role of others, "many of them startups who were not bound by traditional management systems. These new firms capitalized on the groundwork laid by traditional firms."

"Now," he continues, "the irony is catching up with these second- and third-generation companies. They must turn inward for the fundamental work now necessary, and they must realize that this carries with it the need for management to change its time constants." R&D goals must be set, and paths must be laid out to reach them. Managers find that they must take a long-term view despite the dynamism of their market—or perhaps because of it.

Applied, not basic. Longo feels that little basic research is done in the semiconductor industry; what research there is, he feels, is typically applied research or development. Whatever it is called, Fairchild is buying more of it: "About a year ago, we decided to significantly increase our R&D budget. Our acquisition by Schlumberger [*Electronics*, June 7, 1979, p. 42] reinforced this decision."

In an effort to bring technological research and product generation closer together, "Fairchild now puts three quarters of its R&D funding in the operating business entities and the rest in a central lab. That is a shift from our 1960s policy of spending two thirds of our R&D money in the central lab; obviously we shifted many technical people along with the money," Longo says.

At Motorola Inc., Schaumburg, Ill., there is a fairly new strategic planning system operating that, like OST, appears to be a form of management by objective. About five years ago, according to Martin Cooper, corporate vice president for technology, Motorola's board chairman, Robert W. Galvin, ordered his company's divisions to start plans to map the future of each major product line, not merely in market

terms but in terms of the challenges and opportunities of emerging technologies as well.

After about three years as an experimental exercise, the system went fully on stream 18 to 24 months ago, with visible results: a bookcase full of "technology road maps." A typical road map might be an inch-thick looseleaf analysis of each product line with quantitative projections of the lines' future that are repeatedly updated.

Ten-year trip. The road map is the responsibility of a product line manager, who must project 10 years ahead, extrapolating the future of products not yet out of the lab. A typical set of charts might look like a set of compound, overlapping bell curves as products are introduced, penetrate the market, mature, and decline in sales, to be replaced by others. The road map also includes technology forecasts and suggested resource allocations.

One major purpose of the road map is to bring omissions to the attention of management. The maps are reviewed twice yearly for each product line at sessions attended by Motorola president William J. Weisz, board chairman Galvin, and other senior officials. R&D funding

decisions are based on a road map's projections, including the product line manager's perceived needs to achieve expected sales.

A second effect is that during this evaluation, executives from a variety of levels within Motorola argue, cajole, compete, and generally communicate, generating constructive heat and energy. As with TI's OST, Motorola's road maps are an institutionalized attempt to open lines of contact and communication between the upper and lower strata of the company.

Each research project is justified by showing what sales or marketing goals would be missed if the R&D program were not funded at the time, rate, and magnitude suggested. By reviewing the product life cycles shown in the road maps, Motorola executives have a better feel of which research investments are the most profitable, according to Cooper. And to keep managers technologically abreast, there are technology road maps too; for example, Motorola's engineers keep a road map on photolithographic techniques, not because the firm plans to enter that field, but because photolithography paces semiconductor development, and advances there mean

changes in product and market opportunities.

Thus, says Cooper, R&D funds are allocated on a product line basis, and are proportional to the income from that profit center. There are some areas where needs exceed the funding ability of a profit center. According to John F. Mitchell, Motorola's executive vice president and assistant chief operating officer, 20% to 30% of product line projects are funded beyond a line's ability to pay and thus get their money directly out of the corporate till. Examples of heavy funding include the firm's 16-bit 68000 microprocessor [*Electronics*, Aug. 16, 1979, p. 95] and cellular, land-mobile communications system.

Meetings and modules. Data General Corp., Westboro, Mass., organizes its strategic planning much like TI's OST program, "though it's not nearly so structured," according to Jeffrey C. Kalb, engineering vice president. "Management goals are written in both growth and profit terms," he says. That makes it hard to sacrifice growth for short-term profit, and it also allows a manager to lose money, as expected, during the cash-intensive, early days of a product's development. Beyond that,

The NSF's SBIR program

Washington's National Science Foundation (NSF) manages an effort to aid innovation in small business. It is known as the Small Business Innovation Research (SBIR) program, and its goal is to solicit high-risk, potentially high-payoff research proposals from small business.

SBIR is a three-phase program that first surfaced in the mid-1970s as a program called Small Business Innovation Applied to National Needs, and Congress has been increasing its budget ever since, though perhaps not in constant dollar terms. In October 1979, the NSF made 54 awards under SBIR totaling about \$1.3 million, all of them covering Phase 1 efforts in such areas as advanced instrumentation and technology to aid the physically handicapped. In response to its solicitation, the NSF received 408 proposals from companies ranging in size from 1 person to more than 350 employees.


The first two phases are funded by the NSF, and a third is targeted for venture capital funding by private industry. Phase 1 awards are limited to amounts of \$25,000 or less and to a period of six months. According to the NSF, the size and duration of the first phase serves as a filter for the hundreds of proposals from small businesses while limiting the initial risk.

There is no preset limit on Phase 2 funding levels, although there are constraints. A typical Phase 2 effort will

pay for two to three person-years of effort at the principal investigator level, but in addition to a second research proposal, there is a requirement for follow-up venture capital from a third party in an amount at least equal to the funding requested from the NSF. An average Phase 2 award is for about \$200,000. This requirement acts as a "coupling" to the marketplace and tends to ensure that the work funded in Phase 2 is going to demonstrate some return on investment in the form of a new product, capability, or service. The NSF refers to this as "socioeconomic benefit from Government research." The committed venture capital funds a potentially open-ended Phase 3. According to an NSF source, "Federal funds are for research; private venture capital funds development toward commercial objectives."

The NSF claims that SBIR may be one of the fastest and most capital-efficient ways to bring new technology to the attention of business and the market. SBIR may also be arousing international attention. As early as the spring of 1979, the Swedish Industrial Corporation and the Israel-U. S. Binational Industrial Research and Development Foundation were discussing possible funding support or joint R&D efforts with SBIR participants in return for technology licenses.

-J. B. B.



Hybrid Systems: Recognized For Reliability

Reliability. In the toughest jobs. In the most unforgiving environments. Before the first man set foot on the moon, Hybrid Systems was building quality products you can depend on. Data converters. Thin film resistors.

We're proud of our reputation as a world leader in hybrid microelectronics technology and we work hard to protect it. Nearly one-third of our employees are directly assigned to quality assurance and testing. Our engineers are as concerned with product reliability as with "State of the Art" performance. Our manufacturing techniques meet Class B standards by screening and qualification to MIL-STD-883. Class S processing can be provided.

Not all of our products go into space. From satellite systems to navigation and guidance equipment to the most demanding industrial and commercial applications, our products meet the highest standards for reliability and performance.



Whatever your needs, you'll recognize Hybrid Systems as a proven, innovative source for hybrid products. Our latest 120-page catalog presents many new data converters and other products designed to meet tough specifications. Send for your copy now.

**For performance, experience and reliability,
go with the leader.**

Hybrid Systems
CORPORATION

Crosby Drive, Bedford, MA 01730
Phone (617) 275-1570
(TWX 710-326-7584 HYBRIDSYS BFRD)

In Germany: Hybrid Systems GmbH, 61 Darmstadt, Luisenplatz 4, Germany
Tel. 6151-291595 (TELEX 419390 HYSY D)

In France: Hybrid Systems S.A.R.L.
14 Rue du Morvan SILIC 525
94633 Rungis CEDEX TLX: 250 969 HYSYS

In The United Kingdom: Hybrid (Component) Systems U.K. Ltd.
12A Park Street, Camberley, Surrey
Tel. (0276) 28128 (TELEX 858720 HYBRID G)

Inside the news

Data General has a product board of review, continuing staff meetings in the office of president Edson D. de Castro—one of the advantages of moderate size—and a general policy of encouraging ideas to “bloom early,” as Kalb puts it.

As a result, over the past decade Data General has spent just about as much on research and development as it has made in net earnings. “We’ve been within a few hundred thousand dollars of our net every year for the past 10,” says Kalb.

R&D line items are based on the programs they support—“that’s 80% to 90% of the argument right there,” Kalb says—and 10% to 20% on the discretion of management at various levels within the firm. This has worked out so that in 1978, for example, “equal thirds went to R&D on software, central processor development and refinement, and research on new peripherals.” He adds that the proportion being spent on software is growing, as might be expected, but that Data General is trying to maximize the value of its software development costs through modularity, that is, by using the software more than once. This effort, in turn, has affected hardware development.

The idea has been to design programs in sections that can be linked as needed, coupled with the appropriate header, and thus run on different machines with different end results. The trick to this tactic is to identify common code out of which different programs can be assembled and, having found it, make repeated use of it.

Something borrowed. An example of this approach’s effect on both hardware and software is the company’s forthcoming 32-bit computer. Although it will be offered with a 32-bit instruction set having more than 350 operands, it will be able to use almost all of the 16-bit software that Data General already developed for its Eclipse and Nova series. The commonality is such that the machine can run programs in which 16- and 32-bit instructions intermingle.

Consequently, while many businesses need the higher power of 32-bit machines, Data General customers will be able to run appropriate 16-bit applications software—faster—on the new machine. This capability saves software development money not only for Data General but also for users faced with developing otherwise unnecessary 32-bit applications packages.

Personal styles are important to the R&D environment, too, and Kalb insists that he wants ideas to flow

freely up from the lower ranks. “I don’t want an engineering bureaucracy; I do want a lot of thoughtful engineers,” he says. Thus he tips his hat to the spirit, if not the structure, of TI’s system.

As modular software is becoming more common at computer firms as a means of getting more use out of a line of code, modular hardware design is growing in popularity because it allows designers to spread subsystem design and development costs over a larger number of products.

Modules do the job. At Hewlett-Packard Co., Palo Alto, Calif., Al Bagley, engineering manager for the Instrument Group, notes that “development of a product is a team effort, but trying to speed things up by adding members to a team can be tricky—like asking nine women to produce a baby in one month.” Nevertheless, the development time of both digital and analog products has been speeded up.

“One way to shorten development time and extend product lifetimes as well,” says Bagley, “is to use modular construction. There are a number of areas where, if you do a good job of this the first time around, you can extend product lifetimes 8 to 10 years [before a complete redesign is necessary].” Often, such redesign as is necessary can take place at the

The unpracticed art of strategic planning

Strategic planning is not the high art it should be, in the opinion of Derek E. Till, vice president of Arthur D. Little Inc., Cambridge, Mass. “Most management in this country focuses on the short term,” he says. “Even though there’s lots of lip service given to long-range planning, R&D policies and corporate risk-reward climates just don’t reflect such planning.” Often, he says, the man on the spot is a local executive or profit center manager; not only is he expected to make a profit, but to plan for research and development for the next generation of products as well. But, as Till puts it, “he has other, conflicting interests generated by his line management responsibilities.” Thus the short-term view propagates downward in many firms.

“Even though companies are beginning to accept corporate strategic planning,” he continues, “technical strategic planning is still poorly developed and perhaps needs some innovation of its own.” Managers are now becoming willing to think about and use technical strategies, he says, but internal implementation problems are delaying their use.

“For example,” Till notes, “product maturity curves often militate against new research. Over time, a firm

spends a lot developing a new product, which can take off on a steeply rising curve of growth. This eventually flattens out into a plateau of steady sales, and though it seems foolish to expect such a plateau to last forever, some managements act as if it would. It becomes very hard within some firms to generate the backing for new R&D during a plateau phase—much less earlier, during a growth phase. But in high-technology industry, with shortening product lifetimes, it is often becoming more necessary to begin developing new capabilities even before others have reached market.”

There are some ways around the problem, not all of them pleasant. “One industry can affect another and jar it out of its lethargy,” says Till, pointing to the effect of microelectronics on the toy business. He would rather see managements trying to induce technology injection rather than reacting to it.

The other way Till sees to get a company off its plateau is to institute strong internal planning that can then enable the company itself to research and develop new technology or acquire it. That is even rarer than the unexpected injection of new technology, he notes.

-J. B. B.

Inside the news

modular level, saving development dollars.

One excellent method of boosting the return on R&D investment is cooperative research—research conducted by an academic institution for industry, occasionally with Government funding or approval. There is a natural division of labor between theory and practice, basic research and targeted development.

Although in theory it should be possible to pursue research goals more efficiently using the people and resources of two organizations rather than one, in practice it has not been easy at all. Potential partner organizations often find themselves coming to grief over matters such as academic freedom, the right to publish, and proprietary information. In addition, corporate R&D managers must justify to themselves and their superiors the expenditure of R&D funds outside their companies. Human nature is such that matters of suspicion and accountability and the diversion of funds from pet internal projects or those with visible short-term payoffs become overwhelmingly important to some firms. Still, according to Government figures, more and more cooperative research

is being done yearly, and the trend has been rising since at least the mid-1970s despite the estrangement of business and academe that followed World War II.

There were three reasons for the divergence of interests: industry began to feel that the interests of universities were separate from their own, graduate students lost interest in industrial research, and industry lost interest in basic research. Underpinning all three trends was the role of Government as a research sugar daddy during World War II, the Korean War, and the post-Sputnik era.

Now. That is the view of Denis J. Prager, senior policy analyst in the White House Office of Science and Technology Policy (OSTP). But now that economic pressures are cutting real-dollar Federal funds for R&D, the old partnership is being renewed, he says. Industry is looking more attractive as a source of funds for university work, as an employer of graduates, and even as a source of part-time faculty—and all without Government red tape. Government accountability regulations, human and animal-experimentation rules, biohazard regulations, and affirmative-action programs have often impaired the independence of the academic scientist receiving Federal

funds for his or her work.

Industry has its share of incentives, too. Research sponsored at a university offers the opportunity to gain knowledge at relatively low cost, since the sponsoring company carries essentially no regulatory burden on research—no corporate fringe benefits and usually little in the way of capital costs. Thus the universities give industry the opportunity to draw upon talented researchers without having to expand in-house facilities or hire new staff—and the isolation of “risky” basic research in a relatively low-overhead campus environment has attractions for the business mentality.

For smaller companies, there are levels of cooperation suited to their size. Various universities and firms combine in industrial associate programs, one goal of which is the quick transfer of research results from university to industry. In exchange for industry funds, the universities offer an inside track on new developments, regular interaction with faculty, and the opportunity to find areas of common interest that might result in cooperative research programs.

From the industry end, Bell Laboratories maintains a large number of individual-to-individual scientific and technical liaisons with faculty around the country. These are typically peer relationships, according to Prager and Gilbert S. Omenn, the OSTP's associate director for human resources, generally oriented toward basic rather than applied research and away from proprietary efforts. They have their foundation in the reputations of many Bell Laboratories scientists, which allows them to interact as equals with academics, something few other firms can boast.

Research consortiums offer the chance for several firms to take advantage of a school's particular talents. Though funded at only about \$500,000 a year, the Polymer Processing Program at Massachusetts Institute of Technology is one of the best known, involving up to a dozen member firms and about 25 projects in advanced chemistry, with most of the monies supporting graduate student efforts. There are similar consortiums at universities such as Cornell, North Carolina State, the University of Delaware, and Carnegie-

Control Data, Minnesota University unite

An ambitious plan to bring together industry and academic research capabilities recently culminated in the formation of a Center for Microelectronics and Information Services at the University of Minnesota in Minneapolis. So far, the only two formally declared participants in the project are the university's Institute of Technology, which incorporates many scientific and engineering departments, and Minneapolis-based Control Data Corp., whose \$2 million grant last December to operate the center represents the first industry funding. But, says William Franta, computer sciences professor and acting codirector of the center, the aim is to draw in more U. S. and international companies and at least three more universities for “cooperation on a grand scale” in research involving scientists on the campus and in the plant in such areas as large-scale and very large-scale integrated architecture and software sciences.

Franta points to the benefits of shared resources, multidisciplinary approaches to problems, and exposure of students to the interests and methods of industry as part of their training in explaining hopes for the widest possible participation of private and academic interests. Technical programs to be pursued by research teams based at the center are still in the planning stages but could be getting under way by summer 1980, he says. Organizational details still being pounded out include the thorny issue of patent and copyright sharing and the ongoing efforts to bring in additional sources as well as attempts to attract membership by institutions other than Minnesota.

-Linda Lowe

Fastest EPROM Erasing!

WITH RELIABLE **SPECTROLINE**® SYSTEMS



Whether you're erasing one EPROM chip or a thousand, you'll want the latest and most advanced UV erasing system available. We have seven high performance systems to match your specific needs and your pocket-book. Prices start at \$69.50. You can erase safely and completely in as little as 7 minutes! And each system is backed by Spectronics Corporation...**the world's largest manufacturer of EPROM-erasing UV equipment.** For more information, write or call Spectronics or your local stocking distributor.

System	Auto. Timer Shut-Off	Chip Erasing Capacity	Price
PE-14	No	6	\$ 69.50
PE-14T	Yes	6	94.50
PE-24T	Yes	9	134.50
PR-125T	Yes	16	289.00
PR-320T	Yes	36	475.00
PC-1000	Yes	72	995.00
PC-2000	Yes	144	1,495.00

IN STOCK NATIONWIDE...FOR IMMEDIATE DELIVERY!

CALIFORNIA
Cupertino
Shepardson
Microsystems, Inc.
(408) 257-9900

Los Angeles
Adco Electronics
(213) 971-5602

Orange County
Raytronix
(714) 990-8100

COLORADO
Denver
Bell Industries
(303) 424-1985

ILLINOIS
Bloomington
Technical
Representatives, Inc.
(309) 829-8080

Chicago
Claytronics
(312) 541-0387

IOWA
Cedar Rapids
Technical
Representatives, Inc.
(319) 393-5510

KANSAS
Lenexa
Component Specialties, Inc.
(913) 492-3555

Technical
Representatives, Inc.
(913) 388-0212

Wichita
Technical Representatives, Inc.
(316) 681-0242

KENTUCKY
Lexington
Lowry & Associates
(606) 273-3771

MASSACHUSETTS
Woburn
Programmable
Devices, Inc.
(617) 935-9530

MICHIGAN
Brighton
Lowry & Associates
(313) 227-7067

Grand Rapids
Lowry & Associates
(616) 363-9839

MISSOURI
Earth City
Technical Representatives, Inc.
(314) 291-0001

NEW MEXICO
Albuquerque
Bell Industries
(505) 292-2700

NEW YORK
Huntington
Modutex Corporation
(516) 549-0839

Rochester
Modutex Corporation
(716) 424-1620

OHIO
Cleveland
Lowry & Associates
(216) 398-9200

Columbus
Lowry & Associates
(614) 436-2051

Dayton
Lowry & Associates
(513) 435-7684

OKLAHOMA
Tulsa
Component Specialties, Inc.
(918) 664-2820
TPI Distribution
(918) 663-5100

PENNSYLVANIA
Philadelphia
Multi-Measurements
(215) 675-3082

Pittsburgh
Lowry & Associates
(412) 922-5110

TEXAS
Austin
Component Specialties, Inc.
(512) 837-8922

Dallas
Component Specialties, Inc.
(214) 357-6511

TPI Distribution
(214) 422-2858

Houston
Component Specialties, Inc.
(713) 771-7237

TPI Distribution
(713) 777-9862

UTAH
Salt Lake City
Bell Industries
(801) 972-6969

WASHINGTON
Seattle
Aimac/Strom Electronics
(206) 763-2300
(800) 241-6540

DEALER
INQUIRIES
INVITED



SPECTRONICS CORPORATION

956 Brush Hollow Road, P.O. Box 483
Westbury, New York 11590
(Tel.) 516-333-4840 • (TWX) 510 222 5877

DEALER
INQUIRIES
INVITED

Inside the news

Mellon University in Pittsburgh.

Less well known, but larger, are the consortiums sponsored by MIT's Energy Laboratory that offer a variety of programs to companies in that field. Malcolm A. Weiss, the laboratory's deputy director, is currently very enthusiastic about an effort called Aspen—for advanced system for process engineering.

A 150,000-line computer program for simulating fuel conversion and process engineering, Aspen was developed at the Energy Laboratory under a \$3 million Department of Energy award. "Now we are beginning to transfer this knowledge to industry," says Weiss.

Service. "For \$15,000 to \$20,000, we will teach a firm's personnel how to get the most from Aspen, we'll run some of their problems through our system, and we'll get Aspen up and working on their own comput-

ers," according to Weiss.

The firms now participating in Aspen are paying for the privilege by being guinea pigs and love it. "We know there are bugs in Aspen," says Weiss. "It's the purpose of the present program to get them out." But the program's payoff potential is so great that companies are lining up to participate in the debugging process, even though it will be published in full, perhaps as early as late 1981.

That is not surprising, since Aspen is probably the most sophisticated process-modeling system ever developed, according to Weiss. It holds the promise of designing more efficient process systems with almost across-the-board cost reductions and reduced pollution to boot. Currently, there are 40 to 50 companies getting to know the program at the Energy Laboratory. The DOE had synthetic fuels in mind when it funded development, but industry is applying it far more broadly with an eye firmly fixed on cost savings.

The Energy Laboratory's Electric Utility Workshop costs only about \$3,500 to join and gives participants access to general seminars and targeted workshops in which utility firms can discuss their needs and MIT faculty can describe current capabilities and research in which the utility companies might be interested. As a result of this exchange of information, says Weiss, "interested industry and faculty parties often agree to cooperative projects, usually short-term ones of about a year."

Some 10 to 15 such projects come out of the workshop yearly, generating \$500,000 to \$700,000 for MIT and knowledge for industry. Some projects with wide application are funded by multiple sponsors on an ability-to-pay basis; MIT retains patent rights.

The laboratory's Center for Energy Policy Research (CEPR) involves about 30 organizations at present, with more apparently on the way. They contribute to an unrestricted fund out of which MIT pays for research in any field related to energy policy. Members are assessed according to their means, with some members like the League of Women Voters, the Environmental Defense Fund, and the National Urban League paying far less than, for example, the Hughes Tool Co. or Exxon Corp. "The list of associates shows that what we are after is intelligent participation in the CEPR," notes Weiss, "feedback on our data and research results, and so on."

In addition to sponsoring research, the CEPR holds government-industry symposiums on policy issues, new concepts in utility management and control, and world petroleum supply and demand and the resulting effect on electricity pricing. One of the more interesting technical research efforts dealt with homeostatic electric control, where power to the consumer can be controlled by the utility as well as by demand alone.

According to Weiss, the CEPR is a booming success, with a waiting list of participants. And when the word gets out, the same may be said of industry-academic cooperative research in general. □

People talking to people

Cooperative research efforts linking campus and industry can give more mileage for their R&D investments, and not just for the obvious reason that shared talent and resources stretch further. The other reason is that the diverse people and disciplines they bring together often create more fertile ground for innovation. An example of such an alliance is that funded by GTE Laboratories Inc., Waltham, Mass., to study light-controlled factors in the interface between semiconductors and solvent electrolytes.

The job teams an automatic test equipment engineer specializing in such interfaces, a solid-state physics expert at the Massachusetts Institute of Technology, and a chemist at the Worcester Polytechnic Institute, Worcester, Mass. Each has full control of his own line of inquiry, but the three meet at least monthly to compare notes and discuss possible new directions their research should take.


Begun in September 1979 as a prototype of future programs—some of which now are in the planning stage—the arrangement stresses collegial, peer relationships, according to William F. Nelson, director of GTE's advanced technology laboratory. "We are careful to avoid the role of sponsor calling the tune, which I think is the usual pattern when a company funds academic research," he says. "Leaving the faculty members free to develop their own areas of interest is one way of attracting people who otherwise would not be interested in industry-related research." Their work, he feels, as well as GTE's, is enhanced even as it helps generate well-documented findings that GTE can use relative to larger research questions.

The immediate goal of the program, Nelson says, is to foster basic scientific understanding and information exchange. The longer-term criteria of success will be "if we can look back and see that an effort led to commercial applications." GTE's formal contracts with MIT and Worcester Poly include provisions for sharing rights under any patents generated by the team's research; GTE also would have a royalty-free, nonexclusive license to use any patented results of the effort. The project will run for three years, Nelson says, "giving the researchers the assured continuity they need to plan their work."

-L. L.

This is the last article in a three-part series. The others appeared on Jan. 17 and March 13.

Rockwell announces in-circuit emulation at evaluation board prices.



AIM 65-based Desktop Development Center cuts cost of R6500/1 family software and hardware design.

**MICRO
POWER**

Rockwell International announces a microcomputer development system with in-circuit emulation at the price of most evaluation boards. The heart of this Desktop Development Center is the AIM 65 Advanced Interactive Microcomputer with full alphanumeric keyboard, printer and display.

AIM 65 connects to Rockwell's System 65-bus-compatible Motherboard*, R6500/1 Personality Module and additional RAM card to achieve in-circuit emulation of Rockwell's R6500/1

single-chip microcomputer. The result: economical microprocessor evaluation, development, debugging and more. That's Rockwell Micropower!

AIM 65's resident Text and Symbolic Assembler Editor speed program development. And the Debug provides trace, edit, and breakpoint to troubleshoot software and hardware. An optional high level design language, PL/65, is available.

But the AIM 65 Desktop Development Center is more than just a development tool. Engineers use it as a self-study educational microcomputer, as a professional

printing microcomputer using BASIC, and as an OEM standard board computer.

The AIM 65 expands to include additional Rockwell RAM, PROM and ROM cards, and Rockwell Bubble Memory, as well as bus-compatible analog and solid state relay products from Burr-Brown, Compas Microsystems and others.

For more information contact your local distributor or write or call AIM 65 Marketing, Electronic Devices Division, Rockwell International, P.O. BOX 3669, RC55, Anaheim, CA 92803, (714) 632-3729.

*Compatible with EXORciser® and Micro-module bus. EXORciser® and Micromodule are trademarks of Motorola, Inc.



Rockwell International

...where science gets down to business

Slimmer PL/1 seeks popularity

Subset G eliminates problems that had made language unsuitable for smaller machines and manufacturers are starting to offer it

by Martin Marshall, West Coast Computers & Software Editor

Pushed by IBM Corp. for more than a decade as the language to end all languages, PL/1 has soured many a programmer once it was fully implemented. "It's a huge monstrosity," maintains Bruce Ravenal, president of Language Resources Inc. of Sunnysvale, Calif., and the software designer of the 16-bit 8086 microprocessor [*Electronics*, April 10, p. 14]. "It's too complex, has too many options, and it's loaded with pitfalls." Adds Dave Clouttier, software marketing manager for Intel Corp.'s single-board computer division in Hillsboro, Ore., "I don't think it was a success even inside IBM—the debugging of programs was just too difficult." But now, some timely modifications have made PL/1 a hot item among mini-computer makers and even opened the door to microcomputer applications (see p. 41).

Some 10% of the programming written for large mainframes is in

PL/1, including programs for Control Data, Burroughs, and Honeywell mainframes, as well as those of IBM. The advocates of the language point to its data typing, string handling, and powerful primitive instructions as the reasons for its use. These merits have prompted a number of representatives of computer manufacturers and users to try to improve the language by cutting it down to a more usable subset—and in the process to allow it to run on minicomputers as well as on large mainframes.

The group, which became committee X3J1-PL/1 of the American National Standards Institute, has now completed its work, and its product—titled Subset G, for general-purpose subset—should be published as an ANSI standard by midyear. As a result of this work, a rash of Subset G offerings by the major mini-computer manufacturers either has been or shortly will be introduced.

"It was only about 10% to 20% of PL/1 that was causing problems," observes committee chairman Phillip Koch of Dartmouth College. "We believe we have identified and removed these parts and thereby eliminated 90% of the difficulties." (See "Making PL/1 more usable," below.)

The net result of these reductions is that Subset G now allows mini-computer manufacturers to create compilers that are upwardly compatible with the full PL/1 language run on mainframes, while reducing by an order of magnitude both the memory space required and the possible sources of programming errors. "With its drawbacks greatly reduced, PL/1 becomes a better business language than Cobol," Koch says. "Subset G, for example, supports strings of varying lengths, which Cobol does not. Pascal in its standard form doesn't support strings at all."

Most minicomputer manufacturers were represented on the committee, and as a result several have already brought a Subset G option to market. Data General Corp. of Westboro, Mass., was the first, with a 32-kiloword (16 bits per word) Subset G compiler for its Eclipse series. Applied Information Systems Inc., of Chapel Hill, N. C., has developed a Subset G package for the PDP 11 series that can run under the RSX-11M, -11D, IAS, RSTS/E, or VAX/VMS operating systems. Next month, it will announce a 28-kiloword version that can run under an RT-11 operating system, thereby opening up applications for the LSI-11 microcomputers. The run-time library for this introduction is now

Making PL/1 more usable

Portions of the full PL/1 that were thrown out by the Subset G committee:

- Half of the scalar data types, mostly forms of complex data and little-used forms of picture data.
- Array-valued expressions, which are useful in scientific applications, but which require excessive overhead. Structure-valued expressions and mixed-aggregate-type expressions were also eliminated.
- Default, entry, and locate statements.
- User-defined names except those identified by a declare statement or label prefix.
- Many implicit conversions of data types.
- Several explicitly designated conditions and all condition prefixes.
- Controlled storage classes and reference options.

Formats were restricted to constant values and data-directed stream input/output to reduce code and simplify the compilers. Also, the "do" statement was greatly simplified and the "defined" attribute was restricted to simple and string overlay defining.

working, and the compiler (expected to be priced under \$4,000) will be available in the early third quarter. Digital Equipment Corp. of Maynard, Mass., is also believed to be readying its own Subset G package, but feels that it is too early to comment upon developments.

At Prime Computer Inc. in Wellesley, Mass., Subset G has already been bundled into a \$5,000 compiler-plus-library package. "There are a few extensions and restrictions, but our version is almost exactly Subset G," notes Jim Pules, manager of language products. The extensions include a percentage replacement statement; built-in functions for rank, byte, and trim; and an extension for read/write string files into line-oriented input/output.

They also include the use of an A format without a field width to read a variable-length input line and the use of both upper- and lower-case letters in names. The Prime implementation allows use of the options (short) specifier to control space allocations for pointer variables.


Because the Prime implementation was developed before the committee's work was made final, there also are a few features of Subset G that Prime's version does not support. For example, it does not support character indices for key files, a feature that will become available next month. It also does not allow the assignment "array equals scalar," or the conditions FIXEDOVERFLOW, OVERFLOW, UNDERFLOW, ZERO-DIVIDE, and UNDEFINABLE. "Read with set" is not allowed, nor is the string option allowed in a GET or PUT.

Wang Laboratories Inc., of Tewksbury, Mass., is expected to follow suit shortly. This summer, the company expects to announce a Subset G package for its VS and VS-100 computers. The package, which has not yet been priced, contains a compiler, a symbolic debugger, a runtime library, and an editor. The reason for going to Subset G, according to Phillip Florence, manager of new product development, is that "it offers a major, block-structured language with fully defined I/O. It can also accommodate the power of both Cobol and Fortran."

IBM, which started it all with PL/1, has also closely monitored the developments of Subset G through its committee member, Alexander J. Arthur of the Santa Teresa, Calif., division. The company did not, however, opt to go with a strictly Subset G package for its Series 1 computers. Instead, IBM will release EDX PL/1 at the end of this month. Termed an "event-driven executive," EDX PL/1 consists of two parts—the compiler and resident library (\$6,180) and the transient library (\$1,140). Both parts are required to compile and execute a program, but only the transient library is required for the execution of programs listed above.

More choices. The EDX PL/1 is generally less restrictive than Subset G and therefore offers the programmer more choices and more complexity. It does, for example, allow the full range of implicit conversions, whereas the subset restricts some. Other additions that EDX PL/1 has made beyond the subset include sensor I/O for both analog and digital material, and a full multitasking language. Also, the subset does not allow a position attribute, but EDX PL/1 does. The primary portions of Subset G that are not included in the Series 1 release are the support of asterisk-length strings, and some of the open-statement options. EDX PL/1 will support only the input, output, and update functions of the open-statement options.

The most prominent name missing from the list of minicomputer manufacturers implementing PL/1's Subset G is Hewlett-Packard Co. of Palo Alto, Calif. HP did not have a representative sitting on the Subset G panel, and it currently has no plans to implement a Subset G option. "PL/1 simply dropped off the bottom of our list of priorities," says HP 3000 marketing manager Robert Bond. "Our users have indicated they are interested in Cobol, Basic, Fortran, and Pascal, rather than getting involved in PL/1. We do, however, read reports of the Subset G activity, and every year and a half we ask the priority question anew." HP, for its part, has placed a heavy software development effort into Pascal. □




NATIONAL SEMICONDUCTORS LTD.

331 Cornelia Street, Plattsburgh, N.Y. 12901; (518) 561-3160
2150 Ward Street, Montreal, Quebec H4M 1T7; (514) 744-5507
Stamford House, Altrincham WA14 4NX, England

Circle 102 on reader service card

SOLID STATE TEMPERATURE MONITORING DEVICES MOXIE AND TFT



- TCR slopes from 4% to 300%/°C
- Temperature range -20°C to +140°C
- 1% precision tolerance available
- High reliability, excellent lifetime stability
- Direct device to device interchangeability
- Fast thermal response Time (approx. .5 sec)
- Standard TO-18 and TO-92 packages

CANADIAN THERMOSTATS AND CONTROL DEVICES LTD.

8415 Mountain Site Avenue
Montreal P.Q. H4P2B8
(514) 739-3274 TELEX 05-25277

Also manufacturing a complete line of bi-metallic switching devices

CALLS From Indep. Reps Invited

Communications

AT&T ruling faces challenges

Deregulation of all terminal equipment is welcomed by some, but CCIA plans court action over feared cross-subsidies

by Ray Connolly, Washington bureau manager

The decision in early April by the Federal Communications Commission that, in effect, permits American Telephone & Telegraph Co. and General Telephone & Electronics Corp. to compete freely after March 1982 is being hailed as a landmark action. "It removes the barricades from the door to the information age," says the FCC's chairman, Charles D. Ferris.

The decision limits the FCC's regulatory powers to only basic telephone service after March 1982 and then deregulates all terminal equipment—from telephones to computers. But Ferris, in his declaration that "the supply of communications products and services will be limited only by the ingenuity of businessmen and scientists," clearly overlooks the role still to be played by judges and lawyers as opponents of the FCC's "final decision" in the Second Com-

puter Inquiry under Docket 20828 stand ready to file court appeals.

As commissioner Robert E. Lee put it to Common Carrier Bureau chief Phillip L. Verveer during the hearing on the vote, "Who's going to sue us? 'Everybody?'" Verveer's reply: "That's a fair assumption." What potential litigants—including the Department of Justice—await is a final order now being drafted by Verveer's staff. One of them says the draft order now runs to more than 130 pages and should be approved by the commissioners by the end of April for release.

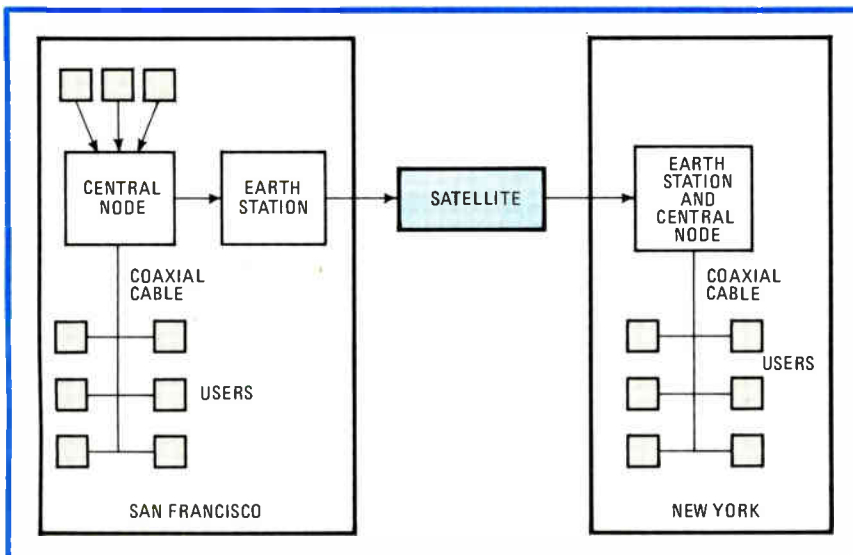
Justice Department officials are remaining silent until they study the final order, but they are clearly concerned about the FCC's interpretation of the 1956 antitrust consent decree barring AT&T from participation in unregulated markets. "The FCC's rationale," says one Justice

official informally, "seems to be that it retains regulatory jurisdiction over AT&T but will forbear from regulating in markets for enhanced equipment and services like information and data processing in favor of the competitive marketplace. The Attorney General may not buy that."

Even faster court action can be expected from the Computer and Communications Industry Association, says president A. G. W. "Jack" Biddle. The CCIA will go straight to the U. S. District Court of Appeals for the District of Columbia, instead of petitioning for reconsideration by the FCC. Biddle says the CCIA is pleased with the FCC call for arm's-length subsidiaries for the sale of enhanced services by AT&T and GTE but is distressed that manufacturing subsidiaries for customer premises equipment, or CPE, will not prevent "cross-subsidies in both hardware and software systems" by the telecommunications industry giants.

Other equipment makers and trade groups have reservations similar to the CCIA's, but say they want to wait for the FCC's final order. But the fact that AT&T and GTE each could create what another association official calls "a department store subsidiary to market all kinds of equipment" troubles companies that suspect that this development could also make it extremely difficult to track cross-subsidization.


Even AT&T. Moreover, AT&T itself is not altogether happy with the FCC ruling. Though the company likes the interpretation of the 1956 consent decree and "looks forward to competing in a deregulated terminal market and in data-communications products and services," vice chair-



Another request. The FCC has been asked to approve this system to distribute digital data within cities via satellites. As with AT&T decision, approval could result in lengthy litigation.

CMOS/LSI LIQUID CRYSTAL DISPLAY DRIVERS

EASY DRIVER



Until now you've needed an assortment of drivers, gates and buffers for your LCD Displays. That's all over. Mitel Semiconductor has designed a series of single chip CMOS LCD drivers. The MD4330B family: an easy, practical complement to your elegant, practical design.

The CMOS, MD4330B and MD4332B are 30 and 32 bit, Static Shift Registers. Each circuit can directly drive 30 or 32 LCD Segments. For example the MD4332B will drive two 16 segment characters. True and complementing output buffer control provides direct A.C. drive to the LCD. A single output pin allows cascading of devices for driving displays with a large number of characters.

MD4330B, and MD4332B Common Features:

- 1 μ A Low Power CMOS
- 3 to 15 volt Single Supply
- Waveshaping Clock Input
- 3MHz High Speed Shift Register
- 40 Pin Dual-In-Line package

Mitel also offers the following additional display drivers for a variety of applications:

Type

- MD 4055B BCD to 7 segment, Level shifting and output clock LCD driver
- MD 4056B Latched BCD to 7 segment, Level shifting LCD driver
- MD 4311B Latched Hexadecimal to 7 segment, high current, Common Anode LED display drivers
- MD 4511B Latched BCD to 7 segment, high current, Common Anode LED display driver
- MD 4368B Hexadecimal to 7 segment, high current, Common Anode LED display driver. Pin for pin with 9368, TTL.

All of the above circuits are available from stock.

For further information and data please contact your nearest Mitel office.



MITEL SEMICONDUCTOR

United States: 1735 Jefferson Davis Highway, Suite 1009, Arlington, Virginia, U.S.A. 22202. Telephone (703) 243-1600
1223 Westchester Pike, Havertown, Pennsylvania, U.S.A. 19083. Telephone (215) 449-5556.
2321 Morena Blvd., Suite M, San Diego, California, U.S.A. 92110. Telephone (714) 276-3421.

Canada: P.O. Box 13089, Kanata, Ottawa, Ontario, Canada K2K 1X3. Telephone (613) 592-2122, Telex: 053-4596,
TWX: 610-562-8529.

18 Airport Blvd., Bromont, Quebec, Canada J0E 1L0. Telephone (514) 534-2321, Telex: 05-267474.

Europe: Hamilton Road, Slough, Berkshire, England SL1 4QY. Telephone 0753-36137, 0753-36138, Telex: 847730
Fredericiagade 16, Suite 309, 1310 Copenhagen K, Denmark. Telephone (01) 119302, Telex: 27246

Asia: TST P.O. Box 98577, Kowloon, Hong Kong, Telex: 64235-Mitel HX

Circle 105 on reader service card

Probing the news

man James E. Olson says the two-year transition period for unbundling products and services "is all too brief." AT&T is also "troubled by the degree of separation between the Bell operating companies on the one hand and Bell Laboratories and Western Electric on the other." Other officials like FCC commissioner Joseph R. Fogarty—one of two dissenters in the action, along with Ann R. Jones—argues that unbundling telephone terminals from the capital investment rate base on which telephone charges are set could raise basic telephone service rates for many users who can least afford it.

Yet another concern in Congress and industry is the FCC action's impact on the fate of H. R. 6121, the faltering bill to deregulate the telecommunications industry and restructure the FCC that is sponsored by Rep. Lionel Van Deerlin (D., Calif.). Many congressional observers suspect that the FCC ruling may

have finally killed the bill's declining prospects for passage in this session [*Electronics*, Jan 31, p. 50], and even Van Deerlin concedes that "the FCC has hit a home run with its new policy." But he still sees the need for legislation, as do AT&T and the Commerce Department's National Telecommunications and Information Administration, policy agency for the White House.

Three issues. Van Deerlin sees three unresolved issues in the wake of the FCC ruling. "First, local phone rates will rise sharply unless the FCC quickly replaces the telephone industry's crumbling separations and settlements process with a new, equitable access charge," he points out.


"Second, the fate of the 1956 consent decree remains clouded. Finally, the commission continues to hold the possibility of regulation like a club over a rapidly changing industry. The FCC's authority to preempt local jurisdiction is challengeable.

Even the 5-to-2 split among the FCC commissioners on the vote, plus the fact that six issued separate

statements explaining their action, reflects some uncertainty within the commission itself.

Distinguishing between its latest "final decision" and last year's "tentative decision" to open the marketplace [*Electronics*, June 7, 1979, p. 92], FCC chairman Ferris explains that reaction to last year's judgment "convinced us that this distinction [between regulated basic service and deregulated enhanced services] was no more useful than the computer-data processing dichotomy of the First Computer Inquiry" that ended in 1975. "The realities of the marketplace and the likely evolution of the technology simply do not support such a distinction. Therefore, we have decided to deregulate all customer equipment, including the simple rotary dial telephone found in most homes."

While details of the Docket 20828 decision are still being spelled out, the packed FCC hearing room on decision day heard the Common Carrier Bureau identify the nine areas of action, three dealing with



Potter & Brumfield

customer premises equipment and the rest with services.

In addition to ordering carriers to separate or unbundle CPE costs by March 1982 to allow their deregulation and optional sale by arm's-length subsidiaries of AT&T and GTE and anyone else in the market, the FCC will convene a Federal-state joint board to cope with the issue of payments for services after deregulated CPE is removed from the rate base. Not only does the FCC expect that "a customer's total bill for equipment and service will not increase," says chairman Ferris, but furthermore, "over time we anticipate that consumers in general will pay less and will have a much broader array of products from which to choose" because of competition.

Whereas common carrier services defined as "basic" (the transmission for movement of information) will continue to be regulated, services that are "enhanced" (that is, when information is restructured by computers or other equipment) will not be. Those services may be offered by

anyone, with only the dominant carriers, AT&T and GTE, required to do so through separate subsidiaries.

Though all sellers will pay the same tariff, industry officials suspect that AT&T and GTE could favor allocating capacity to their subsidiaries at the expense of competitors. "That is one likely issue for litigation," says one communications lawyer, "unless distinct safeguards are spelled out."

Another request. As potential litigators prepared to challenge the commission's "final decision" in the computer inquiry, the FCC was faced with another potentially troublesome competitive issue: a request by Satellite Business Systems Inc. and Tymnet Inc. to demonstrate jointly the "innovative" intracity distribution of digital data from satellites, eliminating the need to connect with local carriers and employing data rates of up to 56 kilobits per second.

Also involved would be a new partnership called LDC to be formed jointly by M/A-COM Inc., owned by MCI Telecommunications Corp., Washington, D. C., and Aetna Life

& Casualty, as owner of SBS along with Comsat General Corp. and International Business Machines Corp.

SBS, which is set to launch its first satellite for intercity business communications on Oct. 23, with an eye to beginning commercial operations in 1981, says it wants FCC approval for demonstration ground stations in New York's Wall Street area and in San Francisco. The LDC partnership would install and use coaxial cable in both cities for the SBS ground stations, and Tymnet would also install and operate in San Francisco an additional cellular radio distribution system to office building antennas. The technique to end-run local carriers could eliminate, says SBS, "local transmission bottlenecks posed by traditional local loop facilities in metropolitan areas."

The new proposal—which would supplement SBS plans to offer its own customer rooftop ground stations—is sure to attract strong opposition from local AT&T affiliates and independent telephone companies. □


Power Relays

Nobody offers more than P&B.

More basic types. More design options. More service, too. P&B power relays—like our PM and PRD series—have become industry standards because of their field-proven reputation for high quality and long life. Choose from the many basic types of electro-mechanical relays P&B offers in thousands of combinations of voltages, contact arrangements, termination and enclosures. Plus the latest in solid state and hybrid power relays. Most are UL recognized or listed. Ratings to 40 amps AC, 60 amps DC.

Best of all—because we have the largest distributor network in the industry you get many of the standard relays you need when you need them.

Potter & Brumfield
Division AMF Incorporated,
200 Richland Creek Drive,
Princeton, IN 47671,
812/386-1000.



...and other quality components.

Wherever you see the P&B name you'll find products that are second to none. Like these.

- A. K10 General Purpose 10 Amp Relay.** It occupies only slightly more than a cubic inch. Quick connect terminals. Contacts rated 10 amps at 30V DC, resistive, or 277V AC in arrangements to 2 form C. UL recognized.
- B. S3H Solenoid.** General purpose pull-on-operate solenoid. Coil cover provides extra coil and terminal protection. Continuous and intermittent duty coils available in a wide range of AC and DC voltages.
- C. Rocker Actuated Mini-Mag Circuit Breaker.** Serves as both a panel switch and a circuit breaker. Trip-free mechanism. Maximum operating voltage 250V AC or 50V DC. Ratings from 0.2 amps to 30 amps. UL recognized, CSA certified.

AMF

Potter & Brumfield

Letter from Southern California

That boom you hear is L. A. County

Electronics firms are flocking to area west of city,
where major attraction is the professionals already living there

by Larry Waller, Los Angeles bureau manager

Just a few years ago, as the 1974-75 recession waned, prospects for hard-hit electronics firms in Southern California looked dull. Except for booming Orange County, where fast-moving minicomputer makers pulled everything along in their wake, the outlook was for stagnation at best. Big aerospace firms, long the dominant employers, lay dormant, and more publicized semiconductor firms 350 miles north in Silicon Valley were primed as action centers.

But a funny thing happened in the interim. Instead of quietly taking a back seat, the region from Santa Barbara south to the Mexican border is off on a healthy growth curve. Although reliable figures for electronics activity alone in the region are apparently nonexistent, industry employment shows an expansion rate that can hold its own with that of any other area. Jobs grew nearly 26% for the period.

Coming up with sweeping conclusions based on little data can be misleading, however, especially in such a transient, fast-changing place. However, the following points stand out:

■ Massive Los Angeles County not

only has shown a steady upswing since the recession, despite dire predictions of a mass exodus from high taxes and costs, but it boasts what is likely the fastest-growing area of all.

■ Orange County, the star of the 1970s, is peaking out, a victim of too rapid growth. That has slowed to a rate of about 7% last year.

■ San Diego is the scene of the best-planned, most ambitious effort to attract industry in the state and has an impressive track record.

■ Reasons for the surge—and what some say put a floor under any possible decline—relate to the age-old attractions of California. People simply like living in a pleasant place, one with so many amenities.

Quiet noise. By itself, the last point probably ranks as the big factor behind what is occurring along the Ventura Freeway west of Los Angeles. "A quiet explosion," says veteran industry-watcher Charles Elkind, longtime Southern division manager for the American Electronics Association.

There, entrepreneurs have planted new companies in Agoura, Westlake Village, Thousand Oaks, Newbury Park, and Camerillo, and other firms

are coming. Executives and engineers already living in developments that dot the rolling brown hills and commuting for hours into Los Angeles proper are easy pickings for recruiters selling a 5- or 10-minute daily drive. In effect, the industry is going to the personnel.

But nearly 100 miles south of the new boom, Orange County industry faces a basic barrier: a crunching labor bind, particularly for hourly assembly workers. At the low end of the pay scale, they are in short supply inside the county (4.7% unemployment) and cannot be brought in because of the high cost of apartments and gasoline for long commutes. Furthermore, manufacturers are plagued by high turnover.


Behind this condition lies a cause seldom mentioned by companies, ironically one that attracted many in the first place: hourly rates average \$6.67 lower than all contiguous counties.

Job hopping. However, for professionals the picture is different. Low pay is far from a problem for Orange County engineers, with many moving regularly from one minicomputer firm to another, always with nice raises. Some have worked for most of the major companies—General Automation, Computer Automation, Microdata, and Sperry Univac (formerly Varian). One result is a tightly knit group where news at one firm makes the rounds quickly.

Even farther south, San Diego in the past two years has picked off some major plants by aggressively seeking prospects and offering a hospitable environment. The roster includes Hewlett-Packard, Burroughs, NCR, Oak Industries, and others. □

California gets another proposition

The tax situation of California electronics firms and their top employees has improved considerably since 1978, with more relief possible. Since a heavy tax burden tends to drive both companies and engineers out of state, the change is important. First, the widely heralded Proposition 13 passed in June 1978 drastically slashed property taxes. Supporters call this a boon to the state's economy because freed funds go into more productive uses than government spending. Though some dispute this, most businessmen believe it. Then, last year the legislature finally killed the tax on inventory that industry had long fought. Proposition 9 is on the June ballot; it would cut state income levies about in half. It is given a better than even chance.




When it comes to flat, we've been around.

We make more different kinds of planar cables for more different kinds of interconnect systems than anyone on the planet Earth. And, in this world of planar-comelately's, Spectra-Strip has been around since the cable world turned flat.

For all your interconnect needs from planar cables to IDC connectors to complete custom assemblies, just check us out. We'll take total responsibility for solving your interconnect problems, and you won't need to call anyone else.

See us at Electro '80 Booths 1130/1132

For the name and number of our nearest distributor or rep, write Spectra-Strip, an Eltra Company, 7100 Lampson Avenue, Garden Grove, CA 92642. Or call (714) 892-3361 today.



When you're down to the wire

Circle 109 on reader service card

No one portable everyone's needs. So we built 21.

Everyone's needs are different. Some want the same versatility in the field they get from a bench model in the lab. Others are more concerned about weight. Some require basic performance models at an economical price. Tektronix offers a selection of 21 portable scopes — 15 real-time and 6 storage models — to satisfy just about everyone.

Take your pick. You can't beat our 400 Series when it comes to high performance. Choose from 9 models ranging in bandwidth from 50 MHz to 350 MHz. All under 26 pounds (11.8 kg). Five with an optional DMM and delta time read out.

If you're looking for a battery-powered model that fits into a briefcase or toolbox, there's our 200 Series. Bandwidths to 5 MHz. Weights less than 3.7 pounds (1.7 kg).

In between, there's the compact 300 Series, with bandwidths to 35 MHz. Each scope weighs less than 11 pounds (5.0 kg). And finally, we offer the low cost T900 Series.

Our worldwide service team goes where you go. We're with you all the way, with more than 500 service personnel at 46 Tektronix centers in the U.S.A. and hundreds of Tektronix-supported service engineers in over 50 other countries to calibrate and maintain your Tektronix scope.

So let us show you the model that's right for you. Simply contact your Tektronix Sales Engineer. He'll arrange for a demonstration of our portable or laboratory oscilloscopes. And for our latest portable oscilloscopes brochure, write: Tektronix, Inc., P.O. Box 1700, Beaverton, OR 97075. In Europe: Tektronix International Inc., European Marketing Centre, Postbox 827, 1180 Av Amstelveen, The Netherlands.



*We're
going
places*



scope meets

	Product	Bw	Dual Trace	Delayed Sweep	Fastest Sweep Rate	Other Special Features
Storage Models	466	100 MHz @ 5 mV/div	yes	yes	5 ns/div	3000 div/ μ s stored writing speed
	464	100 MHz @ 5 mV/div	yes	yes	5 ns/div	110 div/ μ s stored writing speed
	434	25 MHz @ 10 mV/div	yes		20 ns/div	Split-screen storage
	314	10 MHz @ 1 mV/div	yes		100 ns/div	Only 10.5 lbs (4.8 kg)
	214	500 kHz @ 10 mV/div	yes		1 μ s/div	Only 3.5 lbs (1.6 kg)
	T912	10 MHz @ 2 mV/div	yes		50 ns/div	Low-cost bistable storage
Nonstorage Models	485	350 MHz @ 5 mV/div	yes	yes	1 ns/div	Widest bw in a portable
	475A	250 MHz @ 5 mV/div	yes	yes	1 ns/div	High-performance 250-MHz portable
	475	200 MHz @ 2 mV/div	yes	yes	1 ns/div	Highest gain-bw in a portable
	465B	100 MHz @ 5 mV/div	yes	yes	2 ns/div	Cost effective for 100-MHz bw
	465M	100 MHz @ 5 mV/div	yes	yes	5 ns/div	Triservice standard 100-MHz scope
	455	50 MHz @ 5 mV/div	yes	yes	5 ns/div	Cost effective for 50-MHz bw
	335	35 MHz @ 10 mV/div	yes	yes	20 ns/div	Only 10.5 lbs (4.8 kg)
	305	5 MHz @ 5 mV/div	yes		0.1 μ s/div	Autoranging DMM
	221	5 MHz @ 5 mV/div			100 ns/div	Only 3.5 lbs (1.6 kg)
	213	1 MHz @ 20 mV/div			400 ns/div	DMM/Oscilloscope @ 3.7 lbs (1.7 kg)
	212	500 kHz @ 10 mV/div	yes		1 μ s/div	Low cost for dual trace & battery
	T935A	35 MHz @ 2 mV/div	yes	yes	10 ns/div	Variable trigger-holdoff and differential
	T932A	35 MHz @ 2 mV/div	yes		10 ns/div	Delayed sweep and differential
	T922	15 MHz @ 2mV/div	yes		20 ns/div	Low-cost dual-trace scope
	T922R	15 MHz @ 2mV/div	yes		20 ns/div	Rackmount version of T922
	T921	15 MHz @ 2mV/div			20 ns/div	Lowest-cost TEKTRONIX Portable
	Time Interval Readout	DM44	Optional, factory-installed, direct numerical readout of time intervals and DMM functions for the 464, 465B, 466, 475, 475A			

For price and availability outside the United States, please contact the nearest Tektronix Field Office, Distributor or Representative.

Copyright © 1980, Tektronix, Inc. All rights reserved. 807-3



For immediate action, dial our toll free
automatic answering service 1-800-547-1512

Tektronix
COMMITTED TO EXCELLENCE




YOUR "REAL ESTATE" JUST DOUBLED IN VALUE.

Augat's new generation selective grounding (SG Series) IDC socket assembly and header system offers several important and unique customer advantages over conventional systems. For example, the SG Series:

- **Doubles I/O capacity of PC board "real estate"**
- **Eliminates paddleboards and labor-intensive soldering**
- **Reduces pin-outs by one-half**
- **Maximizes efficiency in wire and PC trace routing**
- **Cuts use of gold up to 75%**
- **Improves reliability**
- **Reduces average total applied system cost by 20%**

Also, the SG Series' unique design permits any combination of signal/ground assignments. This is accomplished through grounding common wires in each of the two cable lengths with a buss bar connected to one or more of the signal pin-out contacts. All other pin-out contacts are then available for I/O signal use.

The header is designed to be the new industry standard. It provides:



- Improved strength and durability
- Better contact protection
- Stronger latch and eject mechanism
- 16-position polarizing
- Cable shield disconnectable grounding

The SG system is configured to be readily designed into most new and retrofit applications.

All of this is accomplished at substantial total applied cost savings for most customer requirements.

To get the full story on how your "real estate" can double in value, call your nearest Augat representative today, or contact Augat Inc., Interconnection Components Division, 33 Perry Avenue, P.O. Box 779, Attleboro, Massachusetts 02703.

Tel: (617) 222-2202, TWX: 710-39-0644.

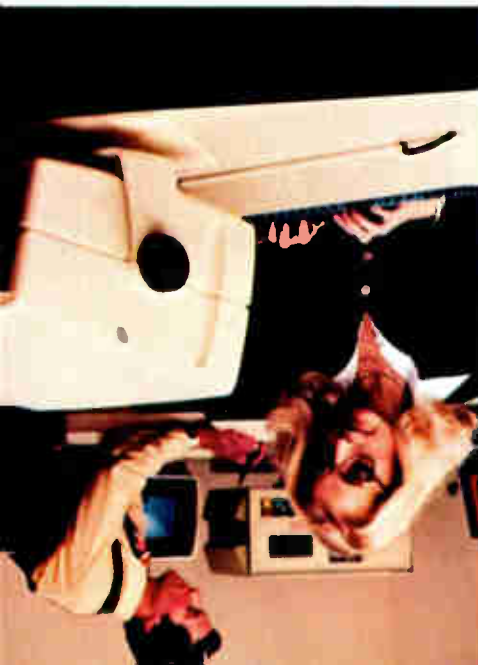

In Europe, Augat SA-Fresnes, France.

Tel: 668.30.90.

Telex: 201.227 AUGSAF.

AUGAT[®]

Augat interconnection products,
Isotronics microcircuit packaging,
and Alco subminiature switches.



Fairchild's LSI know-how adds a new dimension to in-circuit testing.

LSI test know-how.

Fairchild knows about testing LSI. Virtually every LSI device devised by man has been tested on Fairchild's Xincom, Sentry® or Sentinel™ systems. That know-how has been applied to in-circuit testing with the development of the FF303's LSI Testing Module (LTM), to bring a new dimension to LSI testing.

LTM finds post-assembly faults.


LTM is part of a new software package designed to quickly isolate and identify faults introduced during PCB assembly. LSI test procedures first inspect an IC for orientation, adjacent shorts, opens and pins folded under. Strategic functional tests follow to verify the IC's operational integrity. An 8085 micro-processor, for example, is exercised for Address and Data Bus, HOLD, INTR, INTA, 10/M, TRAP, RESET, SIS, SOD, RD, and WR functions* — all in about 20 milliseconds. No other in-circuit test system tests as fast and as thoroughly as the FF303.

Software support.

You need tests that are ready to run, or easily altered, so you can use your time for testing, not programming. The special tests you may need can be quickly and easily generated by using CHIPS, our unique LSI test language compiler. That's the kind of software support you get with the FF303 — along with our commitment to maintain the industry's largest LSI testing library for in-circuit testing.

The complete in-circuit tester.

Your PCBs do not live by LSI alone. So the FF303 is designed to test SSI, MSI, and the whole gamut of analog components. Faultfinder systems pioneered the analog in-circuit test method and the FF303 brings you the advanced component and circuit path inspection techniques you need for precise fault identification and diagnosis.



And you can choose from two different system analog and digital test point capacities with modular expansion as you need it.

With this powerful in-circuit digital/analog testing system, you can count on yields of 95% or better at final test.

The multi-task tester.

Your FF303 will do more than test. Its computer control lets you selectively run tests, file failure data, use the FAULTS automatic program generator and call, sort and file data quickly and easily. With real-time data logging, you can generate histograms to track

PCB assembly failures by shift, day or week. And you can do more.

Add memory, for example, to handle more complex testing applications. Add a magnetic tape terminal for off-line program preparation and editing, or a line printer for hard copy output. Or add foreground/background programming options for optimum CPU capacity with concurrent program execution.

Versatile fixturing.

Fairchild's Thinline® vacuum fixture system lets you choose from a wide variety of fixtures, fixture kits and universal personalizers. Build your own fixtures with Thinline kits or get turnkey testing with ready-to-test fixtures and programs. No other in-circuit test system manufacturer offers single-source fixturing and contract programming support.

Find out what the FF303 can do for you. Call or write Fairchild Test Systems Group, 299 Old Niskayuna Road, Latham, NY 12110. (518) 783-3600.

FAIRCHILD

Test Systems Group


**The
First Family
of ATE**

*Mnemonics copyright Intel Corp., 1979.

MOD POT...Number 1 with more combinations than all others combined.

MOD POT, the original modular potentiometer—available in over a billion combinations. A whole family of resistive elements: hot-molded composition, cermet, conductive plastic. Variety of switch options, vernier drives with solid or concentric shafts. Single, dual, triple or quadruple section controls. Solder lug or PC pin terminals. Save panel space with $\frac{5}{8}$ " square module. Fast delivery backed by our distributor assembly centers. Ask for Publication EC5670-2.1.

RESISTANCE ELEMENT	RESISTANCE RANGE	TOLERANCE	TAPERS	POWER RATING (LINEAR TAPER)		
				SERIES 70	SERIES 72	SERIES 73
Hot Molded Composition	50 ohms to 10 megs	$\pm 10\%$ or $\pm 20\%$	Linear (U)	1.0 Watt at 70°C	0.5 Watt at 70°C	0.75 Watt at 70°C
	250 ohms to 10 megs		Modified Log CW (A) or CCW (B)			
Cermet	100 ohms to 5 megs	$\pm 10\%$	Linear (U)	2.0 Watts at 70°C	1.0 Watt at 70°C	2.0 Watts at 70°C
Conductive Plastic	100 ohms to 1 meg	$\pm 10\%$ or $\pm 20\%$	Linear (U)	0.5 Watt at 70°C	0.25 Watt at 70°C	0.5 Watt at 70°C
	500 ohms to 1 meg		Modified Log CW (A) or CCW (B)			



Quality in the best tradition.



ALLEN-BRADLEY
Milwaukee, Wisconsin 53204

Circle 116 on reader service card

"Visit A-B MOD POT Center at
Electro '80 Booth 2419"

Hardening RAMs against soft errors

Accelerated tests pinpoint effects on alpha-induced soft errors of dynamic RAM design changes, supply voltage, and cycle time

by Mark Brodsky, Zilog Inc., Cupertino, Calif.

□ Since soft errors were first noticed in 16-K dynamic random-access memories more than two years ago, a barrage of technical papers detailing the physics of the phenomenon have been published. Much of this solid-state physics tends to confuse the end user of dynamic RAMs, who would benefit from a practical approach to the subject.

The following discussion of soft-error mechanisms centers around a description of instrumentation and test procedures developed by Zilog for measuring device susceptibility to alpha radiation and leads to recommendations for dynamic-RAM design, packaging, and operation that can reduce soft errors.

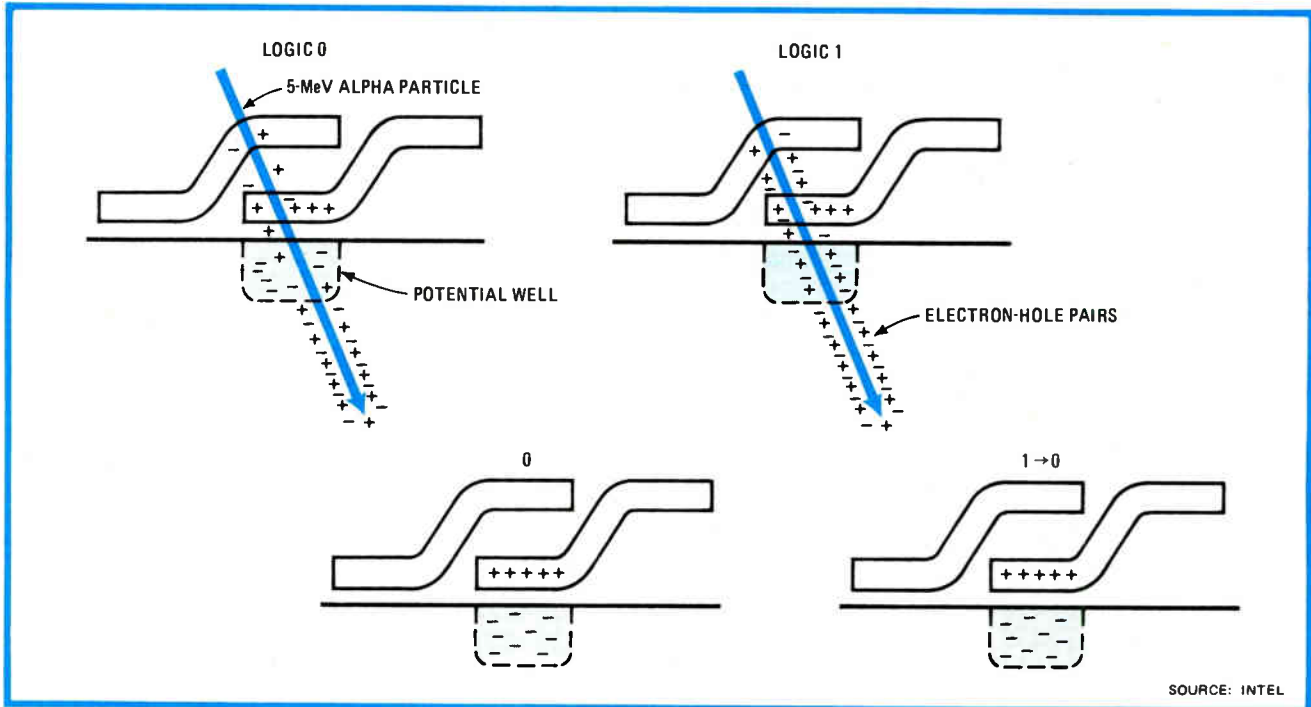
Dynamic RAMs rely on charge stored in cells; the level of charge determines the cell's bit state (logical 1 or 0). In a paper given at the April 1978 Reliability Physics Symposium, Tim May and Murray Woods of Intel

Corp., Santa Clara, Calif., reported that the charge used to determine bit state could be upset and altered by alpha radiation coming from trace elements in a ceramic package. The resulting soft errors—in which a bit is switched from a 1 to a 0, or vice versa—cause no circuit damage and leave no tell-tale signs to indicate that they ever occurred. (Soft errors can, however, be detected and reversed using error-correction circuitry.)

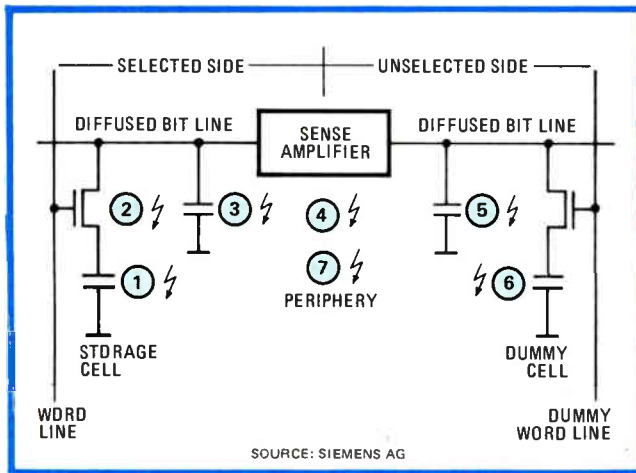
Fighting the flux

Recent papers from Bell Labs and Siemens have pinpointed the bit lines of dynamic RAMs as their most alpha-particle-sensitive areas. Meanwhile, systematic parametric testing of 16-K RAMs at Zilog has disclosed that errors caused by alpha radiation can be cut by raising supply voltage and lowering cycle frequency.

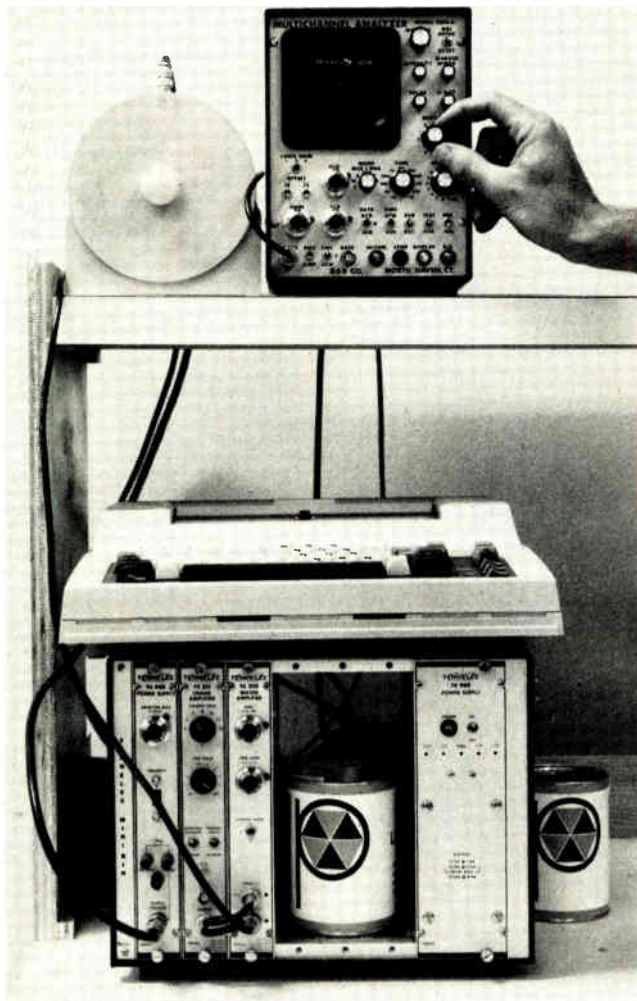
Alpha particles are helium nuclei (consisting of two



1. Penetration model. In an early model for alpha-induced soft errors in dynamic random-access memories, a particle strikes cells in both the logic 0 and 1 state (top). The cell in a 0 state is unchanged, but the 1-state cell's potential well is filled, changing its state to 0 (bottom).



2. Line hits. The numbered dynamic-RAM locations have been shown to be sensitive to alpha-particle hits. Depending on the location, either type of binary error can be generated: bit-line hits on the selected side (3), for example, can cause erroneous 1s.



3. Calibration. Calibrating alpha-particle sources improves data accuracy in accelerated soft-error testing. Zilog calibrates using a silicon-barrier detector (in vacuum chamber at top left), a multichannel analyzer, amplifiers, power supplies, and a printer.

protons and two neutrons, for an atomic mass of 4) ejected from atoms during nuclear decay of radioactive elements. Alpha flux, defined as the number of alpha particles emitted from a surface over time, is measured in alpha particles per square centimeter per hour ($\alpha/\text{cm}^2/\text{hr}$). Alpha radiation can be found almost everywhere since it comes from naturally occurring substances. For example, typical soil samples produce 1 or 2 $\alpha/\text{cm}^2/\text{hr}$. In fact, as little as one part per million of a radioactive contaminant will produce this level.

Practically all very large-scale integrated circuits—high technology devices such as RAMs, read-only memories, or microprocessors—are packaged with ceramic, sealing glasses, and quartz and alumina fillers. As it turns out, trace elements in ceramic are a source of alpha particles. Studies of ceramic packaging materials have found flux ranging from 0.01 $\alpha/\text{cm}^2/\text{hr}$ to 100 $\alpha/\text{cm}^2/\text{hr}$. Due to the fact that the ceramic only emits alpha particles from the side, the bottom poses little danger. The effective radiation a chip will experience is typically less than 0.5 $\alpha/\text{cm}^2/\text{hr}$, though some ceramic packages produce an effective flux of as much as 1 $\alpha/\text{cm}^2/\text{hr}$.

Uranium and thorium traces are the major radioactive contaminants to be found in semiconductor packaging materials. These elements emit alpha particles with energies that range up to 8.78 million electron volts. Studies by Bell Labs show that alpha particles of 5 million electron volts or less entering the silicon at an angle cause the most soft errors in dynamic RAMs.

When alpha particles hit and penetrate the surface of a silicon device, the particles slow down and produce about 1 million electron-hole pairs of charge. The higher the energy content of the alpha, the deeper the charge penetrates into the silicon. Penetration is typically to tens of micrometers.

A soft cell

Two general physical models have been proposed to explain soft errors in dynamic RAMs. May and Woods of Intel based their explanation of soft errors on a cell model. In this model, the energy generated by a penetrating alpha (1.4 million electron-hole pairs generated to a depth of 25 μm) was large enough to offset the existing charge on a memory cell it hit or passed close to.

Figure 1 illustrates May and Wood's model. The top two views represent the equivalent of two cells in a 16-K dynamic RAM. The cell at top left is in the binary 0 state, its potential well filled with electrons. The cell at top right is in a binary 1 state with its potential well empty.

In the two bottom views, an alpha particle with an energy of 5 million electron volts strikes each cell and penetrates to a depth of 25 μm . The 0-state cell with its full potential well is unaffected. The 1-state cell's previously empty potential well is filled with the excess charge and the cell is switched to a binary zero state.

In this model, if the charge of a cell's potential well is high (binary 0) or if the cell is isolated from alpha-induced charge, there is little chance of a soft error in that cell.

In May and Wood's model, only binary ones can be converted to zeros. But actual tests on 16-K devices show

Alpha-particle interest accelerates

Alpha-particle-induced errors in dynamic RAMs are no longer the scientific curiosity they were when first reported in 1978. Soft errors are serious business now, as evidenced by the large numbers of technical papers being given on the topic. Still another indication is the appearance of in-house 16-K dynamic random-access memory specifications that for the first time actually give a maximum alpha-particle-induced error rate for purchased devices: Hughes Aircraft Company has set a soft-error rate spec of 1 error in 5 million operating hours on a 16-K dynamic RAM.

Four papers on this topic were given at this year's International Reliability Physics Symposium held on April 8-10 at Las Vegas, Nevada. Among the four papers was "Parametric Influences on System Soft Error Rates," by J. W. Peeples and T. J. Every, NCR Corp., West Columbia, S. C. This paper described a test system capable of monitoring two megabytes (1,024 16-K dynamic RAMs) of system memory for assessing the effects of critical system parameters on alpha-induced soft errors.

A second paper, "Collection of Alpha Particle Generated Charge by VLSI Device Structures," by T. C. May and B. F. L. Ward of Intel Corp., Santa Clara, Calif., looks at the collection of charge deposited by alpha particles impinging on various MOS memory structures with regard to total charge collected and the time profile of the collection. Measurements are compared with theory and results discussed in terms of the reliability of future devices.

The third, by B. J. Masters of International Business Machines Corp., Hopewell Junction, N. Y., was titled "Experimental Studies of ZnS Alpha Particle Counters and Methods for Minimizing Detector Background." It discussed a zinc sulfide scintillation counter employed at IBM for low-level alpha-flux monitoring of devices and packaging methods. Experimental measurements of contributions to the total background count rate by electrical noise,

cosmic radiation, and radioactive contamination were discussed.

Perhaps the most useful paper was "Alpha-Particle-Induced Soft Errors and 64-K Dynamic RAM Interaction" by R. McPartland, J. Nelson, and W. Huber of Bell Laboratories, Allentown, Pa. This paper took up where earlier papers on 16-K RAMs leave off, reporting on the cause of alpha-induced soft errors and design changes made to reduce their frequency of occurrence in a 64-K RAM.

The authors reported that tests were first run on an early preproduction 64-K RAM, which uses a double-polysilicon cell structure and polysilicon bit lines. Bell measured alpha soft-error rates by exposing lidless memories to a calibrated alpha-radiation source and then scaling the error rate down to expected package radiation levels, a method similar to Zilog's (see main text).

A high rate of soft errors was found to be due to cell hits, as well as sense-amplifier bit-line hits. Those results agree with Bell's earlier theories on the cause of soft errors in 16-K RAMs.

In a revised design of the 64-K RAM, cell sensitivity to alpha hits was almost eliminated by increasing the cell's stored charge; however, that required a memory array redesign, which increased cell area significantly.

The redesigned RAM's sense-amplifier bit-line soft errors remained high. Selective masking showed that those errors were caused by alpha hits on the sense-amplifier node. To reduce the sense-amplifier soft-error rate, the impedance of the devices connecting the bit lines to the sense amplifiers was lowered. These and other fixes in timing and reference cells allowed the Bell engineers to achieve an overall alpha-induced soft-error rate of about 4 failures in 17 operating hours on their 64-K memory.

It is certain that specs of this type will soon be appearing on the data sheets of all commercially available dynamic memories.

-Jerry Lyman

that alpha particles can change either bit state.

A more realistic model for dynamic RAMs has been proposed by David Yaney, J. T. Nelson and Lowell Vanskike of Bell Laboratories, Allentown, Pa., based on a floating capacitor model. In their analysis, the primary soft-error mechanisms are alpha hits on the bit lines, sense amplifiers, and peripheral circuitry.

Gunter Schindlebeck of Siemens AG, Munich, West Germany, presented a detailed analysis of this model in a paper given at the April 1979 Reliability Physics Symposium. Figure 2, taken from Schindlebeck's paper, is a representation of the alpha-sensitive areas of a 16-K dynamic RAM. The model shown is quite close to the simplified equivalent circuit of a cell of an actual dynamic RAM.

Depending on where an alpha particle strikes in this model, binary 1 errors, binary 0 errors, or both can be generated. Referring to Fig. 2, alpha-particle impacts on the spacings between memory cells (2), the sense amplifiers (4), and the peripheral circuits (7) are sources of both types of errors.

Hits on the storage capacitor (1) of the memory cell and the diffused bit line of the selected side (3) result in erroneous binary 1s, whereas hits on the dummy cells (6)

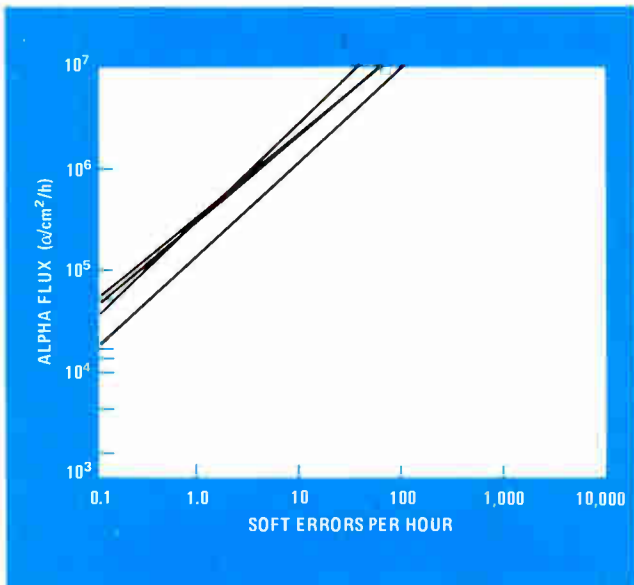
as well as the nonselected bit lines (5) can be a source of binary-0 errors.

It is important to keep in mind that soft errors are also a function of the RAM's timing. Dynamic memories are constantly being cycled to refresh cell charge and to read and write new data. During each of these cycles, the contents of the cells must be compared with a reference cell. This determines the present value of the cell so it can be rewritten.

A well-placed alpha particle hitting at just the right time in this sequence will cause false information to be read or rewritten. Although cell charge may be sufficient to survive alpha hits, the design and timing of the sensing circuits for 16-K dynamic RAMs makes them susceptible to alphas.

Accelerating errors

There are two possible ways to measure soft-error rates of 16-K dynamic RAMs. One is to test units over long periods and the other is to run accelerated tests. The former uses a large memory system with many 16-K devices. The system is monitored for soft errors for a period of weeks or months. Results fairly accurately tell the expected rate of soft errors per device-hour. How-



4. Microprocessed. A microprocessor monitors RAMs for soft errors while they are irradiated by calibrated alpha sources in a small test setup. Plots from data on four 16-K dynamic RAMs tested at two radiation levels can be extrapolated to package radiation levels.


ever, the excessive test time and lack of test-condition flexibility make this mode of testing impractical.

A better approach is to speed up the alpha-caused soft errors. This involves exposing individual devices to alpha radiation stronger than their residual package radiation. If the test dose is not too large, an accelerated soft error rate can be extrapolated back to the package's alpha radiation level. The main advantage is that the test can be run in hours and not weeks, as in real-time testing.

In the accelerated test mode, a source is used with alpha flux varying from 50,000 to 50,000,000 $\alpha/\text{cm}^2/\text{hr}$. It is vital to accurately calibrate the intensity of the alpha flux striking the IC chip, since any interpolation calculations depend on an accurate starting point.

If uncalibrated sources are used, two types of errors will crop up. First, certain alpha sources have short half lives. This means these sources may yield far fewer alpha particles than their posted Curie level would predict. Second, sources with long half lives may have contaminants that add to the alpha flux.

Zilog has used a calibration setup that includes a silicon-barrier detector made by Princeton Gamma Technology Inc., a 1056A multichannel analyzer from DSD Co., a thermal printer for hard copy of the data, and



5. Errors displayed. A larger test setup includes a raster-scan display for evaluation of circuit-parameter changes. The large-screen cathode-ray tube shows the state of all bits of a single RAM; a soft error causes the corresponding bit symbol to dim or brighten.

amplifiers and power supplies (Fig. 3). Test sources are exposed to the charged junction layer in a vacuum chamber (the cylinder at top left). As alpha particles strike the detector, the energy is amplified and fed into the multichannel analyzer, which shows the number of alpha hits and their relative energy levels. The alpha detector is easily calibrated with fixed-energy sources to ensure accurate reading of the test source's flux.

It is important to calibrate an alpha source under the actual conditions of a soft-error test. Typically the source would be in air at a distance of 0.25 centimeter from the surface of the barrier detector.

Testing softly

Soft-error detectors vary from a simple setup built around a microprocessor to a complex memory raster that graphically displays a large pattern of all the bits of a dynamic memory.

In the microprocessor-based approach, memories to be tested have their lids removed and calibrated alpha sources are taped on top. The microprocessor then writes a pattern of 1s and 0s into the memory. The microprocessor continually reads the memory's contents and checks for any change in state.

After several days, the number of soft errors per unit per hour is plotted against alpha flux on log-log paper. Results from tests on the same device using two or more different sources will produce a straight line on log-log graph paper.

An example of microprocessor-based results is shown in Fig. 4. Here four samples of an MOS 16-K dynamic RAM have each been tested with two radiation sources—americium 241 and thorium 232.

Soft-error rates at the package-radiation level of a RAM can be found by extending the straight lines of Fig. 4 to the point where they intersect the actual package-radiation level. Based on the straight-line relationship of Fig. 4, alpha particles from the ceramic packages of the units tested should cause less than one soft error every 5 million operating hours.

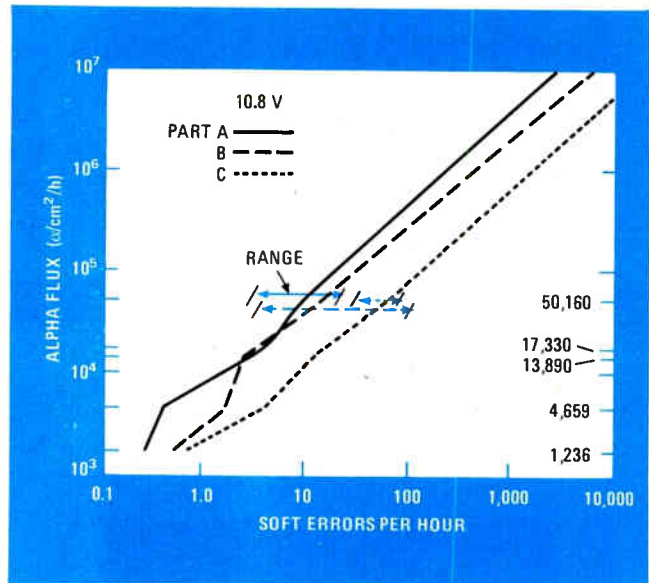
A major drawback of the relatively simple microprocessor error-detection system is its lack of flexibility: controlling parameters such as charge level and cycle frequency of the dynamic memory are fixed. For more analytical work, a larger device tester called a raster-scan tester should be employed.

The raster equipment is shown in Fig. 5. The device under test is placed in an evacuated cylinder (lower center) along with its calibrated radiation source. Control circuitry, shown at left, feeds a pattern of all binary 1s or 0s into the dynamic memory.

The states of all 16 K bits are displayed as dots on the face of a cathode-ray tube (lower right). As a soft error occurs, the corresponding location will dim or glow brighter, indicating a change of bit state.

Soft-error rate is computed in the same manner as in the microprocessor test, by measuring the soft errors per hour. Fig. 6 shows an analysis of three different groups of 16-K RAMs, each from a different manufacturer.

To increase the accuracy of the data, four alpha-particle blocking screens made of polyimide were constructed to restrict the alpha flux generated by a thorium



6. Screening sources. Five calibrated levels of radiation from a single source were used to evaluate three groups of 16-K dynamic RAMs for soft-error rate. The five radiation levels (right) were obtained with alpha-particle-blocking screens made of polyimide.

foil. After the first unscreened reading, the four screens were used to provide five calibrated levels of alpha radiation ranging from 500,000 down to 1,700 $\alpha/cm^2/hr$. The data approximates the expected straight-line patterns when plotted on log-log paper.

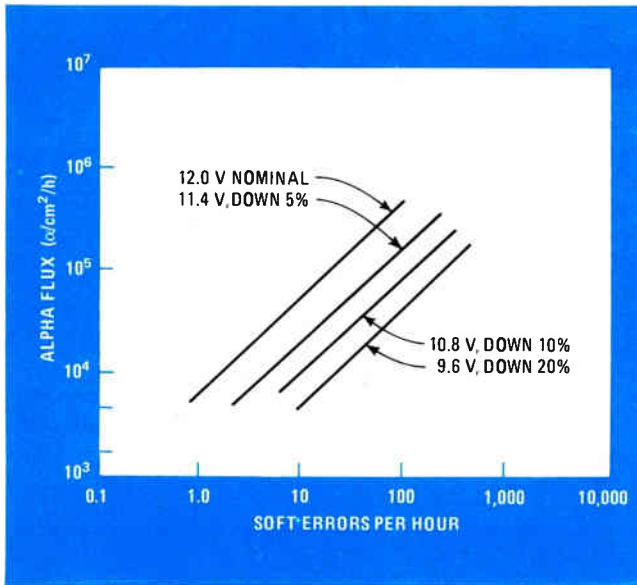
The primary advantage of raster testing is its ability to vary dynamic-RAM parameters that affect soft errors. Two of the more important variables are supply voltage (V_{dd}) and cycle time (the interval between the call for and delivery of information).

Supply voltage controls the absolute charge in a dynamic RAM cell. This voltage also determines the difference in voltage between the cell and the comparison (or dummy) cell used to determine cell state during read and refresh cycles.

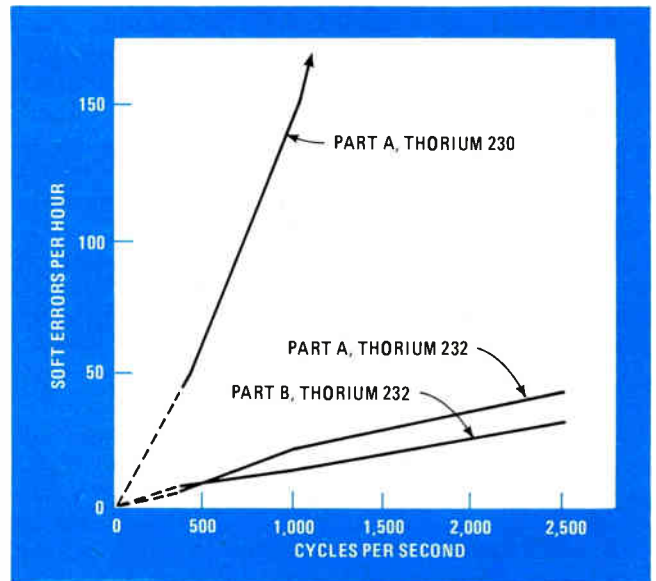
The effect of varying the supply voltage is shown in Fig. 7. A 16-K dynamic RAM has its V_{dd} varied from a nominal 12 volts to 9.6 V in four steps. These test results show that a 20% reduction in source voltage will increase soft errors by an order of magnitude. So it is safe to conclude that increasing supply voltage increases the alpha-particle resistance of both the memory cell and the reference-comparison sequence.

Each refresh, read, or write cycle opens time "windows" during which a well-placed alpha particle can cause a soft error—so cycle time must influence soft-error rate. To verify this, tests were run on the raster system using two different alpha-particle sources and varying the RAM cycle time. One type of RAM was exposed to a thorium 232 source with an alpha flux of 50,000 $\alpha/cm^2/hr$, and the second RAM type was tested with both thorium 232 and thorium 230 (273,000 $\alpha/cm^2/hr$) sources. The results of these tests (Fig. 8) show that the soft-error rates of these devices go to zero as the cycling rate decreases.

Additional tests can be developed to isolate other individual aspects of cycle susceptibility. Kamal Gungag-



7. Supply-voltage effect. Decreasing a dynamic RAM's supply voltage brings up its soft-error rate, according to results from raster-scan tester. In this test, a RAM in a ceramic package has its lid removed and a thorium-235 foil taped on its top as a source of alpha radiation.



8. Varying cycle time. Results plotted for two dynamic RAM types show that slowing the rate of read, write, and refresh cycling reduces the RAM's soft-error rate. RAMs of type A were subjected to two levels of radiation from different sources in this test.

er of Zilog is presently developing results of tests into a general 16-K characterization model. This model (to be published in the future) relates the individual cycle-mode susceptibility to specific fabrication and timing design criteria.

Error reduction

The previous tests show how external factors like increasing supply voltage and increasing cycle time can cut soft-error rates. There are other factors at the packaging, device design and processing, and system levels that should also be considered in the effort to minimize soft errors.

As far as the device's ceramic package goes, a totally alpha-free material is not currently available and it is unlikely that it ever will be. Although radiation levels are low in typical ceramic packages, as a safety precaution to cull out high alpha rate materials, all ceramics should be monitored for a maximum alpha level of about 0.05 $\alpha/\text{cm}^2/\text{hr}$ at incoming inspection.

It is possible for a surface-barrier material applied to either the die or package lid to give 100% alpha protection, but Zilog does not think this necessary. This material must have sufficient alpha-stopping power, ionic purity, low bond-wire stress, good die adhesion, and an ability to withstand package-sealing temperatures without degrading hermeticity. That is a tall order for the less-than-ideal conditions found in large-scale production. Actually, soft-error rates of some 16-K devices are already so low that these coatings are unnecessary.

The designer of the chip circuitry can make his device less susceptible to soft errors in several ways. These include increasing charge capacity in the memory cell, lowering the resistivity of the substrate, and going to metal bit lines.

There are two ways to increase charge capacity. The first requires a larger cell, an undesirable change since

this means a bigger die and consequently lower yield per wafer. The second way relies on the recently improved integrity of thin-oxide films. This allows a thinner gate oxide for the storage capacitor, which increases the amount of charge stored. Additionally, novel cell designs will allow increased charge capacity for the same storage area.

If the resistivity of a dynamic memory's substrate is lowered and if diffusion lengths are short, most of the electron-hole pairs generated by the dissipation of alpha-particle energy would recombine before disturbing the charge-storage cells. However, the trend is toward substrates with higher resistivity in dynamic RAMs—to reduce junction capacitance. A possible solution is to develop a high-resistivity epitaxial layer over low-resistivity material.

In present dynamic RAM designs, most circuit nodes float for some time during the cycle—and that is when they are most susceptible to alpha hits. A design with better timing between successive clock pulses could conceivably cut down this float time.

Finally, replacing a diffused bit line with a metal line results in a smaller junction area. This in turn makes the metal bit line more resistant to alpha particles.

Clean layout

A clean board layout with adequate decoupling would cut down soft errors resulting from the combination of alpha hits and system noise. Another system fix, as noted earlier, is to skew the power supply voltage toward the high side of the device specifications.

Alpha radiation is here to stay. Although material suppliers are hunting for purer ceramics, this problem will not go away. Even though the soft-error rate of some current 16-K RAMs is quite low, future dynamic RAMs must be designed with the effect of alpha radiation and the reduction of that effect in mind. □

16-bit microprocessor enters virtual memory domain

Central processing unit supports 24-bit addresses; memory management unit offers instruction-aborting facility vital to virtual memory systems

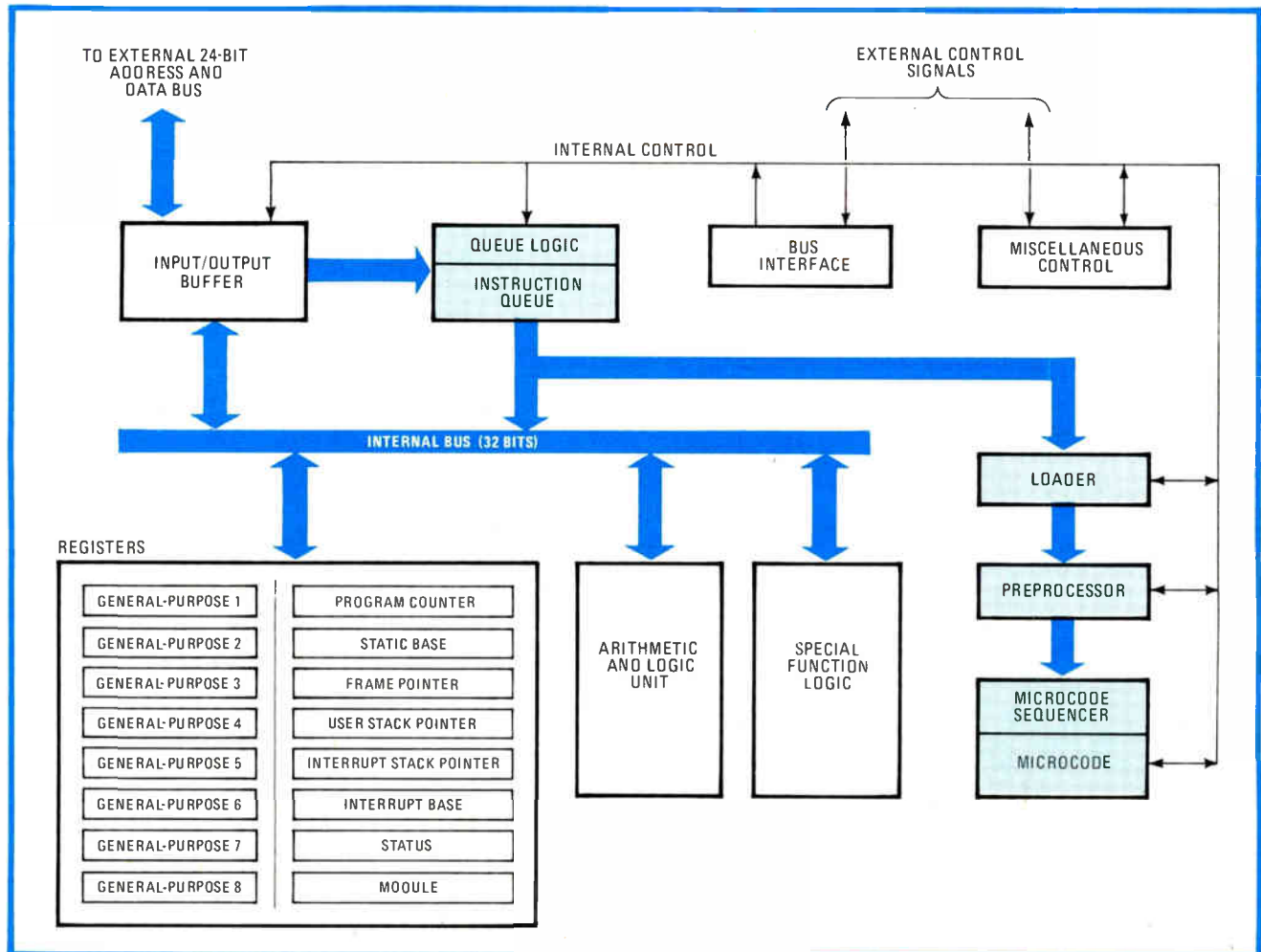
by Yohav Lavi, Asher Kaminker, Ayram Menachem, and Subhash Bal, *National Semiconductor Corp., Santa Clara, Calif.*

□ The concept of virtual memory used to be the exclusive domain of mainframe computers. Now that the capabilities of high-end 16-bit microprocessors are approaching those of bigger systems, they, too, are finding virtual-memory-based designs necessary and desirable.

The latest of these advanced microprocessors, the NS16032 central processing unit uniformly addresses 16 megabytes. In addition, it fully supports virtual memory systems. When the device is used in conjunction with the

NS16082 memory management unit, it enables the user to construct a flexible page-oriented virtual memory system that, with the proper operating system software, can address 16 megabytes of virtual memory.

The driving force behind virtual memory systems is the desire to increase storage size while making memory management functions transparent to programmers. Among the reasons for wanting large storage space is the current trend toward larger applications programs, as well as toward larger and more sophisticated operating



1. Big brother. The largest of the 16000 family of microprocessors, the 16032 central processing unit operates on 16-bit data but features 32-bit internal bus and general-purpose registers and a three-stage instruction pipeline. It uses 24-bit addresses to access 16 megabytes.

The virtues of virtual memory

Memory has been a problem from the time the Eniac computer was first switched on in 1946. Programmers realized almost immediately that managing it was a major overhead chore. One early solution was to allocate memory before a job was run, but the allocation would not be changed once execution of the program was started.

A more sophisticated approach was developed by a group of researchers at Manchester University, Manchester, England, in the late 1950s. Memory was divided into logical pages, which were then swapped between a peripheral drum memory and the main core memory as needed. In this way the system itself handled the housekeeping chores of memory allocation. The Atlas computer, completed in 1962, was the first to implement what later became known as virtual memory.

The first commercial computer to employ this type of memory management was the Burroughs B6500, introduced in 1966. But not until IBM coined the virtual-memory name and added it to the System/370 model 158 and 168 in 1972 did the idea catch on. Now it is widely used in the mainframe industry and on many larger mini-computers.

With virtual memory the user regards the combination of

main and peripheral storage devices as a single large storage space. Consequently, the user can write large programs without worrying about the physical memory limitations of the system.

To accomplish this, the operating system software places some of the users' programs and data in peripheral storage. When they must be brought into main memory for execution, the system performs an operation called a page swap. Information not currently in use is removed from the main memory and returned to peripheral storage, making room for the new material. For efficiency, when the referenced location has to be brought from the peripheral to main memory, other locations likely to be referenced next are brought also.

Of course, the beauty of virtual memory is that the user, or programmer, does not have to be aware of this process. He uses one consistent set of addresses, called virtual addresses. The memory management hardware keeps track of where the information resides at any moment and converts, or translates, the virtual address to its real location in main memory. When the hardware finds the virtual address requested unavailable in main memory, it initiates a swap procedure.

systems software. Furthermore, business, teleprocessing, and communications applications require increasingly large data spaces. Efficient multiprogramming demands virtual memory. The continuing reduction in memory prices—both electromechanical and solid-state—makes it economically feasible to include a large virtual memories in a system.

Economical expansion

However, the solution for large storage requirements does not necessarily lie in physically large memories in the form, for example, of many random-access memory chips. Such a simple memory addition is not economical, especially since programmers will generally use all the available memory. This approach also makes it difficult to add new tasks to a system because it forces programmers to resort to memory management techniques, such as overlay memory structures, that limit programming efficiency.

On the other hand, a virtual memory scheme allows the expansion of storage quite economically since a significant portion of the memory can be less expensive than mass storage such as disk (see "The virtues of virtual memory," p. 124). Also, it frees the programmer from worrying about the housekeeping details of memory management. That is especially important because software development costs represent an ever increasing portion of system development cost.

But a microprocessor chip—like any computer—needs dedicated hardware to support virtual memory system software. This special hardware, not available on current microprocessors, is now provided on the 16032 CPU and the 16082 memory management unit.

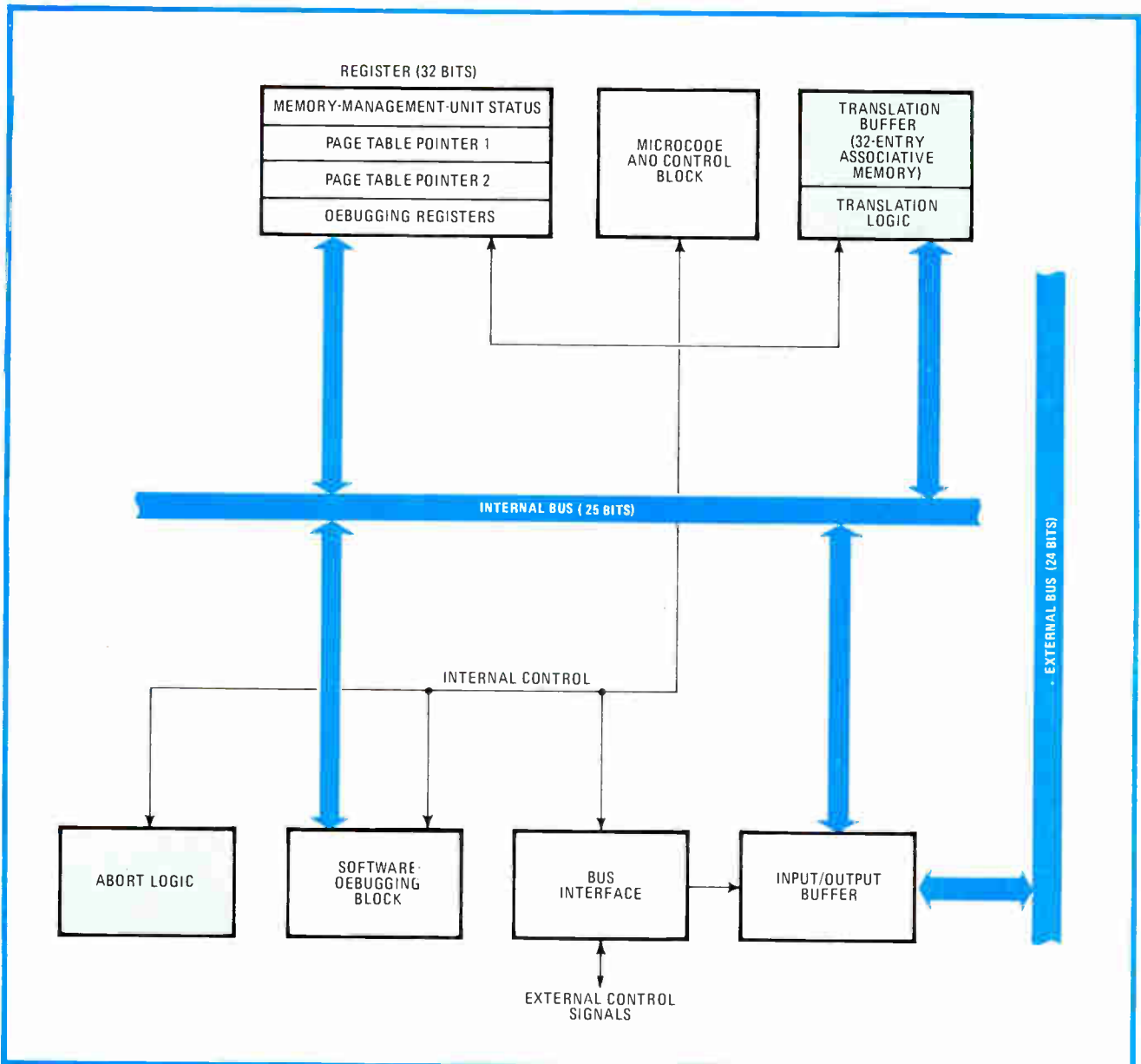
Before examining this special virtual memory hardware, it is useful to describe the basic 16000 architecture. The 16032 is the largest of the 16000 family of

microprocessors, which also includes the scaled-down NS16008 and NS16016. (Although architecturally compatible, these parts do not support virtual memory and are instead intended as low-cost CPUs for small and medium-sized systems). These parts will be available in sample quantities by the end of the year or the first quarter of 1981 at the latest. The 16000 family's architecture supports a single uniform address space and allows 32-bit addressing that can access 4 billion bytes of memory. In the initial offering of the 16032, however, only 24-bit addresses are implemented, which allows access to 16 megabytes.

Also supported in the 16000 architecture are 16 32-bit general-purpose registers and 17 special-purpose registers. Eight of the general-purpose registers are contained on the 16032 CPU chip, along with 8 special-purpose registers (Fig. 1). The other 8 general-purpose registers are contained on the special NS16081 floating-point mathematics chip, along with the floating-point status register (see "Expanding the architecture through slaves," p. 126). The rest of the special-purpose registers are in the memory management unit described later.

Addressing modes

Nine addressing modes are provided in the 16000 architecture, four of which are unique. Top-of-stack addressing allows manipulation or referencing of an operand on a stack by all instructions as in a stack machine. Relative addressing lets the pointer reside in memory rather than in a register. External addressing supports the 16000's software module concept (see "Modular software leaves room for growth," p. 128), which allows the modules to be relocated without linkage editing. Finally, scaled indexing can be added to any of the addressing modes to index and address automatically by units of 1, 2, 4, or 8 bytes, providing easy addressing



2. Memory specialist. The 16082 memory management unit handles virtual address translation and memory protection. A unique feature of this chip—vital to virtual memory schemes—is the abort facility that interrupts instructions on the CPU when needed data is not in memory.

of arrays of byte, word, double-word, or quad-word quantities.

Along with these memory-addressing features, the 16000 architecture includes over 100 basic instructions. This instruction set is symmetrical—any instruction can be used with any addressing mode and any operand length, including byte, word, and double-word. These instructions allow operations between memory locations as well as between registers, a feature that facilitates register allocation for compilers.

Internally, the NS16032 has 32-bit-wide data paths and features a pipeline organization. An instruction queue holds up to 8 bytes of instructions for decoding by a preprocessor before a microcode sequencer actually locates the microprogram necessary for executing the instruction.

The CPU chip interfaces with the outside world

through a 24-bit-wide multiplexed address and data bus. To facilitate the design of operating systems, the 16032 operates in two modes—user and supervisor. Privileged instructions for the operating system cannot be executed when the CPU is in the user mode.

To make this microprocessor into a virtual memory machine, the 16082 memory management unit (MMU) is paired with the 16032 CPU. The two could be conceived of as a single CPU that simply produces a physical memory address. Because of limitations in chip size, however, the MMU was fabricated as a separate chip that operates as a slave processor to the CPU.

The MMU shares the external multiplexed address and data bus with the CPU and can assume full control of this bus for fetching information from main memory tables.

The MMU contains the logic for doing the dynamic address translation as well as for memory protection. A

Expanding the architecture through slaves

The NS16000 architecture's novel design supports additions to its instruction set with specialized slave processors. To the programmer, the computer looks like a single central processing unit with a large set of instructions. In reality, the hardware consists of several specialized or slave-processor chips attached to a CPU.

When the CPU receives an instruction that is to be executed by a slave, it routes that instruction with the appropriate data to the slave processor for execution. If the necessary slave processor chip is not in the system, the CPU generates a software trap, allowing the instruction to be emulated with software routines.

Currently, there are two slave processors in the NS16000 family: the NS16082 memory management unit and the NS16081 floating-point processor. Compatible with the floating-point arithmetic standard proposed by

the Institute of Electrical and Electronics Engineers, the latter can operate on both 32-bit single-precision operands and 64-bit double-precision operands. It contains eight 32-bit data registers plus a floating-point status register with control information for dealing with the CPU. Three separate processors in the chip manipulate the mantissa, sign, and exponent, respectively, under the control of microcode stored on the chip.

One advantage of the slave approach is that the user can build an entry-level system without slaves using software emulators. Later, higher performance systems can be built by adding the slave chips and removing the software emulators. Another advantage is that as technological advances make it possible to integrate these functions onto a single chip, no software changes are necessary.

special section also facilitates software debugging. In addition to the address translation tables stored in main memory, the MMU has an on-chip translation buffer that holds the 32 most recently referenced virtual addresses and their translations. As will be explained, this can eliminate redundant translations of addresses and speed memory access. Special instructions are provided to control the MMU, and those instructions can be executed only when the CPU is in the supervisor mode. Attempting to execute an MMU instruction when the CPU is in the user mode results in a trap.

At any given time, either one or two address spaces can be supported by the 16082 MMU. In the single-space mode, each user shares a single virtual memory space of 16 megabytes with the operating system. They have common translation tables. In the dual-space mode, each user and the operating system have separate virtual memory spaces of 16 megabytes. The MMU circuitry does not limit the number of users.

As seen in Fig. 2, the MMU contains several registers. The MMU-status register (MSR) has an error-class field that holds the reason for the last memory error. Two page-table base pointers (PTB1, PTB2) on the 16082 point to the starting location of the translation tables in physical memory used for user space and supervisor space. Other registers control the debugger portion of the MMU.

Aborting facility

The MMU's most significant feature, however, is the aborting facility that supports the virtual memory operation system. To understand its importance, it is helpful to examine the execution of an instruction in a virtual memory environment. After fetching and decoding the instruction, the CPU sends the virtual addresses of the operands to the MMU. The MMU examines each address to determine if it resides in main memory. If so, it translates the virtual address to a real, or physical, address and sends it to the memory.

If the necessary data is not in main memory, however, the MMU sends a signal to abort to the CPU. The MMU will also abort the memory access if the CPU is trying to

access a protected section of memory. At this point the CPU will stop executing the instruction and return any register that was altered by the instruction to its condition before the instruction started. It will then call the virtual memory operating system routine, initiating the memory page load. This routine will locate the needed data on the peripheral memory and load it into main memory, swapping unused data from main memory, if necessary, to make room. During the page loading, the CPU is free to perform another task if the operating system is arranged for multiprogramming.

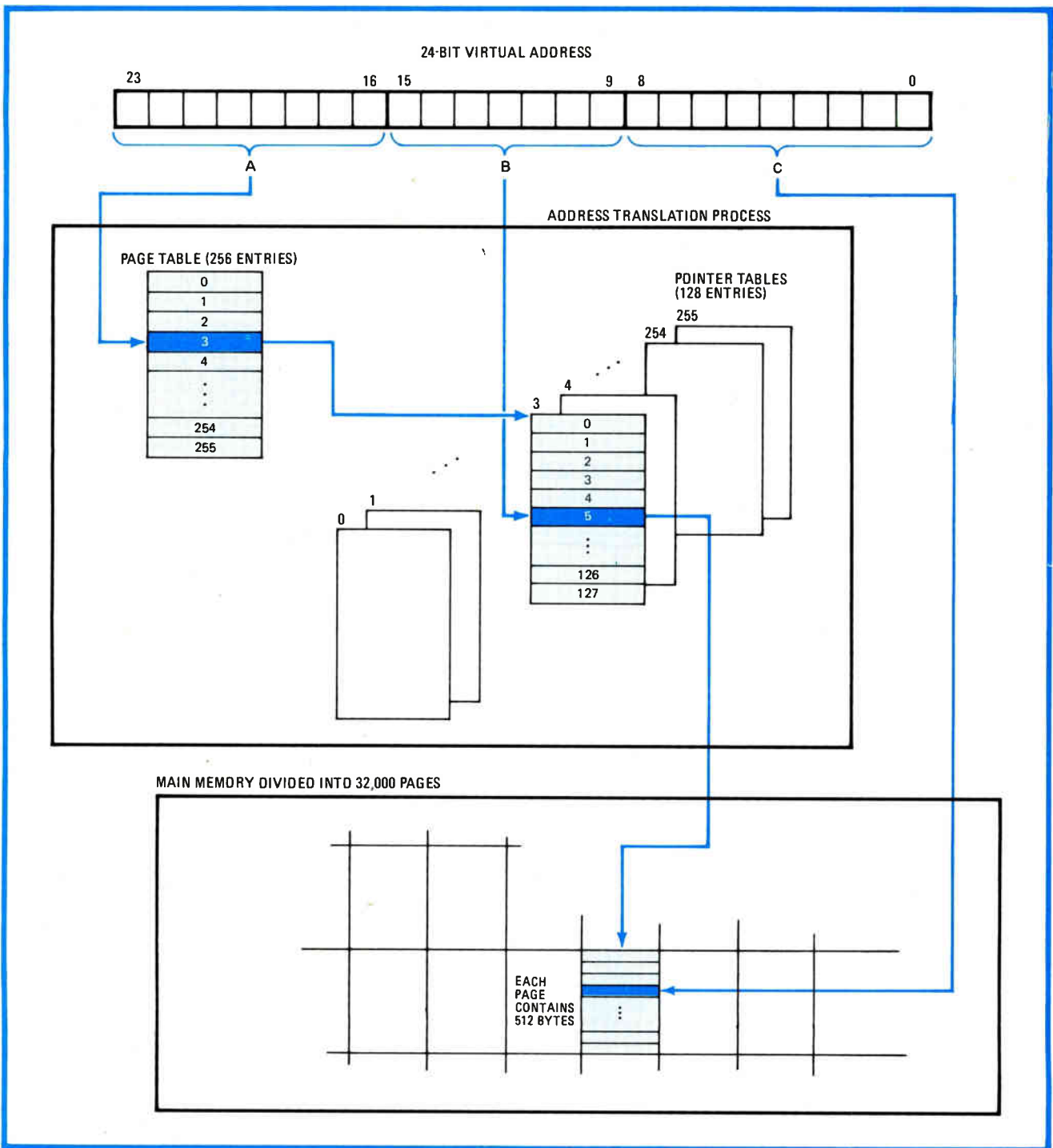
Of course, since the instructions themselves are treated as virtual memory, they may not be present in main memory when needed, resulting in the same signal to abort. Unlike regular interrupts, this signal cannot be held pending until the instruction is executed. The instruction must not be allowed to finish, since some of its operands are not available.

The CPU and MMU also ensure that the aborted instruction can be re-executed once the virtual memory management software provides the appropriate data. To accomplish this, when an abort occurs, the CPU is returned to the state it was in prior to the aborted instruction.

As a result of an abort, the program counter is automatically saved. The instruction will be retried when the page is loaded and the operating system performs a return-from-trap instruction. In addition, the condition codes in the processor's status register are affected by many instructions and therefore must be restored. Similarly, the stack pointer register, which is decremented or incremented when the top-of-stack addressing mode is used by an instruction, is restored. The program counter is normally incremented for the execution of the next instruction and must be decremented. Special hardware on the 16032 automatically restores these registers to their previous value.

Because the 16032 CPU instruction stream is pipelined, provisions must be made for the instructions in the pipeline when aborting takes place. The 16032 aborts only the instruction being executed, ignoring others.

Signals to abort generated while the instructions are



3. Virtual. The upper 8 bits (A) of the virtual address point to one of the 256-page table entries, which in turn points to one pointer table. The next 7 address bits (B) index an entry indicating a page in main memory. The last 9 bits (C), untranslated, locate a byte.

being prefetched are suspended until the instruction is about to be executed. This prevents instructions following certain program flow-control instructions, such as call, return, and jump, from generating an unnecessary abort state when they are not intended to be executed and may not reside in virtual memory at all.

The string type of instruction, in particular, requires special handling during an abort. Obviously it is not desirable to have a long string instruction repeated from the beginning if an abort occurs somewhere in the string.

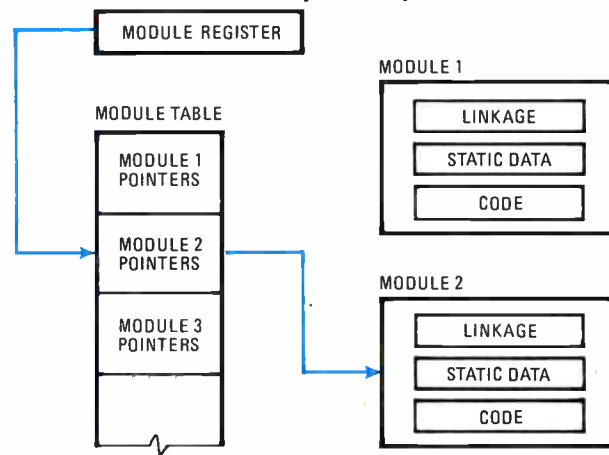
The 16032 provides for the aborted instruction to be reexecuted from the point where the problem occurred.

Obviously the other major function of the MMU is to translate the virtual, or logical, address used by programmers and generated by the CPU into the real, or physical, address used to address the physical main memory. When the translation hardware finds that the virtual address is not in physical memory, it starts the abort process above.

For the purpose of virtual memory management, both

Modular software leaves room for growth

To allow software packages to be developed independently of other packages, without regard to their individual addressing, the NS16000 supports the concept of modular software design. This concept lets the software modules be stored in read-only memory and accessed as



needed by the central processing unit.

To support this approach the NS16032 provides a static base register and a MOD register and sets up a module table in random-access main memory. The static base register points to scratchpad area in main memory that contains the data for the software module currently being run. The MOD register indicates the portion of the module table that points to the module being executed.

Each module has three components. The code component holds code for execution by the processor, and the static-data portion contains the local variable and data for that particular module. The linkage component holds the information required to link references from one module to another. The static data and linkage components typically reside in RAM, though the code component can be either RAM or ROM.

Because of the pointer construction of the module table and the provision for linkage references within each module, the modules can be added to the system independent of each other and relocated anywhere in the memory. The CPU will keep track of them in a way that is transparent to the programmer.

the logical and the physical address spaces are divided into 32,768 pages each with a fixed size of 512 bytes. It is the MMU's job to keep track of the logical addresses and their corresponding locations in physical memory. It does this by means of two sets of address translation tables, called page and pointer tables, stored in main memory.

The upper, or most significant, 15 bits (sections A and B) of the 24-bit virtual address represent the virtual address of a page and, once translated by the MMU, define a physical page of 512 bytes. The lower 9 bits are used to address a byte within this page and are not translated (Fig. 3).

Tables for translation

The translation is carried out by tables. The page table has 256 entries, each 32 bits wide. Thus, its total size is 1,024 bytes. Section A of the virtual address, which is 8 bits long, is used to index an entry of this table. The contents of this page-table entry, in turn, point to the beginning of one of 256 different pointer tables, which could also be stored in main memory. These pointer tables contain 128 32-bit entries each. Section B of the virtual address is used to index one of the pointer table entries, which points to the actual physical page.

Although at first glance this scheme appears to occupy a large portion of available memory space to maintain table entries, the overhead is actually very small. A maximum system of 16 megabytes of virtual memory will use one page table of 1,024 bytes plus 256 pointer tables of 512 bytes each, for a total of 132,096 bytes of mapping entries. But since a typical system would use a much smaller virtual memory size, it should be possible to reduce the amount of page table entries required. Also, the pointer tables may be paged in and out of main memory just like other parts of virtual memory.

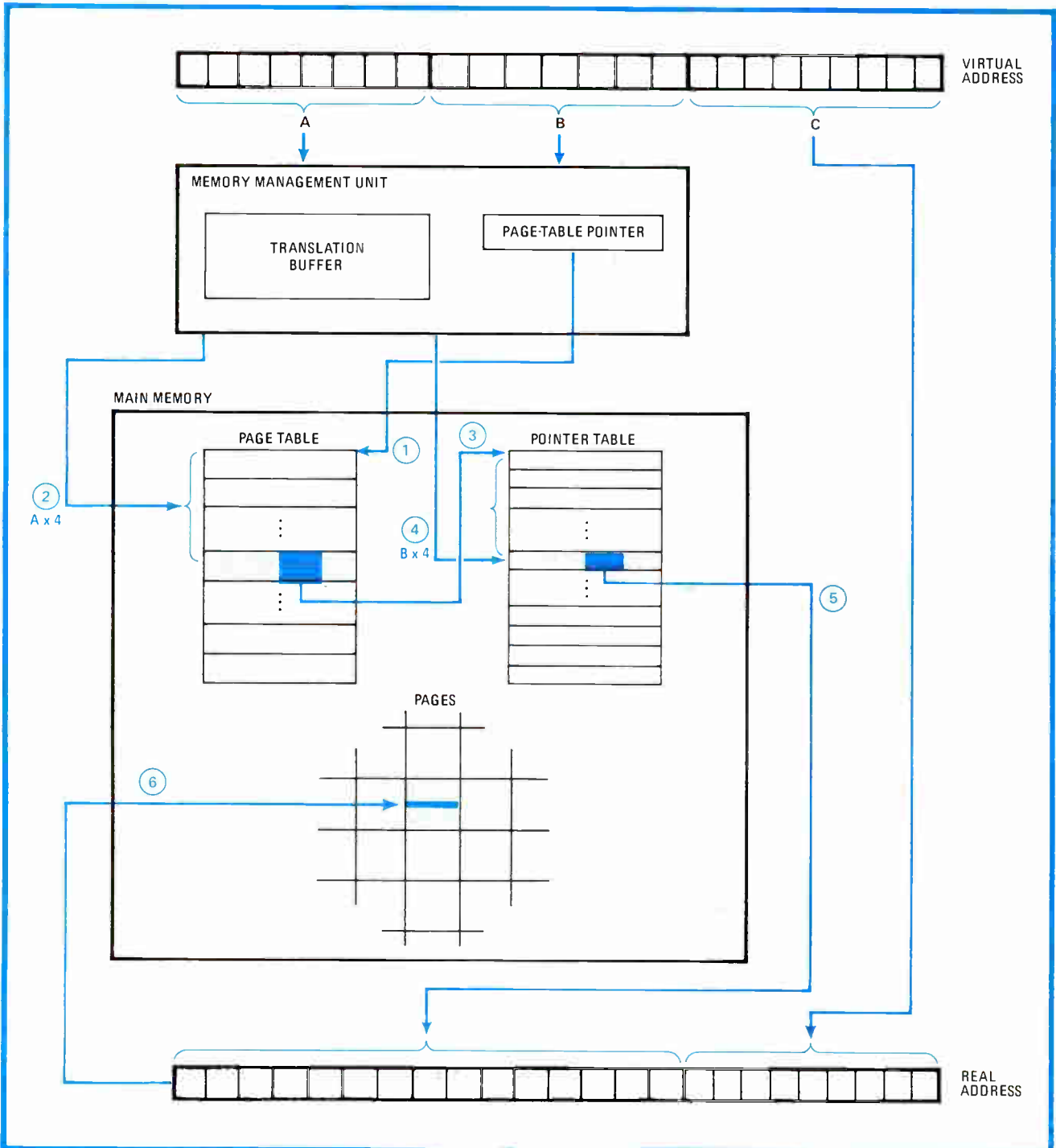
The translation process starts when the MMU receives the 24-bit virtual address from the CPU. The first thing the MMU does is compare the upper 15 bits of the virtual address with the 32 entries in its translation buffer. This associative memory contains the most recently accessed virtual addresses with their translated physical addresses. Thus, if the address is in this table—as it is expected to be 97% of the time—the physical address can be available in only one clock cycle.

If the address is not in the translation buffer, however, the MMU refers to the page and pointer tables in memory and updates the buffer. This process takes 16 clock cycles. While the MMU is performing the translation the CPU is kept inactive, since the MMU must have access to the external bus to access its translation tables in main memory.

The MMU's pointer base registers (PTB1 or PTB2) are controlled by the operating system. These registers contain the starting address of the page table in main memory. The MMU then takes the top 8 bits of the virtual address, multiplies that number by 4, and adds it to the starting address to point to one of the 256 page table entries (Fig. 4).

Each 32-bit page-table entry contains a 16-bit page-frame number as well as 8 flag bits and memory protection information. The ninth bit in the entry is ignored, and the uppermost 7 bits are reserved for future use. Among the flag bits is a valid bit that signals unused or invalid page entries that are not present in physical main memory.

As for the referenced bit, it is set whenever a corresponding page is referenced and is used by the operating system to help determine the least needed page. The modified bit is used to alert the operating system that a page has been modified, and therefore its copy in peripheral memory must be updated before that page can be removed from main memory. The other bits in the entry



4. MMU at work. If a virtual address is not in the MMU's translation buffer, it uses its pointer base register to locate the page table in main memory (1). Multiplying virtual address section A by 4 locates an entry that points to a pointer table (2 and 3). Multiplying section B by 4 locates the correct entry (4), 15 bits of which become the upper portion of the physical address (5). The lower 9 bits (C) are untranslated.

are used to hold memory protection information.

This 16-bit page frame number is then used by the MMU to locate one of the 256 pointer tables in main memory. The MMU takes the second 7 bits of the virtual address, multiplies that number by 4, and adds it to the page frame number to locate one of the 128 entries of the pointer table. Each entry on this table is similar to those on the page table. The MMU now takes the 15-bit page-frame number and appends it to the unchanged

lower 9 bits of the virtual address to create the 24-bit physical address of the information in main memory.

Obviously, if an address is already in the translation buffer, the translation can be completed much more quickly. For this reason, a replacement algorithm stored in the MMU replaces addresses in the translation buffer that have not been recently used with recently accessed addresses. The translation buffer, by the way, is invisible to the user. □

Protected regulator has lowest dropout voltage

by Thomas Valone, *A-T-O Inc., Scott Aviation Division, Lancaster, N. Y.* and Kelvin Shih, *General Motors Proving Ground, Millford, Mich.*

Providing an output of 5 volts at 10 milliamperes for an input of only 5.012 v, this regulator is ideal for use in many micropower applications, such as regulating the output of lithium batteries that drive low-power detection and recording instruments in the field. The circuit is useful in high-current situations also, as it can deliver up to 1 ampere at 5 v for an input of only 6.0 v. Short-circuit protection in this instance is provided by a single V-groove MOS field-effect transistor.

Contributing to the low-dropout characteristic of the circuit is the 2N6726 output transistor, which has a large junction area that allows a lower emitter-to-collector drop than most other devices, including Darlington arrangements. Thus the input-to-output voltage differential, 12 millivolts, is 6% that of one of the best low-dropout regulators reported to date.¹

The input-to-output differential is only 350 mV at a load current of 500 mA. The 2N6726 is physically a

small transistor but can dissipate 1 watt safely without a heat sink.

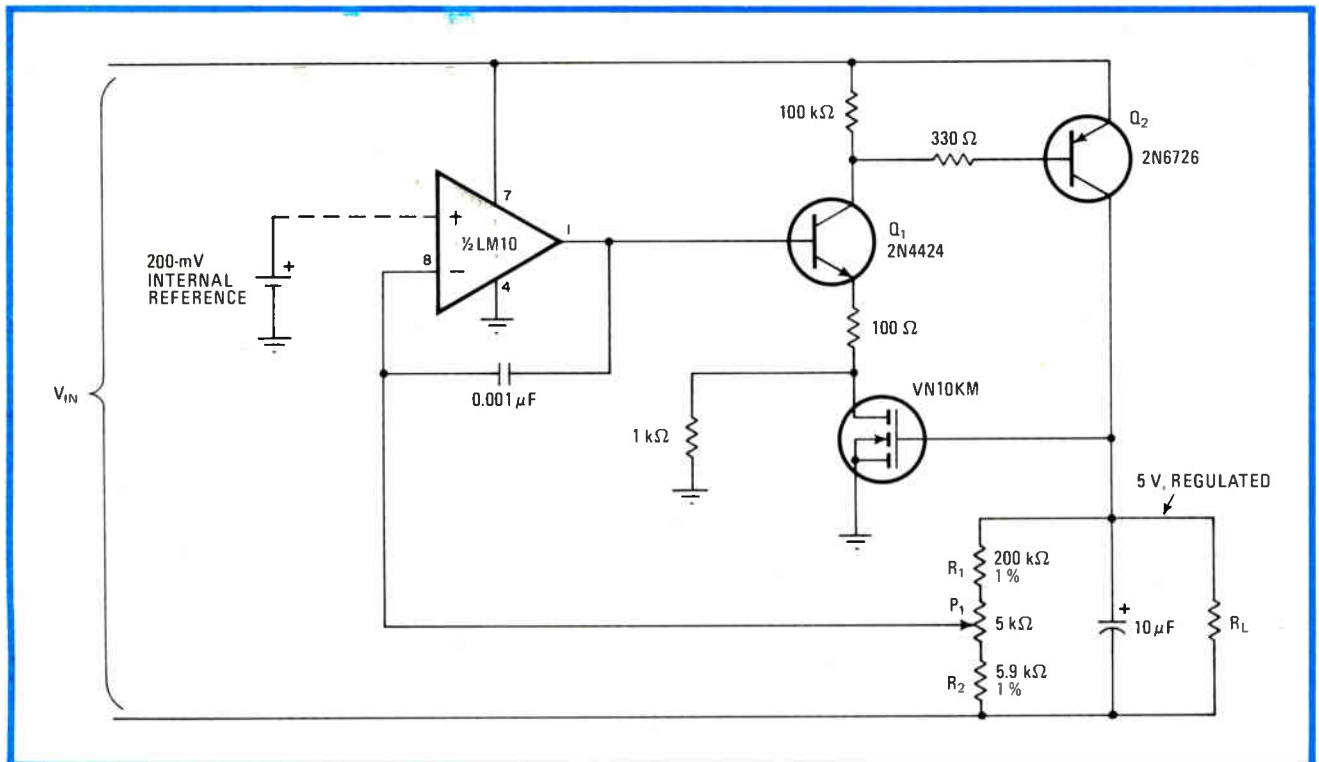
Short-circuit protection is provided by a Siliconix VN10KM, which presents a resistance of less than 10 ohms to the emitter circuit of the 2N4424 drive transistor under normal conditions. However, when the output is shorted to ground or excessive current is demanded, the drain-to-source resistance of the FET rises, safely shutting down the pass transistor. This characteristic can be used to advantage in adjustable current limiters, where the trip point is set by the input voltage. This method, incidentally, is more effective than any transistor foldback technique.

In operation, the LM10CH reference amplifier compares the voltage set by potentiometer P₁ to its internal 200-mV reference and through Q₁ acts to minimize voltage differences at the amplifier's input. With suitable selection of the component values in divider network R₁-R₂, the circuit will regulate over any voltage from 1 to 40 v. The operational-amplifier half of the LM10CH is available for other uses.

The load regulation is to within 0.3% for the range 0 to 100 mA and to within 1% for the range 100 mA to 1 A. The regulator's idle current is 320 μ A. □

References

1. Kelvin Shih, "Micropower regulator has low dropout voltage," *Electronics*, April 12, 1979, p. 130.



Dropout limit. This low-power regulator, using output transistor operating in common-emitter configuration and having large junction area, can deliver 10 mA at 5 V for an input voltage only 12 mV higher and up to 1 A at 5 V for a 6-V input. Input-to-output voltage differential is only 650 mV at load currents of 750 mA. The V-MOS field-effect transistor provides short-circuit protection in such instances.

PSK modulator resolves phase shifts to 22.5°

by Noel Boutin
University of Sherbrooke, Quebec, Canada

Requiring little more hardware than the circuit proposed by Chawdhury and Das¹ and eliminating the software entirely, this phase-shift-keyed modulator offers an even more versatile and less expensive solution to sending binary data over long distances. One of its great advantages is that carrier phase shifts can be resolved to 16 bits—22.5°.

Only three low-cost chips and a means for generating four-input binary data are required, as shown. The carrier signal is first divided by 16 and applied to the CD4015 eight-stage shift register. Because the register is clocked by the carrier at a rate 16 times that of the signal to be shifted, a discrete eight-phase version of the carrier appears at the output of the register, each shifted by $360/16 = 22.5^\circ$ from its neighboring stage. These signals are then introduced to the CD4051 multiplexer.

The first 3 bits of each of the modulating data inputs, A–D, address the CD4051 also. Thus any desired phase shift from 0° to 157.5° may be selected (see large table). The eight remaining values, from 180° to 337.5°, may be selected with the aid of the D input, which at the output of the last stage of the register inverts the phase of the signals that have already been generated.

There may be instances where it is desirable to transmit fewer than 16 levels. The small table summarizes the A–D states required to achieve this. □

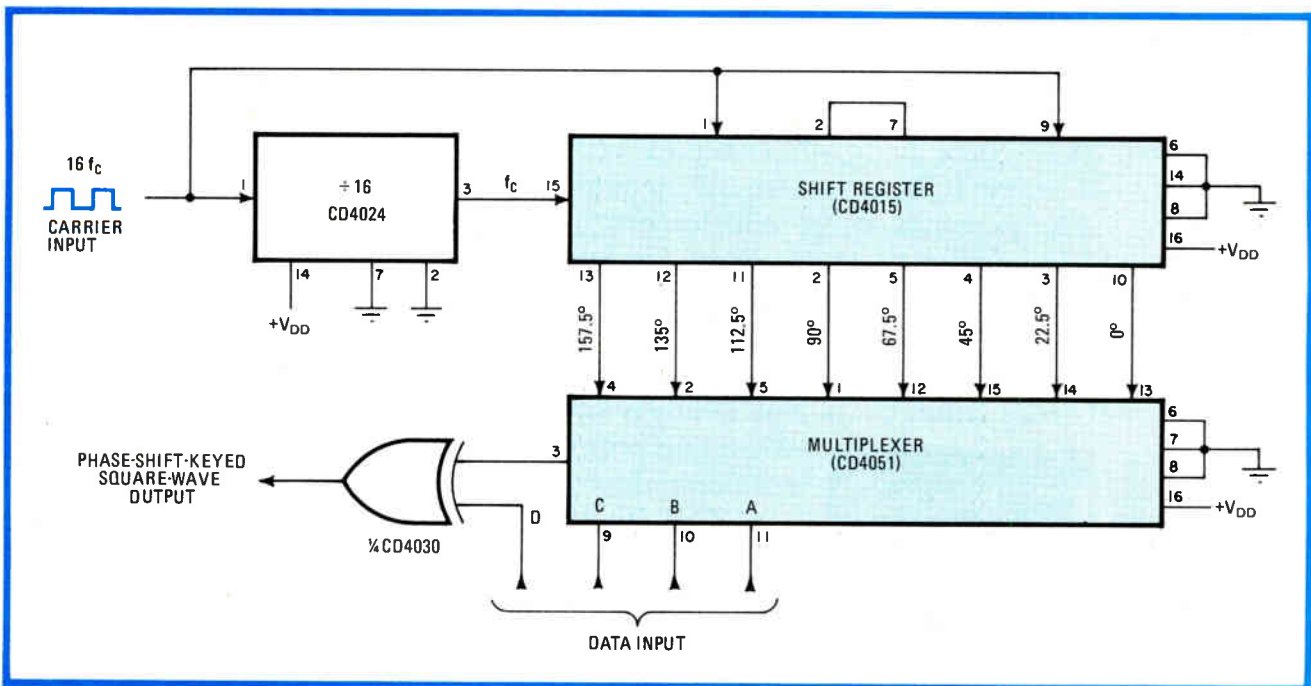
DATA				φ
D	C	B	A	
0	0	0	0	0°
0	0	0	1	22.5°
0	0	1	0	45°
0	0	1	1	67.5°
0	1	0	0	90°
0	1	0	1	112.5°
0	1	1	0	135°
0	1	1	1	157.5°
1	0	0	0	180°
1	0	0	1	202.5°
1	0	1	0	225°
1	0	1	1	247.5°
1	1	0	0	270°
1	1	0	1	292.5°
1	1	1	0	315°
1	1	1	1	337.5°

NUMBER OF PHASE LEVELS	A	B	C	D
2 φ	0	0	0	DATA
4 φ	0	0	DATA	DATA
8 φ	0	DATA	DATA	DATA
16 φ	DATA	DATA	DATA	DATA

Multiphase. Three-chip circuit performs PSK modulation on square-wave input, resolving carrier shifts to 22.5°. First three bits of modulating data inputs select shifts from 0° to 157.5°, with D input required for higher values. Truth tables summarize operation.

References

1. F. B. Chawdhury and J. Das, "8085 performs PSK modulation for data-line transmission," *Electronics*, Jan. 31, 1980, p. 108.



GenRad offers a major reduction in big IC testers.

GenRad's 1731 linear and 1732 digital test systems give you everything you want from big systems at one quarter the price.

A roomful of testing hardware costs a lot. And chances are it'll give you more testing capability than you'll ever need.

Our linear and digital IC test systems are the perfect alternative. Because GenRad's technology has reduced big IC test systems to an extremely manageable, portable, benchtop size. And while we reduced the size, we still offer all the capability you need for comprehensive IC testing.

The secret to small size and big performance is microprocessor control, and it'll give you the flexibility of software-controlled measurements. In addition, you'll get qualitative readouts on each IC, summary sheets, binning and data logging.

And both have "fill-in-the-blanks" software, which means new programs can be developed in minutes—something you can't do with big IC test systems.

GenRad's 1731 linear IC test system offers extensive testing on op amps, voltage regulators, comparators, voltage followers, and current mirror amplifiers.

The GenRad 1732 digital IC test system lets you test SSI, MSI, LSI, and memories. As well as TTL, ECL, I²L, CMOS, and NMOS technologies.


They both come with a CRT that'll prompt you every step of the way.

Find out more about GenRad's money-saving 1731 linear, and 1732 digital IC test systems. Then order them both. You'll enjoy the benefits of common hardware and software. And be dealing with just one, dependable supplier. GenRad.

Call Toll Free 1-800-225-7335. (In Mass. call 617-779-2825). Or write: GenRad, Concord, MA 01742.



The 1731 linear benchtop IC test system.



The 1732 digital benchtop IC test system.



GenRad

Put our leadership to the test.

4-by-4 matrix chip encodes larger arrays

by James H. Nixon
Southwest Research Institute, San Antonio, Texas

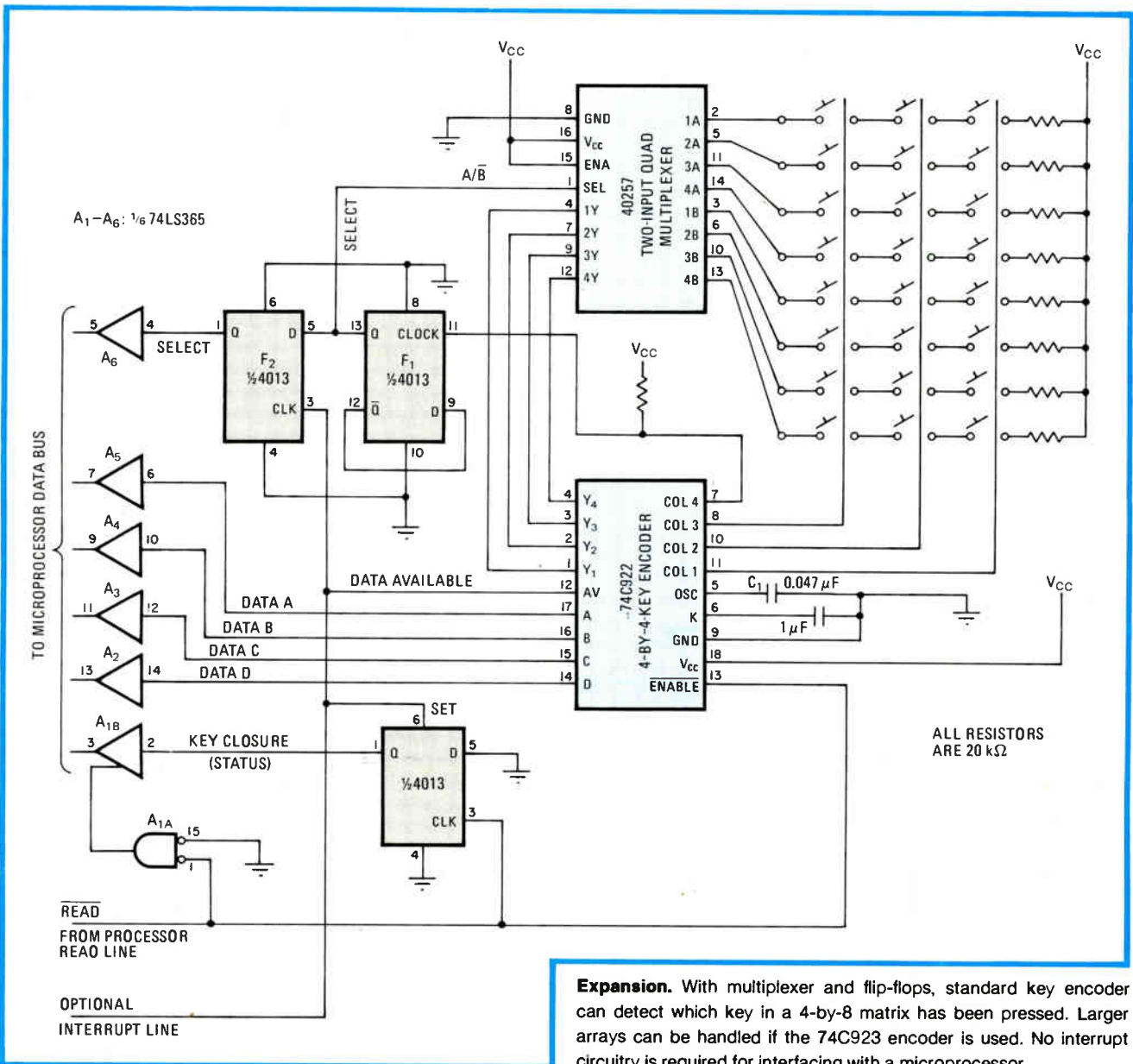
With this circuit idea, the standard encoder for a 4-by-4-matrix keyboard can be made to handle arrays as large as 4 by 8. In fact, arrays as large as 4 by 10 can be readily accommodated if a 5-by-4-line encoder, such as Motorola's 74C923, is used. Interfacing with a microprocessor is easy and the generation of interrupts is not required.

As seen in the circuit example of a 3-by-8-line encoder, the 74C922 scans keyboard columns 1 through 4 (pins 7, 8, 10, and 11) at a rate set by its internal

oscillator components and C_1 . Each line is grounded in sequence until a key closure forces one of the row sense lines low, which in turn drives the data-available line high and halts the scanning process until the key is released. Meanwhile the appropriate input of the key encoder corresponding to the key pressed is brought high and the results of the row-column detection appear at the analog-to-digital outputs of the 74C922.

Each time the column 4 line is scanned, pin 7 of the key encoder moves high and clocks the 4013 flip-flop, F_1 , causing the complementary-MOS 40257 data selector to switch between rows 1 to 4 and rows 5 to 8. The output from F_2 and A_6 thereby indicates which of the two row sets was accessed. The key closure line indicates if the data has been previously read and thus prevents redundant entries to the processor. □

Designer's casebook is a regular feature in *Electronics*. We invite readers to submit original and unpublished circuit ideas and solutions to design problems. Explain briefly but thoroughly the circuit's operating principle and purpose. We'll pay \$50 for each item published.



Protect data-acquisition systems with the right input isolation

Of the many popular methods in use, the flying capacitor approach offers a clear advantage in its price-performance ratio

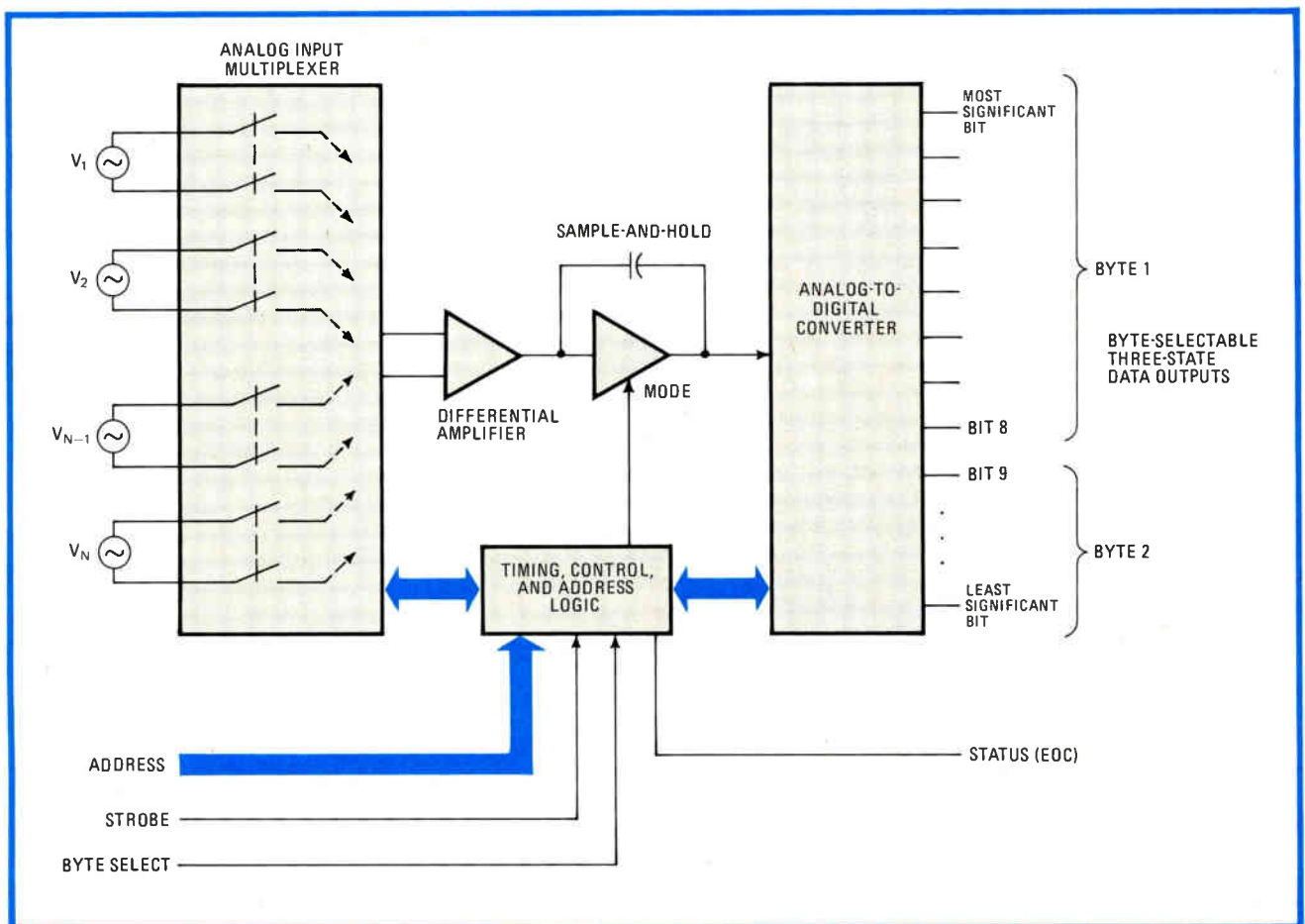
by Steven Connors, *Data Translation Inc., Natick, Mass.*

□ Engineers have at their disposal an impressive arsenal of design options for isolating the inputs of data-acquisition systems, which depend heavily on such isolation in industrial-control operations. In these applications, common-mode voltages caused by improper circuit and/or power grounding can attain levels that cause nonisolated systems to malfunction or fail.

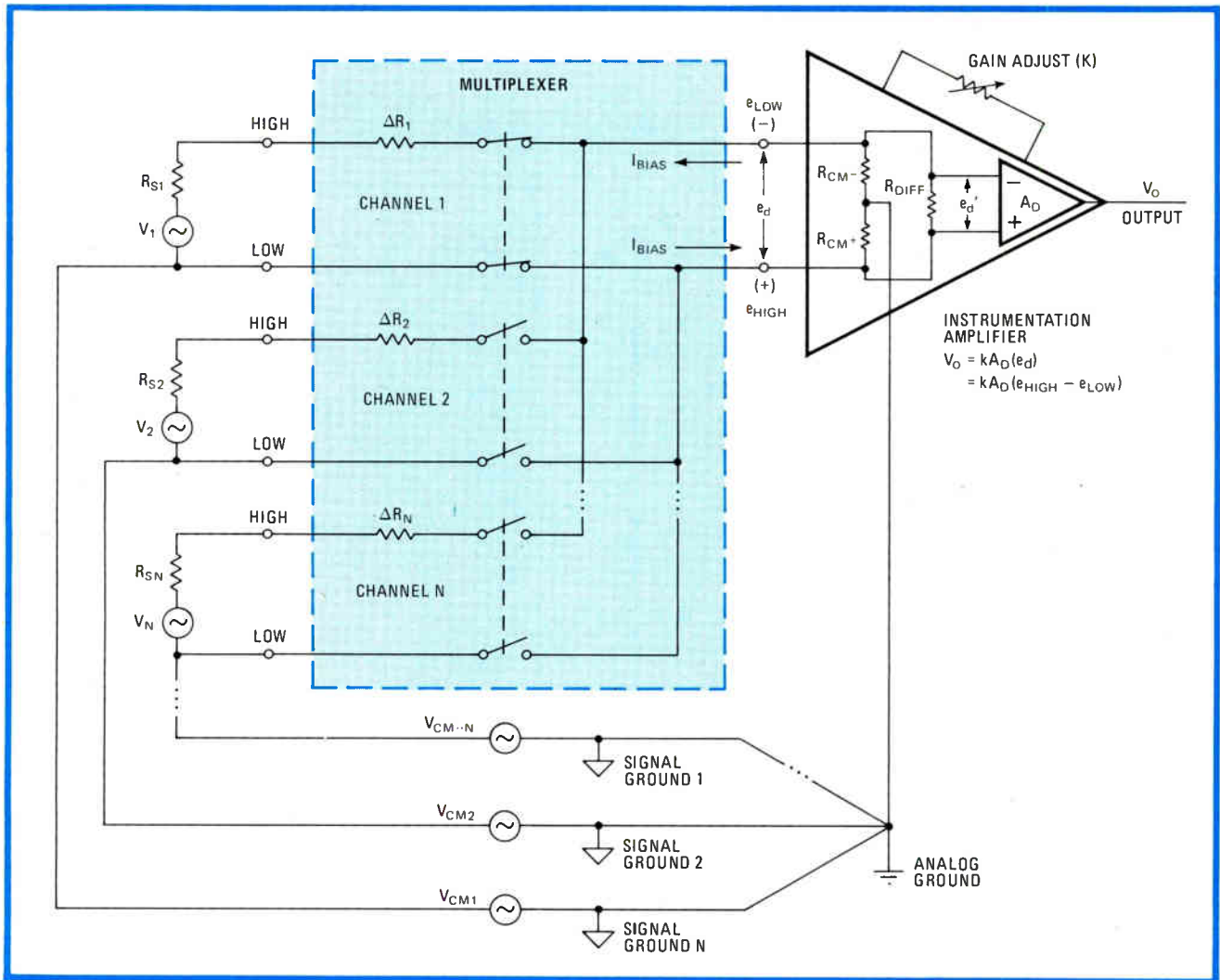
Isolated data-acquisition systems do, however, carry a higher per-channel price tag than nonisolated ones. Their increased circuit complexity also reduces the number of channels possible per printed-circuit card. Another

penalty is that isolation reduces the data acquisition's speed or throughput rate. Fortunately, for the majority of transducers (like thermocouples and strain gages) that interface with industrial-control data-acquisition systems, the lower throughput rate does not seriously degrade system performance. This is because such transducers change slowly in response to the variables they sense.

Figure 1 illustrates a basic data-acquisition system. In low-speed systems, the output of the instrumentation amplifier may be fed directly to the analog-to-digital



1. Data acquisition. A typical data-acquisition system is basically a switched-input analog-to-digital converter that is vulnerable to common-mode voltages. For high-speed systems, the differential amplifier's output may be fed directly to the input of the a-d converter.



2. Multiplexer. The multiplexer of a data-acquisition system is typically configured with differential inputs. Input channels are selected digitally, by the multiplexer, through the use of solid-state switch arrays or relays. Selection can be sequential or random.

converter's inputs. For high-speed systems, however, this output is first fed to a sample-and-hold amplifier, where it is held until the a-d converter completes each of its digitizing cycles.

Their proximity to the system input makes the multiplexer and instrumentation amplifier particularly sensitive to any common-mode voltage. Even a low one can disable a nonisolated system, where power-supply voltage levels of 12 to 15 volts can be considered excessive.

As shown in Fig. 2, a system multiplexer is typically configured with differential inputs. It can be digitally instructed to select one of several input channels, randomly or sequentially, through the use of either solid-state switch arrays or various types of relays.

Unbalances can cause errors

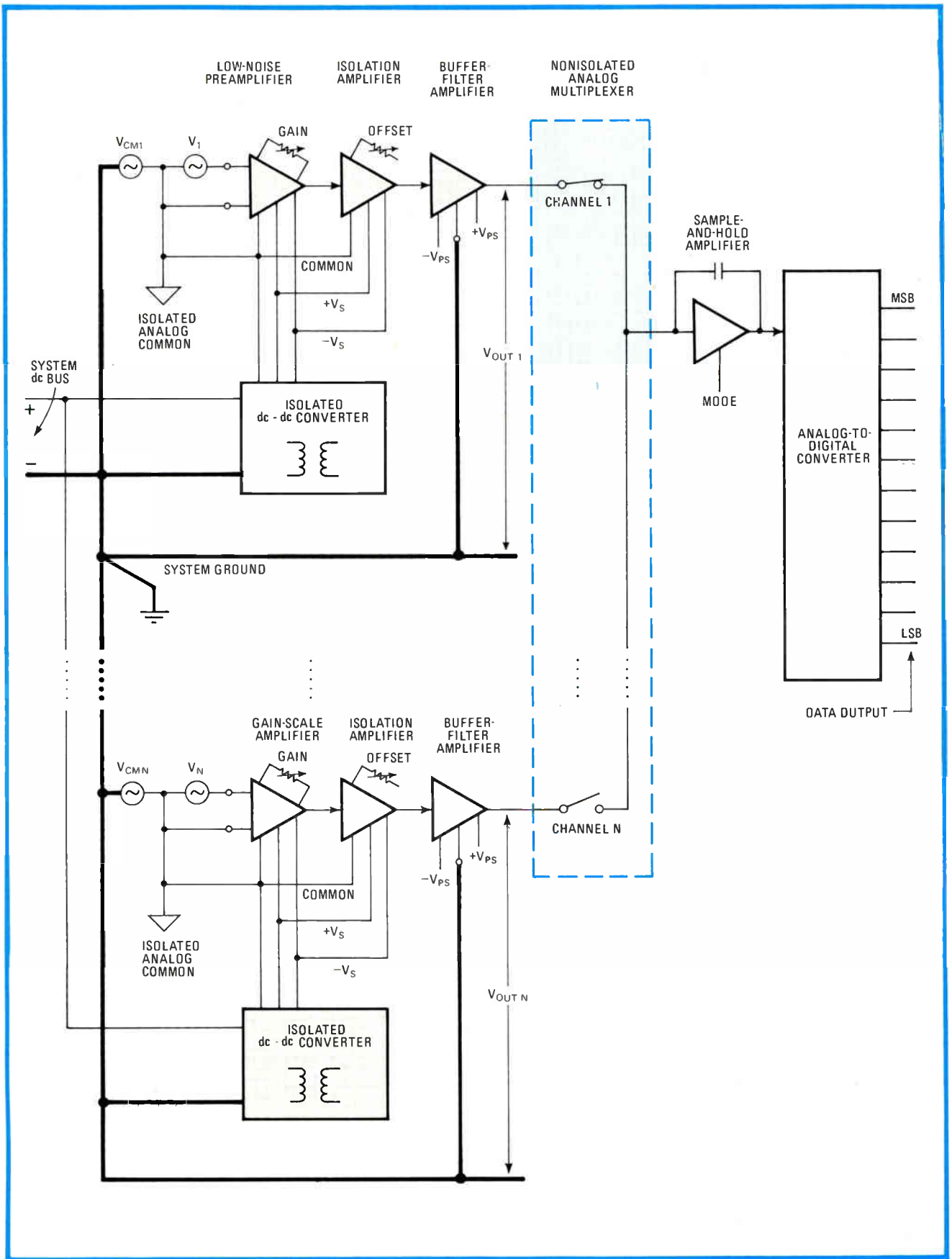
Because the common-mode rejection ratio (CMRR) of an instrumentation amplifier is influenced by several conditions, it is important to spell out all such conditions completely. For example, CMRR increases with the amplifier's closed-loop gain and decreases as frequency increases and with unbalances in its differential line-pair impedance.

Theoretically, an instrumentation amplifier can provide infinite CMRR at no response. This results when the inputs V_{low} and V_{high} (e_{low} and e_{high} in Fig. 2) are symmetrical and equal but opposite in polarity. In practice, however, these voltage signals traverse long multiplexed line pairs that are resistively unbalanced.

Varying attenuations

For each input channel, R_s is the source resistance of the remote input signal, and ΔR is the resistive unbalance of the differential switch pair's on-resistances. When the common-mode input resistances of the circuit of Fig. 2 become equal ($R_{CM+} = R_{CM-}$), the instrumentation amplifier's V_{high} common-mode input signal is attenuated more than that of the V_{low} path. An output is thus produced by the amplifier, and CMRR becomes less than infinite. CMRR can be further degraded with time-varying inputs such as those of stray capacitive unbalances. These can cause input attenuation to vary with frequency, often in an unpredictable manner.

For the circuit of Fig. 2, errors from input unbalances are not a serious problem since the amplifier's common-mode input resistance is several orders of magnitude



3. Premultiplexer isolation. In a basic data-acquisition system with premultiplexer isolation, each input channel is isolated by a differential isolation stage. One of its disadvantages in systems with many channels is that an equal number of isolation amplifiers is needed.

greater than source and channel resistances. The amplifier can thus serve as an impedance buffer to minimize source loading and resulting calibration errors. And with adjustable gain, it can control system symmetry.

Like all amplifiers, an instrumentation amplifier generates temperature-sensitive input bias currents. These currents flow through its signal terminals and the conductive path connecting them. Any resistive unbalance will transduce these currents to a differential-input offset voltage that varies with temperature. Thus all data-acquisition systems must strive for high input impedance, symmetry of inverted and noninverted instrumentation-amplifier gains, and balanced-impedance differential inputs.

There are two general isolation schemes for data-acquisition systems. Premultiplexer schemes can be implemented with either optical or transformer isolation. Postmultiplexer isolation is done by electromechanical or reed relays. The former general scheme differs from the latter in that an isolation amplifier is needed for each data-acquisition channel. (One well-known isolation type that will not be discussed in this article is that of optically isolated voltage-to-frequency and frequency-to-voltage converters, as it is not common in single-board data-acquisition applications).

In a basic premultiplexer-isolation data-acquisition system (Fig. 3), each input channel is isolated from high common-mode voltages by a differential isolation stage. Each stage consists of a low-noise gain-scaling preamplifier, an isolation amplifier with offset adjustments, and an isolated dc-dc converter for powering both amplifiers. A nonisolated buffer-filter amplifier translates the signal return reference to system ground, enhances normal-mode noise rejection, and unloads the isolation amplifier output by virtue of its high input impedance. Although the preamplifier and isolation amplifier are shown as separate elements in Fig. 3, in practice they may be combined as a single circuit element.

The topology and characteristics of the isolation stage determine the overall performance of the circuit in Fig. 3. A key element is the preamplifier, which has the greatest effect on system noise and drift. It should therefore exhibit extremely low noise and have low dc offset drift with time and temperature and a sufficiently high bandwidth for good frequency response. The low noise and drift characteristics are important, since any noise is amplified by subsequent gain stages. The preamplifier must also exhibit high common-mode rejection when hooked up as in Fig. 3.

Double duty

The isolation amplifier in Fig. 3 has a dual role: it not only isolates the signal from ground, but also provides adjustable gain and offset cancelation.

Depending on the specific isolation technique employed, the buffer-filter amplifier may be incorporated within the isolation amplifier or be a separate circuit element. Like the multiplexer and subsequent data-acquisition system components, this amplifier is nonisolated and is powered by nonisolated supplies.

The isolated dc-dc converter powers the preamplifier and isolation amplifier while creating an analog input

common that is well isolated from system ground. Thus the input-signal return reference is comparatively noise-free and does not have to contend with troublesome interference from system grounds.

Input-signal returns, particularly those at low levels, must be fed through an analog common line since they are prone to ground-noise problems in isolated or nonisolated circuits. The system-ground conductor, which conceivably could be miles long, often contains large voltage gradients. It can also carry large transient currents caused by digital circuitry and inductively activated control components such as electromechanical relays and solenoids. In addition, ground potential can differ by the full ac-line voltage between two widely separated locations, due to faulty grounding of the ac power line.

Optical isolation is relatively simple

Figure 4a illustrates a basic approach to optical isolation of an input stage to a multiplexer channel. Light-emitting diode CR2 transmits equal amounts of light to matched photodiodes CR1 and CR3. By circuit design, the LED's output is proportional to the differential input, voltage V_{input} . Negative-feedback coupling of CR2's light to CR3, via CR1, reinforces this proportionality.

Since CR1 and CR3 are closely matched and receive equal amounts of light, currents flowing through them are nearly identical in magnitude. This is expressed by the relationships:

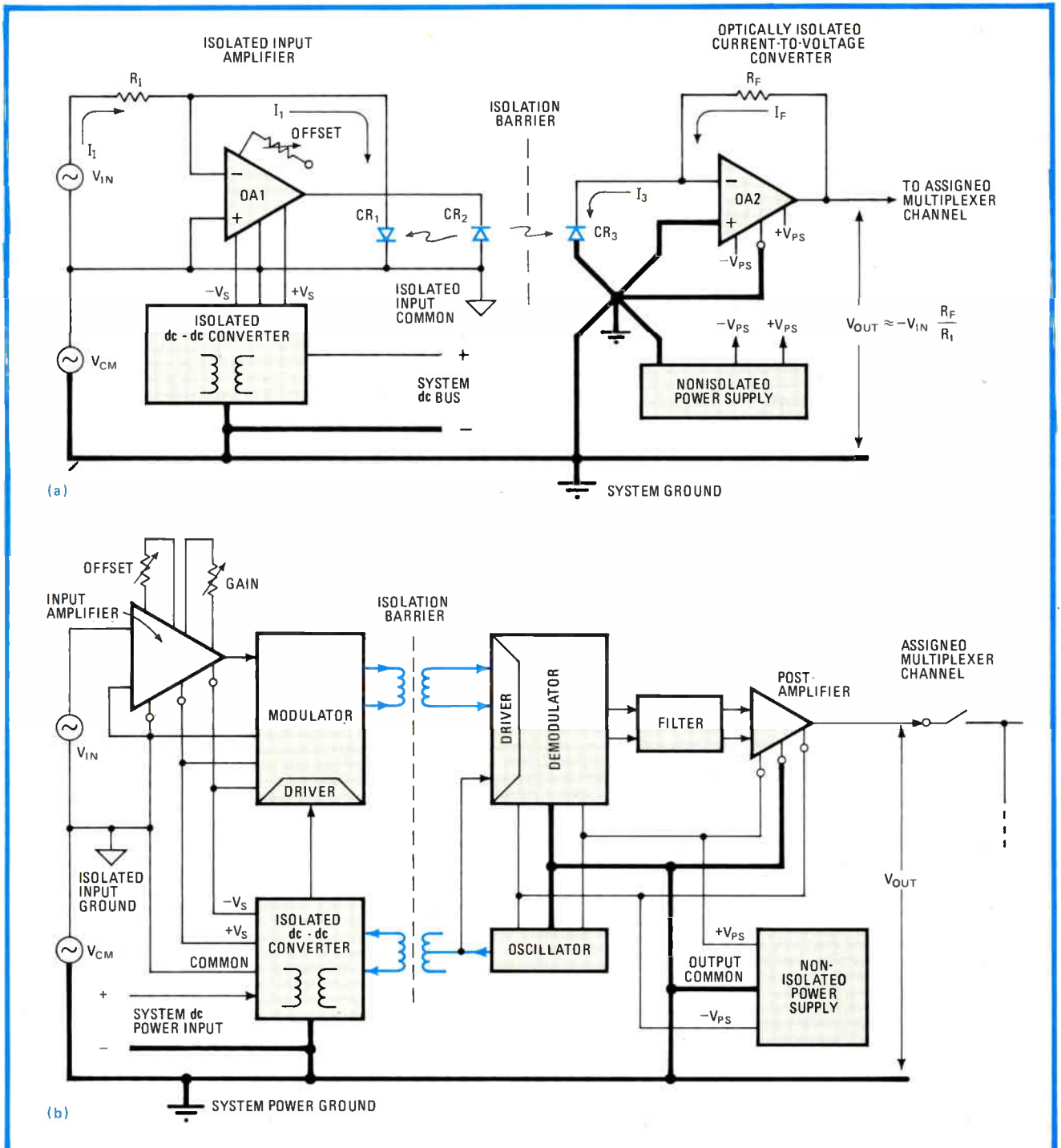
$$V_{\text{input}}/R_{\text{input}} = I_1 = I_3 - (V_{\text{output}}/R_{\text{feedback}}) - (R_{\text{feedback}}/R_{\text{input}})$$

Light coupled from CR2 to CR3 is thus transformed into current. Operational amp OA² then converts this current into a voltage, which is subsequently amplified to higher levels. The electrical isolation between CR2 and CR3 is known as an isolation barrier. The isolated dc-dc converter in Fig. 4a floats the input stage relative to system ground, for voltaic and galvanic isolation.

Optically coupled amplifiers located before the multiplexer are simple, low in cost, and small in size. They withstand common-mode pulsed inputs of 5 kilovolts and more, while boasting CMRR on the order of 100 decibels (at 60 hertz) and bandwidths ranging from 15 kilohertz up. They are also free of high-frequency modulation spikes and exhibit long-term stability (an average gain change of 0.075% over 10,000 hours of operation, as per one manufacturer's claim).

A disadvantage is poor gain linearity. It is typically within 0.05% at best, a performance unacceptable in 12-bit data-acquisition systems.

The use of an isolated input stage per multiplexer channel means that an isolated dc-dc converter must be used for each channel as well. This adds to the per-channel cost and can introduce the need for additional filtering of dc-dc noise spikes. Since each input amplifier in the circuit of Fig. 4a requires two adjustment potentiometers—one for zero and one for gain—an n-channel system would mean 2n potentiometers, which increase costs and are too time-consuming to be adjusted. Also the potentiometer resistance can change with time and temperature, and the more potentiometers used, the greater this drift problem becomes. Still another disadvantage is the need for isolated digital inputs for pro-



4. Optical isolation. A multiplexer's input stage may be optically isolated with this basic circuit (a). Photovoltaic and galvanic isolation of the input stage from ground is maintained by the dc-dc converter. A transformer can also be used for isolation (b).

gramming the optically coupled amplifier's gain by software. The isolated digital inputs are necessary to keep the input amplifier isolated and allow it to be gain-switched.

Transformer isolation

Fig. 4b shows a data-acquisition channel isolated by a transformer, before the multiplexer stage. Transformer isolation can be achieved by various types of synchronous modulation/demodulation techniques and by differ-

ent inductive-coupling configurations. More complex and generally more costly than optically isolated designs, transformer-isolation designs offer a wide range of price, performance, and size options. For example, where small physical size is not important, transformer-coupled modular amplifiers can provide gain linearities to within 0.005%, suitable for 12-bit applications. Of course such modular amplifiers are typically 10 to 30 times larger than hybrid amplifiers.

Modular transformer-coupled amplifiers can achieve

high CMRRs, from 110 to nearly 180 dB at 60 Hz. They can withstand greater than 5-kV pulsed inputs and have small-signal bandwidths extending to 2.5 kHz.

Hybrid transformer-coupled amplifiers are available with even better isolation and bandwidth ratings, but are limited in gain linearity to 12-bit operation. Such units can withstand 8-kV input pulses, feature 125-dB CMRRs (at 60 Hz), and have 35-kHz small-signal bandwidths. And they are, of course, considerably smaller than modular units.

Like optically coupled amplifiers, each transformer-coupled amplifier requires a zero and a gain potentiometer—again, a penalty of 2n potentiometers for an n-channel multiplexed system. Another similar disadvantage is the need for isolated digital inputs for software-programmable-gain applications. Though some transformer-coupled amplifiers contain an isolated converter, most do not. Supporting the isolation given by transformer coupling therefore requires one internal or external converter per isolated channel. In either case, this increases the per-channel cost.

A problem unique to transformer-coupled amplifier designs is the presence of harmonic-laden spikes caused by imperfect switching within the modulator and demodulator circuits. The high-frequency components of these spikes can couple into and disrupt nearby system circuits by conduction via parasitic reactive paths, or by electromagnetic radiation.

For many applications, the use of an individual isolation stage for each analog input channel can be a needless extravagance that only complicates system calibration and adds to system complexity. Figure 5 gives an example of postmultiplexer isolation in which a single input stage can gain-scale, isolate, and impedance-buffer many analog channels. Electromechanical relays multiplex the external signal sources to the isolated-amplifier inputs, by analog switching techniques.

Relays warrant consideration. Unlike solid-state multiplexing switches, they can withstand large common-mode voltages. In addition, even general-purpose relays exhibit low on-resistances, typically in the milliohm levels, that help minimize input calibration errors in low-signal-level precision applications.

Reduced costs

The circuit in Fig. 5 reduces per-channel cost, yet tolerates high common-mode voltage levels. Further, this configuration requires only one set of zero and gain adjustments and only one set of isolated logic for software-programmable gain-switching. Several basic disadvantages remain, however. For 12-bit systems, a costly, high-accuracy isolation amplifier is needed, which in turn requires isolated logic for programmable gain-switching. Since the response time of an electromechanical relay exceeds that of a solid-state analog switch, the maximum channel-selection rate for a relay-type multiplexer will fall far below that of a solid-state multiplexer. The time corresponding to the maximum rate must be long enough to guarantee that a relay can achieve a break-before-make transition when switching from the one channel to another. This time can range from tens of nanoseconds for a solid-state multiplexer to tens of milli-

seconds and more for a relay equivalent.

The lower speed of a relay-based multiplexer precludes its use in high-speed applications. Consequently, systems with relay multiplexers are used for acquiring slowly varying signals, such as those found in many geophysical and scientific applications. The a-d converter associated with relay multiplexing is usually a low-speed integrating type. Such a converter trades off speed for the ability to reject the power line frequency and its major harmonics, plus higher-frequency noise.

The multiplexer in Fig. 5 has a serious reliability problem. The finite input impedance of the isolated differential amplifier lets current flow through the contacts of a selected channel relay, which reduces relay contact life by orders of magnitude or more.

Yet another problem is one of random catastrophic failure. Parasitics from capacitors C_S and $C_{S'}$, which couple the multiplexer output rails to ground, are the culprits. The problem occurs this way: capacitors C_S and $C_{S'}$ are first charged to a very high common-mode voltage level (assume a level V_{cm1} for channel 1). If another channel is selected, with associated common-mode voltage V_{cm2} also very large and opposite in polarity to V_{cm1} , at the instant of channel selection, each relay contact of channel 2 (K2A and K2B) will experience a large voltage differential, made up of V_{cm1} and V_{cm2} . Such a differential voltage is likely to cause relay contact arcing and premature failure. The use of current-limiting resistors R_S and $R_{S'}$ reduces this problem somewhat but does not eliminate it.

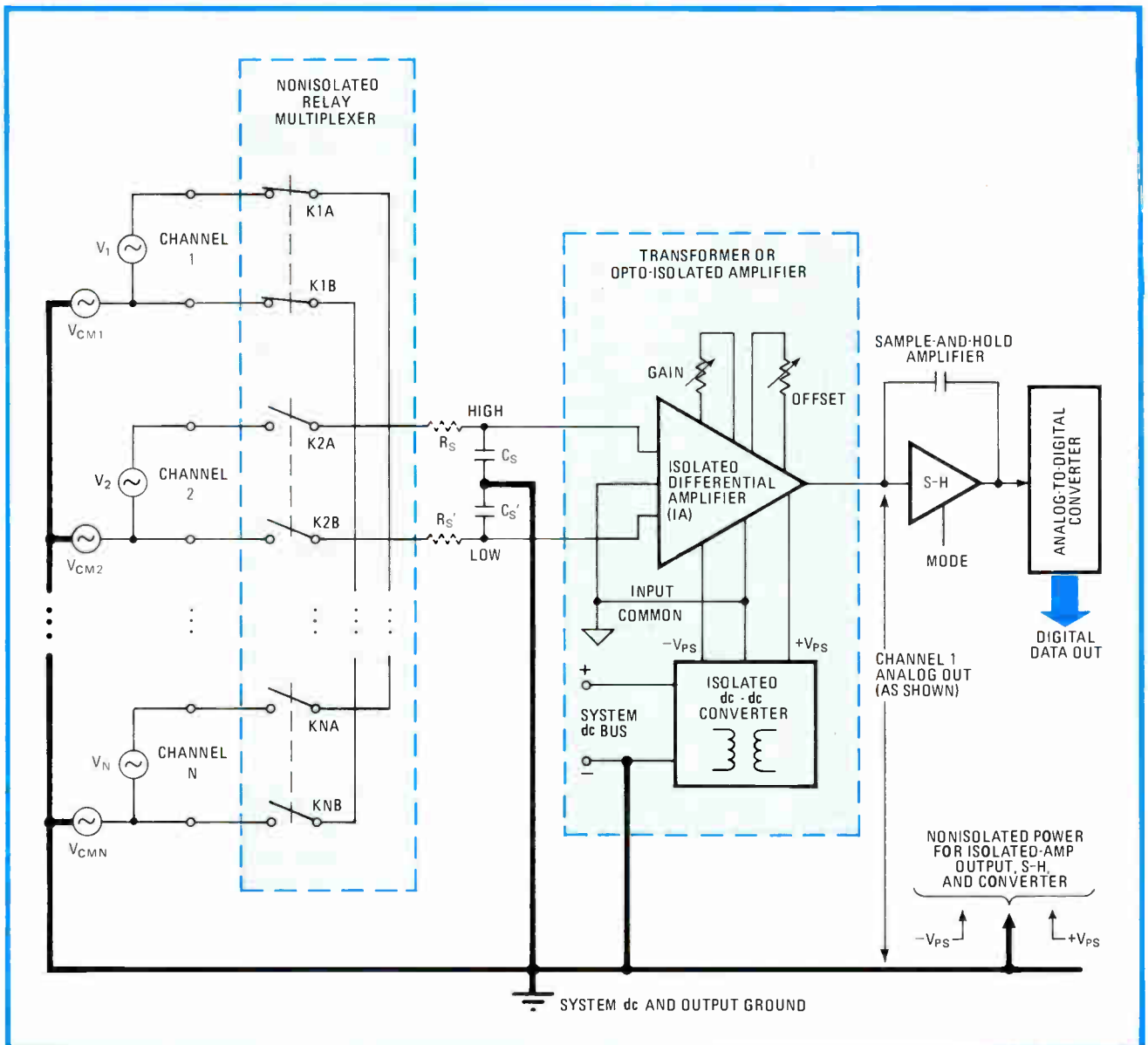
Optimum performance with the flying capacitor

Figure 6 illustrates the reed-relay flying-capacitor isolation technique that Data Translation uses in its family of low-signal-level, wide-dynamic-range, and high-isolation data-acquisition modules. Each channel (1 through n) contains its own storage capacitor and differential relay. A selected-channel relay first connects the channel storage capacitor across an external voltage to be measured. Later, the relay switches the charged capacitor across the amplifier input terminals. After being gain-scaled, the signal is digitized by the a-d converter.

The circuit in Fig. 6 performs the complete data-acquisition function, yet it requires but a single nonisolated amplifier and no dc-dc converters for channel isolation. This is because the reed-relay flying-capacitor multiplexer isolates high common-mode voltages while providing excellent CMRR and improved reliability through circuit simplification.

When commanded, each storage capacitor in Fig. 6 measures and holds an amount of charge corresponding to the true differential value of its assigned external voltage source. Because the common-mode voltage appears at both terminals of each capacitor, it contributes zero charge to the capacitor. In practice, external resistive and reactive unbalances limit CMRR to a value greater than 126 dB at 60 Hz, at a 1-kilohm source unbalance.

Connected as shown, the relays determine the common-mode voltage isolation level, typically about ± 250 V. This level is less than that possible using optically coupled and transformer-coupled designs, but it is cer-



5. Relay isolation. Postmultiplexer isolation of a data-acquisition system can be achieved by the use of electromechanical relays. The use of relays eliminates the need for an isolation stage for each channel, a need common with premultiplexer optical and transformer isolation.

tainly adequate for a large number of industrial control and measurement applications.

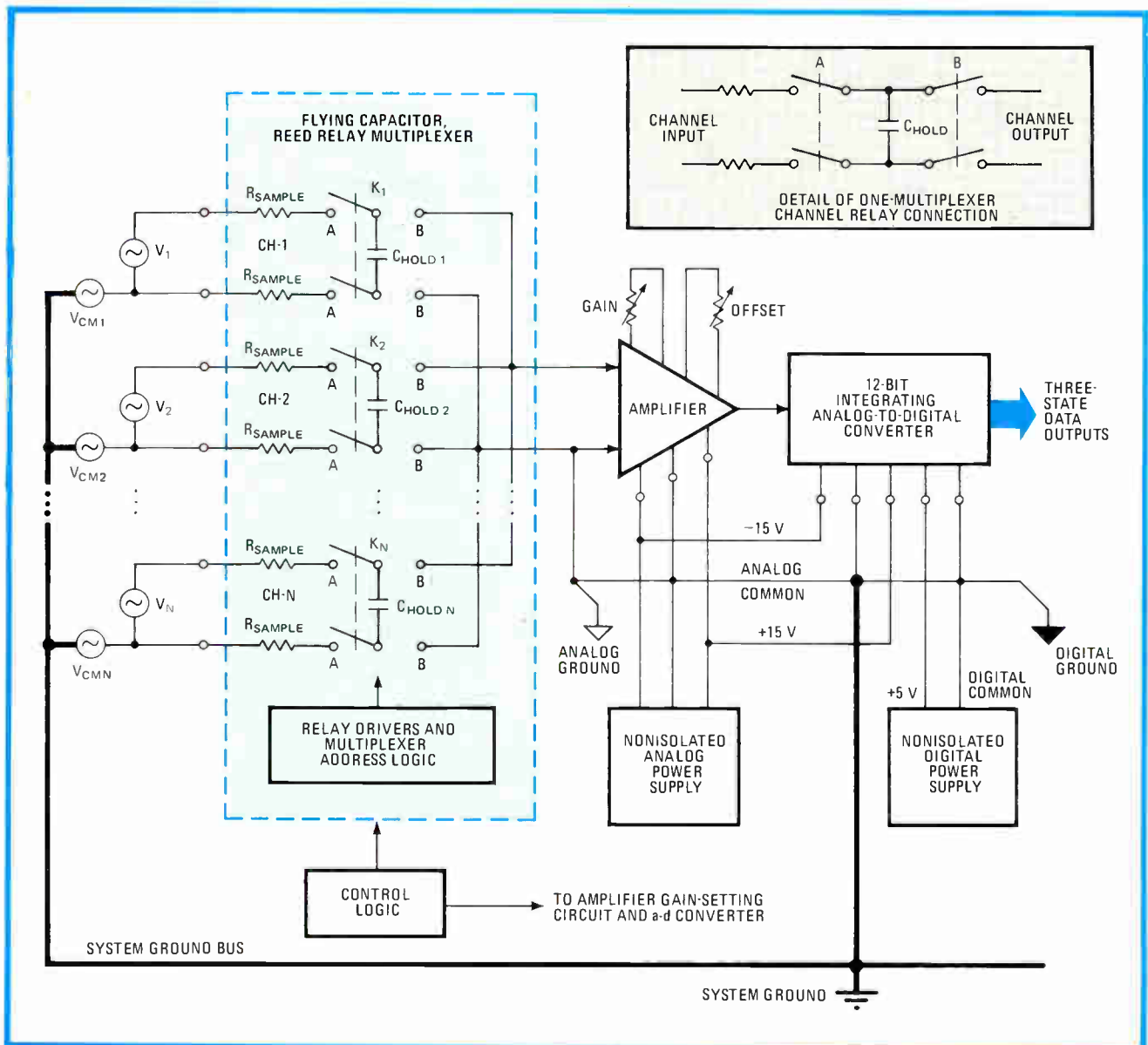
The amplifier in Fig. 6 presents a high input impedance to the multiplexer and exhibits stable resistor-programmable gain, along with low noise and dc drift. Its input impedance is on the order of 100 megohms and the dc gain error is approximately 0.006% at a closed-loop gain of 1. Since the amplifier is not isolated, its gain-switching need not be isolated. Further, the system it is used in is expandable to as many as 1,024 channels, and the single input amplifier can serve them all.

Compared with premultiplexer isolation methods requiring one amplifier per channel, the reed-relay flying-capacitor approach reduces offset and gain adjustment times by a factor of 1,023. In addition, it eliminates the need for 1,023 amplifiers and 1,024 isolated dc-dc converters, improving reliability and reducing cost.

An integrating type of a-d converter is used in Fig. 6.

This type of converter is inherently linear and moderate in price. Its sampling period can be set equal to the period of the power-line frequency for near-infinite rejection of 60-Hz and its harmonics. In addition, this normal-mode rejection increases at 6 dB per octave near the frequency at which the multiplexer's CMRR begins decreasing at the same rate. This tends to maintain the overall CMRR over a wider band of frequencies.

The normal-mode noise bandwidth of the system in Fig. 6 is limited at the input by the $R_{\text{sample}}C_{\text{hold}}$ networks in the multiplexer and within the system by the low-pass filter of the a-d converter. This limitation has its advantages, enabling the system to resolve and precisely digitize extremely low-level input signals. The multiplexer addressing logic of Fig. 6 contains provisions to prevent simultaneous selection of more than one channel under all operational conditions, including power-up and power-down. In addition, the A and B contact pairs assume



6. Flying capacitor. Optimum isolation of a data-acquisition system is achieved by the flying capacitor technique. Each input channel contains a storage capacitor and a differential relay. The relay charges and discharges the capacitor from input to output terminals.

an open state for logic faults and power loss conditions. Normally, either the A or B contacts are closed, but never both. For unselected channels, the A contacts are closed, allowing the external sources to charge their assigned channel capacitor.

The flying-capacitor approach eliminates yet another component, the sample-and-hold amplifier. Instead, the $R_{\text{sample}}C_{\text{hold}}$ input networks are proportioned to maintain a droop commensurate with 12-bit accuracy over the required sampling period. The R_{sample} resistors also serve as input current limiters, and ultimately as fuses, for certain fault conditions.


The reed-relay flying-capacitor multiplexer circuit provides excellent low-signal-level, multichannel performance (up to 1,024 channels) with simple, minimum-component circuitry at an extremely competitive price.

The circuit of Fig. 6 can also use mercury-wetted relays. But despite bounce-free operation and low on-

resistance, these relays are sensitive and costly, requiring relatively large amounts of heat-generating drive power. Mercury solidification limits their low-temperature operation, and large size limits their packaging versatility.

More sophisticated

Modern reed relays are more sophisticated and reliable than their predecessors. The relays used in the data-acquisition modules incorporate oxygen-fired rhodium contacts attached to nickel-iron reeds, all in a glass-enclosed, dry-nitrogen atmosphere. For uniformity, the relays are assembled by automated machines to keep bimetallic voltage levels as close as possible to each other, from unit to unit. Typically, reed relays feature lifetimes of more than 100 million cycles. Compared with mercury-wetted relays, reed relays are smaller, lower in cost, are insensitive to position and require less drive power for reduced on-card thermal problems. □



Electro/80

□ Eastern electronics' annual rite of spring—the Electro conference and exhibition—will fill Boston in April with engineers trying to prove that the show's theme, "Electronics Leads the Way," is in earnest. And leading the way for those engineers and Electro itself, measured by the number of technical sessions devoted to them, will be instrumentation and the microprocessor.

When Electro/80 opens on May 13 for its three-day run, Hynes Memorial Auditorium will be sold out and filled to its rafters with electronics companies and their representatives displaying products. The totals: more than 350 exhibitors occupying more than 730 booths. If there is indeed a recession abroad in the land, no economist could prove it from the business curve of Electro.

In 1976, when the show inaugurated its policy of alternating Boston with New York, Hynes had 265 exhibitors in 509 booths; by 1978, the respective numbers read 350 and 655. In fact, in the larger quarters available in New York last year, there were about 400 exhibitors, just 50 or so more than will be at Boston for Electro/80. And Boston's attendance is expected to equal New York's 30,000.

One significant trend in exhibitors is the increasing number of Japanese firms at Electro. From a low in 1977 of 8 booths occupied by 5 companies, the numbers have climbed steadily to 14 booths and 7 exhibitors in 1978, 15 booths and 8 companies in 1978, and a big jump to 24 and 13 respectively for Electro/80.

That is one side of the coin. The other, technical and professional presentations, is a good indicator of equipment rather than of business trends. With instrumentation and the use of the microprocessor the most popular topics, almost half the 34 sessions will be devoted to one or both of those subjects. In addition to discussions of technology, there will be a panel discussion on engineering education, as well as sessions on starting and operating a small high-technology business and on new ideas for engineering managers.

Single-chip microcomputers are the subject of session 29, "Total Solution on a Single Chip," and session 33, "Single Chip Microcomputers as System Components."

The former looks at the trend toward putting interface circuitry on chip along with the existing central processing unit and memory. The papers here, each one introducing a new device, new applications for existing ones,

or both, come from companies like National Semiconductor, Texas Instruments, American Microsystems, Rockwell International, and Motorola.

One of the new single-chip microcomputers is Motorola Inc.'s MC6805R2. Built by its Austin, Texas, group from high-performance MOS, known as H-MOS, the 8-bit unit features, in addition to a CPU, an on-chip clock, 2 kilobytes of read-only memory, 64 bytes of random-access memory, 32 input/output lines, and, most importantly, an on-chip four-channel analog-to-digital converter. A block diagram of the converter is shown on page 144. It uses successive approximation and a four-input multiplexer, controlled through a status word, to select an input channel. A conversion takes about 30 machine cycles to complete.

Session 33 broaches single-chip microcomputers from a different angle: how they are being converted to act as slaves of master microprocessors (in addition to being able to stand alone). The resulting chips are generally referred to as peripheral interfaces or universal peripheral controllers. The first of these was Intel Corp.'s UPI-41A, which the Santa Clara, Calif., company will discuss in a paper along with other of its peripheral chips. Mostek Corp. of Carrollton, Texas, discusses its serial communications unit, the SCU 1, a 3870 preprogrammed for industry-type functions [*Electronics*, Dec. 7, 1978, p. 46]. Motorola unveils its own intelligent peripheral controller, the MC68120, which has a dual-port RAM and semaphores for synchronization.

High-end processors

High-performance microprocessors are the topic of session 19, "Advanced Architectures: Hardware and Software Considerations for New 16-Bit Microprocessors and Beyond," which attempts to match present software requirements with the latest hardware offerings. Here Intel, National, Motorola, and Advanced Micro Devices point to their architectures—the 8086, NSC16000, MC68000, and AmZ8000, respectively. Western Digital Corp. illustrates the advantages of Pascal pseudocode interpretation with its Microengine chip set.

Those attending session 19 might benefit most from the first paper, however, which is written by a software house that has examined the architectures of the 8086,

HOW THREE FLOATING-POINT SYSTEMS COMPARE

		Payne – Strecker	Kahan – Coonen – Stone	Fraley – Walther
Range	single	$[2^{-128}, 2^{127}]$	$[2^{-128}, 2^{128}]$	$[2^{-127}, 2^{127}]$
	double	$[2^{-1,024}, 2^{1,023}]$	$[2^{-1,022}, 2^{1,024}]$	$[2^{-1,023}, 2^{1,023}]$
	quadruple	$[2^{-16,384}, 2^{16,383}]$	—	$[2^{-16,383}, 2^{16,383}]$
Precision (bits)	single	24	24	24
	double	53	53	53
	quadruple	113	—	113
Exponent bias (bits)	single	128	127	not specified
	double	1,024	1,023	not specified
	quadruple	16,384	—	not specified
Operations	add, subtract, multiply, divide, compare, find the square root, and convert at all levels of precision			
Integer to floating-point conversions	conversions specified at all levels of precision	binary to decimal, remainder, round to integer	binary to decimal, extract function; conversions specified at all levels of precision	
Arithmetic	real arithmetic rounded to level of precision specified			
Rounding	default	unbiased to nearest representable number		
	other	toward 0 toward $+\infty$ toward $-\infty$		
Reserved operands	sign bit = 1 exponent = 0	exponent all 0s exponent all 1s	two exponent fields (encoding not specified)	
Exceptions	underflow	trap mandatory (default; replace with 0)	denormalize (trap optional)	replace with + UN (trap optional)
	overflow	trap mandatory (default; replace with ∞)	replace with $\pm \infty$ (trap optional)	replace with $\pm OV$ (trap optional)
	division by 0	trap mandatory	replace with INVALID (NaN) (trap optional)	replace with ∞ (trap optional)
	square root of negative	trap mandatory	replace with INVALID (trap optional)	replace with special symbol ERR (trap optional)
	reserved operand	trap mandatory	use special arithmetic rules (trap optional)	use special arithmetic rules (trap optional)
	inexact	—	raised when result is rounded from computed answer	—
Compare with reserved operands	trap mandatory	invoke special rules of comparison	invoke special rules of comparison (different from KCS rules)	
Extended registers	use double for single, quadruple for double	optional; single extended need not be the same as double in precision	optional	

Z8000, and 68000 with an eye toward programming efficiency. The three 16-bit devices are compared in terms of system-call mechanisms, byte manipulation, 32-bit data handling, and the effects these features might have on software design. Conferences like Electro can use more of these unbiased sources.

Software for microcomputers surfaces again in session 31, which targets high-level language execution. The titles of the first three papers are also the names of the

most popular structured high-level programming languages today: Pascal, C, and Ada. Pascal is covered by Softech Inc., which recently acquired exclusive rights to distribute the University of California at San Diego's version of the language, UCSD Pascal. The advantages of C are summarized by Whitesmiths Ltd. of New York, and Ada is outlined by Prof. Peter Wegner of Brown University, Providence, R. I.

Although Ada was based upon Pascal, Wegner spends



much time discussing C and UNIX, a Bell Laboratories operating system written in C. "Ada usage will overtake Fortran usage by 1995," he says—a prediction of interest to the many who want to prepare for the impact of Ada, developed for the Department of Defense.

Like the choice of a high-level language, the standardization of floating-point mathematics—the subject of session 18—is controversial. The fact that the topic is very hot and all those involved are participating should make this session, titled "Floating Point Standards for Micros and Minis," one of the most interesting. Three proposals are currently being considered by the Institute of Electrical and Electronics Engineers. They are called the K-C-S, P-S, and F-W proposals, the acronyms standing for the names of the persons involved in the drafting of the proposal. Harold Stone (the "S" in K-C-S) moderates the session, and the table on page 143, which he prepared, compares the three proposals.

Though not specifically related to microprocessors, digital gate arrays have become a key means of consolidating random logic. They are the topic of session 22, which brings together manufacturers and users.

The new products announced here attest to the growing density and speed of these arrays. As one example, Fairchild Camera and Instrument Corp. of Mountain View, Calif., will, for the first time, publicly announce its F300 gate array, which has the equivalent of 2,000 emitter-coupled-logic gates. The F300 is expected to span a power-delay range from 400 picoseconds at 8 watts to 1.2 ns at 2 w.

Another new gate array is being unveiled by Fujitsu Microelectronics Inc. of Santa Clara, Calif. Its high-performance Schottky array has the equivalent of 500 gates. Meanwhile, Motorola describes new standard parts in its line of ECL Macrocell arrays. The new entries, called the M10900 family, include an 8-bit arithmetic and logic unit, that can work in binary and binary-coded-decimal formats.

Microprocessors to depend on

As microprocessor- and microcomputer-based systems become more widely used, their reliability becomes more critical. One of the more versatile of the devices to focus on that aspect is Advanced Micro Devices Inc.'s 2960, and it is being explained in session 25 by Warren Miller, senior applications engineer at the Sunnyvale, Calif., company.

An error-correcting device, the 2960 can generate and then check a 7-bit error-checking code using a modified Hamming code that detects all single-, double- and triple-bit ones [*Electronics*, April 10, 1980, p. 38]. Although designed to operate with the 2900 family of bit-slice processors, the 2960 can be used with a variety of microprocessors, Miller notes.

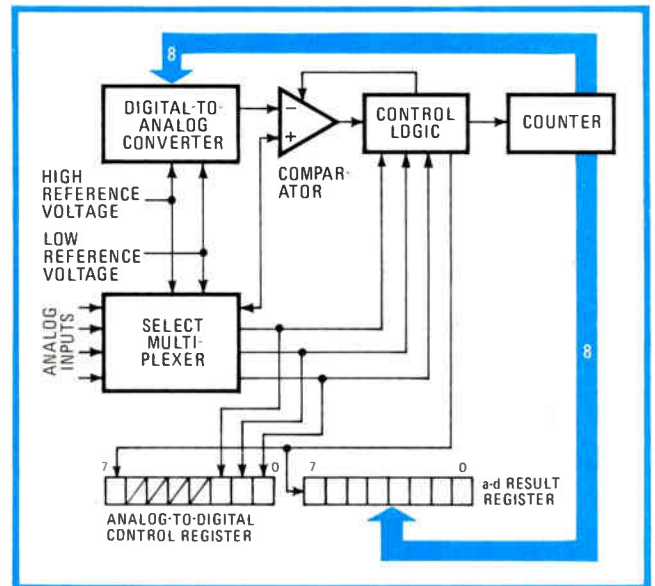
This single chip replaces the 20 to 30 medium-scale chips required to perform the function previously, he says. Furthermore, it can be cascaded to handle data fields either 32 or 64 bits long. To aid diagnosis of the system using the 2960, the syndrome bits indicating the failing bit are available.

Another interesting chip being discussed in that session is the IDM29110 microprogram controller from National Semiconductor Corp. of Santa Clara, Calif. Designed to control bit-slice processors, the 29110 features a 20-megahertz clock speed and instruction pipelining to speed operations and can support up to 8 kilobytes of control store. In its most elaborate pipelined mode, the 29110 can overlap access to the control store, generation of the next micro-instruction address, and execution of another instruction by the arithmetic and logic unit.

As storage densities of solid-state memory devices improve, it is increasingly attractive to employ more of these devices in computer systems. Session 10 will examine the trends in the memory devices that are leading candidates—RAMs and bubble memories.

Bulk storage goes solid-state

But despite the increasing use of memory, Sam Young, strategic marketing and applications manager at Mostek Corp., sees the rate of growth of the RAM demand slowing over the next few years. Such slowing is almost inevitable since, he notes, the industry shipped as



On-chip a-d converter. Motorola's latest version of its 6805 single-chip microcomputer sports four analog input channels. The a-d section of the chip, shown above, uses successive-approximation techniques and takes 30 machine cycles to complete a conversion.



many bits of MOS memory in 1980 as in all the preceding years put together. But even with the slower rate of growth, it still is a staggering 50% a year, which will see the industry shipping 15 million devices by 1984. Of that amount, the majority will still be 16-K devices. He assumes the learning curve for 64-K RAMs will be similar to the one for 16-K versions, resulting in a similar increase in shipments. Thus by 1984 the industry should be shipping some 80 million 64-K parts, he projects.

Because of this increasing use of memory devices, easier design techniques are needed, Young says. One attempt to ease engineering is Mostek's Bitwyde concept, which provides for pinout compatibility between its current parts and the newer 4532 32-K, 4164 64-K, and the 4538 128-K parts.

The popular floppies explored

This year the floppy-disk industry is expected to ship more than 2 million floppy-disk drives, and session 7 will examine the technical trends behind the popularity of this device. Improvements in floppy-disk controller chips will be discussed, along with advances in the drive itself and the magnetic media.

In one of the more interesting papers, Marshall Nathanson, Jeffrey Bobicki, and Jack Taranto of Burroughs Corp.'s Peripheral Products group in Westlake Village, Calif., will explain how they designed a floppy-disk drive capable of storing 3 megabytes. Now available as the model MD122 flexible-disk drive, the device tripled the track densities of conventional floppy disks to 150 tracks per inch by reducing the core structure of the read/write head to one third its former size. In addition, improvements in the medium made recording densities of 7,000 bits per inch possible. Average access time is 100 milliseconds, about twice as fast as other floppy drives. A microprocessor-based controller, built around the Motorola 6802, handles interfacing, drive control, and diagnostics.

Arithmetic made easy

This year several companies are planning to introduce specialized single-chip arithmetic processors, making sophisticated arithmetic options much more affordable for systems designers and easier to program. Two of the makers will use Electro to detail their plans in session 14.

Krishna Rallapalli, manager of MOS microprocessor applications for Advanced Micro Devices, will discuss the Am9512 single-chip floating-point processor (see p. 153). Although it links onto an 8-bit external data bus, the Am9512 uses 17-bit internal data paths to perform single-precision arithmetic on 32-bit operands and double-precision arithmetic on 64-bit operands. Data formats and the floating-point arithmetic procedures are consistent with the proposed IEEE standard.

Chuck McMinn, 8086 product manager for Intel Corp., will provide details of the 8087 numeric data processor first unveiled at the International Solid State Circuits Conference last February [*Electronics*, Feb. 14, p. 144]. In addition to floating-point arithmetic on up to 80-bit binary numbers, the 8087 will do 2's complement arithmetic on 16-, 32-, or 64-bit numbers, convert to and from binary-coded-decimal format, and calculate square roots, logarithms, and trigonometric functions.

Catching the bus

The single session devoted to the IEEE-488 interface standard at last fall's Wescon [*Electronics*, Aug. 30, 1979, p. 170] attracted so much attention that three bus-related sessions have sprung up at Electro. They are spread out over the first day.

At 9 a.m., Jim Geisman of Tektronix Inc., Beaverton, Ore., will run the first session, number 3, "IEEE-488: User Fundamentals." According to Geisman, who also organized and headed the Wescon session, "There are many new users who can profit from the experience of others, and sophisticated users are uncovering some subtleties in the use of the bus that need to be aired at this meeting."

First to formally air those subtleties at Electro will be Dave Ricci, of Hewlett-Packard Co., Palo Alto, Calif., one of the authors of the original IEEE-488 standard. He will discuss the bus's impact on building automatic test systems for the laboratory and the production floor. Although the bus has reduced most of the process to a few simple steps, Ricci points out that "the relative simplicity with which a system can be designed and put together can lull the first-time venturer into ATS into a false sense of accomplishment." To prevent that, Ricci will take a careful look at programming 488 systems: test program planning, language selection, and various communications protocols.

An example of what can be done using a chip set to implement the 488 will be given by George Buchanan of Texas Instruments Ltd. of Bedford, England. Knowing the foibles of individual chip sets is important to designer and user alike; as Geisman points out, "widespread use of a few interface-bus chips means that semiconductor manufacturers will be setting a *de facto* standard."

For the present, however, "specifications among instrument manufacturers for IEEE-488 performance are as varied as the instruments themselves," according to Pat Donahoo of the John Fluke Manufacturing Co. of Mountlake Terrace, Wash. He will offer guidelines on what to look for in them and which ones are important to different classes of applications.

Maris Graube of Tektronix will wrap up the morning session with a brief look at the problems due to a lack of communications protocols for the bus. That will set the



stage for his session 6, "IEEE-488 Case Histories: Progress and Problems," which Graube will preside over at noon.

Graube sees a "negative synergism phenomenon" with respect to IEEE-488 systems: "The sum of the problems of a system is greater than the sum of the problems of its component parts." But the problems are being solved, he points out, and his group of metrologists from the electronics community at large will present those solutions. Gordon Minns of AMS Corp., Lake Elms, Minn., will discuss the use of the bus in high-technology research and development; Ken Sangren, metrology consultant at Sperry Univac in St. Paul, Minn., will talk about his company's instrument selection and integration process; and Chuck Corbridge of Tektronix will discuss the bus's use in metrology and calibration.

The bus's growing impact on measurement instruments and systems raises the question of how much intelligence—in the form of user-programmable microprocessor—should reside in the instrument or in a system controller. Henricus Koeman of Fluke will head the 3 p.m. session devoted to that topic, "Future of Intelligent Measurement Instruments and Systems."

Koeman sees three approaches evolving: programmable, self-contained instruments; single-board controllers interfaced with analog modules by a microcomputer bus; and IEEE-488 systems. The wide-ranging session will explore each approach, with Tom Rousseau of Tektronix discussing the intelligent oscilloscope [*Electronics*, Feb. 28, 1980, p. 39] and Martin Larson of Fluke covering the smart digital voltmeter [*Electronics*, March 13, 1980, p. 157].

Development systems in the spotlight

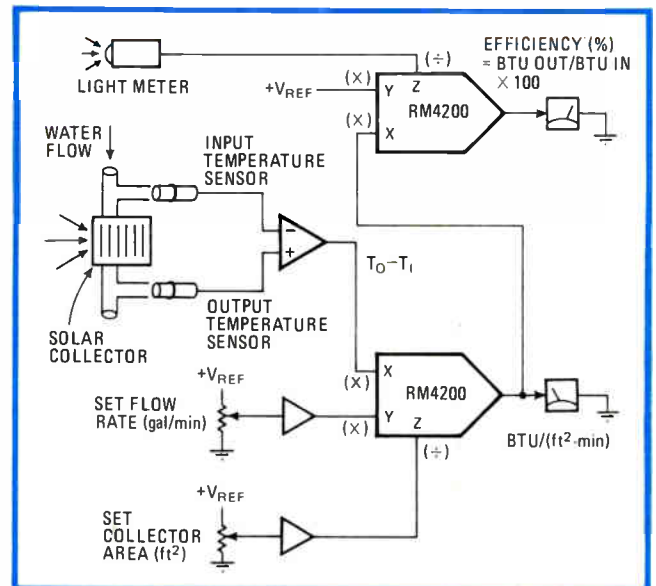
The hottest software instrument, the microprocessor development system, will be covered in two sessions, one on Thursday morning and one in the afternoon. The sessions are similar to ones held at Wescon and will be run by the same people—Dave West of Millennium Systems Inc., Cupertino, Calif., and Jeff Krawitz of Solid State Scientific Inc., Montgomeryville, Pa., respectively. Although the topics are the same, the field is moving so fast that new bits of information have been added. For example, in the morning, in West's session 23, "Evaluation or Revolution to Next Generation Development Systems," John Marshall of HP will talk about the theory and practice of real-time emulation, and Mary Elmore of Intel will reveal her company's immediate MDS plans. In the afternoon, in session 27, "But How Does Your Microprocessor System Develop My System?" Krawitz will pit manufacturers of various systems against each other, which should generate some heat, particularly in the light of recent announcements.

Linking the largely inexpensive and straightforward

digital world and the more costly and more complex analog world is the topic of session 4, "State-of-the-Art Data-Acquisition Systems." It was organized and is headed by Daniel Abenaim, business group manager for data-acquisition products and conversion, Analogic Corp., Wakefield, Mass. Abenaim will also deliver one of the session's papers, "Encroachment of Digital System Design Approaches into the Analog World." Despite the expansion of digital techniques into the analog world, he says, analog signal processing must still be contended with. The microprocessor has undoubtedly made things easier for systems designers, but a good understanding of data-acquisition system fundamentals is a must, Abenaim says.

In the same session, Donald Chase, product marketing manager for minicomputer-based products for Analogic, will deliver a paper on "Large Scale Digital Acquisition Problems." He will describe how such things as common-mode voltage and ratio and ground loops can greatly impair the accuracy of a system, no matter how large or small it is. A thorough understanding of the interactions of data-acquisition system components is the only way to get a handle on such problems. Tony Livingston, telecommunications marketing manager for Intel, will deliver "An LSI Approach to the Analog World." He will discuss various signal-processing applications for the firm's model 2920 analog-signal microprocessor, among them filtering, signal analysis, and conditioning.

L. Jefferson Gorin, product planning manager for



Solar computer. The output and efficiency of a solar collector can be measured with this handy circuit. Heart of the circuit are two analog multiplier-divider ICs. Both use logarithmic-antilogarithmic principles to perform simultaneous multiplications and divisions.



application systems products at Motorola in Mesa, Ariz., will concentrate on the system-level design of analog conversion to digital microcomputer. In his talk, "Analog I/O in Microprocessor-Based Systems," he will emphasize that, thanks to the microprocessor, conventional off-the-shelf converter components can now be used for high-performance requirements.

The many possible analog-to-digital and digital-to-analog converter technologies are covered in session 20, "A-d and D-a Converter Technology," organized and run by Al Sanchez, chief engineer for a-d and d-a converter products at Analogic. Sanchez will also provide an overview of converter technologies, the different conversion techniques possible, and some of their subtleties and idiosyncrocies. Doug Grant, microcircuits applications engineer for Analog Devices Semiconductor, Wilmington, Mass., tackles the world of "Monolithic Converters." First he will examine representatives of the "complete" integrated-circuit converters that depart from the simple building-block context such devices have traditionally been viewed in. Then he will try to show that modern monolithic converters can serve as building blocks for extremely complex system designs.

Hybrids and monolithics can co-exist

The hybrid side of the technology will be discussed by Richard Tatro, vice president of Micro Networks Corp., Worcester, Mass. He will explain that despite prevailing opinion, hybrid and monolithic converters compete with each other very little. Tatro will show that just as soon as a new monolithic converter is introduced to the market (and sometimes before), it is scooped up by hybrid converter makers and made into a still higher-performance hybrid converter.

The world of extremely high performance is of course dominated by modular a-d and d-a converters that make use of discrete components. Richard I. Powers, senior project engineer for Analogic, will discuss this side of converter technology in "A-d and D-a Discrete-Component Modules." He will show why such converters can still be found in many applications, where hybrid and monolithic designs cannot foot the performance bill.

Analog data processing flourishes

In the age of the digital computer, there is a tendency to rely on digital intelligence for information processing, a tendency that is often unnecessary, inefficient, and inadequate, notes Jeffrey R. Riskin, manager of applications engineering for Analog Devices Semiconductor, and chairman and organizer of session 12, "Applying the New Generation of Analog Computational ICs."

Kicking off this session will be Riskin's colleague Lew Counts, analog engineering manager, with "New Family of Monolithic Rms-to-dc Converters," in which he will

describe his firm's AD536A and AD636 units. He will be followed by Joel Silverman, manager of applications engineering, Exar Integrated Systems Inc., Sunnyvale, Calif. Silverman's paper, "Applications of Multiplier/Modulator ICs in Analog Communication Systems," outlines applications for these.

James C. Schmoock, senior linear design engineer at Raytheon Co.'s Semiconductor division, Mountain View, Calif., will describe his firm's RC4200 IC multiplier/divider and how it can be used in a variety of applications, in "A Versatile Monolithic Analog Multiplier/Divider." One interesting application is in a solar-cell computer circuit.

Bridging analog and digital worlds

"Techniques for Bridging the Gap between Linear Applications and the Microcomputer" is the title of session 17, organized and headed by Robert L. Morrison, applications engineer for Burr-Brown Research Corp., Tucson, Ariz. In "Unusual Techniques for Difficult Analog Applications," Morrison reviews the changes that have taken place in the design and application of analog data converters and data-acquisition systems.

Jared E. Larsen, senior applications engineer with Synertek Systems Corp., Sunnyvale, Calif., shows how multitasking can be used to get more performance out of a microprocessor and microcomputer for analog data-acquisition applications. In his paper, "Multitasking in a Data Acquisition System," he shows three multitasking methods, ranging from a simple interrupt-driven approach to a more sophisticated multitasking executive scheme.

High-temperature electronics at new frontiers

Session 16, "Frontiers of High Temperature Electronics," is one of the most interesting Electro/80 sessions. It was organized and is presided over by Tony Veneruso, division supervisor for Sandia National Laboratories, Albuquerque, N. M. Veneruso will present an overview, "High Temperature Technology—Potential, Promise and Payoff." He will be followed by M. G. Reagan on "High Temperature Hybrid Thick Film Circuits"; Reagan is a senior production engineer with Teledyne Philbrick Co., Dedham, Mass.

John L. Prince of the department of electrical and computer engineering at Clemson University, Clemson, S. C., will give selected results of detailed investigations of the behavior of linear and digital ICs at up to 325°C, in "Characterization of Analog and Digital Commercial Integrated Circuits at High Temperature." A review of analog ICs for high-temperature operation is given by J. D. Beasom, manager of analog technology for Harris Semiconductor Corp., Melbourne, Fla. His paper, "High



Temperature Integrated Circuits," also discusses the firm's 200°C family of analog ICs and a Sandia-funded 300°C quad operational amplifier project.

As today's integrated circuits become faster and denser, they also become increasingly sensitive to static electricity, which is capable of zapping the thin dielectric layers of MOS devices. Static electricity particularly affects the handling of MOS-loaded boards. Many methods of on-chip protection have been developed but found to be of only limited value. This ongoing situation is why session 32, "Static Protection of High Density Circuit Components and Assemblies," is so critical to engineers whose specialty is production, assembly, and testing of boards loaded with expensive and static-sensitive ICs.

The most useful paper, "Fundamental Requirements for Static Protective Containers," is from 3M Co.'s Static Control Systems, St. Paul, Minn., and is by James Huntsman, Donald Yenni, and Gerald Mueller. It presents the required characteristics of static protective containers used not only for shipment and storage but also as temporary carriers for the transfer of components within a plant. Bags, tote boxes, and dual in-line package tubes are examined to characterize their protective nature against static voltage transients.

Five types of bags normally used to handle loaded

printed-circuit boards are first examined: plain polyethylene, two types of antistatic coated polyethylene, two types of carbon-loaded bags, and two types of metal-laminated bags. A metal-laminate bag with a resistivity of 100 ohms per square was found to be superior to all other bags.

Similar tests with tote bags and DIP tubes made with a wide range of materials showed that the less the resistance around the container, the more effectively it protects its contents against static. The authors' figures show the average level of static protection afforded MOS devices by various carriers and confirm the high level of static protection provided by low-resistivity materials.

Talk by the numbers

Electro/80 will not neglect communications—digital microwave, and electro-optic. Session 34, "Digital in the Telephone Subscriber Loop Plant," might be subtitled "How the New England Telephone Co. is incorporating digital technology into its system." No less than four of the five papers presented are given by its engineers and describe, as assistant vice president C. W. Anderson puts it, "the experience in exploiting available and announced digital technology and concepts in telephone loop plant applications."





The loop plant is the phone company's link with its business and residential customers, and the details of just how the new technology is meshed with existing analog technology—which, because of cost considerations, cannot be thrown away—makes especially interesting listening for telephone and communications systems engineers. Still, the strong emphasis on cost-effectiveness in the designs makes a good object lesson for all comers.

The only paper not from New England Telephone is given by John B. Gordon of GTE Service Corp. in Stamford, Conn. It is an overview of previous publications on digital network planning by GTE.

"Microwave engineers only" is perhaps too strong a statement to describe what will go on in session 2, "Integrated Solid State Microwave Amplifier Design," run by W. Allen Davis—he is with Raytheon Co. in Bedford, Mass.—but it is close. The five papers in this session range from a summary of the properties of microwave IC materials by Murray Olyphant of 3M Co. in Saint Paul, Minn., and a tutorial by Harlan Howe of Microwave Associates Inc. in Burlington, Mass., to a pair of design papers by Stan Mason of HP's San Jose, Calif., operation and Glenn Thoren of Cornell University in Ithaca, N. Y.

Mason's paper—"Low Noise GaAs FET Amplifier Design"—is a practical one that leads the listener by the nose through the real design of a state-of-the-art amplifier made with gallium arsenide field-effect transistors. The last 0.05 decibel is squeezed out of the first stage noise figure. The paper is a listenable summary of a five-class design originally discussed at the 1979 International Solid State Circuits Conference.

For Glenn R. Thoren, it is clear that millimeter-wave systems with Impatt amplifiers are the wave of the future—at least for certain air-to-air and cruise missile radiometry and for secure communications. "They are not only feasible but are actively being developed," he says. His paper in this session features a state-of-the-art chart for the 30-to-300-gigahertz range and tells how to do it with Impatt diodes.

Inside the light pipe

Fiber optics is the name of the game for today's new communications technology, and sessions 24 and 28 will give the inside story of both components and data buses. Since fiber technology is making rapid inroads into computers, communication links, and almost every field of industrial process control, anyone involved with these areas should attend.

Session 24, headed by Harry Lockwood of GTE Laboratories in Waltham, Mass., surveys sources, detectors, and systems. The four papers are split evenly among GTE and RCA Corp.

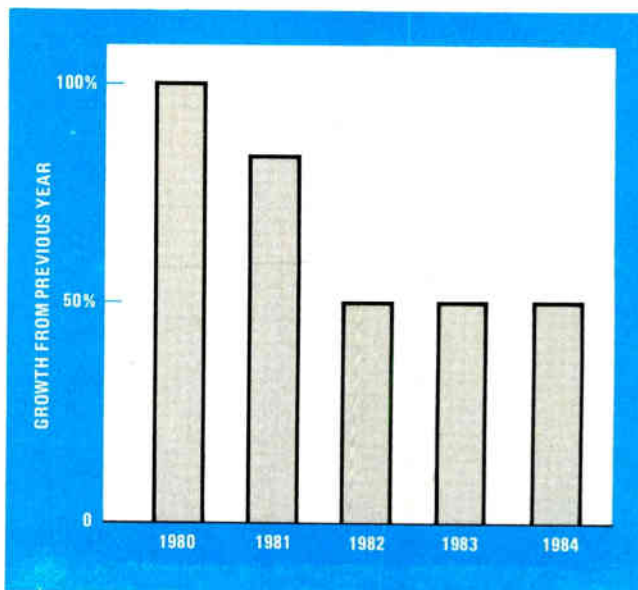
Practical devices are discussed—fiber splicers, herme-

tically packaged lasers—as is the best way to detect received light. And perhaps most interesting, a genuine 44.7-megabit-per-second transmission system being used by telephone companies to transmit 672 digitized voice channels at once will be described.

Session 28 covers "Fiber Optic Data Buses Status and Applications." These buses are unique because, unlike wire data buses, they require no tuning and have no ground loop problems. According to chairman Al Bender of ITT Electro-Optical Products in Roanoke, Va., some of these data buses "are viable for near-term implementation." The five papers in his session—from Harris Corp.'s Government Communication Systems in Melbourne, Fla.; the Air Force Avionics Laboratory in Dayton, Ohio; IBM's Federal Systems division in Oswego, N. Y.; and two from Bender's Roanoke operation—represent the latest in this most promising field. As Bender puts it, "Fiber data buses have incredible capabilities." He says that "1 megabit per second is virtually off the shelf today, and 20 to 50 Mb/s can be had with custom design."

Finding a space in the crowd

Attacking the severe problem of spectrum crowding in the high- and ultrahigh-frequency region, session 5 covers "Recent Developments in Communications Receiver Design" that will help rf designers to secure receiving systems of sufficient dynamic range and selectivity to cope with today's band conditions. And orga-



Growth leveling off. While production of dynamic random-access memories will grow by 100% this year (in terms of the number of bits turned out), the figure will drop to about 80% next year and then level off to 50% the following three years, as shown in this chart.




nizer M. F. "Doug" DeMaw of the American Radio Relay League, one of the individuals instrumental nearly 10 years ago in changing industry's receiver design philosophy, has assembled three well-known experts to address the issues and provide the answers.

Ulrich L. Rohde, president of Rohde & Schwarz Inc., Fairfield, N. J., opens the session with his paper, "Recent Developments in Communications Receiver Design to Increase Dynamic Range," which deals with efforts to reduce noise in local oscillators and provides in-depth information on low-noise frequency synthesizers used in both transmitters and receivers. Rohde also introduces a new and simple noise blanker of high dynamic range that does not introduce in-band intermodulation distortion and is effective in eliminating the Russian over-the-horizon radar (Woodpecker) signals that have been heard throughout the hf bands in recent years.

Ed Oxner, senior engineer at Siliconix Inc., Santa

Seat of the commonwealth. Not only is Boston the major city in Massachusetts, but it is the capital of the Bay State. Here is the historic State House, one of the spots of interests to those attending Electro when they see the city between technical sessions.



Clara, Calif., then shows how the V-groove field-effect transistor lends itself to receiver applications in his paper "Large- and Small-Signal Applications for Field-Effect Transistors in Modern Communications Receivers." Pointing out the difference between the static and the dynamic transfer characteristic of an active device, Oxner then defines the subthreshold, square-law, and constant g_m regions of the curve in order to present the biasing criteria for linear service and to show that the v-MOS FET, although not the inherently linear device some have thought it to be, can provide greater range than bipolar transistors and even junction FETs.

Mike Elliot, senior project engineer at R. L. Drake Co., Miamisburg, Ohio, gives advice on the rules of the road and the design pitfalls to avoid in optimizing the strong-signal performance of a receiver with "The Real World of High-Performance Receiver Design." He emphasizes the necessity for designing a linear first mixer to reduce intermodulation products and low-noise oscillators to maintain dynamic range, as well as the importance of achieving selectivity in the early stages of the receiver and the need to equalize the gain distribution. He also discusses the relatively new method of up conversion used to achieve high image rejection.

The related session 8, "Current Developments and Applications in the Rf Power Device Field," also organized by DeMaw, examines the present state of radio-frequency device technology as it applies to the high-efficiency broadband transformers, bipolar transistors, and v-MOS power FETs that are used in transmitting applications. Jerry Sevick of Bell Laboratories, Murray Hill, N. J., first looks at the classic tradeoffs between tap ratio, network bandwidth, and efficiency in his paper, "Transmission Line Transformers with Low Transformation Ratios." But in a turnabout, he then covers the case of a tapped multiple-winding affair that will exhibit transformation ratios as small as 1.36:1 at efficiencies that are comparable with, and sometimes equal to that attained by, the standard two-winding 4:1 transformer.

Larry Leighton and Ed Oxner of Siliconix next discuss "Automatic Level Control for the v-MOS Rf Power Amplifier," showing that the use of such control without rf sampling is effective for wideband (30-to-90-MHz), high-power (100-w) service. They conclude that this technique can be utilized to achieve high-efficiency low-level amplitude modulation in power v-FETs.

Nathan Sokal, president of Design Automation Inc., Lexington, Mass., winds up the session by demystifying "Parasitic Oscillations in Solid-State Rf Power Amplifiers—Causes and Cures—Demystified." Sokal identifies the three basic forms a parasitic oscillation assumes and their causes by several phenomena, and he demonstrates that remedial measures for eliminating one type often will not be effective for eliminating the others. □

Heinemann has it. NOW!

Precision protection: 0.01-250A



Heinemann has it—in ratings. With the widest choice of current ratings in the industry, it's no wonder Heinemann is number 1 in OEM circuit breakers. Whatever you need in circuit protection, you'll find it in a Heinemann breaker—in a variety of voltage, current, and frequency ratings.

Heinemann has it—in styles. No one has more breaker styles than Heinemann. Whether you need one pole or six, time delays, or special internal circuits, Heinemann has what it takes.

Our **Types J and AM** are the most popular OEM circuit breakers ever made. And you won't find a better E-frame magnetic breaker than our

low-cost **CF Series**—at any price. The 3-pole **GH** breaker is UL-listed for 14,000A interrupting capacity at 480Vac and 10,000A at 250Vdc, while our **GJ Series** has an interrupting capacity of 18,000A at 240V 50/60 Hz and 25,000A at 65Vdc.

For low-current requirements, we've got a direct replacement for those old-fashioned glass fuses and fuseholders—the resettable **Re-Cirk-It** protector. This inexpensive pushbutton breaker, available in current ratings to 15A, fits in the same panel space as conventional 5/8" cylindrical fuseholders.

Heinemann has it—in stock. The most popular circuit breakers are in stock for immediate shipment from our nationwide network of authorized Heinemann distributors. And our factory "Jet Line" program gets things moving fast on special-order models. Heinemann has what you need in a circuit breaker. To learn more, call our toll-free number **1-800-257-9590** or request Bulletin 305, our "Quick Guide to Overcurrent Protection."


**The only independent manufacturer of fully-magnetic circuit breakers.
We serve you better.**



HEINEMANN
TRENTON, NJ 08650

HERE AT LAST!

A Standard "Custom" Data Collection Device The Memodyne M80 Cassette Computer



The M80 is a general purpose Z80™ based computer combined with a rugged, high-speed digital cassette drive in a compact, panel mounting module. Modem and terminal RS232C and TTY current-loop serial ports are provided for easy interfacing. A 2K PROM is programmed to implement completely interrupt driven control of the recorder and communications functions. A 1K RAM provides data buffering which allows the M80 to handle continuous streams of data up to 9600 BAUD.

T.M. Z80 is a trademark of ZILOG Corp.

FEATURES:

- Standard program in CPU Card Prom implements 30 recorder and communication commands plus numerous mode selections.
- A Microprocessor based computer that is small and compact, a rugged module that can operate in hostile environments with its own removeable medium memory, immune to hazards that disable disks, printers, and other peripherals.
- High speed: Can read or write continuous data streams at up to 9600 Baud with block size of 100 bytes or more.
- 500,000 Byte formatted capacity.
- ANSI/ECMA-34 compatible tapes, both tracks accessed.
- Programmable block size up to 256 Bytes.
- Recorder control and communications are interrupt driven and transparent to user programs.
- Small cards make for sensible modularity with modern high density ICs and are easily inserted and extracted.
- Small module fits behind standard 5 inch panel.

IF YOU NEED:

1. A Process Control Computer.
 2. A Computing Data Logger.
 3. A Custom Cassette Recorder.
 4. An Airborne Recording Computer.
 5. The Highest Speed RS232C Cassette Recorder.
 6. A Medical Data Acquisition System.
 7. A Numerical Controller.
 8. An Intelligent Cassette Terminal.
 9. An Analytical Instrumentation Recorder.
 10. An Automatic Tester.
- ... An application we haven't thought of ...

**THEN ALL YOU HAVE TO DO
IS PROGRAM OUR PROM
(AND IF YOU DON'T WANT TO
WE WILL).**

WRITE FOR COMPLETE DETAILS INCLUDING
COLOR BROCHURE TO:

Memodyne
CORPORATION

220 RESERVOIR STREET
NEEDHAM HEIGHTS, MA 02194 U.S.A.
TELEPHONE (617) 444-7000
TELEX 922537

Chips make fast math a snap for microprocessors

Fixed- and floating-point arithmetic processor performs trig and log functions, too; floating-point unit offers double precision

by Krishna Rallapalli and Joe Kroeger,* *Advanced Micro Devices Inc., Sunnyvale, Calif.*

□ Microprocessors need mathematical capabilities more than ever as they move increasingly into more complex control applications. For such real-time uses as machine-tool and process control and signal processing, they simply are not powerful enough, mathematically speaking, and minicomputers may be too expensive.

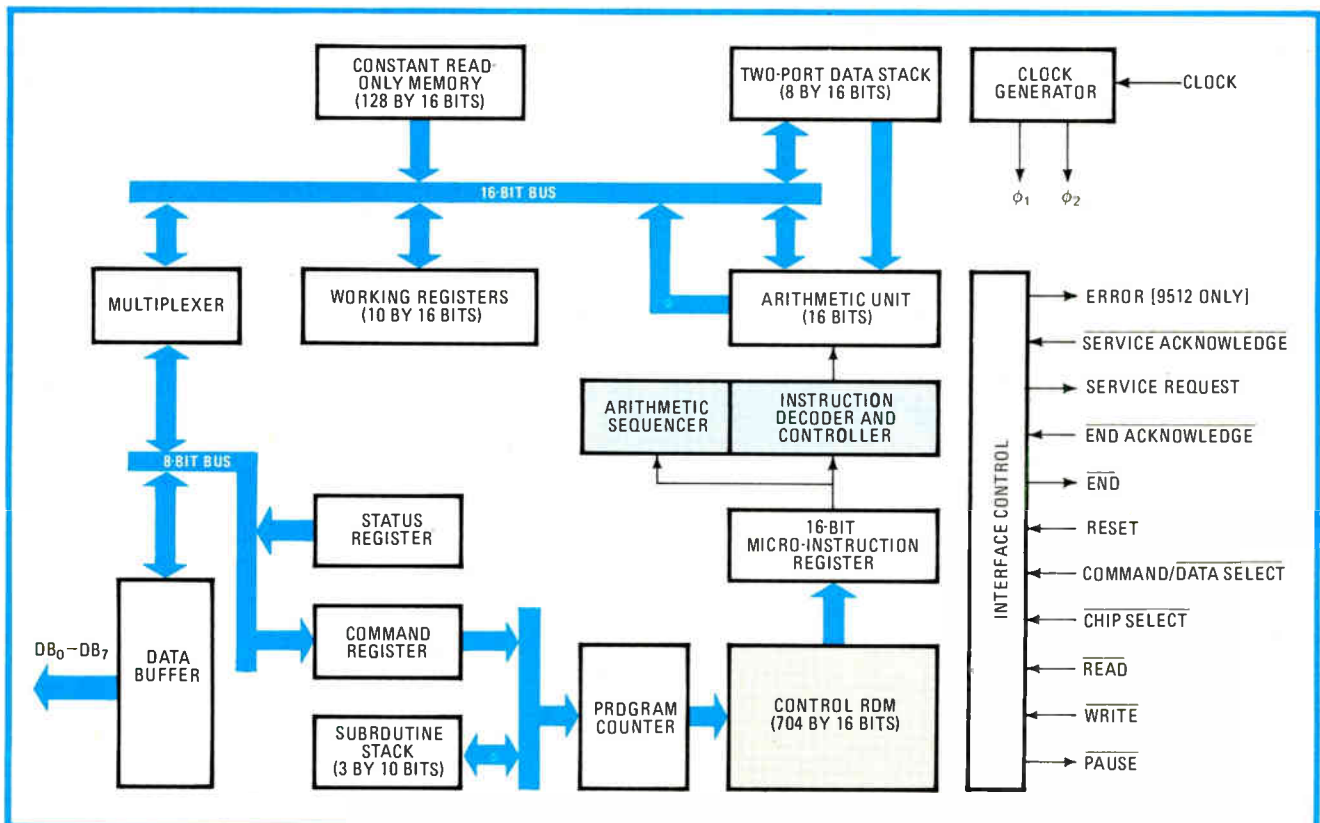
A large-scale integrated circuit, however, is quickly establishing itself as being up to these tasks. It has computational capabilities similar to those of scientific calculators, speed and economy comparable to those of microprocessors, and flexible interfacing as good as any microprocessor peripheral device's. The IC, which is

second-sourced by Intel Corp., takes two forms: the Am9511A arithmetic-processing unit (APU) and the Am9512 floating-point processor unit (FPP).

The 9511 performs 16- and 32-bit fixed-point operations, as well as 32-bit floating-point arithmetic. In addition to the basic addition, subtraction, multiplication, and division, the chip performs many complex operations like calculating square roots, raising large numbers to a power, and evaluating logarithmic and trigonometric functions. Moreover, its versatility is enhanced by such convenience functions as conversion from fixed-point to floating-point and floating-point to fixed-point numbers.

The 9512 shares many of the 9511's attributes. The

*Now with International Microcircuits Inc., Santa Clara, Calif.



1. Math units. The Am9511A arithmetic-processing unit and the Am9512 floating-point processor share a basic architecture. The 9511 performs 16-bit fixed- and 32-bit fixed- and floating-point arithmetic, as well as trigonometric and logarithmic functions. The 9512 forgoes the fixed-point and special functions for single-precision (32 bits) and double-precision (64 bits) floating-point arithmetic.

TABLE 1: THE 9511's COMMANDS

Mnemonic	Execution cycles	Description
16-BIT FIXED-POINT OPERATIONS		
SADD	16-18	add contents of TOS to that of NOS; place result in NOS; pop stack
SSUB	30-32	subtract contents of TOS from that of NOS; place result in NOS; pop stack
SMUL	84-94	multiply contents of NOS by that of TOS; place lower result in NOS; pop stack
SMUU	80-98	multiply contents of NOS by that of TOS; place upper result in NOS; pop stack
SDIV	84-94	divide contents of NOS by that of TOS; place result in NOS; pop stack
32-BIT FIXED-POINT OPERATIONS		
DADD	20-22	add contents of TOS to that of NOS; place result in NOS; pop stack
DSUB	38-40	subtract contents of TOS from that of NOS; place result in NOS; pop stack
DMUL	194-210	multiply contents of NOS by that of TOS; place lower result in NOS; pop stack
DMUU	182-218	multiply contents of NOS by that of TOS; place upper result in NOS; pop stack
DDIV	196-210	divide contents of NOS by that of TOS; place result in NOS; pop stack
32-BIT FLOATING-POINT PRIMARY OPERATIONS		
FADD	54-368	add contents of TOS to that of NOS; place result in NOS; pop stack
FSUB	70-370	subtract contents of TOS from that of NOS; place result in NOS; pop stack
FMUL	146-168	multiply contents of NOS by that of TOS; place result in NOS; pop stack
FDIV	154-184	divide contents of NOS by that of TOS; place result in NOS; pop stack
32-BIT FLOATING-POINT DERIVED OPERATIONS		
SQRT	782-870	calculate square root of contents of TOS; place result in TOS
SIN	3,796-4,808	calculate sine of contents of TOS; place result in TOS
COS	3,840-4,878	calculate cosine of contents of TOS; place result in TOS
TAN	4,894-5,886	calculate tangent of contents of TOS; place result in TOS
ASIN	6,230-7,938	calculate inverse sine of contents of TOS; place result in TOS
ACOS	6,304-8,284	calculate inverse cosine of contents of TOS; place result in TOS
ATAN	4,992-6,536	calculate inverse tangent of contents of TOS; place in TOS
LOG	4,474-7,132	calculate common logarithm of contents of TOS; place result in TOS
LN	4,298-6,956	calculate natural logarithm of contents of TOS; place result in TOS
EXP	3,794-4,878	raise e to the power represented by the contents in TOS; place result in TOS
PWR	8,290-12,032	raise contents of NOS to the power represented by the contents of TOS; place result in NOS; pop stack
DATA AND STACK MANIPULATION OPERATIONS		
NOP	4	no operation; clear or set service-request line (SVREQ)
FIXS	90-214	convert contents of TOS from floating-point to fixed-point format
FIXD	90-336	
FLTS	62-156	convert contents of TOS from fixed-point to floating-point format
FLTD	56-342	
CHSS	22-24	change sign of fixed-point operand in TOS
CHSD	26-28	
CHSF	16-20	change sign of floating-point operand in TOS
PTOS	16	push stack; duplicate contents of NOS in TOS
PTOD	20	
PTOF	20	
POPS	10	pop stack; move contents of NOS to TOS; rotate contents of TOS to bottom
POPD	12	
POPF	12	
XCHS	18	exchange contents of TOS and NOS
XCHD	26	
XCHF	26	
PUPI	16	push floating-point constant π into TOS; move contents of TOS to NOS

NOTE: TOS = top-of-stack position; NOS = next-on-stack position.

main difference lies in its ability to perform 32-bit (single) and 64-bit (double) precision floating-point arithmetic according to the format proposed by the Institute of Electrical and Electronic Engineers. It does, however, sacrifice the ability to perform fixed-point and transcendental operations to achieve this precision. Operations of the 9511 are summarized in Table 1; Table 2 lists those for the 9512.

Both processors use an 8-bit bidirectional data bus to communicate with a host processor. In fact, since the two are so similar internally, the following discussion will center on the 9511 APU.

The architecture of the APU

The 9511 employs a stack-oriented microprogrammed architecture with 16-bit-wide data paths (Fig. 1). It receives one of its operands from the data stack, which is an 8-word-by-16-bit two-port memory with last-in, first-out (LIFO) operation. The second operand is supplied by the internal 16-bit bus. In addition, that bidirectional bus carries the output of the processor. Writing into the data stack always takes place over the bus, as does communication with working registers and the constant ROM—that portion of read-only memory providing the constants required to perform the mathematical and other operations.

Communication between the external world and the 9511 takes place on bidirectional input/output lines DB₀ through DB₇. Those lines connect to an internal 8-bit bus through interface and buffer circuitry. Multiplexing facilities allow bidirectional communication between the internal 8-bit and 16-bit buses. The 9511's status register and command register are also tied to the 8-bit bus.

Chip operations are dictated by the microprogram contained in the control ROM. The program counter, loaded from the command register, sequences the microprogram. Associated with the program counter is the subroutine stack, where return addresses are stored for the micro-subroutine calls. The micro-instruction register holds the micro-instruction currently being executed while access to the control ROM is made for the next micro-instruction; such a pipeline architecture greatly improves the 9511's speed. The instruction-decoding logic generates various internal control signals to operate the chip, and the arithmetic sequencer implements multiplication and division algorithms in hardware.

The interface control logic accepts external inputs and provides several handshake-related outputs to facilitate interfacing with microprocessors. The signal present at the clock input sets the master timing, and the clock-generator logic provides internal timing signals.

Data stack

The 9511 operates on the operands located in the LIFO data stack. Data always enters the stack 1 byte (8 bits) at a time, passing from the internal 8-bit bus to the internal 16-bit bus and then to the stack. Single-precision fixed-point operands are 2 bytes long; thus, the stack can accommodate eight such operands. Double-precision fixed-point—and all floating-point—operands are 4 bytes long, and four such values can be maintained in the stack.

TABLE 2: THE 9512's COMMANDS		
Mnemonic	Description	Clock periods
SADD	add contents of TOS to that of NOS with single precision; place result in NOS; pop stack	58
SSUB	subtract contents of TOS to that of NOS with single precision; place result in NOS; pop stack	56
SMUL	multiply contents of NOS by that of TOS with single precision; place result in NOS; pop stack	198
SDIV	divide contents of NOS by that of TOS with single precision; place result in NOS; pop stack	228
CHSS	change sign of TOS single-precision operand	10
PTOS	push single-precision operand in TOS to NOS	16
POPS	pop single-precision operand from TOS; move contents of NOS to TOS	14
XCHS	exchange contents of TOS and NOS with single precision	26
CHSD	change sign of TOS double-precision operand	24
PTOD	push double-precision operand in TOS to NOS	40
POPD	pop double-precision operand from TOS; move contents of NOS to TOS	26
CLR	clear status register	4
DADD	add contents of TOS to that of NOS with double precision; place result in NOS; pop stack	578
DSUB	subtract contents of TOS from that of NOS with double precision; place result in NOS; pop stack	578
DMUL	multiply contents of NOS by that of TOS with double precision; place result in NOS; pop stack	1,748
DDIV	divide contents of NOS by that of TOS with double precision; place result in NOS; pop stack	4,560

NOTE: TOS = top-of-stack position; NOS = next-on-stack position.

2. Sequence. The 9511 and 9512 use a LIFO stack. A 32-bit operand, C, enters the top-of-stack (TOS) position a byte at a time (a) until it is filled (b). Operands B and A enter in a similar manner, pushing C further onto the stack (c). An operation on A and B places the result R in the TOS position, while C rises to the next-on-stack position (d). Removing the result pops C to the TOS position (e).

For those operations that need only one operand—like square-root calculation—the top-of-stack (TOS) position contains the operand. Operations requiring two operands—such as addition or subtraction—place the operands in the top-of-stack and next-on-stack (NOS) positions.


Push and pop

Operands are pushed onto the stack least significant byte first. Once the 9511 performs a specified operation, it pushes the result onto the stack; consequently, after completion of an operation, the top-of-stack position contains the result. The host processor pops the stack to get the result, the most significant byte of which is available first.

Figure 2 shows a typical data stack sequence for 16-bit operations. Figure 2a represents the stack after the entry of the least significant byte of operand C; Fig. 2b illustrates the stack contents after the entire 4 bytes of the operand have entered. When operands C, B, and A are fully entered, the stack appears as in Fig. 2c.

If a command is then issued—to add B to A, for example—the stack contents appear as in Fig. 2d, where R is the result of B + A. Finally, Fig. 2e shows the stack after the complete retrieval of R.

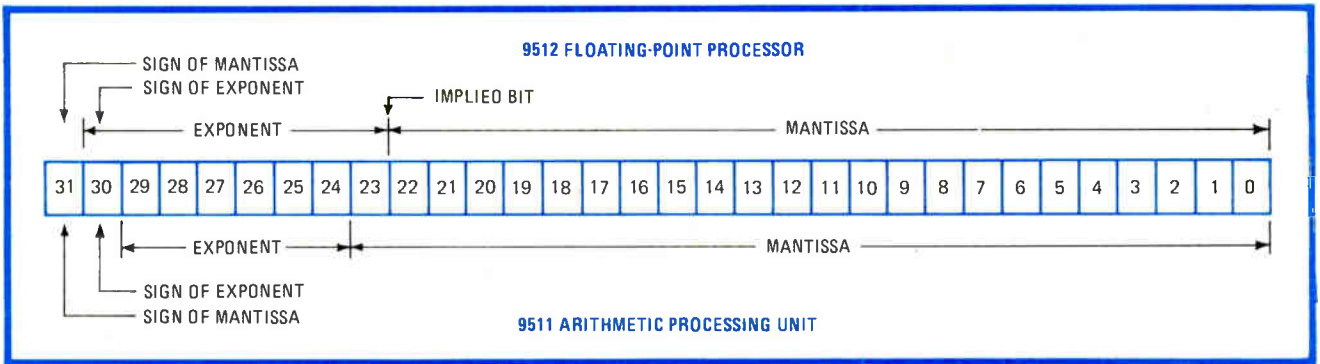
Note that data transfers into and out of the stack must always be in even multiples of bytes appropriate for the chosen operand format. Also, if the stack's capacity is



exceeded, data will be lost from the bottom of the stack.

The fixed-point operands handled by the 9511 can be of 16-bit (single) or 32-bit (double) precision and are always treated as signed integers in 2's complement notation. The most significant bit is the sign of the operand, with a 1 denoting negative and a 0 denoting positive.

Figure 3 shows the format used for representing floating-point data, which is always 32 bits long: in the 9511



3. Formats. The formats for floating-point data, always 32 bits long, differ in the 9511 and 9512, since the latter performs only floating-point operations. The former uses a 24-bit mantissa and a 7-bit unbiased 2's complement exponent whose most significant bit is the sign. The 9512 has an 8-bit exponent and a 23-bit mantissa, to which it appends an implied bit 1 just beyond bit 22 for normalizing.

the least significant 24 bits represent the mantissa, or fraction; the next 6 bits are used for the exponent; the next bit represents the sign of the exponent; and the MSB is the sign of the mantissa. The exponent (including its sign bit) is a signed integer in 2's complement notation, whereas the mantissa (and its sign bit) is a signed fraction in sign-magnitude notation. The 9511 requires that all floating-point numbers be in a normalized form—that is, bit 23 must be a 1—except when representing the value zero, which is represented by 0s in all 32 bit positions.

Since the 9512 deals only with floating-point operands, it handles them differently. Rather than requiring a 1 in the bit 23 position as the 9511 does for a normalized floating-point number, the 9512 assumes an implied 1 beyond the most significant bit of its mantissa (that is, between bit positions 22 and 23). The 9512 restores this implied bit internally before performing arithmetic. It then normalizes the result and strips the implied bit before returning the results to the stack. The

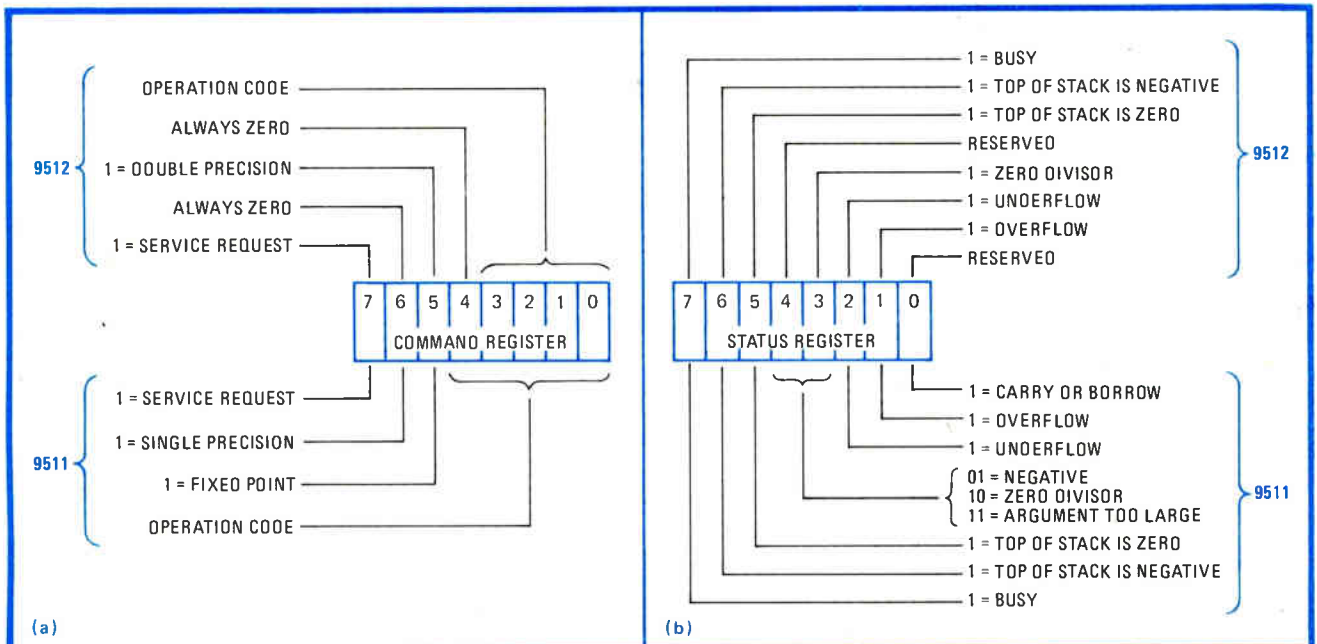
binary point is between the implied bit and bit 22 of the mantissa. This approach allows the exponent to be expanded to a 7-bit argument. As a result, the 9512 has twice the range of the 9511, which handles negative and positive numbers from 2.7×10^{-20} to 9.2×10^{18} .

In a similar manner, the 9512's 64-bit floating-point quantity increases its range with an implied bit format. Bits 0 to 51 form the mantissa, bits 52 to 61 the exponent argument, bit 62 the sign of the exponent, and bit 63 the sign of the mantissa.

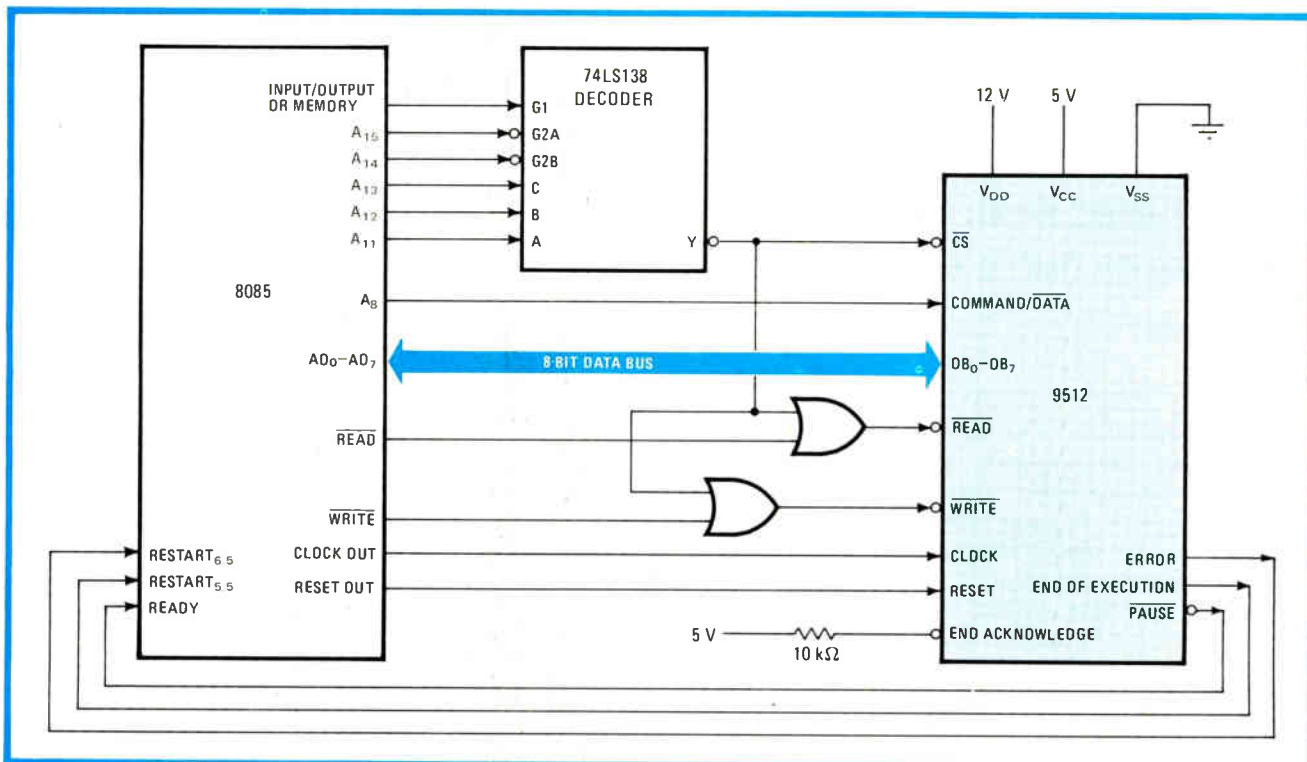
Command performance

All operations are initiated by 8-bit instructions called commands that are issued by the host processor. The command format is illustrated in Fig. 4a. Commands fall into two main categories: arithmetic and data manipulation. Data manipulation includes changing sign, exchanging operands, and pushing or popping operands onto or off the stack.

As mentioned earlier arithmetic operations place



4. Status and command. Formats for the 8-bit registers that hold commands (instructions) and machine status in the 9511 and 9512 also differ slightly. The 9511, with more commands, requires a 5-bit operation code, as opposed to the 9512's 4-bit op code, for example (a). Also, because of instruction-set differences, bits 0-4 of the status register represent different conditions in each unit (b).



5. Interface. Hooking the 9512 floating-point processor to an 8085 microprocessor requires few parts for a minimum configuration. The 74LS138 4-bit decoder drives the math unit's chip-select input by decoding higher-order address bits. Error and end-of-execution flags connect to the 8085's interrupt inputs, $RST_{5.5}$ and $RST_{6.5}$. Data is transferred over an 8-bit bus.

operands in the TOS and NOS positions in the internal stack and always return the result to the top of the stack. Also, the result from an operation always has the same precision and format as the operands.

Accuracy will differ in the 9511 and 9512 for the same 32-bit floating-point arithmetic operations, however. Even though both units have a 24-bit mantissa, the 9511 truncates its result (for faster speed), whereas the 9512 employs a rounding algorithm in order to provide greater accuracy.

As can be seen in Fig. 4a, bit 7 in the command register indicates whether a service request is to be issued after the command is executed. If the bit is a 1, the service-request output will go high at the conclusion of the command and remain high until reset by a low level on the chips' service-acknowledge pin (\overline{SVACK}) or until completion of a succeeding command in which bit 7 is a 0. The end-of-execution output pin (\overline{END}) also indicates that execution of the previously entered command is complete. It is cleared by an end-acknowledge (\overline{EACK}), reset, or any read or write signal to the device.

Qualification

The 9511 and 9512 have an 8-bit status register (Fig. 4b) to qualify the results of an operation. Note, however, that the status register's contents are valid only when the first, or busy, bit, is a 0, indicating that the present operation is completed and another operation can be initiated. The status register can be interrogated by an external device without any restriction.

Since the 9511 and 9512 are designed with a general-purpose 8-bit data bus and interface control, they can be

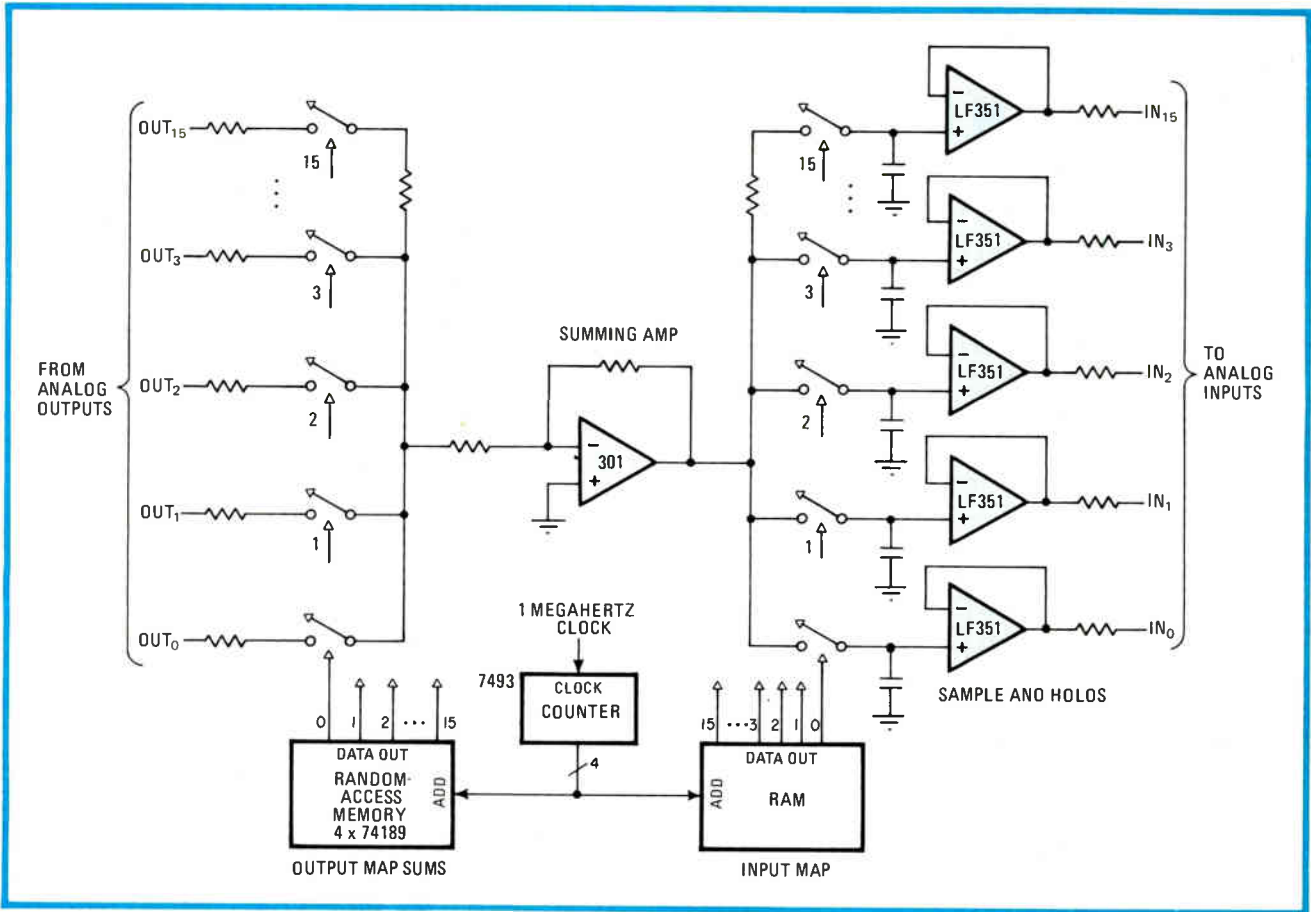
conveniently used with any microprocessor. Figure 5 shows an example of a minimum configuration.

Timing for the execution of commands makes sense only if given in terms of clock cycles; from there, actual timing can be obtained only after ascertaining the system's clock period and the parts' maximum specified clock rate. Basic 9511 and 9512 devices are specified at 2 megahertz, and premium parts at 3 MHz.

Execution timing

At 2 MHz the 9511 performs a 16-bit fixed-point addition in 8 microseconds, a 32-bit floating-point addition in 27 μs , a 32-bit floating-point multiplication in 73 μs , and a 32-bit floating-point exponentiation (x^y) in 4.415 milliseconds. An equivalent 32-bit floating-point addition and multiplication with the 9512 take 28 and 93 μs , respectively—the longer execution time is the result of the 9512's more precise rounding algorithm. For 64-bit floating-point operations, addition requires 276 μs , subtraction 253 μs , multiplication 766 μs , and division 2.043 ms.

Those times are only approximate, however, since substantial data-dependent variations are possible. Total execution time must also make allowances for operand transfer into the chips, command execution, and result retrieval from the devices. Except for command execution, those times will be heavily influenced by the nature of the data, the control interface used, the speed of the memory, the host processor used, the priority allotted to direct-memory-access and interrupt operations, the size and number of operands to be transferred, and the use of chained calculations. □



2. In summation. Two RAMs and discrete analog switches enable multiplexer to deliver up to 16 sums of outputs to any number of 16 receiver inputs. Number of sums is proportional to length of RAM. Multiplexing is done at 62.5 kHz to ensure coverage of audio band.

Implementing interrupts for bit-slice processors

by Vern Coleman
Advanced Micro Devices Inc., Sunnyvale, Calif.

Interrupt detection and handling at the microprogram level can be easily implemented in the Am2900 bit-slice processor family thanks to versatile components like the Am2914 priority interrupt encoder and others. The interrupt scheme can generally be extended to other systems at the cost of additional circuitry.

As shown in the figure, the components required are the 2914, the 2910 microprogram sequencer, a 29775 programmable read-only memory, and two separate PROMs for mapping instructions from main memory and interrupt vectors from the 2914 into starting addresses for the 2910.

If an interrupt is detected by the 2914 as the 2910 executes an instruction, the interrupt-request output of the encoder moves low. This action turns off the carry input of the 2910, for all practical purposes causing the sequencer to halt for a microcycle. It also causes any

data that would normally appear at the Y_i outputs to be stored in the sequencer's program counter.

The interrupt request also forces the output of the sequencer into a high-impedance state. This allows an interrupt-handling vector to be applied at the Y_i outputs, thereby addressing the first instruction of the interrupt routine in the microprogram memory.

The 2914 is thus instructed to place an interrupt vector on its output port. The same word in microprogram memory also enables the output of the vector-mapping PROM to allow decoding of the interrupt vector. The result is then applied to the D inputs of the 2910 while it does a jump to the appropriate subroutine. Thus the first address of the interrupt routine is brought in, and the address to which the previously executed program is to return after the interrupt is serviced is stored away. If there is a point in the microprogram routing where no interrupts are to be allowed, a logic 0 can be applied to the interrupt disable input pin on the 2914.

The microcode for handling interrupts is shown in the table. The first entry commences with address I. This vector instructs the 2914 to execute a jump to subroutine if its condition code input is low. The encoder is then commanded to place its interrupt vector associated with the current interrupt request on its output port. At this time, it may be desirable to disable any further inter-

There's no body like our new

Zoom Body

The new AO STEREOSTAR^{3/4} Zoom "T" microscope features the "T" zoom body with coaxial illumination and photo capabilities. It may be just what you need to boost output in your production, assembly or inspection department.

The Zoom "T" gives you a constant 4" of working room. It has a 1x - 6x magnification range, and with auxiliary lenses and eyepieces it offers a total range of 5x - 300x. Magnification can be conveniently changed with controls on both sides of the body. No matter what magnification you're working with, you get crisp, sharp image definition.

Modular in construction, the Zoom "T" can be ordered with or without the coaxial illuminator. In fact, any accessory can be simply added at any time. However, if you're working with highly reflective opaque surfaces, coaxial illumination is invaluable because it gives contrast without hot spots, glare, reflections or shadows.

We invite you to compare the new AO STEREOSTAR Zoom "T" microscope, feature by feature, with any other competitive microscope.

We're confident you'll immediately see that it offers the outstanding value in its field. See your AO dealer or representative for a demonstration. Or write for a detailed brochure.

American Optical,
Scientific Instrument
Division, Buffalo,
NY 14215.

AO[®]
American
Optical

Ad 3074



Software club provides Pascal tools

"Although Pascal is ideally suited for serious systems and applications programming on microcomputers, it is new enough in popularity that relatively few Pascal programs have been widely available to date. Moreover," says Jim Gagné, president of DataMed Research in Los Angeles, "needed software tools—a cathode-ray-tube mask generator and maintainer, a package of routines for complex variables, and a double-precision arithmetic package, etc.—have not been generally available." To help meet this need, Gagné has formed the UCSD Pascal Users' Group, a software club offering inexpensive, machine-readable media packed with Pascal programs. At the present time, the main focus of the group is UCSD Pascal. **In the future, as the CP/M-compatible compilers become more mature and more popular, they, too, will be supported.**

For further information, send a self-addressed, stamped envelope to 1433 Roscomare Rd., Los Angeles, Calif. 90024, or call Jim at (213) 472-8825.

Newsletter has Telidon Information

Anyone interested in the burgeoning video information industries throughout the world—like Antiope in France, Prestel in England, and the various systems being tested in the U. S. and Canada—will want to receive the Telidon Reports newsletter. **Intended to keep manufacturers of Telidon-compatible equipment and system users informed about significant developments in the Canadian government's interactive television system** [*Electronics*, April 10, p. 44], it will be published every two months and is available on request from Telidon Reports, DOC-DGSRP, Room 200, Journal Tower South, 300 Slater St., Ottawa, Ontario, Canada K1A 0C8. The newsletter can also be called up on the Telidon network by anyone with an appropriate setup.

NBS hosts fiber-optic symposium

Because the parameters to be measured are unfamiliar to electrical engineers and instrumentation is not generally available, measurement technology is the weak point in the growing field of fiber optics. Cognizant of this problem, the National Bureau of Standards, in cooperation with the Institute of Electrical and Electronics Engineers' Committee on Fiber Optics and the Optical Society of America, will sponsor the Symposium on Optical Fiber Measurements on October 28–29 at the NBS's Boulder, Colo., laboratories. **The meeting will focus specifically on measurement problems**, provide a forum for the presentation of current work, and allow time for discussion of some of the more difficult tasks facing the optical communications industry. About two thirds of the program will be devoted to contributed and invited papers, with the remaining time devoted to workshops.

Papers are being solicited on attenuation measurements, bandwidth measurements, radiation-pattern and mode-distribution measurements, index profiling, physical measurements, joint (connector-splice) evaluation, single-mode fiber characterization, system field measurements, link performance prediction, and standards. Instructions for submitting summaries, as well as registration, accommodation, and program information, may be obtained from D. L. Franzen, General Chairman, Electromagnetic Technology Division, NBS, Boulder, Colo. 80803. **The deadline for submitting summaries is July 18.** For more information, contact Ken Armstrong at (303) 499-1000, ext. 3787.

TO EXPAND HORIZONS, EXPAND YOUR CLASSROOM BEYOND THE HORIZON.



To expand his or her horizon, the student goes to school. With an electronic classroom, your school goes to the student.

So it's possible to reach students who cannot get to your classroom. This eliminates the cost of travel, room and board.

It's also possible to reach a lot more students, without adding more teachers or more buildings. And this fights the rising costs of education.

But what makes it all possible is advanced communications technology from the Bell System.

Here's how it works at the Air Force School of Systems and Logistics.

The teacher speaks, writes on the blackboard, advances slides.

The speaker's voice, which goes out over a phone line, is heard at remote classroom locations. The blackboard writing also goes out over phone lines, and is reproduced on TV monitors. At the teacher's command, duplicate slides are advanced at the remote locations.

There is an interchange with the teacher because students at any location can ask questions. Experts can be patched in from outside the classroom. And a tape machine records both video and audio work for students who missed the class.

The Air Force School of Systems and Logistics now teaches from two separate classrooms to nine remote locations. Studies show that the level of learning is as high as if the teacher were there in person.


Bell's advanced communications technology is changing ideas about the nature of learning. It's becoming clear that much of what we call education is information management and communication, and that's our business — the knowledge business.

Call your Bell System Account Executive and find out how we can work for you.


The knowledge business



Super computer...



...or diminutive diode,
the key to successful
sales in Japan lies here:



Whether you are hoping to sell a multimillion-dollar computer system or a new line of components in Japan, you need to make your name known to the right people there.

And the perfect medium for getting your message across is Nikkei Electronics, Japan's leading electronics magazine.

Published bi-weekly, Nikkei Electronics is distributed on subscriber basis to more than 40,000 key decision makers in

Japan's foremost electronics publication

Nikkei Electronics

NIKKEI-McGRAW-HILL, INC.
The Publisher of Nikkei Electronics
Wataru Makishima, Manager, Advertising,
Nikkei Annex Bldg. 2-1-2, Uchi-Kanda, Chiyoda-ku,
Tokyo, Japan. Telex: J26296 NKMCGRAW

the electronics industry.

Nikkei Electronics. Success comes easier through us.

Subscriptions: 42,866 (Feb.18, 1980 issue)
Circulation: 39,625 (Jan.-June 1979)
Japan ABC
Regularly audited by the Japan ABC


For further information, write to:
H.T. Howland, Marketing Services Manager,
Electronics, McGraw-Hill Publications Co.,
1221 Avenue of the Americas, New York,
N.Y. 10020, U.S.A. Tel: (212) 997-6642

How the smart companies


distribute power

and avoid multi-layer boards


THIS WAY



AND THIS



AND THIS



They use MINI/BUS[®] PC board bus bars to provide the power and ground system. This eliminates the need for on-board traces and/or multi-layer. Board density can be maximized.

The number of decoupling capacitors can be significantly reduced because a MINI/BUS[®] PC board bus bar is also a low impedance/low inductance device with inherent distributive capacitance.

You start production much faster than with multi-layer, because board design and layout are simplified with MINI/BUS[®] PC board bus bars.

and do all this—and more—at less cost than with a multi-layer board!

They do it with MINI/BUS[®] PC board bus bars, available in precise configurations from Rogers—the leader in the business, with worldwide manufacturing facilities.

For prompt applications engineering assistance—or just for samples and more detailed information—call or write the MINI/BUS product specialist at Rogers.

Rogers Corporation
Chandler, Arizona 85224
Phone: (602) 963-4584

EUROPE: Mektron NV, Gent, Belgium JAPAN: Nippon Mektron, Tokyo

MINI/BUS[®] by ROGERS
PC Board Bus Bars

Learn to program your microcomputer using **ASSEMBLY LANGUAGE**



COMING in JULY
Z8000

and COMING SOON
6809

Don't forget
our other ALP Books

Z80 - 6800 - 8080A/8085 - 6502

Each book explains assembly language programming, describes the functions of assemblers and assembly instructions, and discusses basic software development concepts. A special section on structured programming complements the many practical programming examples, which range from simple memory load loops to complete rudimentary design projects. Z8000 ALP by Adam Osborne; all others by Lance Leventhal.

In each book you'll find:

- * Over 80 programming examples tailored to your microcomputer, with source program, object code, flowcharts, and explanatory text.
- * Each instruction fully explained
- * Assembler conventions
- * I/O devices and interfacing methods
- * How to program the interrupt system

Table of Contents: Introduction to Assembly Language Programming; Assemblers; The Assembly Language Instruction Set; Simple Programs; Simple Program Loops; Character Coded Data; Code Conversion; Arithmetic Problems; Tables and Lists; Subroutines; Input/Output; Interrupts; Problem Definition and Program Design; Debugging and Testing; Documentation and Redesign; Sample Projects.

The 8086 Book

This June, Osborne/McGraw-Hill will release the first of a new series, *The 8086 Book* by George Alexy and Russell Rector. A handbook for all 8086 users, this book includes basic 8086 programming instructions, a thorough analysis of the 8086 instruction set, and detailed hardware and interfacing guides that reveal the full power of the 8086 multiprocessing capabilities.

Order Form

Book	Price	Quantity	Amount
6502 Assembly Language Programming	\$12.50		
Z80 Assembly Language Programming	\$12.50		
6800 Assembly Language Programming	\$12.50		
8080A/8085 Assembly Language Programming	\$12.50		
The 8086 Book	\$15.00		
California residents tax			
Shipping			
TOTAL			

Calif. residents add 6% sales tax.
S.F. BART residents add 6-1/2% sales tax.

SHIPPING (Shipping for large orders to be arranged)
 All foreign orders \$4.00 per item for airmail
 \$0.75 per item 4th class in the U.S. (allow 3-4 weeks)
 \$1.25 per item UPS in the U.S. (allow 10 days)
 \$2.50 per item special rush shipment in the U.S.
 For faster shipment or credit card, phone (415) 548-2805

- Please notify me when 6809 ALP is available.
- Please notify me when Z8000 ALP is available.

Name: _____
 Address: _____
 City: _____ State: _____
 ZIP: _____ Phone: _____

OSBORNE/McGraw-Hill

630 Bancroft Way, Dept. E17
 Berkeley, CA 94710
 (415) 548-2805
 TWX 910-366-7277





More cost efficiency...

Introducing Series III SOLID STATE KEYBOARDS

Now: Ferrite Core Reliability At Lower Prices



More cost efficiency you can put your finger on...

Just imagine, a solid state keyboard at a price you can afford that delivers MTBF's in excess of 40,000 hours, is unaffected by contaminants, has excellent resistance to static discharge and EMI, plus high speed operation without "misses." Well the keyboard professionals have done it again—the Series III keyboard.

That's right, the SERIES III will provide cost efficiencies you can put your finger on. It's designed to increase operator productivity and performance under demanding

operational and environmental conditions. This means cost efficiency for you—reduced downtime, lower repair cost, fewer service calls, satisfied customers, and lower prices. That's total value!

It's in the unique SS3 ferrite core keyswitch

We've built our reputation on ferrite core switching technology. And once again, we've advanced our technology through the unique SS3 keyswitch.

Like its proven and successful predecessor, the SS3 keyswitch is mechanically simple and contact-

less. The SS3 is designed with fewer parts, lower profile and exceptional feel while maintaining excellent resistance to environmental factors. This combined with a 100 million cycle life test rating offers unsurpassed cost efficiency.

You have our word on quality—Cortron

All Cortron® Series III Solid State Keyboards are 100% inspected and tested to insure your specifications are met. We're so sure of our reliability that we have extended our warranty to 2 full years. Let us convince you.

We've touched on a few of the many cost efficiency benefits that Cortron Series III Solid State Keyboards offer you and your customers. There's much more we can talk about. For full cost efficiency details and our Cortron Series III Solid State Keyboard brochure, write or call Cortron, A Division of Illinois Tool Works Inc., 400 W. Grand Avenue, Elmhurst, Illinois 60126. Phone (312) 279-9110. TWX: 910-254-0154.



CORTRON

A DIVISION OF ILLINOIS TOOL WORKS INC.

THE KEYBOARD PROFESSIONALS

Copyright: © Illinois Tool Works Inc. 1978

Circle 167 on reader service card


Introducing the Manila-San Mateo-Manteca connection.

Soon, the best of all worlds in subcontract assembly.

A half-dozen years ago not too many people had heard of the combined capabilities of Interlek and Dynetics.

Times have changed.

Today, Dynetics is the world's leading offshore subcontract micro-electronic assembler. A leader in volume, quality, and capability.



This leadership has resulted from providing industry with a caliber of service unmatched by anyone, anywhere. Service that begins with sales, customer service, engineering, scheduling and purchasing capabilities of Interlek in San Mateo, California. And ends with the large volume IC, hybrid, and custom products assembly capability of Dynetics in Manila, the Philippines.



Coming this summer, a whole new dimension.

Until now there have been a few services that even we haven't offered. This summer that changes when Indy Electronics opens the doors to its ultra modern 60,000 sq. ft. manufacturing facility in Manteca, California.

Located just 60 miles east of Silicon valley, Indy will team with Interlek to provide complete engineering and production services.


But with a totally different emphasis.

Indy Electronics will offer an assembly capability that meets or exceeds military standards. Indy will offer rapid turnaround (in many

cases within 72 hours), and will be geared to handle orders as small as several devices.

But here's the real news. Indy Electronics will offer customers the opportunity to lease their own dedicated line. Complete with equipment, personnel, and space.

Let us repeat all that. This summer, Indy will offer you:
60,000 sq. ft. of ultra modern assembly space



A complete captive line operation
Assembly of all semiconductor package types
Military standard quality
72-hour turn around capability
A location just 60 miles from Silicon Valley

We expect Indy Electronics production capacity to fill rapidly. To reserve your capacity, call or write us immediately.

INTERLEK, INC.
411 Borel Avenue, San Mateo, California 94402.
(415) 572-1234.

Interlek



HP SOLVES MORE PROBLEMS...



...With a broader range of programmables and more extensive software solutions than anyone else.

Hewlett-Packard's extensive line of programmable calculators coupled with its vast range of software solutions lets you solve more problems more quickly and easily.

MORE SOLUTIONS

With programmable calculator hardware is only half the story. Hewlett-Packard's superior software support lets you spend your time solving problems rather than writing programs to solve your problems.

HP offers a growing collection of software solutions, from aviation navigation to x-ray diffraction. For use on-the-job or at your leisure. And HP software is available in several convenient forms: hundreds of easy to use, step by step key-in programs for all HP programmables; and preprogrammed magnetic cards, plug-in modules, and soon, bar-coded programs for fully-programmables. Plus thousands of software solutions in HP's Users' Library. So when you buy a Hewlett-Packard program-

mable, you're buying a more useful, efficient, and complete problem solver.

A PROGRAMMABLE FOR YOU

Hewlett-Packard has a full line of scientific and engineering programmables to choose from: six different programmables with a full range of capabilities. One of them is sure to meet your particular needs.

HP Scientific Programmables

HP-33E	Scientific Programmable	\$ 90.00*
HP-33C	Scientific Programmable with Continuous Memory	\$120.00*
HP-34C	Advanced Scientific Programmable with Continuous Memory	\$150.00*
HP-67	Fully-Programmable	\$375.00*
HP-97	Fully-Programmable Printing	\$750.00*
HP-41C	Alphanumeric Fully-Programmable with Continuous Memory	\$295.00*

The most extensive range of programmable calculators backed by the most extensive line of software solutions. It's an unbeatable combination and another example of Hewlett-Packard's commitment to the principle of "excellence by design."

For the address of your nearest HP dealer, CALL TOLL-FREE 800-648-4711 except from Alaska or Hawaii. In Nevada, 800-992-5710. For details, send the attached coupon or write: Hewlett-Packard, 1000 N.E. Circle Blvd., Corvallis OR 97330, Dept. 214C



HEWLETT-PACKARD
Dept. 214C
1000 N.E. Circle Blvd.
Corvallis, OR 97330

Please send details on HP programmable calculators and software solutions.

NAME _____

TITLE _____

COMPANY _____

ADDRESS _____

CITY _____

STATE _____ ZIP _____

*Suggested retail price excluding applicable state and local taxes - Continental U.S.A., Alaska and Hawaii.

Displays photographed separately to simulate typical appearance.

610/03

New products

This year's annual show sponsored by the IEEE will have on display from May 13 to 15 at Boston's Hynes Auditorium products that range from capacitors to development systems

Electro / 80

RCA adds full-screen editing to microcomputer development line

RCA Corp.'s Solid State division is improving its offering in microcomputer development systems with the Cosmac System IV, a developmental tool that will be shown for the first time at Electro. Also designated CDP18S008, it is an upgraded version, based on a cathode-ray tube, of RCA's earlier 005 and 007 systems. As with these older versions, the 008 is a development system for RCA's 1802 8-bit complementary-MOS microprocessor. It can also be used with the 1804 microcomputer. Featuring full-screen editing capabilities, the system also comes with a dual-drive floppy disk, a keyboard with 58 standard ASCII keys and 14 special-function keys for the full-screen editing, a separately housed Micromonitor debugging and development tool, 28 kilobytes of user random-access memory, and high-level language capabilities.

New chips. The system uses two new C-MOS integrated circuits to generate the character set for the CRT, as well as a new chip, the CDP1871, for keyboard scanning. The CDP1869 and CDP1870 are incorporated in a chip set that can provide character generation, sound, motion, graphics, and color. Not all of these features are used in the 008 development system, however. The chips will generate 24 80-character

lines; if sold as separate components, they generate 24 40-character lines for the screen.

"The full-screen editing is significantly faster and easier to use than text-editing systems," says C. Michael Caterina, manager of product marketing for microprocessor systems. "The user has instant verification of changes he makes."

In addition to this editing feature, the 008 also has a disk-based CDOS

operating system that manages disk files. Included with the 008 is an assembler and editor for the 1802, and a Level II macroassembler. The 008 has a built-in programmable read-only memory programmer that can be used with any PROM up to and including the industry standard 2716s, according to Caterina. The development system may also be used to program the CDP18 μ 42 erasable PROM, a 256-by-8 C-MOS



New products

device soon to be announced by RCA.

Included in a second chassis are two drives for 8-inch single-sided single-density floppy disks, giving a total capacity of 0.5 megabyte. Also shipped with the system as a stand-alone unit is a real-time monitor and debugger for the 1802. Available for the last several years, the Micromonitor is similar to an in-circuit emulator, but can also be used as a portable test instrument in the field. The Micromonitor is controlled by its own internal microprocessor; it uses the microprocessor, power supply, clock, memory, and associated hardware of the system under test to run the user's program. It is used primarily for prototype-system software and hardware debugging.

A Centronics-compatible printer interface is included with the system; RCA plans to offer an optional printer for the system shortly. Priced at \$3,000, the unit will be bidirectional, and print at 340 characters/s.

Available with the system as

options will be three high-level languages: microForth, PL/M 1800, and Basic 1. MicroForth has been available for use with the 1802 for some time, but both PL/M and Basic are recent additions to the 1802 catalog. As a stand-alone software package with 32 kilobytes of random-access memory, the PL/M offering will sell for \$2,700. The language of the \$300 fixed-point Basic 1 package can be either interpreted or compiled.

"In addition to adding the integral CRT and full-screen editing capabilities, the 008 provides the customer with everything he needs for hardware and software development. This is everything to do program development, even without the high-level languages," Caterina notes.

The CDP18S008 will sell for \$11,000, with deliveries to begin in the third quarter.

RCA Solid State Division, P. O. Box 3200, Somerville, N. J. 08876. Phone (201) 685-6605 [391]

expansion. If more slots are needed, up to three card cages can be stacked together for a maximum of 19 free card slots.

Support hardware for the MACS-10 system includes a 128-kilobyte RAM card and what Matrox claims is "the industry's widest selection of alphanumeric and graphic video display controllers."

Delivery is 30 to 45 days after receipt of order. A single MACS-10 is priced at \$5,990.

Matrox Electronic Systems Ltd., 5800 Andover Ave., T. M. R., Quebec H4T 1H4, Canada. Phone (514) 735-1182 [393]

IC regulates power switchers

Since switching power supplies have gone solid-state, a major effort for the next generation has been to cut the number of components. With its switching regulator integrated circuit, Lambda Semiconductors promises a means of doing just that.

In fact, the LAS3800 is a monolithic switching regulator specifically developed for use in fixed power control applications, such as switching power supplies and motor controls.

"The LAS3800 replaces more than 75 components found in the first generation of switching power supplies," claims Merrill J. Simon, vice president for Veeco Instruments Inc., the Melville, N. Y., manufacturer of Lambda Semiconductors' products. The device itself contains some 200 to 300 components, according to Simon.

Besides replacing the discrete parts, the LAS3800 is also providing some functions not found with other switching controllers. Among these is a dynamic volt-time symmetry correction feature—provided in double-ended systems—to control the alternate cycle of the pulse-width modulator, making the average magnetic field in the transformer zero.

"In other words, the transformer doesn't go into saturation," says Suneil Parulekar, marketing man-

Microcomputer develops software

By combining modular Multibus-based hardware with the CP/M2.0 disk operating system, Matrox Electronic Systems has managed to come up with a microcomputer that can be used for software development as well as in computers at the original-equipment-manufacturer level. The MACS-10 marks Matrox's first venture into the data-processing market; the Montreal firm had until now been supplying only controllers related to video display.

The system is configured around the Z-80A (4-MHz) central processing unit. It also includes 48 kilobytes of random-access memory and sockets for 8 kilobytes of read-only memory or erasable programmable ROM. A 2-kilobyte monitor program, a dual 8-in. double-density floppy-disk drive and controller, and interfaces for a video terminal and line printer are also included in the package. Other peripherals can be connected through additional ports at the rear

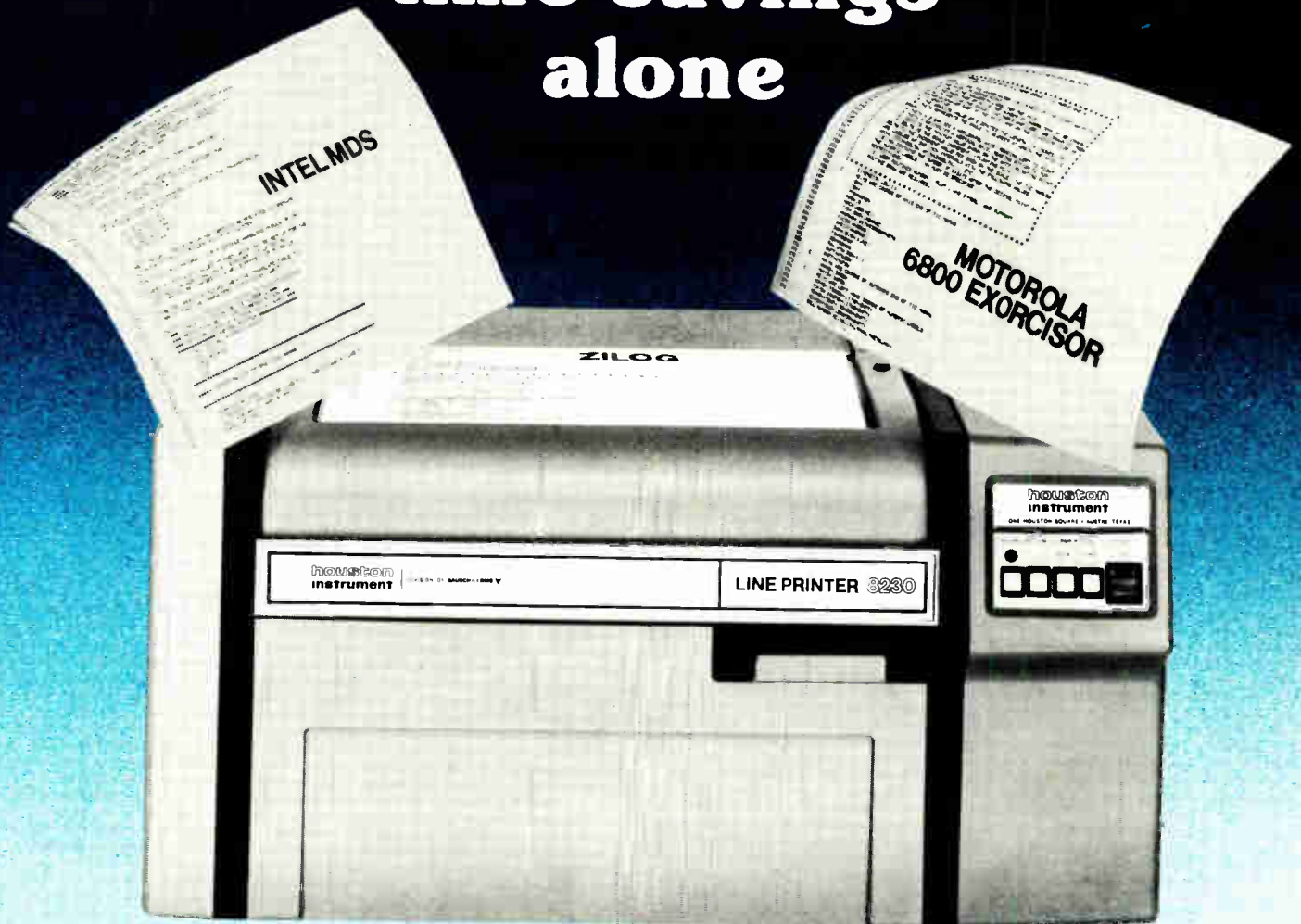
of the MACS-10 chassis.

Matrox offers Pascal, Cobol, Basic, and Fortran packages for the MACS-10, but users can also choose from the hundreds of applications programs written by independent software houses. Software development is speeded up by board-based software support for CP/M2.0 and can be done on the same hardware that is used in the target systems.

MACS-10 hardware is modular, so available separately are: the model ZBC-80 single-board computer, the model FFD-1 floppy-disk controller and RAM card, the CCB-7 seven-slot card cage and backplane with power supply and fan, and the DF-28 dual floppy-disk drive.

The card cage-backplane and the dual floppy-disk drive both conform to the Electronic Industries Association's recommended 19-in. rack spacing. The ZBC-80 and FFD-1 cards occupy two slots in the card cage, leaving five slots for system

One good printer for software development can justify itself in time savings alone



And the best software development printer available today comes from Houston Instrument

Model 8210 \$3,950.*
2400 LPM 80 col.

Model 8220 \$4,750.*
1000 LPM 132 col.

Model 8230 \$4,250.*
1400 LPM 132 col.

Watch your programs fly off this machine...quietly, accurately and above all quickly. Why wait for the printer...it could be waiting for you. Others are benefiting from this desktop printer in software development. Why not you?

Write to us for complete information at One Houston Square, Austin, Texas 78753. Better still, call us at (512) 837-2820. For rush literature requests and sales office information, outside Texas call toll free 1-800-531-5205.

**houston
instrument**

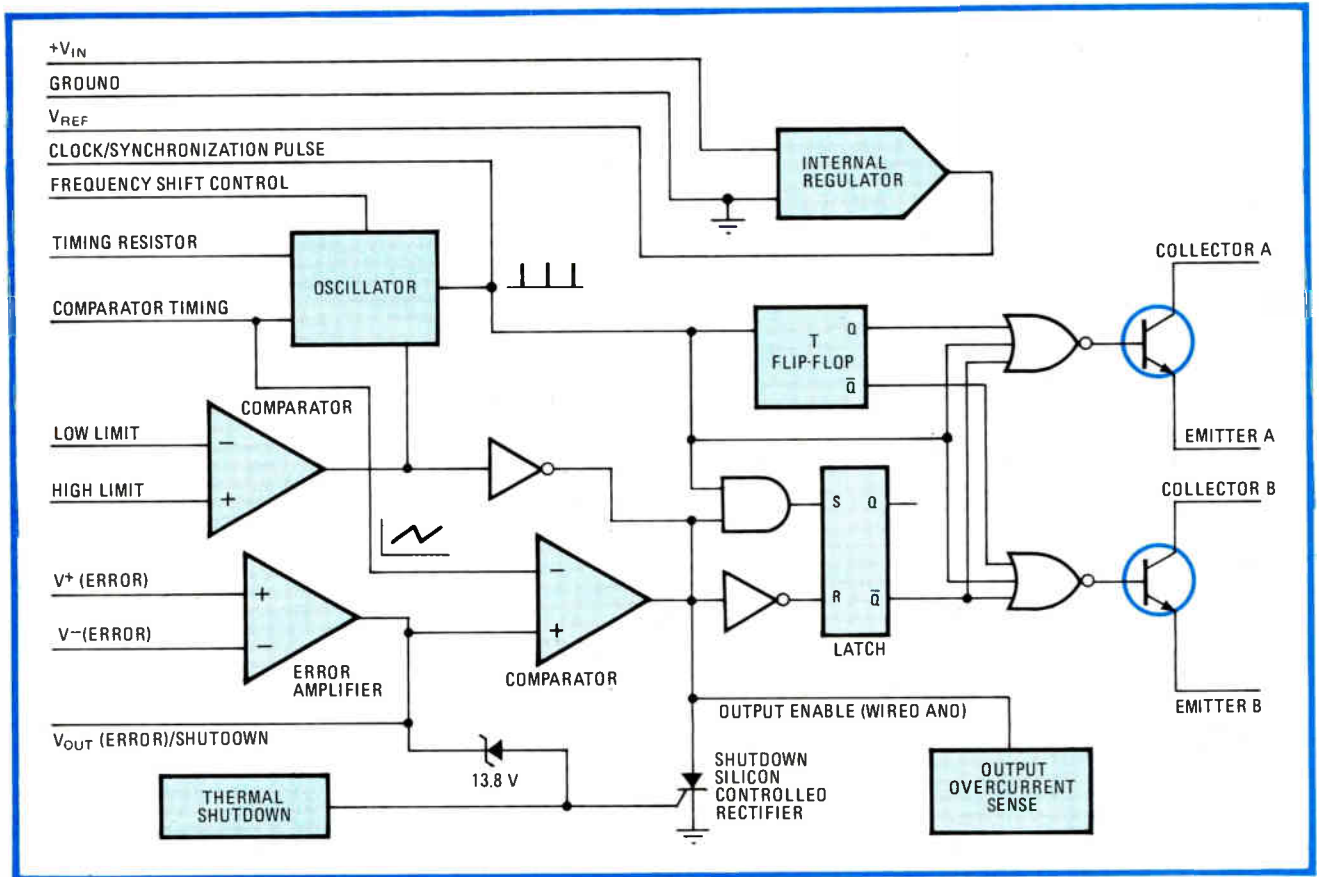
DIVISION OF BAUSCH & LOMB

Circle #172 for literature
Circle #173 to have a representative call

"the graphics - recorder company"

Visit us at the NCC, Booth 1539
*U.S. Domestic Price Only

New products



er for semiconductors. An ultrahigh-speed current-limiting comparator—operating within $0.5 \mu\text{s}$ typically and $0.9 \mu\text{s}$ maximum to shut down the output—protects the switching transistors. A thermal shutdown mode at 150°C minimum, 175°C typically, and 200°C maximum also protects the chip.

The IC features dual 0.5-A output transistors that enable it to drive most switching transistors directly, as well as drive a transformer directly when operating at 40 v. These two symmetrical npn devices offer output overcurrent protection as well.

The LAS3800 will operate at 10 to 40 v, with a temperature-compensated 1.65-v reference. The sawtooth oscillator has overcurrent frequency shift functions from dc to 500 kHz; the frequency shift is programmable, as is the dead time of the device. The unit has linear “trailing-edge” pulse-width modulation with double-pulse-suppression logic. In addition, the LAS3800 features an uncommitted error amplifier and a soft start

capability.

Useful in implementing switching regulators of either polarity, the LAS3800 may also be used in transformer-coupled dc-dc converters, voltage doublers not using transformers, polarity converters, and dc or ac motor controls. The device will operate in a temperature range from 0° to 125°C .

Selling for about \$15 each in 1,000-unit quantities, the LAS3800 can be delivered within four to six weeks.

Lambda Semiconductors, 515G Broad Hollow Rd., Melville, N. Y. 11747. Phone (516) 694-4200 [394]

Unit acquires data for \$275

The new DT5712, from Data Translation Inc., is an 8- or 16-channel data-acquisition system that handles


both high- and low-level signals and offers optional programmable gain—at a base price of \$275.

The basic DT5712 is a high-level-only unit capable of working with inputs in the $\pm 10\text{-V}$ range. Its gain, set by a user-selected resistor installed adjacent to the module, is fixed and identical for all channels. Gain can range from unity to 1,000.

For engineers working with high-level inputs alone in applications where all inputs are of roughly similar values, the bare-bones DT5712 offers very good value for its price, according to the Natick, Mass., firm, and it may even be the lowest-cost such device available. Within its 3-by-4.6-by-0.375-in. shielded package is a multiplexer, an instrumentation amplifier, a sample-and-hold network, and control logic. The output is tristate and microprocessor-compatible, and inputs are at MOS/TTL logic levels.

The throughput is 40 kHz, or 25 ms per channel; sample-and-hold aperture time is 50 ns with an uncer-

OUR WIDE CHOICE OF NEW DISCS WILL PUT OEMS IN FAT CITY.



Data General announces a choice of new winchester discs in either 12.5 or 25 megabyte capacities (plus optional 1.26 megabyte diskette for backup and file exchange). This means our OEMs can now offer the widest range of compatible, low-cost disc-based systems available anywhere.

Dozens of new NOVA[®], ECLIPSE[®] and microNOVA[™] configurations will help you fatten up sales with lower costs, higher reliability and easier maintenance.

Best of all the prices are lower than ever before. That means a change in your sales picture and change in your pocket. Let Data General fatten up your sales. Call, or write, or send in the coupon.

Data General Corporation, Westboro, MA 01580, (617) 366-8911. ECLIPSE and NOVA are registered trademarks and microNOVA is a trademark of Data General.
©Data General Corporation, 1980.

**VISIT US AT BOOTH #1339
AT MCC, ANAHEIM, CA.,
MAY 19-22, 1980.**

Data General

Mail to: Data General Corporation, Westboro, MA 01580. I'm hungry for more information. Send me full details on your new ECLIPSE, NOVA, microNOVA systems for OEMs. I'm starving. Send a salesman.


Name _____ Title _____ Company _____ Address _____ City _____ State _____ Zip _____

Tel. _____

The Computer of the U.S. Olympic Sports Medicine Committee

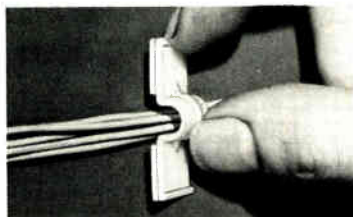
E424

Clamping Ideas from Weckesser




Nylon FLEX-CLIP

Slip wires in or out for changes or removal. Contour of clip plus spring-back flexibility of nylon provides easy assembly, yet holds bundles securely.



Nylon PRESS CLIP

Peel off... press and it's on to stay. Adhesive-back provides fastest way yet to install clips. Four sizes for bundles from 1/8" to 1/2" dia.



PRESS CLIP for flat cable


One size nylon clip for any width flat or ribbon cable. Used along edges, provides unlimited flexibility in mounting arrangements. Adhesive-back or screw mounting hole.

Write for catalogs.

Weckesser
COMPANY, Inc.

4444 W. Irving Park Road
Chicago, Illinois 60641 (312) 282-8626

New products



tainty of 10 ns. Conversion time is a reasonably quick 10 ns.

Linearity is within $\pm 1/2$ least significant bit, with differential linearity and unity-gain system accuracy both within 0.03%. At higher gains, system accuracy is somewhat lower, falling to within 0.05% at a gain of 100, for example. The unit can handle both 16 single-ended and 8 differential inputs.

The device is designed to interface easily with microprocessors. It is also available on analog interface boards that are compatible with Digital Equipment Corp's PDP-11 and LSI-11 systems, as well as with the Intel/National Multibus, Computer Automation's LSI series, the Mostek/Prolog STD bus, and Zilog's MCB. Control inputs are at MOS/TTL levels, and the DT5712's output often can be spilled directly onto a microprocessor bus. Output consists of an 8-bit byte and a 4-bit nibble, and both are accessible either serially or in parallel as required.

To this basic capability, the user can add options for programmable gain and low-level operation. Ordered at the time of purchase, these two options make possible channel-to-channel gain changes under software control via the module's microprocessor-compatible inputs. The PGH option, for ± 10 -V inputs, offers gains of 1, 2, 4, or 8; the PGL

option—which also moves the DT5712 into the low-level, ± 20 -mV range—offers gains of 1, 10, 100, and 500. The electronics for these options are added to the module at the time of assembly and are housed within the unit's shielded enclosure for protection against radio-frequency interference.

Data Translation claims that the availability of these options is unique to the market, though some competitors offer programmable gain as a standard feature of some more costly, high-level modules. The firm says, though, that industrial applications requiring interchannel gain ranging are a major applications area.

Delivery of the DT5712 takes five days.

Data Translation, Inc., Four Strathmore Rd., Natick, Mass. 01760. Phone (617) 655-5300 [395]

Mica capacitors offer stability

A series of mica chip capacitors to be shown at Electro by Arco Electronics Inc. offers high-frequency characteristics over a wide capacitance range. The UC family covers 1

TM 500 gets up and goes!

A test and measurement system that lets you take what you want where you want.

When it comes to testing on the fly, TM 500 gives you two ways to go:

For long-range portability, there's the TM 515 Travel Lab Mainframe. It holds up to five instrument modules that can be used either independently or in combination through a rear interface board. And with nearly 40 different TM 500 plug-in instruments to choose from, you can assemble exactly the test array your travels require. From DMMs to oscilloscopes to generators.

With its snap-on covers, the TM 515 Travel Lab is attractive as well as durable. It fits easily under most airline seats and weighs only about 30 lbs. fully loaded with plug-ins.



For trips next door or down the hall, there's the Model 3 Cart. With a Tektronix Oscilloscope on top, up to two TM 500 Mainframes can fit on the lower decks. A large accessory drawer at the base lets you store all your odds and ends. And four permanent power outlets are joined to a single 15-foot line cord.

To find out more about TM 500, contact your local Tektronix Field Office, or write Tektronix, Inc.

**TM 500
Designed for
Configurability**

For immediate action, dial our toll-free
technical answering service 1-800-541-1313.

Tektronix
COMMITTED TO EXCELLENCE

Tektronix, Inc.
P.O. Box 1700
Beaverton, Oregon 97007
(503) 644-0101
Telex: 910-402-8708
Cable: TEKTRONIX

Systems, Africa
Middle East
Tektronix, Inc., Inc.
Postbox 407
1100 8th Avenue
The Netherlands



Digital Waveform Analyzer

MLB-1 Logic Probe



Unit Quantity— \$41.95

- Traces logic level & pulses.
- TTL/DTL or CMOS —switch selectable.
- Pulse or memory mode.
- PWR input & GND leads.
- LED display.
- Circuit powered.

NLS products are available from Nationwide Electronic Distributors. Send for our brochure today!



Non-Linear Systems, Inc.
Originator of the digital voltmeter.
Box N, Del Mar, California 92014
Telephone (714) 755-1134 TWX 910-322-1132

Circle 178 on reader service card

MOVING?

Please give us 4 weeks advance notice. Attach the label for your old address, write in your new address below, and send to Fulfillment Manager, Electronics, P.O. Box 430, Hightstown, N.J. 08520.

OLD
ADDRESS
LABEL

NEW ADDRESS

Name _____

Address _____


City _____

State/Province _____

Zip/Postcode _____

Country _____

New products



to 2,000 pF at a 100-working-volt (wv) dc rating and 1 to 1,200 pF at a 500-wv dc rating.

Irwin Wolberg, marketing director, says, "Highlights of the product include a special lamination method which does not use metal foils. With their high-frequency characteristics and extreme stability, mica capacitors are superior to other capacitors," he claims. "No special treatment is needed for soldering, nor will the capacitor undergo cracking because of thermal shock. There is a high mechanical-strength stability because of the mica," Wolberg says. The only special requirement for soldering is that the solder must be 2.5% to 3% silver; the soldering is done easily because silver is used for the electrodes.

The temperature characteristics of the capacitors are as follows: for nominal capacitance greater than or equal to 1 pF, but less than or equal to 10 pF, the temperature coefficient is between 0 and 200 ppm/°C with a capacitance drift of $\pm(0.5\% + 0.1\text{ pF})$; nominal capacitance that is greater than 10 pF, but less than or equal to 30 pF, has a temperature coefficient between 0 and 100 ppm/°C with a drift of $\pm(0.1\% + 0.1\text{ pF})$; and nominal capacitance greater than 30 pF has a temperature coefficient between 0 and 50 ppm/°C, with a drift of $\pm(0.05\% + 0.1\text{ pF})$.

Capacitance tolerances that are available range from $\pm 0.25\text{ pF}$ to $\pm 5\text{ pF}$ for capacitances greater than or equal to 1 pF, but less than or equal to 10 pF; for capacitances greater than 10 pF, the tolerances available go from $\pm 0.25\%$ to $\pm 5\%$, with a minimum of $\pm 0.25\text{ pF}$.

For a capacitance range of from 1 pF to 100 pF, the step is 0.5 pF; for a

range of from 100 pF to 1,000 pF, the step is 1 pF; and for 1,000 pF to 2,000 pF, the step is 10 pF.

Typical measurements of capacitance compared with frequency are as follows: at 5 pF, the capacitance remains stable to beyond 200 MHz; at about 10 pF, it remains stable to about 150 MHz; at about 50 pF, to 50 MHz; and at about 100 pF, to about 30 MHz.

For a capacitance between 10 pF and 330 pF, the Q is between 6500 and 8500 at 1 MHz. Below 10 pF, the Q drops to 3,000 to 4,000 at 1 MHz. The dissipation factor, for a life test, for a 2000-pF capacitor rated at 100 wv, with a $\pm 5\%$ tolerance, is between 0.02% and 0.03%.


The size of these mica chip capacitors varies according to the capacitance range and working voltage rating, and prices vary accordingly. For example, a typical member of the UC family of mica chip capacitors, a 100 pF capacitor with a tolerance of 0.25%, sells for \$1.50 in small quantities; however, for a 100 pF capacitor with a tolerance of 2%, the price drops to 62¢ in similar quantities. Delivery time on the units runs from about 8 to 12 weeks after an order is received.

Arco Electronics Inc., 400 Moreland Rd., Commack, N. Y. 11725. Phone Ronald Travis at (516) 864-7000 [396]

Analyzer covers broad spectrum

Sporting a frequency range from 30 Hz to 200 MHz, Marconi Electronics' newest spectrum analyzer also features a 100-dB displayed dynamic range. The TF 2371 has a resolution of 0.1 dB and 5 Hz. In the manual mode, the frequency resolution improves to 1 Hz. A built-in tracking generator, covering the full 200-MHz range, permits measurement of voltage standing-wave ratios and frequency responses for component testing and amplifier and filter characterizations.

The 2371 has a recirculatory digi-



We'll take it from here.

Let's face it, interconnections can really leave you at loose ends.

So we're offering to take total responsibility for solving your mass termination problems.

We're Spectra-Strip, and what we make is exactly what you need to get your job done right, reliably and within reason.

For all your interconnect needs from jumpers and flat cables to IDC connectors and ready-to-go standard and custom planar assemblies, just check us

out. You won't need to call anyone else.

For the name and number of our nearest distributor or rep, write Spectra-Strip, an Eltra Company, 7100 Lampson Avenue, Garden Grove, CA 92642. Or call (714) 892-3361 today.



When you're down to the wire

**WHY STRUGGLE WITH CAGE ASSEMBLY?
VECTOR-PAK DOES IT FOR YOU
COMPLETELY ASSEMBLED-READY TO USE**

40 STANDARD CAGE AND
MODULE COMBINATIONS
SPECIALS TO ORDER

OFF THE SHELF



\$146.15
COMPLETE

EFP MODULE CAGES

Discrete Card Guide Cages -- Aluminum or plastic. 4-way adjustable connector struts. 6 sizes off the shelf.

Cardmount Cage Assemblies -- Cards mount in 4 std. widths of L panels; 11 off-the-shelf cages; 13 module sizes.



CCK-13 Type \$41.32 (1-9)



CCM13 \$99.55 (1-9)



CCK3 \$39.62 (1-9)



CA87HP156 \$42.56 (1-9)

Continuous Card Guide Cages--Alum. plate style has 106, .077" wide card grooves, .150" ctrs. 4 sizes off-the-shelf.

Multi-use Cage Kits--Maximum flexibility, supplied unassembled in 4 different models to house cards and/or modules.

FOR EXPERT ASSISTANCE FROM THE PACKAGING PROFESSIONALS

Vector Electronic Company

12460 Gladstone Ave.
Sylmar, CA 91342

CALL TOLL FREE 800-423-5659
ON YOUR PACKAGING PROBLEMS.

If not stocked by your distributor order direct.

Prices subject to change without notice. 721079

Circle 180 on reader service card

FREE


Brochure describes Electronics editorial reprints, services, books...

- More than 70 article reprints in 15 subject categories
- Handy wall charts
- Custom-made reprint services
- Books especially for **Electronics'** readers
- Convenient postage-paid order cards



For your free copy, circle #275 on the reader service card.

New products



tal store built with MOS field-effect transistors that produces input for a 256-by-512 point display. This stored information is continuously scanned and shown on a 130-by-100-mm display.

Stored data display. A split-store mode divides the display in half to show two recorded displays at once—each composed of 256 by 256 points; updating one store while retaining the other for comparison is thus possible. Also included with this display system is an electronic graticule that is movable in the frequency and amplitude directions to ease the measurement of relative frequencies and amplitudes.

The flicker-free image will remain on the screen without fading as long as it is needed. The analysis of the stored signal can be done using a bright line cursor and a frequency counter to identify signal components, spurious signals, and amplifier and filter bandwidths.

Frequency measurement. A nine-digit electronic counter can read out in megahertz, with automatic positioning of the decimal point. It operates in three modes: in the past center mode, the center frequency measured is displayed whenever the data is renewed; in the bright line mode, the counter displays the frequency corresponding to the position of the bright line cursor; and in the so-called diff mode, the counter displays the difference between these two values—which is useful in measuring sideband frequencies in relation to a carrier.

For tuning, the 2371 uses four reference-frequency controls to cover the ranges of 0 to 200 MHz, ± 1 MHz, ± 70 kHz, and ± 1 kHz, respectively. The analyzer resolves to



HP introduces forms and graphics to desktop printing.

HP's new 7310A Graphics Printer mixes forms, text and graphics in any arrangement you need. And it prints text up to 500 lines per minute.

On demand from your terminal, the 7310A prints out your forms, and what goes on them at the same time. Work orders, assembly information, material lists, accounting reports, employee records, and all other forms with data, are printed and then

sized to your needs by an automatic paper cutter and page stacker.

Besides being fast and versatile, one of the printer's nicest qualities is just that. Printing quality. Readability can be enhanced with proportionally spaced type, reverse printing, and underlining. And programmable character height allows you to produce bold face headlines or titles in characters up to twice normal height.

In addition to supporting HP terminals and computers, four different interfaces let you adapt the 7310A to many other terminals and computers. For complete information, including OEM discounts, contact your local Hewlett-Packard sales office or write to Hewlett-Packard, Attn: Bill Fuhrer, 16399 West Bernardo Drive, San Diego, CA 92127; (714) 487-4100.

11001

 **HEWLETT
PACKARD**

Circle 181 on reader service card

When Clear Displays Count

You can count on Ferranti-Packard's electromagnetic 7-Segment display module to give you the electronic compatibility you need plus the reliability and visibility your customers demand.

Performance-proven for over 5 years, the simple design and construction, backed by Ferranti-Packard research and engineering, gives you the combination of reliability, visibility and flexibility that no other read-out component can match.

When you design an electronic read-out system, Ferranti-Packard display modules will help you do it better. It's clearly the display module you should consider. See the difference for yourself, write or call us and we'll prove it.



When clear displays count – Specify Ferranti-Packard.



Ferranti-Packard Limited

Electronics Division
6030 Ambler Drive, Mississauga,
Ontario L4W 2P1, Canada
Telephone: (416) 624-3020
Telex: 06-961437

Circle 182 on reader service card

New products

1 Hz in the manual mode with a 5-Hz filter and a 200-Hz scan width.

For amplitude measurement, there are two vertical scale ranges: +30 to -159 dBm using a 10-dB/division scale; and +30 to -109 dBm using a 1-dB/division scale, with each division equaling about 1 cm. The accuracy for these ranges is: for 10-dB steps, ± 0.3 dB per 10 dB, with a cumulative error of less than ± 1.5 dB; and for 1-dB steps, ± 0.1 dB per 1 dB, with a cumulative error under ± 0.3 dB.


There are two logarithmic and one linear vertical scale displays. The logarithmic displays are 10 dB/division for a 100-dB full-screen display, accurate to within ± 1 dB for 0 to -80 dB and to within ± 1.5 dB for -80 to -100 dB; and 1 dB/division for a 10-dB full-screen display accurate to within ± 0.1 dB. The quantization error for both display ranges is $\pm 0.25\%$ of full scale for filter bandwidths of 5 Hz to 5 kHz. The linear vertical scale is 300 mV/division to 300 nV/division, in a 1, 3, 10 sequence on a 10-division display. The volts-per-division nonlinearity is $\pm 1.5\%$ of the full-scale range.

The broad frequency range of the 2371 will be especially useful in radio-frequency communications, broadcasting, frequency-division multiplexing, pulse-code modulation and, single-sideband communications.

Priced at \$21,500 in single quantities, the spectrum analyzer is available within 30 days.

Marconi Electronics Inc., 100 Stonehurst Court, Northvale, N. J. 07647. Phone (201) 767-7250 [401]

FAST!



**recording solutions
for data acquisition,
automatic testing,
computer-aided design
and more . . .**

Dylon's GPIB (IEEE-488) 1/2-inch magnetic tape recording systems

- World-wide computer data interchange
- Archival data storage
- Disc back-up
- IBM and ANSI compatible formats
- Transfer rates to 100,000 bytes/sec.
- Dual buffers to 16,384 bytes.

The Dylon Corporation

3670 Ruffin Road, San Diego, CA 92123 (714) 292-5584 TWX: 910-335-1524



Audio oscillator has stable output

Once set, the amplitude of the model 4400 oscillator's output varies so little (± 0.05 dB) as frequency is tuned from 1 Hz to 110 kHz that the need to monitor voltage levels during audio frequency-response testing is eliminated. That, along with a sine-

Your sure way out of the impedance jungle.



Untangle R-C-L component measurement with a cost effective ESI digital bridge.



μP SPEED ON THE PRODUCTION LINE

This dual frequency bridge is RCL production King of the Beasts. Fast. Versatile. Automatic. Measures R,C,L to 0.1%, at up to 16 tests/sec., plus G,D,Q. Multiband sorting, parts handling interfacing. Under \$6000 USA.

LOW COST INCOMING RCL INSPECTION

Fend off wild components with this low cost meter. Measure R,C,L to 0.25%, plus get G & D. Autoranging, low frequency optional. Under \$800 USA.

AUTOMATIC 1 MHz CAPACITANCE

Renegade components at RF levels are quickly and surely snared with this 1 MHz RCL bridge. Measure R,C,L to 0.1%, plus get G,D,Q,X,B—all with μP muscle and speed.


SUPER ACCURACY FOR ABSOLUTE OHMS

Cage any species resistance with this precision ohmmeter's 3 modes: switched DC, continuous DC or single pulse. 0.02% accuracy to 20 MΩ. 1 μΩ resolution available.

The sure way to innovation.



Electro Scientific Industries, Inc.
13900 N.W. Science Park Drive
Portland, Oregon USA 97229
503/641-4141; telex 15-1246



Actual size of the FOTOCERAM slider is less than a quarter inch in length. It is a critical part of a complete thin film head assembly made by Applied Magnetics, Goleta, Calif.

GLAS

Finished $1 \mu\text{in.}$ smooth to fly thin film magnetics at $15 \mu\text{in.}$

Think of this FOTOCERAM[®] glass ceramic slider as an automatic pilot.

The magnetic disk starts, and it lifts off. The disk revs to 1500 ips, and the slider hovers at $15 \mu\text{in.}$ The disk stops, and it safely touches down.

Corning photo-etches the basic configuration. The homogeneous structure of FOTOCERAM slider material then allows Applied Magnetics to machine it to $4 \mu\text{in.}$ flatness, with $1 \mu\text{in.}$ average smoothness. Knoop hardness of 488 helps minimize head wear for years of safe take-offs and landings.

Applied Magnetics' advanced thin film transducers are deposited on a glass substrate. The glass is fused to the FOTOCERAM glass ceramic, one of the materials selected by Applied Magnetics for this application.

You'll also find FOTOCERAM and related FOTOFORM[®] materials as critical components in gas discharge displays and in impact and non-impact printers.



FREE FOTOFORM SAMPLER BOX

See detailed properties. If you need holes, slots or channels, see how we chemically machine them. As tiny as .002", as close as .004", with precision within .001".

Call 607-974-4304 or write FOTOFORM Products Group, The Materials Business, M.S. 123A, Corning Glass Works, Corning, N.Y. 14830.

CORNING

New products

wave output with distortion of less than 0.001%, makes the 4400 effective at measuring harmonic distortion in audio preamplifiers and power amplifiers.

The 4400 can work with low-distortion analyzers from other makers as well as with Krohn-Hite's to make up a complete distortion-measurement system, says the firm.

The 4400 will not only deliver a 7-v rms maximum sinewave into 600- Ω loads, but can put out inverted and quadrature versions simultaneously. This equips the oscillator for circle-generator and phase-locked-loop test applications.

Frequency accuracy holds to $\pm 1\%$ of frequency setting. Both frequency and amplitude are stable to 0.1% for up to an hour, or to 0.05%/°C.


Two rotary switches calibrated to 1 Hz and 0.1 Hz control and select frequency and a calibrated vernier provides continuous coverage between 0.1-Hz steps; there is a five-decade pushbutton multiplier with overlapping ranges. A three-position pushbutton attenuator calibrated in 20-dB steps from 0 dB to -60 dB controls main-output amplitude; with the 20-dB vernier, total dynamic range is 90 dB. Amplitude accuracy is $\pm 0.025\%$ per 20-dB step, or $\pm 20\%$ of amplitude setting.

Hum and noise are more than 100 dB below output level, with a rear-panel switch on the 4400 floating circuit ground from chassis ground to maintain the low noise level. The unit uses switch-selectable 90- to 132-v or 180- to 264-v power; single-phase figures are 50 to 400 Hz and 6 w. The price is \$550 per unit. Delivery is in 30 days.

Krohn-Hite Corp., Avon Industrial Park, Bode well St., Avon, Mass. 02322. Phone (617) 580-1600 [397]

\$30 isolators have dc-dc converters

What may be the industry's most inexpensive complete function isolators have been announced by Analog



NEW LIFE FOR ANALOG RECORDERS IN A DIGITAL ENVIRONMENT

Ampex calls it the M² Digital Encode/Decode Unit. You'll call it the most cost-effective modem you've ever seen for high density digital multi-channel transmission applications.

Used in conjunction with an analog instrumentation recorder, the Ampex M² Encode/Decode Unit gives you a digital capability of 5 megabits/second at 120 ips, working in Biphase-L, Miller or M² codes. And you can get as many as 10 channels of record/playback in a package only 5 1/4 inches high by 19 inches wide.


The built-in test option functions as an error counter with a digital readout to diagnose input rates, and it also serves as both a tape and a total system certification system, displaying number of errors in either 10⁶ or 10⁸ bits. It can also be used as a frequency counter.

Use this unique unit as a digital recording front end, as a self-standing modem on wideband telephone and a signal circuits, or as a multichannel diagnostic adjunct. Power supply is 115/220V, 47 to 400 Hz, and price ranges from about \$6,000 to \$12,000 depending upon channel count and installed options.

Rene Chikhani can provide complete technical and performance specifications, and he'll work with you on custom system applications. Call Rene at 415-367-2758, or write to him at Ampex Data Systems, 401 Broadway, Redwood City, California 94063.

AMPEX

Circle 185 on reader service card



NO HARDWARE, NO HASSLE PROM PROGRAMMING

Advant announces the end of the technology, production crunch. PROM programmers that meet your needs... today and tomorrow.

You no longer have to struggle keeping up with PROM technology, personality boards, programmer training, production requirements and field service needs. Using the advanced MicroSupport™ hardware/software combination, we've eliminated the need for personality modules.

Simply key in two inputs on the integral keyboard and the system's software configures the programmer to the PROM manufacturer's programming specifications. Even when programming specifications change, you can reconfigure our PROM programmers in seconds. If you change manufacturers or the manufacturer changes specifications, you can quickly and easily program in the changes and be back in operation. You can even select PROM densities ranging from 256 bits to 128K bits.

If you want to program PROMs without all of the hassle and extra hardware, find out about MicroSupport PROM Programmers. Call or write us today. We offer units for all your needs... development, production, field service.

ADVANT
for
MicroSupport™
by **EH**

696 Trimble Road • San Jose, CA 95131 • (408) 946-9300

I'm tired of the hassle. Send me more information on the software-based MicroSupport PROM Programmers.

NAME _____ TITLE _____

COMPANY _____

ADDRESS _____ STATE _____ ZIP _____

CITY (_____) _____


PHONE (_____) _____

PROMs being used _____

MicroSupport is a Trademark of E-H International. MicroSupport products are marketed worldwide by Advant Corporation.

Circle 269 on reader service card

THE LINEAR/SERIES PASS!




Highly reliable, open and enclosed frame, single and multiple output. Precisely regulated for general purpose as well as MICROPROCESSOR based systems. Available from 6 Watts to 250 Watts standard.



ELPAC POWER SYSTEMS
3131 Standard Avenue, Santa Ana, CA 92705
(714) 979-4440 TWX 910-595-1513

Circle 144 on reader service card Show Booth 2231 at Electro

THE SWITCHER!




The "quiet" switcher. Low noise, high density, pulse-width modulated, 20KHz. Single and multiple output, open and enclosed frame. State-of-the-art technology providing high regulation, and extended reliability. Available in a wide range of power levels.



ELPAC POWER SYSTEMS
3131 Standard Avenue, Santa Ana, CA 92705
(714) 979-4440 TWX 910-595-1513

Circle 186 on reader service card Show Booth 2231 at Electro

New products



Devices Inc. The models 290A and 292A are designed for single-channel and multichannel industrial applications, respectively, and are not only priced as low as \$30 in 100-unit quantities, but also include built-in dc-dc converters.

Such converters can add more than \$10 to the price of other isolators; for example, the optoisolators nearest in price to the 290A and 292A cost \$26 and \$28 in hundreds—but their dc-dc converter circuitry comes at added cost.

The new isolators use modulation techniques and transformer isolation to interrupt ground loops and leakage paths and to halt voltage transients while providing a frequency response that goes from dc to 2,000 Hz.

The 290A also has a built-in oscillator. The 292A requires an external oscillator, but multiple 292As can be slaves to the same master oscillator to operate in unison.

Both models feature adjustable gain from unity to 1,000, $\pm 1,500$ -v dc isolation, 100-dB minimum common-mode rejection at 60 Hz, and 1-K Ω source imbalance.

The input noise of the units is a low 1 microvolt peak-to-peak for a 10-Hz bandwidth and a gain of 100. Nonlinearity is $\pm 0.1\%$ at 10-v p-p output, and the units have an input-output dynamic range of 20 v p-p.

Analog Devices expects the units to be used in data-acquisition systems, computer interface systems, process signal isolators, and instrumentation for applications with high common-mode voltage.

Because of their built-in dc-dc converters, the units need only a single power-supply voltage, nominally +15 v. Actually, any voltage between 8 and 16 v suffices, making battery operation possible.

Gain stability is 0.001% per 1,000



compass
microsystems

There is nothing like a
DAIM



A complete disk system for the Rockwell Aim 65. Uses the Rockwell Expansion Motherboard. Base price of \$850 (U.S.) includes controller with software in Eprom, disk power supply and one packaged Shugart SA400 Drive.

224 SE 16th St.
P.O. BOX 687

AMES, IA 50010
(515) 232-8187

Circle 270 on reader service card

**this publication
is available in
microform**



Please send me additional information.

University Microfilms International

300 North Zeeb Road
Dept. P.R.
Ann Arbor, MI 48106
U.S.A.

18 Bedford Row
Dept. P.R.
London, WC1R 4EJ
England

Name _____
Institution _____
Street _____
City _____
State _____ Zip _____



**OUR STAND-ALONE
EMULATOR IS ALMOST
AS POWERFUL AS
YOUR MDS**

Your microprocessor development system is too valuable to be tied up debugging hardware. That's why we developed the MicroSupport™ 800A Emulator with a 20K operating system and full 16K of user memory. It's almost as powerful as your MDS. And, it's tailor-made for debugging hardware and software.

It's the only emulator that economically provides comprehensive logic and analysis capabilities... unqualified real-time operation... very flexible multiple breakpoint setting capabilities... software controlled internal/external clock... a single switch lets you reset and restart without powering down. The 800A allows you to trace every instruction, disassemble it and examine all of the internal registers... step-by-step.

Problem isolation is a snap. Simply set any combination and/or sequence of breakpoints including data, address, pass count or delay. Then quickly and easily isolate the suspect areas.

You can even set your breakpoints on data from the external 8-channel logic probe. If you have better things to do with your MDS than hardware/software debugging, call or write us today and find out about the powerful stand-alone microprocessor emulator.

ADVANT
for
MicroSupport™
by **EM**

696 Trimble Road • San Jose, CA 95131 • (408) 946-9300


Help me save my MDS for development work. Send me more information on the powerful stand-alone MicroSupport Emulator.

NAME _____ TITLE _____
COMPANY _____
ADDRESS _____ STATE _____ ZIP _____
CITY _____
PRESENT MDS _____

MicroSupport is a Trademark of E-H International. MicroSupport products are marketed worldwide by Advant Corporation.

Circle 187 on reader service card

"When are you going to get yours?"



When are you going to get your very own, personal subscription to Electronics?

It could be very important to you. And we're not just referring to your status in the office hierarchy.

You (and we) are in a quick-moving business. News breaks frequently. Change is the name of the game. Awareness is the way to win.

You've got to follow what's going on beyond your specialty. Your career may have to last longer than your specialty.

If change is the game, obsolescence is the penalty for losing. Obsolescence of products, of technology and, unfortunately, of people. We can't change this fact. But we can help you cope with it.

Give us one hour of reading time every two weeks and we will keep you aware of what's going on around you and around the changing world of electronics technology.

Move up. Fill out one of the subscription postcards in this issue.

Electronics Magazine.
The one worth paying for.

New products

hr; stability with respect to temperature is $\pm 0.0075\%$ per degree C. Input offset voltage is 5 mV, can be trimmed to 0, and varies with temperature at about $10 \mu\text{V}/^\circ\text{C}$. Output offset voltage is 55 mV, and in the 290A varies $160 \mu\text{V}/^\circ\text{C}$. Thus drift is a somewhat higher $260 \mu\text{V}/^\circ\text{C}$ for the model 292A.

Obviously, an isolator cannot itself be a source of noise nor be prone to interference pickup, or else its installation is moot. The 290A and 292A are both relatively immune to radio-frequency and electromagnetic interference. Analog Devices engineers tested the units with a 27-MHz walkie talkie at 1 meter and found that when set for a gain of 1, the isolators provided a 40-dB signal-to-noise ratio. At higher gains, the figure improves; for example, at a gain of 100, the signal-to-noise ratio is 80 dB. It was necessary to bring an electric drill to within a foot of the units to produce any noticeable interference. Therefore, the isolators should be perfectly at home in industrial environments and safe to install near relays and motors.

Both devices are packaged in small 1.5-by-1.5-by-0.62-in. modules. The isolators are priced at \$49 for single units and \$39 for between 50 and 99 units, with the price for 100 units and up falling to \$30. Evaluation units are available from stock. In production quantities, it takes about six weeks for the isolator to be delivered.

Analog Devices Inc., Route One Industrial Park, P.O. Box 280, Norwood, Mass. 02060. Phone (617) 329-4700 [398]

Automatic unit clips leads

The process of clipping component leads by hand is both slow and inexact, and automatic machines dedicated to this process can be costly and large. But a product to be shown at this year's Electro by Roto Form Sales Corp. promises to increase board throughput time at a signifi-

The trouble with most delayed-sweep scopes is the delay—not the electronic kind, but the delivery delay. B&K-PRECISION has solved that problem, so now you can have the delayed-sweep scope you need, when you need it.

The new model 1530 delayed-sweep scope from B&K-PRECISION is not only available at local distributors now, but it has all of the most frequently needed features. Thirty MHz response, 2mV division sensitivity and rectangular CRT assure that the 1530 will handle the requirements of most engineers involved in digital and microprocessor circuit development. High-triggering sensitivity and very-flat frequency response also allow the 1530 to be useful well beyond its rated bandwidth.

Five ranges of time-base delay from 1nS to 100mS highlight this new instrument. The delayed-sweep capability of the 1530 is a major advantage in the evaluation of digital pulse trains and other complex waveforms. Complex signals can be expanded by as much as 1000 times for

examination of signal components and troublesome "glitches." The absolute minimum magnification is 5 times at frequencies to 30MHz. The delayed-sweep feature is also useful in the measurement of rise and fall times of pulse signals.

For highest display accuracy, the 1530 offers a variable hold-off function. This



ensures triggering at the first pulse of a multi-pulse signal, preventing improper waveform display. The 1530 can also display two signals that are unrelated in frequency by alternately triggering on both the channel A and B signals.

Other convenient features include a FIX mode to eliminate trigger level adjustments, differential input capability, single sweep operation, selectable triggering filters and a built-in video sync separator.

If you're looking for the kind of features and performance found in the 1530, but without delayed-sweep capability, B&K-PRECISION offers the 35MHz model 1535. While costing somewhat less than the delayed-sweep model, the 1535 is a high-performance instrument that doesn't sacrifice performance.

For immediate delivery, a 10-day free trial or in-plant demonstration, contact your local B&K-PRECISION distributor.

For Additional information Circle 148
For Free Demonstration Circle 150

BK PRECISION DYNASCAN CORPORATION


6460 W. Cortland Street • Chicago, IL 60635 • 312/889-9087

International Sales, 6460 W. Cortland Street, Chicago, IL 60635 USA: TELEX: 25-3475


Canadian Sales, Atlas Electronics, Ontario

Delayed sweep without delay.

Model 1530 \$1340
Model 1535 \$1240



DELTRON SWITCHERS are NO GLITCHERS



The  Quiet Ones

- Current fed drivers
- DM filters
- CM filters
- $\frac{dv}{dt}$ snubbers
- $\frac{di}{dt}$ limiting
- Shielded case
- Spike limiting varistors
- No fans

Get  Quiet!

1 TO 4 OUTPUT SWITCH MODE **POWER SUPPLIES—**
TO 320 WATTS

- | | |
|---------------------------------------|------------------------------------------------|
| • Stock | • <i>Exclusive Variable Power Partitioning</i> |
| • UL 478 | • Low cost |
| • <u>All outputs highly regulated</u> | • 3 year warranty |

COMPLETE POWER SUPPLIERS

- | | | |
|------------|---------|-------------------|
| ✓ Switcher | ✓ Ferro | STANDARDS—CUSTOMS |
| ✓ Linear | ✓ SCR | |

Deltron inc.

Wissahickon Avenue • North Wales, PA 19454
Tel. 215/699-9261 Twx: 510/661-8061


AC34

Circle 190 on reader service card

FREE


Brochure describes Electronics
editorial reprints, services, books...

- More than 70 article reprints in 15 subject categories
- Handy wall charts
- Custom-made reprint services
- Books especially for **Electronics'** readers
- Convenient postage-paid order cards



For your free copy,
circle #275 on the
reader service card.

New products



cantly lower cost than that of other machines currently available.

The Roto-trim has been specifically developed to take the place of hand-clipping component leads that extend through the bottom of printed-circuit boards after insertion and soldering. The machine consists of a base plate that measures 24 by 14 in., on which an upright column supports a moveable arm with two pivot points. At the end of the arm are a variable-speed motor, speed controls, and a power switch. The shaft of the motor is attached to a collar with precision bearings. The collar has an adjustable chuck holding a 0.25-in. rod brazed to a 1.25-in. diamond-ground carbide cutting blade. A board with components is mounted on a spring-loaded fixture and is held in place for trimming by extruded dovetail grooves.

Using a vertical adjustment feature, the operator may vary the blade's height from 0.5 in. to within 0.025 in. above the epoxy base of the printed-circuit board. To clip, the user presses down on the drive handle with one hand, while with the other, he presses a series switch. This safety feature ensures that both hands are away from the cutting blade. Then, using the drive handle to steer the cutting blade in any direction, the user trims the excess away from the component leads.

Among the advantages of this automatic clipping process is that the operator may selectively trim the

Microcontroller Military Heroes.

Win your design battles with the single-chip microcontroller solution: Intel's M8048 family.

Expand your military hi/rel applications with our M8048 single-chip microcontroller strategy. For control applications in avionics, guidance and communications, Intel delivers the solution: the M8048, M8748 EPROM and the M8035L will improve the flexibility and reliability of your system with fewer components which enables you to meet reduced space and weight requirements.

Think about it, three totally self-sufficient 8-bit microcontrollers. Cost-effective controller components available now from the company who pioneered the very first military single-chip microcontroller. Intel.

Each one a proven performer. Begin with our M8048.

When you design Intel's M8048 into advanced military systems, you're making a strategic move. Like our other two family members, it's one of the highest performing controllers you can find... processed and tested to military standards. And screened to full Class B requirements of MIL-STD 883B, Method 5004 and Method 5005.

For component count reduction and faster processing, our M8048 is your solution. This microcontroller contains an 8-bit CPU, 1Kx8 program memory, 64x8 RAM data memory and 27 I/O lines. An 8-bit timer/counter plus onboard oscillator and clock circuits. Intel's M8048 gets you into the 5-volt world with a single power supply, 6MHz speed and -55°C to +125°C operation.

Nowhere will you find a military microcontroller with all these features on one chip... plus Intel's field-proven technological leadership.

Our M8748 to program yourself.

Need on-chip erasability for easy prototype development? Want design flexibility? A shorter design cycle? Again, Intel delivers the solution: our M8748 user-programmable microcontroller.

The 4MHz EPROM version of our M8048 gives you immediate

mode, but there's a major difference... no program memory.

With our M8035L, you'll have the flexibility to match program requirements with external ROM or EPROM, such as Intel's M2716. The result? A minimum cost system with maximum component performance.

Development systems for ease of design.

Since Intel is the largest supplier of military microprocessors and microcontrollers, we have the experience to offer all of the development system support necessary for you to start designing today; plus support from our mil-spec RAMs, EPROMs, bipolar PROMs and peripheral devices.

Design with our M8048, M8748 and M8035L as part of your strategy. You'll be the hero with reduced parts count, shorter design times and improved overall system performance.

For more information on Intel's complete family of military microcontroller devices, and development support, contact your local Intel distributor or sales office. Or write Intel Corporation Literature Department, 3065 Bowers Avenue, Santa Clara, CA 95051, or call (408) 987-8080.



feedback during development and preproduction. Once your design is set, you can use the M8048 for volume production. Or you can stay with the M8748 for continued programming flexibility.

The M8035L, third member of our microcontroller team.

This microcontroller mirrors the M8048 with RAM power down


intel delivers solutions.

Europe: Intel International, Brussels, Belgium.
Japan: Intel Japan, Tokyo. United States and Canadian distributors: Alliance, Almac/Stroum, Arrow Electronics, Avnet Electronics, Component Specialties, Hamilton/Avnet, Hamilton/Electro Sales, Harvey, Industrial Components, Pioneer, L.A. Varah, Wyle Distribution Group, Zentronics.

See our booth at the NCC Show
Booth #1354-60

Circle 191 on reader service card

GOOD CRT'S COME IN SMALL PACKAGES



Who says a CRT terminal has to be big and bulky to do a good job? At Ann Arbor Terminals, we offer a full 15-inch screen and detached keyboard as standard on all our desktop terminals. And the case is only 14" wide by 15" high by 13.6" deep.

We're known throughout the industry for our high quality and reliability. On top of this, we probably

have the widest range of available options in the field. Display formats from 256 to 4800 characters. Foreign

language character sets. Special command sets. Custom keyboards. Editing, protected fields and block transmit.

And if your application doesn't lend itself to a desktop terminal, we offer display controllers (especially good in industrial environments) for use with free-standing monitors. Or buy our terminal without the case and mount it in your own console.

So when the CRT is the focal point of your system, why settle for a large case and small screen? You can have excellent readability without taking up a lot of room. And get the features you need. Call us for more information at Ann Arbor Terminals, Inc., 6175 Jackson Road, Ann Arbor, Michigan 48103.

Tel: (313)663-8000. TWX: 810-223-6033.



Circle 192 on reader service card



Equipto Enclosures

... the highest quality electronic cabinets you can buy!

Here's why:

1. Designs are handsome and functional
2. Cabinetry is durable, rugged
3. Service — prompt and dependable

Whatever you're looking for in cabinetry or desk systems, we have several lines of modular enclosures available to effectively display and protect your instrumentation. Or, we'll custom design enclosures to suit your individual needs. Choice of color at no extra charge.

Ask about our Engineering Evaluation program.

WRITE FOR FREE CATALOG



Equipto For Quality

EQUIPTO ELECTRONICS CORPORATION
 403 Woodlawn Ave. • Aurora, Illinois 60507
 Phone: 312/897-4691

New products

leads while avoiding nuts, bolts, and other devices such as static-sensitive components. Also, the cutting operation takes only a few seconds, whereas hand clipping takes several minutes. The variable cutting speed accommodates copper, steel, or kovar leads, and the availability of optional warpage-correction jigs allows the user greater flexibility in loading boards. "It's 15 to 20 times faster than hand clipping," Baldwin notes, "with no damage to either the components themselves or to the leads."

Baldwin expects that most small circuit-board assembly sites will be able to afford the \$1,695 unit. "Roto-trim can be used in any size shop manufacturing circuit assemblies," he observes. "The Roto-trim weighs about 135 lb and uses 120 v ac, so it's portable," says Wilbur A. Baldwin, president. "Most other such machines are much larger." The machine takes six weeks to deliver.

Roto Form Sales Corp., P. O. Box 188, Lake Grove, N.Y. 11755. Phone Bud Baldwin at (516) 586-2237 [399]

Zero is a plus in ZIF sockets

Sockets permitting easy insertion are becoming more important as devices gain leads. Aries Electronics Inc. will show its version of a zero-insertion-force socket at Electro. The ZIF socket comes in 24-, 28-, 40-, and 64-pin sizes, with either tin- or gold-plated contacts.

The company stresses that the ZIF sockets are not low-insertion-force sockets, but true zero-force types. The sockets feature heat-treated beryllium-copper contacts that are normally open. With a unique cam action—similar to the movement of an automotive camshaft—the contacts grip on the smooth flat surface of the integrated-circuit leads. The last 15° of movement of the cam provides a sliding action on the leads, thereby removing any residue

Aromat SE Amber Relays... a pure product of "relay efficiency."

$$\text{Relay efficiency}(i) = \frac{\text{The sum of all contacts' switching capacity (VA)}}{\text{Operating power(W) x Volume(cm}^3\text{)}}$$

A breakthrough in relay efficiency.

The SE Amber relay's key to higher efficiency lies in greater miniaturization coupled with high reliability and greater switching capacity.

• High sensitivity in small size.

$$\left[\frac{\text{Operating power (W)}}{\text{Volume (cm}^3\text{)}} \right]$$

The SE Amber relay's 4-gap balanced armature delivers a highly efficient polarized magnetic circuit—sensitive enough to be driven directly by an IC, in a space 28L x 12W x 10H mm.

Sensitivity

Pick-up power	100 mW
Nominal operating power	200 mW

Dimensions

Volume	28L x 12W x 10H mm 1.102 x .472 x .394 inch
Header area	336mm ² .521 inch ²
Height	10mm .394 inch

• Wide switching range.

$$\left[\frac{\text{The sum of all contacts' switching capacity (VA)}}{\text{}} \right]$$

Switching is possible from 100 μ A 100mV DC to 4A 250V AC, thanks to the 4-gap balanced armature system and special multi-layer clad contacts. A single SE relay can

handle maximum and minimum switching simultaneously.

• **High reliability and long life.** The balanced armature system with permanent magnets gives larger contact pressure. Bifurcated contacts and lower contact bounce add to contact reliability and expected contact life.

• Amber design and construction.

Designed for automatic wave soldering and cleaning, the sealed SE Amber relay performs reliably under conditions where hydrogen sulfide, silicone and ammonia fumes prevail.

• High vibration/shock resistance.

The balanced rotating armature provides great resistance

to shock and vibration. Vibration resistance: 10 to 55G (amplitude: 3mm) Shock resistance: 50G (11msec.).

• **Varied contact arrangement.** SE relays are available with bifurcated contacts in 2a2b and 4a contact arrangements.

• Multiple latching.

2-coil latching types are available, in addition to single side stable types. Single SE relays have a latching capability with multiple contacts, one contact can control the circuit while the other can switch the load simultaneously.

• Low thermal electromotive force.

Because the SE relay has

completely separate coil and contact chamber areas, extremely low thermal electromotive forces are possible.

• Dual in-line package arrangement.

This 2-track terminal arrangement allows easier component insertion, easier layout and identification of terminal locations, and simpler in-line checking.

Relays for Advanced Technology



Aromat

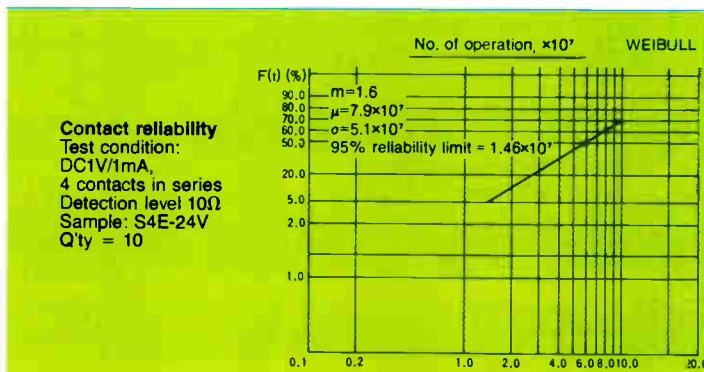
Member of Matsushita Group

Aromat Corporation:
250 Sheffield Street
Mountainside, NJ 07092
(201) 232-4260

Mid-Western Office:
311 Lively Blvd.
Suite 1
Elk Grove Village, IL 60007
(312) 593-8535

Western Office:
10400 North Tantau Avenue
Cupertino, CA 95014
(408) 446-5000


Contact Your Aromat Representative
or Distributor Today.



SEE US AT BOOTH #2315, 2317, 2319
ELECTRO '80 BOSTON, MA/MAY 13-15

Circle 193 on reader service card

New products



Put your Zaps away for life.

Let Electrodag® coatings end your EMI and ESD interference problems.

Those ugly little "Zappers"—EMI and ESD interference. They can play havoc when you use plastic cabinetry on your electronics equipment.

And now the FCC is getting into the act. As of July 1, 1980, there'll be even tougher limits on how much energy can legally radiate from any electrical device.

What's the answer to this perplexing dilemma? Simple. Just lock your pesky Zaps up for good, by applying an inexpensive spray-on Acheson Electrodag coating.

Electrodag coatings need no pre-treating, priming or topcoat. With broad performance capability and wide range of conductivity, they provide excellent shielding or static bleed under almost any condition, and for any size or shape enclosure. Choose from our newest entries—conductive graphite, copper, and nickel pigmented coatings... each formulated and priced to give your equipment cost/effective shielding protection.

For more details about how we can solve your specific coating problems, or for a selection guide, call or write: Acheson Colloids Company, Electrical Products, Port Huron, Michigan 48060 (313) 984-5581.

 **Acheson**
high technology coatings

built up during storage or plating. A tapered entrance guides the leads as the device is moved into position.

The body of the socket consists of 30% glass-filled thermoplastic; it is available with solder tails in sizes of 24, 28, or 40 pins on 0.600 centers, and 64 pins on 0.900 centers. Measuring 0.450 by 0.790 in., the socket can be used for many different applications with electrical or mechanical devices such as solenoid or pneumatic actuators. No special tools have to be used in order to insert the integrated circuits.

The sockets range in price from \$2.50 to \$8.00, depending on size and quantity, with delivery in four to eight weeks.

Aries Electronics Inc., Box 231, Frenchtown, N. J., 08825. Phone (201) 996-4096 [400]


Connectors are resonance-free

A family of 3.5-mm high-performance precision microwave coaxial connectors features resonance-free performance up to 34 gigahertz and sells for under \$20 each in large quantities. No system redesign is necessary to use the rugged APC-3.5 since it mates directly with SMA connectors.

Key to the electrical performance of the APC-3.5 is its air dielectric interface. The center contact is supported by a close-tolerance bead dielectric, together with precision tolerance machining of the beryllium-copper alloy connector body to yield the resonance-free performance. The unit's .020-in. outer conductor shoulder can take hundreds of matings without damage or loss of repeatability.

Available now are a plug and jack for 3.5-mm rigid air line; plug, jack, and panel jack for .085 semirigid coaxial cable; plug, jack and panel jack for .141 semirigid coaxial cable; and panel jack launcher.

Amphenol North American Div., Bunker Ramo Corp., 33 East Franklin St., Danbury, Conn. 06810. Phone (203) 743-9272 [403]



Chemicals for a bold new world.

Optical waveguides. Thin film memory. Liquid crystal displays. Wherever today's breakthroughs are shaping tomorrow's world, you'll find EM Laboratories as a source for fine chemicals.

We manufacture chemicals for vacuum deposition, liquid crystal displays, fiber optics, crystal growth... dopants for electronics... that's just the start. And the R&D for tomorrow is bubbling in our labs.

Pure consistency in fine chemicals from EM Laboratories. Whatever you need to frame your future, we produce it. For a better world.

Pure Consistency...

E
M

EM Laboratories, Inc.

associate of

E. Merck, Darmstadt, Germany
500 Executive Boulevard
Elmsford, N.Y. 10523
(914) 592-4660

◆ Chemicals for electro optics ◆ Suprapur® ◆ Patinal®
◆ Aneron® ◆ Licristal® ◆ Selectipur®

Circle 195 on reader service card

GenRad/Futuredata delivers Intel, Zilog, Motorola, Rockwell, RCA...

8086
8085
8080
Z8000
Z80
6809
6802
6801
6800
6502
1802
3870

WE SUPPORT MORE CHIPS

When it comes to developing development systems that support more microprocessors, no one can touch us. Our universal development system doesn't box you in with a single chip or chip family. Our system sets you free to design with any or all of the most popular processors.

In your smart-product race through the '80's, switching development systems will be the pits. With our system that won't be necessary.

WE ADD NEW CHIP SUPPORT FASTER

Thanks to our unique slave emulation system we can add new chips to your system in a matter of weeks. Remember, we don't make the chips - just the development system. And we don't have to redesign our system for each new chip - we just add another slave emulator. And, that's all you pay for. So, we're faster and more economical, too.

WE SET THE PACE FOR EMULATION

Ours is the only system capable of delivering transparent, non-stop, full-speed emulation





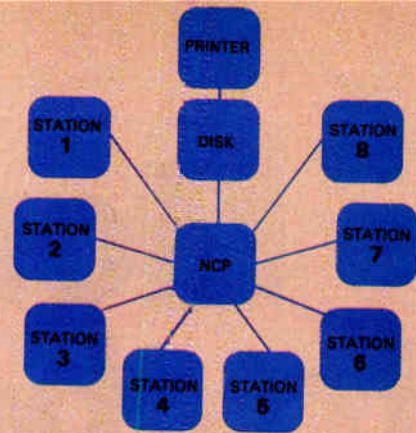
2300
series

advanced
development
systems

to 10 MHz. And it's the only system capable of emulating many different processors simultaneously.

Transparent, non-stop, full-speed emulation takes all the guesswork out of choosing the right microprocessor for your application. It allows you to evaluate each chip thoroughly, accurately and objectively.

The ability to emulate several different chips simultaneously paves the way to development of smart products using more than one processor.



2300 Series multi-station networks share disk and printer with up to eight stations. Each station is universal and may be ordered with the software and/or hardware capabilities required.

WE DELIVER THE MOST COST-EFFECTIVE SOLUTION

Lower initial cost, universality and expandability make our system a prudent, long-term investment. Any of our systems can be upgraded to network status. By sharing costly and under-utilized resources (disks, printers, emulators, analyzers and even software) you can stop paying your designers to stand in line. Networking can lower your cost-per-station by 20% or more.

WE'RE HERE TO STAY

There is no finish in the smart-product race. To stay ahead you're going to need flexible, productive, expandable development systems and a supplier with staying power capable of giving you in-depth, after-sale service and support. Ask for a demonstration of the 2300 Series Advanced Development System. Sales and service offices in major cities.

TYPICAL 8086 SNAPSHOT

The 2302 Slave Emulator allows you to view your program in single-step, snapshot or logic analyzer modes. This view can be formatted to match your requirements even for the most complex memory segmentation, interrupt-driven or multi-processor environments.

WE KEEP YOU IN THE FAST LANE

Our system has been designed to make hardware and software development fast, efficient and productive. With our high-speed CRT, high-level language programming and powerful software, things happen fast - sometimes instantaneously. Now available with highly block structured PASCAL compilers, our system can cut your programming time by 50% or more.



GenRad
futuredata

GenRad/Futuredata
5730 Buckingham Parkway
Culver City, CA 90230
(213) 641-7200. TWX: 910-328-7202.

GenRad/Futuredata universal development systems - expanding your world of microprocessor-based design.

Circle 197 on reader service card

REGISTER OFFSET
DISPLAY WINDOW

SELF
COMPLETING
PROMPTING
COMMAND
LANGUAGE

STACK
DISPLAY

THREE INDEPENDENT
WINDOWS, EXPAND-
ABLE TO FOUR



More reasons to choose CMOS over NMOS.

**RCA Microprocessor
Development Systems
make designing with CMOS
easier than ever.**

COSMAC DOS Development System. Includes a chassis with 28K RAM, dual drive floppy disk, Disk Operating Software, plus utility programs and extensive documentation.

High Level Languages. In addition to microFORTH, we're adding a Basic 1 Compiler/Interpreter and PLM 1800 Compiler.



Designers everywhere are learning of the advantages of CMOS over NMOS for their microprocessor designs.

Advantages such as low heat generation, low power drain, high noise immunity, wide operating temperature range and wide power supply voltage range.

Now, RCA is adding still more benefits to our 1800 series.

We're adding three new time-saving development tools to our already substantial line.

New Disk Operating System.

On the hardware side, we're introducing our new COSMAC DOS System (CDP 18S007). This new system is a powerful development and prototyping tool for designing hardware/software systems with our 1802 microprocessor and RCA Microboards.

If you have our CDP 18S005 Development System, we also offer an upgrade package CDP 18S837 with Disk Operating Software and other accessories that gives your older model operating capability equivalent to our new DOS system.

High Level Languages: PLM and BASIC. On the software side,

we've developed two new packages designed to operate on our new DOS development system.

Designed for the experienced programmer, our new PLM-1800 Compiler (CDP 18S839) is the most powerful structured programming tool available for 1802 designs.

If you're designing in BASIC, our Basic 1 Compiler/Interpreter package (CDP 18S834) can both simplify and shorten your programs.

You can also use Basic 1 to compile programs into machine code for compactness and faster program execution in your final design.

A go-anywhere Micromonitor.

Here's a portable development tool that works as well in the field as it does in the lab. Our acclaimed COSMAC Micromonitor (CDP 18S030).

The Micromonitor is a complete diagnostic and design tool, capable of real-time, in-circuit hardware and software debugging, factory check-outs and field testing.

CMOS Evaluation Kit: \$350.

For just \$350 (optional with distributors), the CDP 18S025 gives you everything you need to build a microprocessor evaluation system: CPU,

RAMs, ROMs, I/O, passive components, p.c. board, hardware, even a fully assembled micro-terminal.

You can use the kit to learn about basic system design, hardware interfacing and programming.

Other timesavers.

Additional RCA development tools include: a Micromonitor Operating System software package, fixed point and floating point arithmetic sub-routines, a PROM programmer. And even more design aids are in the works.

Plus, 36 RCA "Systems Appointed Distributors" offer technical assistance, systems demonstrations and off-the-shelf delivery.

A complete list of Systems Appointed Distributors appears on the following page.

For more information on our broad line of development tools for the RCA 1800 series, contact your local RCA Solid State Distributor.


Or contact RCA Solid State headquarters in Somerville, New Jersey. Brussels, Belgium. Or Tokyo, Japan.

RCA

Circle 199 on reader service card

Portable Micromonitor. Our Micromonitor is a powerful, portable 1802 microprocessor real-time, in-circuit hardware/software diagnostic tool. Yet it weighs only 16 pounds.

Low cost Evaluation System. To see how compact our CMOS systems can be, compare our Evaluation Kit power supply with a typical NMOS supply (white outline).



They've got all the power and versatility you need to make your wildest product dreams come true. They're already the fastest growing microprocessor family.

And we'll keep adding superior new members. So you can add futuristic features to dazzle your cus-

tomers and zap your competitors.

Some innovative newcomers include the brainy, omnipotent S6809. Our screen star, the cost-cutting S68045 CRT controller. Our low cost single chip MCU, the S6805. And the fastest MPU in this league, our 2.5 MHz S68H00. This

isn't just a bunch of individualists, either. They're part of the stellar AMI system. Instead of merely selling you parts, we'll look over your present design and, if we can, show you how to cut out some components with a custom peripheral. Or work out a more streamlined

Meet the AMI S6800 Family:



S6800 system, including both standard and custom parts. Perhaps even customizing the MPU.

And there's another way the S6800 can make you a winner. Turn to the next page and enter our "name the family" contest. If you have any questions, call your nearest AMI

distributor. Or contact us at AMI S6800 Marketing, 3800 Homestead Road, Santa Clara CA 95051. Phone (408) 246-0330.

However far-out your plans are, our family will make light work of them.

stars of the 8-bit wars.



The AMI S6800's all-star cast.

MPUs

S6800	1.0 MHz MPU
S68A00	1.5 MHz MPU
S68B00	2.0 MHz MPU
S68H00	2.5 MHz MPU
S6801*	Single Chip MCU with Clock
S6801E*	Single Chip MCU with External Clock
S6802	MPU with on-board Clock and RAM
S6803*	Single Chip MCU without RAM and/or ROM
S6805*	Low Cost Single Chip MCU
S6808	MPU with on-board Clock
S6809*	Enhanced MPU/on-board Clock
S6809E*	Enhanced MPU/External Clock Input

PERIPHERALS

S1602/S8868	UART
S2350	USRT
S6821	Peripheral Interface Adapter (PIA)
S68A21	
S68B21	
S68H21	High Speed PIA
S6840	Programmable Timer Module (PTM)
S68A40	
S68B40	
S68045*	CRT Controller
S68047	Video Display Generator (VDG)
S68488	IEEE 488 Bus Adapter
S6850	ACIA
S68A50	
S68B50	
S6852	Synchronous Serial Data Adapter
S68A52	
S68B52	
S6854	Advanced Data Link Controller
S68A54	
S68B54	
S6894	Data Encryption Unit

MEMORIES

S6810	128 x 8 Static RAM
S68A10	
S68B10	
S6831	16K Static ROM
S68332	32K Static ROM
S6834	4K EPROM
S68364*	64K Static ROM
S6846	16K ROM with on-board I/O and Timer


*Consult factory for availability

AMI
AMERICAN MICROSYSTEMS, INC.

Electronics Magazine Book Series. Zero-risk trial offer.

1. Microprocessors

What you must know about available microprocessor technology, devices, information. 4th printing. \$8.95



2. Applying Microprocessors

2nd and 3rd generation technology. 26 detailed applications from data networks to video games. \$9.95

3. Large Scale Integration
Covers the basic technology, new LSI devices, LSI testing procedures, plus system design and applications. \$9.95



4. Basics of Data Communications

Includes 47 articles from Data Communications magazine covering more than 11 key areas. \$12.95.

5. Circuits for Electronics Engineers

Contains 306 circuits arranged by 51 functions from Amplifiers to Voltage Regulating Circuits. Saves design drudgery. \$15.95



Electronics Book Series

P.O. Box 669, Hightstown, N.J. 08520

1. Send me _____ copies of "Microprocessors" at \$8.95 per copy.
2. Send me _____ copies of "Applying Microprocessors" at \$9.95 per copy.
3. Send me _____ copies of "Large Scale Integration" at \$9.95 per copy.
4. Send me _____ copies of "Basics of Data Communications" at \$12.50 per copy.
5. Send me _____ copies of "Circuits for Electronics Engineers" at \$15.95 per copy.

Discounts of 40% on orders of 10 or more copies.

I must be fully satisfied or you will refund full payment if the book is returned after ten-day trial examination.

Payment enclosed Bill firm Bill me

Charge to my credit card:

American Express Diners Club
 BankAmericard Master Charge

Acc't No. _____

Date exp. _____

On Master Charge only,
first numbers above name _____

Name _____ Title _____

Company _____

Street _____

City _____ State _____ Zip _____

Signature _____

New products

Standard ECL chip has custom look

Devices on 8-bit ALU are interconnected by first-layer metalization for low-cost customizing

by Larry Waller, Los Angeles bureau manager

For its first standard emitter-coupled logic part to spin out of the semicustom MECL 10,000 Macrocell array line, the Motorola Semiconductor Group has settled on an 8-bit parity bit-slice arithmetic and logic unit. Called the MC10900, it is 8 bits wide, sliced parallel to data flow, and expandable to larger word lengths by connecting circuits in parallel.

The ALU takes advantage of the Macrocell development, in which a customer specifies logic functions to be configured on Motorola's basic ECL chip via a computer-aided design program. Devices on this chip are interconnected by first-layer metalization to create what amounts to a custom integrated circuit at much lower cost than that of conventional custom ICs.

Prospective buyers of the ALU slice therefore get the benefit of a custom-designed chip that already has proven itself, points out Jerry Prioste, systems engineer for Motorola's bipolar large-scale-integrated and memory products in Mesa, Ariz. Most likely applications would be in mainframe computers, which need the blazing ECL speed, but minicomputers, test equipment, and signal processors are also good prospects. The typical propagation delay for an 8-bit addition is 8.6 nanoseconds; a two-part 16-bit adder has a 12.8-ns delay.

A major advantage of the MC10900, in Prioste's opinion, is that "all parity checking is done independently on the chip, which frees a user from doing it separately." On-chip circuits can detect any

parity errors in incoming data by comparing the data with independent calculations by the ALU. Another feature of the Motorola part is its capability for 4-bit shifts in addition to the usual 1-bit shift, which saves going through the ALU four times, says Prioste. This is particularly useful in handling floating-point calculations.


On the bipolar integrated circuit are logic functions, shift network, arithmetic logic, input/output latches, and parity-detect logic. Six select lines and three latch lines control all operations. The chip's features include performance of all logic and arithmetic operations; two input data ports; internal latches on input/output ports; internal look-ahead carry with propagate and generate outputs; status outputs for carry-out, zero detect, and parity-error detect; and internal carry signal for overflow detect.

The ECL chip has typical power dissipation of 3.1 w and 3.9 w maximum. The supply voltage specification is -4.68 to -5.72 v dc, with functional operating temperatures of 0° to 70° C. Its output drives 50 Ω transmission lines. Operation is based on an air flow of 500 linear feet per minute.

The MC10900 is packaged in a 68-pin leadless case that measures 0.695 in. square. It has an introductory price of \$100 in quantities of 100 and is available in sample quantities.

Motorola Semiconductor Group, Bipolar Integrated Circuits division, 2200 West Broadway Rd., Mesa, Ariz. 85202. Phone (602) 962-2857 [339]

It pays to call us names!



That's right. You come up with the best names for our way-out S6800 family members, and we'll come up with some super prizes.

In fact, by just sending in the coupon, you can get a colorful 23" x 34" reproduction of the original oil painting used in our ad.

But, by playing the game, you can also win:

FIRST PRIZE: Millennium System's Microsystem Emulator™ with the S6802 Emulator and Real Time Trace.

SECOND PRIZE: Your choice of Atari® 800™ Personal Computer or an Apple® II Plus Systems (Personal Computer).

THIRD PRIZE: An Atari® 400™ Personal Computer System.

FOURTH THROUGH FOURTEENTH PRIZES:

Hewlett-Packard's HP 31E Calculators.

Here's all you have to do to win. First, identify all the characters by their AMI part numbers. (You'll find them in our ad's chart on the previous page.) Then give each of them imaginative names like "Space Face," "Lame Brain" or whatever. The closer the name gets to describing the function of the part, the better.

The first three prizes will be awarded for the most creative list of names, taken as a whole. The next eleven prizes will be awarded for the best individual names. So first identify, then name the whole family, if you can. Then fill out the coupon and mail us the page.

The contest, which ends **June 6, 1980**, will be judged by a panel of S6800 Marketeers, and their decision will be final. And remember, you'll get a poster worth framing simply by sending in the coupon.

So call us some names soon. Before long, you could be a winner in the 8-bit wars.

ENTRY FORM

AMI part number Your name for it

1.	_____
2.	_____
3.	_____
4.	_____
5.	_____
6.	_____
7.	_____
8.	_____
9.	_____
10.	_____
11.	_____

Name _____ Title _____

Company _____

Address _____ M/S _____

City/State/Zip _____

Phone () _____ Ext. _____


Contest is void where prohibited by law. AMI employees, representatives, distributors, vendors and their families are ineligible to participate. All entries become the sole and exclusive property of AMI.

SEND ENTRIES TO:

American Microsystems, Inc.
S6800 Contest
3800 Homestead Road
Santa Clara CA 95051

AMI
AMERICAN MICROSYSTEMS, INC.

in the
LIMELIGHT...



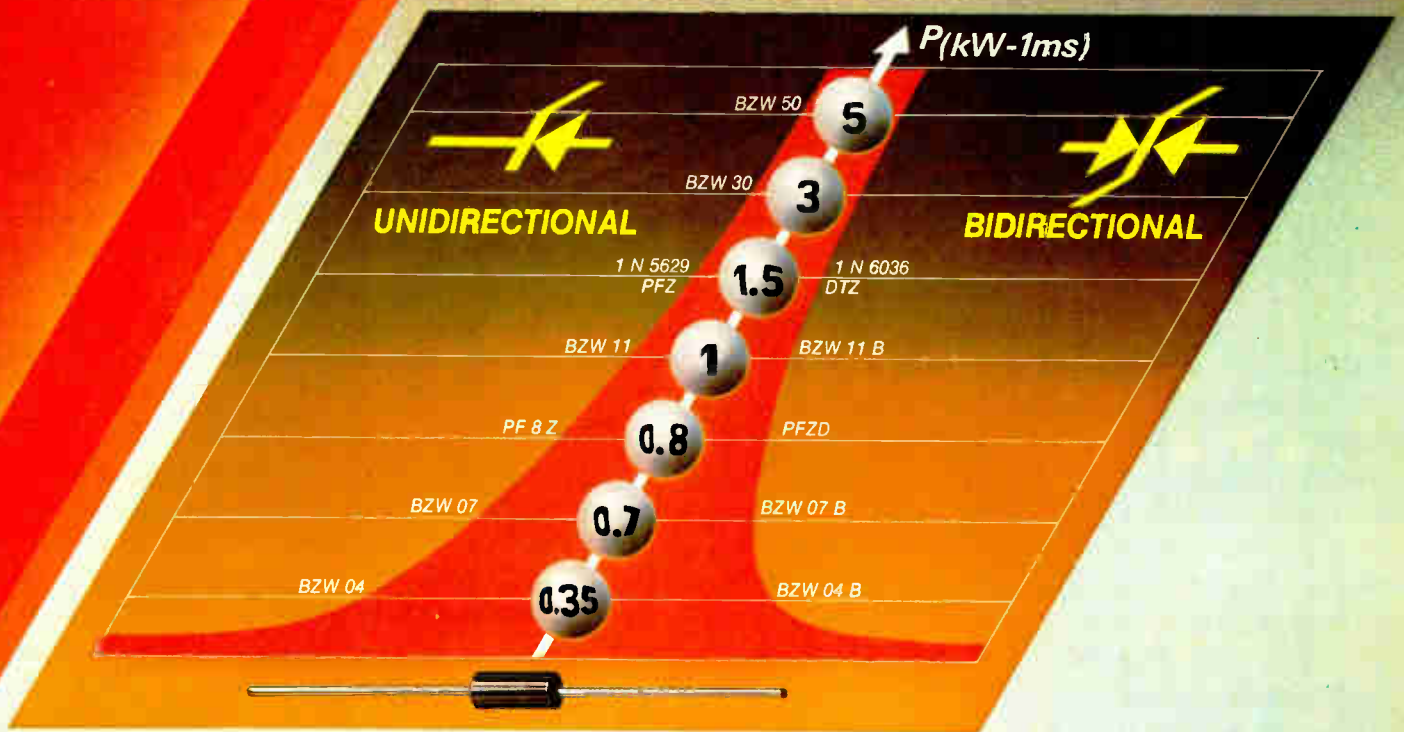
...THOMSON-CSF

The semiconductor components you need now...
and tomorrow.

Bearing the hallmark of excellence,
Discrete components and IC's are produced throughout the world
in our 9 semiconductor plants.

TRANSIL®

TRANSIENT VOLTAGE SUPPRESSORS



Look out! Your electronic equipment is in danger in the field.
Protect it!

Our Transil® is your insurance: sure, reliable, efficient.

- High surge capability → 5 kW-1 ms
- Very fast response time → 1 ps
- Complete voltage range: 5 V 8 → 200 V

You may depend on us, we're never far-away...



THOMSON-CSF

SEMICONDUCTOR DIVISION

USA THOMSON-CSF COMPONENTS CORP. P.O. BOX 1454 CANOGA PARK CAL. 91304 / 6660 VARIEL AV. CANOGA PARK CAL. 91303 TEL. (213) 887-1010 TWX 910 494 1954 TLX 69 8481
 BELGIUM and the NETHERLANDS THOMSON S.A. N.V. BRUXELLES TEL. (2) 648-64 85 THOMSON S.A. N.V. RA S GRAVENMOER THE NETHERLANDS TEL. (016) 23-17-600 BRASIL THOMSON-CSF COMPONENTES DO BRASIL SAO PAULO TEL. (55-11) 542-47-22 DENMARK SCAN SUPPLY COPENHAGEN TEL. (01) 83-50-90 FINLAND OY SUFRA AB HELSINKI TEL. (0) 490-931 / 490-137 GERMANY (WEST) THOMSON-CSF GmbH MÜNCHEN TEL. (089) 76-751 HONG-KONG KELSON INDUSTRIAL Co Ltd KOWLOON TEL. 852-368-02-61 IRELAND NELTRONIC Ltd DUBLIN TEL. (01) 50-18-45 ITALIA THOMSON-CSF COMPONENTI MILANO TEL. (2) 6884-141 JAPAN THOMSON-CSF JAPAN K.K. TOKYO TEL. (03) 264-6341 / INTERNIX TOKYO TEL. (03) 369-11-01 MOROCCO SFRM CASABLANCA TEL. 27-91-00 / 27-91-23 NORWAY TAHONIC A/S OSLO TEL. (02) 16-16-10 SINGAPORE THOMSON-CSF COMPONENTES SEA SINGAPORE TEL. 271-87-01 / 272-94-12 / GENERAL ENGINEERS Corp. Pty. Ltd. SINGAPORE TEL. 272-34-12 SPAIN THOMSON-CSF COMPONENTES Y TUBOS BARCELONA TEL. (3) 373-30-11 / (1) 419-66-91 / 719-65-51 / THOMSON-CSF COMPONENTES Y TUBOS MADRID TEL. (1) 419-60 10 / 419-61-55 SWEDEN THOMSON-CSF KOM. PONENTER & ELECTRONOR AB STOCKHOLM TEL. (08) 22-58-15 / DISTRIBUTOR TH S ELEKTRONIK AB SPANGA TEL. (08) 760-01-90 SWITZERLAND MODULATOR S.A. BERN LIEBLFELD TEL. (031) 59-22-22 TAIWAN HUGE Co. Ltd. TAIPEI REPUB. OF CHINA TEL. 761-2070 / 767-9934 UNITED KINGDOM THOMSON-CSF COMPONENTS AND MATERIALS Ltd. DANNESHILL BASINGSTOKE HANTS TEL. (0256) 29-155 / AGENT & DISTRIBUTOR TRANSWORLD SCIENTIFIC Ltd. HIGH WYCOMBE BUCKS TEL. (494) 36-381.

HEADQUARTER 50, RUE JEAN-PIERRE TIMBAUD BP 5 / F-92403 COURBEVOIE FRANCE TEL. 33 (1) 788-50-01 TLX 610560

Circle 207 on reader service card

Controller handles floppies, fixed disks

Intelligent unit with on-board data separator can control four drives, relieves CPU of many disk-control tasks

Bruce LeBoss, San Francisco regional bureau manager

Providing a middle-of-the-road answer to the microcomputer and mini-computer systems design debate over floppy versus fixed Winchester disk drives is Shugart Associates' micro-processor-based disk controller with on-board data separator logic that can control four drives. These can be combinations of the firm's Winchester and floppy units. It will also relieve designers of the task of putting together a discrete controller.

The SA1400 controller family is based on Advanced Micro Devices Inc.'s 2900 bit-slice microprocessor. This firmware relieves host computers of many disk-control functions.

Among the significant intelligence features are automatic copying of a

block of data from a source logic unit number (LUN) to a destination LUN, sector interleaving, and an error-correction scheme separate from the central processing unit.

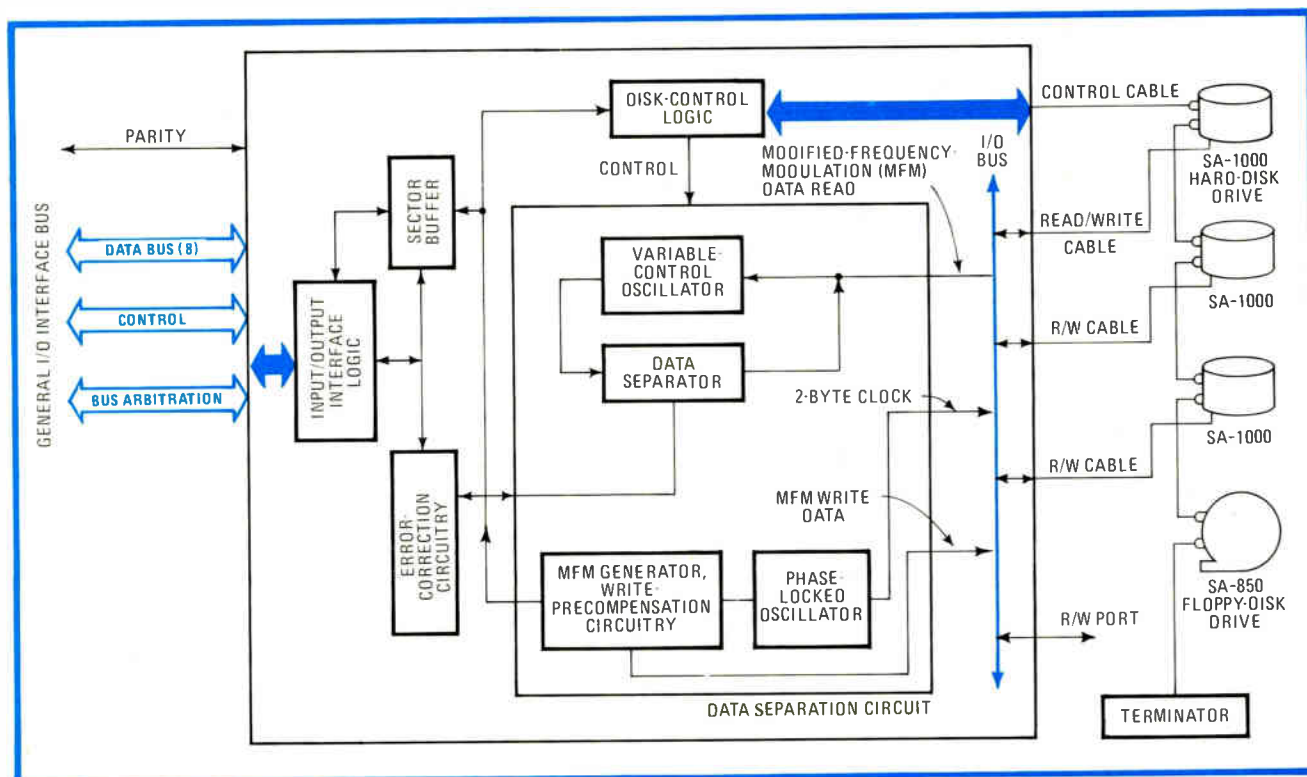
Copying from one disk to another may be carried out by the controller logic with no CPU involvement. Sector interleaving makes more efficient use of disk space and significantly improves system throughput. This technique also compensates for differing transfer rates when copying data between a Winchester disk and a floppy.

Shugart's standard SA800/850 floppy-disk protocol and either the 8-in. SA1000 or the 14-in. SA4000 fixed-disk protocols are used for the

interface with the drive. A general-purpose interface is used to transfer commands and data between the host CPU and the controller.

The controller fits onto an 8.25-by-13.7-in. circuit board and will operate at +5 v at 4.6 A, -5 v at 500 mA, or +24 v at 100 mA. It will be formally introduced at the May National Computer Conference.

It is available now in five configurations that range in price from \$995 for the SA1401, handling two SA1000 drives to \$1,420 for the SA1406 and SA1407 for four 1000 or 4000 drives, respectively, plus a 0.25-in. 20-megabyte tape cartridge. Shugart Associates, 415 Oakmead Pkwy, Sunnyvale, Calif. 94086 [340].



SUPERSWITCH® Transistors

Initially, the bestseller BUX48 (10A — 850V V_{CEX}) was designed for a 1 kW switchmode power supply, operating directly on the 220V/240V mains.

One BUX48 can handle an output power up to 1 kW in a single transistor forward converter.

The BUX48 can simultaneously withstand a $V_{CE} \geq 400V$ and an I_C of 55A which is a good security margin for a transistor which normally operates at an $I_C = 10A$ or 15A.

Six or more BUX48 are often used to switch 60 Amps or more. Today by using the BUX98, you can reduce the number of devices by half. The switching times on resistive load of the BUX98 are specified as follows in the data sheets: $t_f = 0,8 \mu s$, $t_s = 3 \mu s$ at $I_C = 20A$; but in practice, the values of t_f and t_s can be improved by the correct choice of the circuit and the base drive — this you can even do yourself with the auto-regulated driver (see figures 1 and 2).

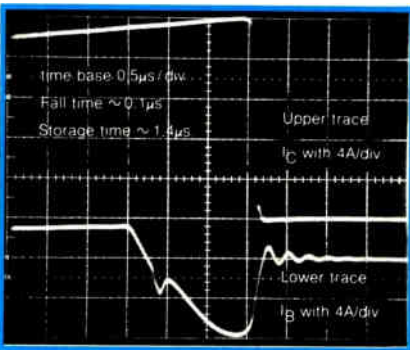
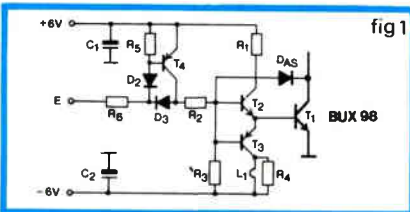


Fig. 2 : BUX98 driven with auto-regulated driver, switching 20A under 350V.

Circle 273 on reader service card

Transient voltage suppressors "TRANSIL®"

7 new series of transient voltage suppressors have been added to the present range.

Packaged in small axial lead metal and plastic cases the TRANSIL® are characterized by their high surge capability.

— (350 W, 700 W, 800 W, 1 KW, 1,5 KW, 3 KW, 5 KW/1 ms expo)

— Extremely fast response (time 1 ps) low impedance and complete voltage range (from 5.8 V to 200 V)

TRANSIL® are available in unidirectional or bidirectional configuration for AC and DC applications where large voltage transients can damage voltage sensitive components, integrated circuits, transistors... TRANSIL® can be used:

- in on board avionic electrical network,
- input output telephonic lines,
- in parallel on other protection devices with slow response time.

Circle 208 on reader service card

Schottky diodes

Several new types have been added to the already extensive range of Schottky diodes featuring very low turn on voltage (0,25 V typ @ 1 mA) and no stored charge.

The DO35 or DO41 double plug sealed glass case given these mass-produced diodes a high ruggedness and an excellent behaviour in polluted or tropical atmosphere.

- BAT29 mixer diode
NF = 6 db @ 1 GHz
 $Q_s \leq 3 pC$ @ 10 mA
 $C \leq 1 pF$ @ 0 V
- BAT46 gold bonded germanium replacement

$I_F = 150 mA$
 $V_{RM} = 100 V$
 $V_F \leq 0,45 V$ @ 10 mA

- BYV1040 1A rectifier
 $V_{RM} = 40 V$
 $V_F \leq 0,55 V$ @ 1 A

Circle 272 on reader service card

"The power transistor in its environment"

You need to design power transistor equipment:

- Switchmode power supply
- High power
- DC-AC converter
- Motor drive
- Ultrasonic generator
- Induction heating...

You may be asking yourself any of the following questions:

- How to improve the base drive?
- How to define SOA?
- What would a transistor do in the event of a short circuit on the load?
- To what does the new concept "switch-

ing overload area" correspond?


— What happens to inverse current in power transistor?...

— How to choose a switching power transistor ($I_{CM} - I_C - I_{C(sat)}$)?

— Is it absolutely necessary to use an emitter resistor when paralleling?

You will find all the foregoing information together with application examples in the handbook:

"THE POWER TRANSISTOR IN ITS ENVIRONMENT"



Circle 209 on reader service card

Very fast rectifiers

Two new series of fast recovery rectifiers with low voltage drop have been added to the "SUPERSWITCH" series.

- BYW98 (50 → 200V)
 $I_0 = 3 Amp.$
 $t_{rr} \leq 35 ns$
 $V_F \leq 0,85 V$ @ I_0
DO27A plastic case
- BYW99 (50 → 150V)
 $I_0 = 30 Amp.$
 $t_{rr} \leq 50 ns$
 $V_F \leq 0,85 V$ @ 15 A
TO-3 metal case



Circle 274 on reader service card



THOMSON-CSF
DIVISION SEMI-CONDUCTEURS



LOGIC ANALYZERS



OSCILLOSCOPES




FIXED LINEAR
ARRAY RECORDERS




OSCILLOGRAPHIC RECORDERS



SIGNAL CONDITIONERS AND
AMPLIFIERS



BIOPHYSICAL INSTRUMENTS



SIGNAL GENERATORS



DIGITAL COUNTERS/MULTIMETERS



AUTOMATIC TEST EQUIPMENT



ANALYTICAL
INSTRUMENTS

If you measure, display, store, or record... Gould makes the right instrument for you.

We make all kinds of test and measurement instruments. State-of-the-art instruments designed to give you accurate measurements with rugged, dependable performance you can count on.

And you can count on us for a lot more. Like some of the toughest quality standards in the industry. Plus, an international sales and service network covering 64 countries. So no matter where in the world you are, we're never far away.

The next time you need to measure, display, store, or record, call on one of the fastest growing instrument companies around.

Call on Gould Inc., Instruments Division. Operations in Santa Clara, California; London, England; Paris, France; Frankfurt, Germany; and world headquarters at 3631 Perkins Ave., Cleveland, Ohio 44114.



An Electrical/Electronics Company

Microcomputers & systems

LSI 11/23 gets analog boards

Two boards allow users of the new microcomputer to digitize low-level inputs

Two analog boards from ADAC Corp. allow users of Digital Equipment Corp.'s new LSI-11/23 microcomputer to digitize low-level, slow-varying millivolt and thermocouple inputs in a wide range of industrial-control, laboratory-measurement, and data-acquisition applications. The 1113 series boards also are compatible with DEC's LSI-11 and LSI-11/2 microcomputers, fitting directly into system buses.

The 1113AD module contains an analog-to-digital converter, a software-programmable gain amplifier with automatic zeroing, and six gain settings for full 12-bit resolution over bipolar ranges of 10, 20, 50, 100, 200, and 500 mV. ADAC offers an optional programmable read-only memory-based cold-junction-compensation circuit for direct interface

of the board to standard thermocouples. Also optional is a dc-dc converter for users connecting the board to the computer-system buses via ADAC's backplane.

Operating with the 1113AD is an 8- or 16-channel companion board, the 1113EX. It contains a multi-reed, very low thermal electromotive-force flying-capacitor multiplexer for processing low-level analog inputs in electrically noisy environments. Common-mode isolation is good at 250 v, and common-mode rejection is 120 dB at 60 Hz. Up to eight 1113EX cards may attach to the daisy chain from any 1113AD board, letting the board accept differential low-level analog inputs from a maximum of 128 channels, at a rate of 200 channels/s. Minimum sampling time for each channel is 5 ms. The 1113EX also contains circuitry for the optional cold-junction compensation feature, and an eight-pole dual-in-line-package switch providing card selection for each 1113EX on a daisy chain.

Users can load the 1113AD's 16-bit, bus-addressable control status register to select operating modes. A-d conversion may take place under program control or be triggered by an external pulse generator or an onboard oscillator. Channel

selection may be random or sequential. The 1113AD's bus interface can operate under program control, or using a multilevel program-interrupt scheme compatible with the interrupt structure of the LSI-11/23. In applications requiring direct memory access to the computer, ADAC's model 1620DMA module can work with the 1113 cards to transfer data directly into computer memory.

Both 1113 series boards are half-quad size, 5-by-8.5-in. cards able to fit on 0.5-in. centers in backplanes either designed for half-width boards or having Q-bus connection on one side only.

The 1113AD costs \$495 per board, and the 8- and 16-channel cards are \$500 and \$800, respectively. Cold-junction-compensation capability is an additional \$75, and the dc-dc conversion option is \$100. The analog boards can be delivered in 30 to 45 days.


ADAC Corp., 70 Office Tower Park, Woburn, Mass. 01801. Phone (617) 935-6668 [371]

Z80 central processing unit zips to 6 MHz

Microprocessor applications that do not require full-blown 16-bit power but can benefit from more than run-of-the-mill performance from an 8-bit machine will be the prime candidates for Mostek's new souped-up Z80 central processing unit. Beginning May 1, the Carrollton, Texas, firm—which already builds 2.5-MHz and 4-MHz versions of the Z80 as a second source to Zilog Inc.—will make available samples of its latest Z80 device, which is specified to run at 6 MHz.

The new machine, designated the MK3880-6, will offer a 50% greater throughput than its 4-MHz predecessor and a 140% improvement over the 2.5-MHz device, Mostek officials say. The 3880-6 should be "an ideal candidate for system upgrades" in applications including communications, says Jim Booth, an applications engineer.

The n-channel MOS 6-MHz machine will require some ingenuity on



Quality you can count on: Gould direct writing recorders.

Quality features are built into every Gould 2000 series recorder to provide performance, versatility and reliability second to none.

Performance. You get it in unequaled frequency response in 1 to 8 channels across 40mm, 50mm or 100mm channel spans. Traces are crisp, clean, smudge-free at all pen velocities thanks to our exclusive pressurized ink writing system.

Versatility. It results from our modular design that will meet your present — and future — needs. More than 20 plug-in signal conditioners are available for each model so you can configure the recorder to meet your specific need.

Reliability. Proven Gould designs and high quality components and materials add up to reliability. Routine maintenance is minimal and easy with fast access to all major components.

Let us tell you more about the accepted leader in direct writing recorders — the quality Gould 2000 series. Contact Gould Inc., Instruments Division, 3631 Perkins Ave., Cleveland, Ohio 44114.

For brochure call toll-free: (800) 331-1000. In Oklahoma, call collect 918-664-8300.

In Europe, contact Gould Instruments S.A.F., 57 rue St. Sauveur, 91160 Ballainvilliers, France.



 **GOULD**
An Electrical/Electronics Company

LOW COST AD-MU FOIL FOR "INSTANT" MAGNETIC SHIELDS

Cut & Apply in Minutes

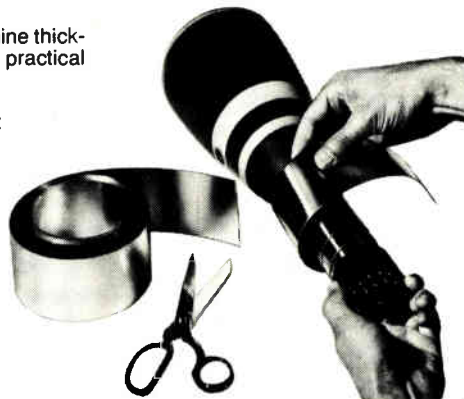
Solves many magnetic shielding problems for designers, experimenters, production people and relatively small production runs. No waiting; can save days or weeks of valuable time. Eliminates designing, tooling and manufacturing costs for prefabricated shields.

Use a single formula (ask us) to determine thickness or number of layers. Or just use practical trial and error.

Especially good also for hard-to-get-at places and to make assemblies more compact by placing magnetically reacting components closer together without performance degradation.



Ask for 48-PAGE Time-Saving Reference Data/Catalog on Magnetic Shielding Techniques & Problem Solving



AD-VANCE MAGNETICS, INC.

625 MONROE ST. ROCHESTER, IND. 46975

(219) 223-3158 TWX 810-290-0294

AD-VANCE
MAGNETICS

Our 3rd Decade of Magnetic Shielding Leadership

Circle 214 on reader service card

CALIFORNIA

To learn what's happening in the Golden State job market, don't miss the special California Career Opportunities Section in our upcoming May 22nd issue.

Electronics



New products

the part of the designers, Booth indicates, since it will execute too fast for currently available MOS read-only memories and programmable ROMs. For example, systems that currently make use of the 4-MHz CPU frequently utilize 2716-type memories, but to upgrade such a system to the 6-MHz central processing unit, techniques for downloading the 2716 to random-access memory for execution might be needed, Booth says.

No decision has been made on whether Mostek's family of five Z80 peripheral chips will also be offered in 6-MHz versions, says David A. Hayes, microcomputer components marketing manager. Depending on the application, a lack of 6-MHz peripherals to work with the faster CPU could reduce the throughput improvement, Mostek officials concede. But the 6-MHz Z80 CPU can be made to work with 4-MHz peripherals, they say, adding that customers contacted have indicated a willingness to work around any difficulties encountered in using the slower peripherals with the faster central processing unit.

Mostek support chips currently available in both 2.5- and 4-MHz versions include the MK3881 parallel input/output controller, the MK3882 counter timer circuit, the MK3883 direct memory access, and the MK3884 serial I/O controller. The MK3886 combo chip—a sole-source Mostek design that features a serial I/O port and two programmable timers on board with 256 bytes of RAM—is currently available only in a 2.5-MHz version but is expected in a 4-MHz version.

Prices for the 6-MHz chip are not yet available from the company.

Mostek Corp., 1215 W. Crosby Rd., Carrollton, Texas 75006 [372]

STD-BUS card gives TRS-80 development-system capacity

The XTD-TRS interface card, about half the size of an S-100 card, allows the TRS-80 computer to function as a development system for STD-BUS

The scope that never forgets.

Gould's digital OS4000 stores event data for the life of the scope. Solid state memory lets the Gould OS4000 give you instant replay of stored event data for as long as you need it (while the unit is getting power). In addition to the event itself, the OS4000 uniquely stores and displays what happened before the event and after it. The OS4000 can then expand the event display so you can study it in slow motion detail. Plus, it also allows you to compare delayed and original sweeps. And, when needed, the OS4000 can perform as a real-time scope with



a bright, stable, flicker-free display

The Gould OS4000 is easy to operate whether it's being used as a digital storage or conventional oscilloscope, waveform recorder, transient recorder, comparator or signal generator. Interfaced with a recorder, the OS4000 can generate hard copy data from both ongoing events or 'replayed' displays.

For more information on the scope that out-remembers any tube storage scope on the market, contact Gould Inc., Instruments Division, 3631 Perkins Ave., Cleveland, Ohio 44114.


For brochure call toll-free: 800-331-1000 (in Oklahoma, call collect 918-664-8300).

 **GOULD**

An Electrical/Electronics Company

Circle 215 on reader service card





LOW COST 12-BIT CMOS DIGITAL-TO-ANALOG CONVERTERS

Figure 4—AC Reference—Four Quadrant Multiplier
Table III—Performance Specifications (Note 1)

Parameter	Condition	Temp.		
		Min.	Typ.	Max.
Resolution	Complimentary Binary Input, Complimentary Binary Output	100	100	100
Input Voltage	Range: $\pm 10V$ Linearity: $0^\circ C$ to $+70^\circ C$	10	10	10
Input Current	Linearity: $0^\circ C$ to $+70^\circ C$	10	10	10
Differential Linearity	Linearity: $0^\circ C$ to $+70^\circ C$	10	10	10
Offset Error	Linearity: $0^\circ C$ to $+70^\circ C$	10	10	10
Monotonicity Binary Range	Linearity: $0^\circ C$ to $+70^\circ C$	10	10	10
Offset (Drift) Unipolar	Linearity: $0^\circ C$ to $+70^\circ C$	10	10	10
Gain (Drift) Bipolar	Linearity: $0^\circ C$ to $+70^\circ C$	10	10	10
Gain (Drift) (incl. ref.)	Linearity: $0^\circ C$ to $+70^\circ C$	10	10	10
Reference Voltage	Linearity: $0^\circ C$ to $+70^\circ C$	10	10	10
Reference Current	Linearity: $0^\circ C$ to $+70^\circ C$	10	10	10
Reference Tempco	Linearity: $0^\circ C$ to $+70^\circ C$	10	10	10
Settling Time (Note 2)	1.5k Load, 100pF, 100k Feedback	10	10	10
Slow Rate	Linearity: $0^\circ C$ to $+70^\circ C$	10	10	10
Output Current	Linearity: $0^\circ C$ to $+70^\circ C$	10	10	10
Output Impedance	Linearity: $0^\circ C$ to $+70^\circ C$	10	10	10

Check Beckman's specs before you select your source for Converters.

Beckman's Series 7580 and 7541 12-bit D/A converters replace the popular DAC 80 and 7541 pin-for-pin. But they offer better performance, use less power and are priced competitively.

Now you can write in better specs because our specs are better over a wide range of temperature and power supply variations. And Beckman converters offer much tighter end-point linearity specs than other manufacturers, resulting in better full-scale accuracy. Calibration is simpler, too. You need only to set zero and full scale once to fully calibrate your system.

Circle 216 on reader service card

You can also expect greater design flexibility because Beckman's CMOS DACs consume less power and are TTL and CMOS compatible.


Just as important, the 7580 and 7541 are competitively priced in both military and commercial versions. And they're available now—from stock.

Better performance, lower power consumption, greater design flexibility and competitive prices right from stock. Maybe you should check Beckman's specs. You might just find us to be your prime source for converter products.

For more information, contact your local Beckman representative or write: Advanced Electro-Products Division, Beckman Instruments, Inc., 2500 N. Harbor Blvd., Fullerton, CA 92634. (714) 773-7935.

Design Beckman converters in. Design problems out.

BECKMAN



Call your Beckman Converter Distributor

ALABAMA
Powell Electronics
Huntsville
(205) 539-2731

ARIZONA
Wyle Distribution Group
Phoenix
(602) 995-9185
Marshall Industries
Tempe
(602) 968-6181

CALIFORNIA
Marshall Industries
Canaoga Park
(213) 999-5001
Irvine
(714) 556-6400
San Diego
(714) 278-6350
Sunnyvale
(408) 732-1100
Wyle Distribution Group
El Segundo
(213) 322-8100
Irvine
(714) 751-9850
San Diego
(714) 555-9171
Santa Clara
(408) 727-2500
Kierulff Electronics
Los Angeles
(213) 725-0325
Tustin
(714) 731-5711
Arrow Electronics
Sunnyvale
(408) 739-3011

COLORADO
Marshall Industries
Arvada
(303) 423-9670
Wyle Distribution Group
Commerce City
(303) 287-9611

CONNECTICUT
Harvey Electronics
Norwalk
(203) 853-1515
Arrow Electronics
Wallingford
(203) 265-7741
Marshall Industries
Wallingford
(203) 265-7738

FLORIDA
Lynch-Gentry Associates
Clearwater
(813) 443-2697
Arrow Electronics
Fort Lauderdale
(305) 776-7790
Palm Bay
(305) 725-1480
Powell Electronics
Miami Springs
(305) 592-3260

GEORGIA
Arrow Electronics
Norcross
(404) 449-8252

ILLINOIS
Kierulff Electronics
Elk Grove Village
(312) 640-0200
Magnuson Electronics
Mount Prospect
(312) 956-0700
Arrow Electronics
Schaumburg
(312) 893-9420

INDIANA
Magnuson Electronics
Indianapolis
(317) 247-5108

KANSAS
Hall-Mark Electronics
Kansas City
(913) 888-4747

MARYLAND
Arrow Electronics
Baltimore
(301) 247-5200
(202) 737-1700
Hall-Mark Electronics
Baltimore
(301) 796-9300
Powell Electronics
Beltsville
(301) 937-4030

MASSACHUSETTS
Kierulff Electronics
Billerica
(617) 667-8331
Marshall Industries
Newton
(617) 965-5115
Arrow Electronics
Woburn
(617) 933-8130

MICHIGAN
Arrow Electronics
Ann Arbor
(313) 971-8220

MINNESOTA
Arrow Electronics
Edina
(612) 830-1818
Marshall Industries
Plymouth
(612) 559-2211

MISSOURI
Hall-Mark Electronics
St. Louis
(314) 291-5350

NEW HAMPSHIRE
Arrow Electronics
Manchester
(603) 668-6968

NEW JERSEY
Kierulff Electronics
Fairfield
(201) 575-6750
Arrow Electronics
Moorestown
(609) 235-1900
(215) 928-1800
Saddle Brook
(201) 797-5800
Harvey Electronics
Pine Brook
(201) 575-3510

NEW MEXICO
Arrow Electronics
Albuquerque
(505) 243-4566

NEW YORK
Harvey Electronics
Binghamton
(607) 748-8211
Rochester
(716) 334-5920
Woodbury
(516) 321-8700
Arrow Electronics
Farmingdale
(516) 694-6800
Marshall Industries
Farmingdale
(516) 293-4141
Rochester Radio Supply
Rochester
(716) 454-7800

NORTH CAROLINA
Arrow Electronics
Winston-Salem
(919) 725-8711
M&C Sales
Winston-Salem
(919) 722-9445

OHIO
Arrow Electronics
Cincinnati
(513) 761-5432
Cleveland (Solon)
(216) 248-3990
Kettering
(513) 253-9176
Marshall Industries
Dayton
(513) 236-8088

OKLAHOMA
Norvell Electronics
Tulsa
(918) 663-1247

OREGON
Almac/Stroum Electronics
Beaverton
(503) 292-3534

PENNSYLVANIA
Hall-Mark Electronics
Philadelphia
(215) 355-7300
Powell Electronics
Philadelphia
(215) 365-1900
Arrow Electronics
Pittsburgh
(412) 351-4000

TEXAS
Norvell Electronics
Austin
(512) 458-8106
Dallas
(214) 233-0020
Houston
(713) 777-1666
Marshall Industries
Dallas
(214) 233-5200
Houston
(713) 777-0358

WASHINGTON
Almac/Stroum Electronics
Seattle
(206) 763-2300
Wyle Distribution Group
Bellevue
(206) 453-8300

WISCONSIN
Arrow Electronics
Oak Creek
(414) 764-6800
Kierulff Electronics
Waukesha
(414) 784-8160

CANADIAN DISTRIBUTORS
Cam Gard Supply
Intek Electronics
Semad Electronics
Specialty Electronics

New products

products. With the XTD-TRS, Z80 firmware for STD-BUS applications may be assembled and edited on a floppy-disk- or cassette-based TRS-80 system, then transferred directly into the STD-BUS system for execution and debugging. In the debugging mode, the TRS-80 serves as the console device through which DDT-80 debugging firmware is accessed.

In addition, the card allows the TRS-80's input/output capability to be expanded through direct interfacing with such STD-BUS cards as analog-to-digital and digital-to-analog converters and industrial control products.

The \$260 introductory price includes the circuit board with 2 kilobytes of read-only memory and an interface cable for connecting directly to either a TRS-80 keyboard or an expansion interface.

QC MicroSystems, P. O. Box 401326, Garland, Texas 75040. Phone (214) 343-1282 [373]

In-circuit emulator made for 8-bit microprocessor

A new in-circuit emulation module for the Intel 8088 8-bit microprocessor, when combined with Intel's Intellec microcomputer development system and an 8086/8088 software development package, has full capability to develop and debug a user's application hardware and software.

The ICE-88 hardware links Intellec with a user's 8088 system through a buffer box and cable that replace the 8088 central processing unit during debugging and testing. The ICE-88 software contains commands that control the user's debugging session. It can disassemble the results directly from the user's program memory or from a trace of execution, thus converting the binary object code into assembly mnemonics, which are intelligible to the user. The price of the ICE-88 is \$5,500, with delivery four to eight weeks after receipt of order.

Intel Corp., 3585 S. W. 198th Ave., Aloha, Ore. 97005. Phone Paula Kelly at (503) 641-8086 [376]

Logical Deduction.

Are bills turning your life story into "The Case of the Disappearing Paycheck"? Does all your hard-earned money seem to vanish without a trace left to save?

Then perhaps you should investigate United States Savings Bonds.

Because saving with Bonds is so simple, it's elementary. Especially if you join the Payroll Savings Plan.

Once you sign up, you see, a small part of each paycheck is automatically set aside to buy Bonds.

Which means as soon as you're paid, you save. Before you're left trying to deduce where it all went.


Buy U.S. Savings Bonds through the Payroll Savings Plan. And take the mystery out of saving.



Take stock in America.

**Protect data processing equipment
against static discharge
...up to 20,000 volts**

Oak Anti-Static Keylock Switch.



System error and logic circuit destruction is possible—and likely—from static discharge. As little as 500 volts will introduce impulses that can activate peripheral equipment. 2000 to 4000 volts can destroy MOS and IC's.

The potential of the human body due to static charge can easily exceed these voltages, under a broad range of conditions.

Eliminate this danger with the OAK anti-static keylock switch—and at the same time, provide security for your equipment. Available in a wide range of switching combinations, it reduces your costs by replacing the components normally needed for static discharge protection.

OAK DISTRIBUTORS stock the most popular types for immediate off-the-shelf delivery. For additional information, contact your OAK distributor, or OAK field sales office.

SPECIFICATIONS

- Circuit protection to 20,000V of static discharge with a good ground
- UL and CSA listed
- Rated at 3A@120VAC, 1A@28VDC
- Switching life, 10,000 operations minimum
- Measures only 2¹/₁₆" deep, 3/4" diameter
- Temperature range 0° to 85°C
- Enclosed switching
- SPST, SPDT, SP3T, SP4T, DPST
- Wide range of key options

In Europe:
OAK Holland BV
Sales Department: P.O. Box 201
3640 AE Mijdrecht-Holland

TEL

OAK Technology Inc.
SWITCH DIVISION / CRYSTAL LAKE, ILLINOIS 60014

When you need LEDs or more than LEDs...



Dialight is the first place to look. We can help you do more with LEDs... because we've done more with them.

Discrete LEDs come in a variety of sizes, shapes, colors (red, yellow, green in clear or diffused), with or without built-in resistors.

Low cost logic state fault indicators for trouble shooting complex circuits. Designed for close density PC board mounting.

High-brightness bi-color LEDs (red/green) suitable for go/no-go situations. Designed with unique

lenses for the extra visibility you'll want for your most critical applications.

Snap-in mounting LED indicators reduce labor cost. Available in red, yellow or green with or without built-in resistors.

Whatever you need in LEDs, Dialight's probably got it already. For your free 60-page selector guide and listing of our nationwide stocking distributors, contact us today.

DIALIGHT

A North American Philips Company

Dialight meets your needs.

Dialight, 203 Harrison Place, Brooklyn, N.Y. 11237 (212) 497-7600

Circle 219 on reader service card

New products

Computers & Peripherals Processor does data-base tasks

Back-end processor handles data base only, sells for \$15,000 to \$50,000

Instead of dedicating an entire general-purpose computer to data-base tasks, the makers of the IDM intelligent data-base machine have specialized the back-end processor. The IDM searches and compares the contents of a large data base for information, relieving its host central processing unit of those input/output-intensive functions.

This specialization has enabled Britton-Lee Inc. to market the IDM for between \$15,000 and \$50,000, depending upon options. "On strictly data-base applications, our IDM will outperform an IBM 370/168," claims company president Dave Britton. The good price-performance ratio of the new unit is the result of having separated the data-base tasks from the traditional general-purpose computer.

Aimed at the original-equipment manufacturer, the IDM can handle, multiple data bases containing up to 32 gigabytes of total capacity, with transaction rates of 2 to 25 transactions per second. Its SMD disk controller supports up to four disk drives. In its minimum configuration, the IDM has 256 kilobytes of random-access memory, but it is expandable in 256-kilobyte increments to a maximum of 3 megabytes.

The IDM has eight input/outputs that can accommodate up to eight programmable terminals using asynchronous communications. Using an IEEE-488 data link, the IDM can serve multiple host CPUs or intelligent terminals. Communication between the CPUs and the IDM is accomplished with relatively little effort on the original-equipment manufacturer's part. "If he already

has a query language in his system, then we have given him 90% of what he needs for the interface," Britton asserts.

If the OEM does not have a query language, then he can use a high-level language like Pascal, Cobol, or Fortran to interface with the IDL query structure provided by Britton-Lee. The IDL language is identical in structure to the Quel and Sequel languages. It can be called up as a subroutine as a high-level language.

"The new result is a tremendous reduction in the applications software effort required of the OEM designer," notes Britton. "If his previous application took him 2 man-years, this will reduce it to a few man-months. If it was man-months, then it will become man-weeks." The user can also imbed the query language in the high-level language he is using.

Asynchronous communication. The IDM can also communicate directly with asynchronous intelligent terminals like Hewlett-Packard's 2645A, thereby eliminating the need for host computers altogether in systems oriented to the storage and retrieval of information. The data-base package included in the IDM contains such features as transaction management, concurrency control, and data-protection backup and recovery. Once formulated, an oft-used query can be stored and run again by supplying the query name plus the relevant parameters.

The IDM presents its information to the user as a relational data base. This is a table-driven cathode-ray-tube display in which the two axes represent the two factors being related. One advantage of data in a relational form is that it allows the user to make *ad hoc* queries. That is, it can call up new tables that have not previously been formatted, to show the relationship between two parameters. Another advantage is that the end user can create new data reports without the aid of a programmer.

The processing portion of the IDM uses both bit-slice processors and 16-bit MOS microprocessors. It contains both a data-base processor and an

Call your Amphenol[®] Connector Distributor

- ALABAMA**
Hall-Mark Electronics Corp.
Huntsville
(205) 837-8700
- ARIZONA**
Cetec Moltronics
Phoenix
(602) 272-7951
Wyle Distribution Group
Phoenix
(602) 249-2232
- CALIFORNIA**
Cetec Moltronics
South Gate
(213) 773-6521
Kierulff Electronics
Los Angeles
(213) 725-0325
Wyle Distribution Group
El Segundo
(213) 322-8100
Cetec Moltronics
San Diego
(714) 775-5020
Kierulff Electronics
San Diego
(714) 278-2112
Wyle Distribution Group
San Diego
(714) 565-9171
Cetec Moltronics
San Jose
(408) 263-7373
Bell Industries
Sunnyvale
(408) 734-8570
Sterling Electronics
Santa Clara
(408) 985-7411
Wyle Distribution Group
Santa Clara
(408) 727-2500
- COLORADO**
Newark Electronics
Denver
(303) 757-3351
Wyle Distribution Group
Commerce City
(303) 289-4631
- CONNECTICUT**
Connector Company
New Haven
(203) 624-0127
Wiltshire Electronics
Wallingford
(203) 265-3822
- FLORIDA**
Arrow Electronics
Palm Bay
(305) 725-1480
Kierulff Electronics
St. Petersburg
(813) 576-1966
Schweber Electronics
Hollywood
(315) 927-0511
- GEORGIA**
Arrow Electronics
Norcross
(404) 449-8252
- ILLINOIS**
Bell Industries
Chicago
(312) 982-9210
Newark Electronics
Chicago
(312) 638-4411
Ohm/Electronics, Inc.
Palatine
(312) 359-5500
Schweber Electronics
Elk Grove Village
(312) 364-3750
Klaus Radio, Inc.
Peoria
(309) 691-4840
- INDIANA**
Graham Electronic Supply
Indianapolis
(317) 634-8202
Genesis Electronics
South Bend
(219) 287-2911
- KANSAS**
Wichita Aircraft
Wichita
(316) 838-1421
- MARYLAND**
Arrow Electronics
Baltimore
(301) 247-5200
Pioneer Electronics
Gaithersburg
(301) 948-0710
- MASSACHUSETTS**
Kierulff Electronics
Billerica
(617) 935-5134
Schweber Electronics
Bedford
(617) 275-5100
Wiltshire Electronics
Burlington
(617) 272-8200
Industrial Components Corp.
N. Wilbraham
(413) 596-3854
- MICHIGAN**
RS Electronics
Livonia
(313) 525-1155
- MINNESOTA**
Arrow Electronics
Edina
(612) 830-1800
Newark Electronics
Minneapolis
(612) 331-6350
- MISSOURI**
Walters Radio Supply, Inc.
Kansas City
(816) 531-7015
Olive Industrial Electronics, Inc.
St. Louis
(314) 426-4500
- NEW JERSEY**
Schweber Electronics
Fairfield
(201) 277-7880
Wiltshire Electronics
Clifton
(201) 340-1900
Radio Electric Service Co.
Pennsauken
(215) 925-6900
- NEW YORK**
Harvey Electronics, Inc.
Binghamton
(607) 748-8211
Genesee Radio Parts Co., Inc.
Buffalo
(716) 873-9661
Summit Distributors
Buffalo
(716) 884-3450
Arrow Electronics
Farmingdale
(516) 684-6800
Progress Electronics Co.
Plainville
(516) 433-1700
Schweber Electronics
Westbury
(516) 334-7474
Simcona Electronics Corp.
Rochester
(716) 328-3230
- NORTH CAROLINA**
Arrow Electronics
Winston-Salem
(919) 725-8711
- OHIO**
Schuster Electric Co.
Cincinnati
(513) 984-1600
Pioneer Electronics
Cleveland
(216) 587-3600
Schweber Electronics
Beachwood
(216) 454-2970
Pioneer Electronics
Dayton
(513) 236-9900
- OKLAHOMA**
Electro Enterprises
Oklahoma City
(415) 478-1752
- PENNSYLVANIA**
Almo Electronics Corp.
Philadelphia
(610) 698-4000
Pytronic Industrial, Inc.
Montgomeryville
(215) 643-2850
CAM/RPC Industries
Pittsburgh
(412) 782-3770
- TENNESSEE**
Electra Distribution Co.
Nashville
(615) 329-3971
- TEXAS**
Hamilton/Avnet Electronics
Dallas
(214) 661-8661
Sterling Electronics
Dallas
(214) 243-1600
Texas Instrument Supply Co.
Dallas
(214) 238-6821
Allied Electronics
Ft. Worth
(817) 436-5401
Sterling Electronics
Houston
(713) 627-9800
- UTAH**
Ditomat/Alta
Salt Lake City
(801) 486-4134
Standard Supply Co.
Salt Lake City
(801) 486-3371
- WASHINGTON**
Bell Industries
Bellevue
(206) 747-1515
Wyle Distribution Group
Seattle
(206) 453-8300
- WISCONSIN**
Electronic Expeditors, Inc.
Milwaukee
(414) 228-8100
- CANADA**
Distributors in major cities

The fuss-free, fast flat cable connector.



The new Amphenol® IDC Connector.
Fuss-free because it locks when it mates.
Fast because there's no wire stripping.

Simply insert the socket into the header and push gently. Click! The connector locks. No doubt about it. You heard it lock. You can see it's locked.

These connectors also have integral polarizing keys. There is no chance of mismatching.

To unlock, just flip the ears and pull the connector apart.

The insulation-displacing contacts mean there's no wire stripping. So assembly is faster. And that cuts costs.

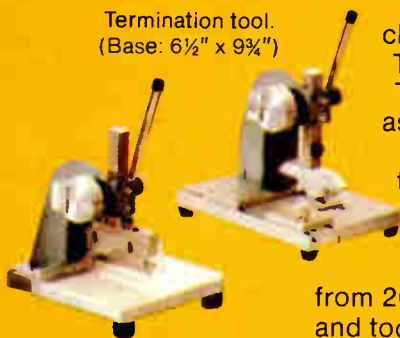
The socket and header bodies are made of UL-recognized 94V-0 thermoplastic. Which should make it easier for you to get UL approval.

Additional coding and keying guides are available if several connectors of similar configuration are on an assembly.

New Amphenol IDC Connectors are offered in six sizes, with from 20 to 60 contacts. Also offered are matching cutting tools for flat cable and tools for connector termination.

For complete information, technical data, dimensions, and prices, contact your nearest Amphenol North America sales office or distributor.

Termination tool.
(Base: 6½" x 9¼")



Cutting tool.
(Base: 7½" x 10¼")

**BUNKER
RAMO**

AMPHENOL NORTH AMERICA

A Division of Bunker Ramo Corporation

SEE US AT
ELECTRONIC DISTRIBUTION SHOW
SPACE F3-F7

Amphenol North America Division Headquarters: Oak Brook, Illinois 60521


Sales Offices: Atlanta (404) 394-6298 • Boston (617) 475-7055 • Chicago (312) 986-2330 • Dallas (214) 235-8318 • Dayton (513) 294-0461
Denver (303) 752-4114 • Greensboro (919) 292-9273 • Houston (713) 444-4096 • Indianapolis (317) 842-3245 • Kansas City (816) 737-3937
Knoxville (615) 690-6765 • Los Angeles (213) 649-5015 • Minneapolis (612) 835-4595 • New York (516) 364-2270 • Orlando (305) 647-5504
Philadelphia (215) 732-1427 • Phoenix (602) 265-3227 • St. Louis (314) 569-2277 • San Diego (714) 272-5451 • San Francisco (408) 732-8930
Seattle (206) 455-2525 • Syracuse (315) 455-5786 • Washington, DC (703) 524-8700

Canada: Montreal (514) 482-5520 • Toronto (416) 291-4401 • Vancouver (604) 278-7636 • International: Oak Brook, Illinois TELEX 206-054

Circle 221 on reader service card



PDP-II and LSI-II bus displays



MATROX has the most complete line of CRT display boards for DEC's PDP-II and LSI-II bus in the industry. We have alphanumerics; graphics; color; black and white; variable resolution; external/internal sync; 50/60 Hz; software and much, much more. Just plug the board in any PDP/LSI-II bus connect video to any standard TV monitor, and presto, you have added a complete display to your system at a surprisingly low cost.

LSI-II BUS

MLSI-2480	24 x 80 alphanumerics
MLSI-256	256 x 256 dot graphics
MLSI-512 x 256	512 x 256 graphics
MLSI-512	512 x 512 graphics
MLSI-1024	1024 x 256 graphics

PDP-II BUS

MDC-2480	24 x 80 alphanumerics
MDC-256	256 x 256 dot graphics
MDC-512 x 256	512 x 256 graphics
MDC-512	512 x 512 graphics
MDC-1024	1024 x 256 graphics

And we have other uP displays and display controllers. These include state of the art OEM alphanumeric LED displays, alphanumeric video RAM's and CRT graphics controllers. They come as complete, ready to use sub-systems (single chips, modules, PCB's). Many of them are plug-in compatible with other buses Multibus SBC-80, S-100, Exorciser, STD as well as custom design capability.

matrox electronic systems

The Visible Solutions Company

5800 ANDOVER AVENUE, T.M.R., MONTREAL, QUE. H4T 1H4
TEL: (514) 735-1182 TELEX: 05-825651
U.S. ONLY, TRIMEX BUILDING, MOORE'S, N.Y. 12958

New products

optional data-base accelerator.

The data-base accelerator increases the speed of the machine ten-fold, achieving operating speeds of up to 10 million instructions per second. It couples tightly to the disks, operating on the byte stream at disk transfer speeds of about 1.2 megabytes/s. The accelerator takes care of searching, comparing data, matching, and responding to the mainframe CPU or intelligent terminal. "By performing all searches at the disk—and at disk speeds—the IDM greatly reduces both the I/O traffic to the host computers and the CPU overhead associated with the search function," notes Britton.

Although the IDM will be demonstrated at the National Computer Conference next month, deliveries of evaluation units are not expected until the fourth quarter, with production volumes set for January.

Britton-Lee Inc., Albright Way, Los Gatos, Calif. 95030. Phone (408) 378-7000 [361]

Daisy printer offers choice of two interfaces

Systems builders looking to incorporate a high printing quality in the form of daisy-wheel style printers into their systems now have a choice of interface in the model 630. Those desiring to write their own printer control software can connect to the


printer's 8-bit Intel-8080-compatible bus. Their signals to the printer must specify which spoke of the daisy wheel is to be printed, the amount of energy to be used to fire the hammer, and the width of the character to control spacing.

Those desiring a simpler interface can purchase an optional communications interface board that accepts standard RS-232-C inputs and handles all control of the printer. This includes control of bidirectional printing, column justification, and proportional spacing.

Ronald R. Ogg, product marketing manager for printers, says the extensive use of new electronics, including custom integrated circuits, provides other benefits for the original-equipment manufacturer. "We've reduced the number of mechanical parts by 30%, thus improving reliability." In addition, the unit uses 70% fewer electronic parts, Ogg says.

Instead of the six printed-circuit boards used in the previous model HyType II, the new model 630 uses just one board for the digital electronics and one for the analog electronics that control the printing mechanism. Two Intel 8041 microprocessors are the heart of the digital interface board, whereas seven custom analog ICs handle the mechanism control.

Another benefit of the new electronics is a feedback control loop



The Leader for full color graphic displays

C³, CCIS, Mission Planning, and Situation Analysis User Interface Consoles utilize
AYDIN CONTROLS 5216 Color Graphics Display Computer


AYDIN CONTROLS 5216 multi microprocessor-based color display console provides a complete intelligent color graphics system that includes multi-tasking, multi-user list processing utilizing the most advanced state-of-the-art hardware.

Designed for modularity and human engineering, the AYDIN color graphics system permits many configurations, enhancements and options.

The console is designed to meet the rigid requirements of NACSEM 5100 (TEMPEST).

Demanding programs like the BETA, BMEWS-TOR upgrade, Cruise Missile Mission Planning, and AN/TPQ 27 Program currently depend on AYDIN CONTROLS' 5216 color graphics computer systems.

When your application requires high resolution, intelligent color graphics, data and communication processing, AYDIN CONTROLS' complete line of modular software and high reliability hardware can be customized and programmed for your application. Look to AYDIN CONTROLS — the pioneer and leader in military color graphics.



AYDIN CONTROLS

AYDIN  **CONTROLS**


The pioneer and leader in computer graphics

414 Commerce Drive • Fort Washington, Pa. 19034 • (215) 542-7800 • TWX 510-661-0518

Circle 223 on reader service card

MR. CLEAN II

The Cost Effective Solution To Contamination Problems



Mr. Clean II is our latest addition in our line of miniature, high quality, wave-solderable slide switches. This low cost switch is designed to work on our unique (patented and patents pending) 2-piece principle. This revolutionary design allows for soldering and cleaning of only the simple exposed base half of the switch. The switching mechanism in the upper half is never exposed to any possible contamination.

These switches are designed for high reliability at a low cost. Mr. Clean II features insert molded pin terminals in a high-heat temperature resistant base. Contacts are of hard gold over nickel barrier and recommended for low energy applications. Available circuit configurations include SPST, SPDT, DPST, DPDT, and Form "Z".



CHICAGO SWITCH, INC.

1714 N. Damen Avenue Chicago, Illinois 60647

Circle 224 on reader service card

TYPE APPROVAL? TYPE ACCEPTANCE? CERTIFICATION? REGISTRATION?



Federal Communications Commission Rules and Regulations apply to marketing and importation of your electronic product if it generates a frequency higher than 10 kHz. They also regulate your device that is intended to connect to telephone lines.

A GUIDE TO F.C.C. EQUIPMENT AUTHORIZATIONS

by Willmar K. Roberts 142 pages paperbound, 8½" x 11"

This first-of-its-kind reference, just published by a former F.C.C. official, tells you:

- what kinds of equipment the F.C.C. regulates
- how to find the Rules and Regulations which apply to you
- how to perform tests you'll need to prove that you comply
- how special F.C.C. measuring antennas are built, with dimensions, so that you can use them, too
- how to apply for the kind of Equipment Authorization you need
- whom you can contact in the F.C.C.

\$24.50 postpaid in USA and Canada, \$29.50 elsewhere. US funds only. For Florida addresses, add \$0.98 sales tax. Payment refunded if the book is returned in 10 days.

Available only from the Publisher: **Willmar K. Roberts**
4637 Van Kleeck Drive
New Smyrna Beach, Florida 32069

New products

that senses the mass of the print wheel and automatically sends the proper amount of drive current to its motor. This unit is also programmed to drive both plastic and the more massive metal print wheels, providing the OEM with a wide choice of print styles without the need to stock two printing mechanisms, Ogg notes.

Printing at up to 40 characters per second, the unit is almost 15% slower than the HyType II, Ogg admits, but is priced between 30% and 40% less depending on configuration. The basic mechanism with control electronics and microprocessor interface is \$860 in OEM quantities of 500, and a fully configured unit with the RS-232-C communications interface, power supply, platen, and covers is \$1,705 in similar quantities. Deliveries will be 120 days after receipt of order, starting this month.

Diablo Systems Inc., 24500 Industrial Blvd., Hayward, Calif. 94545. Phone (415) 786-5000 [362]

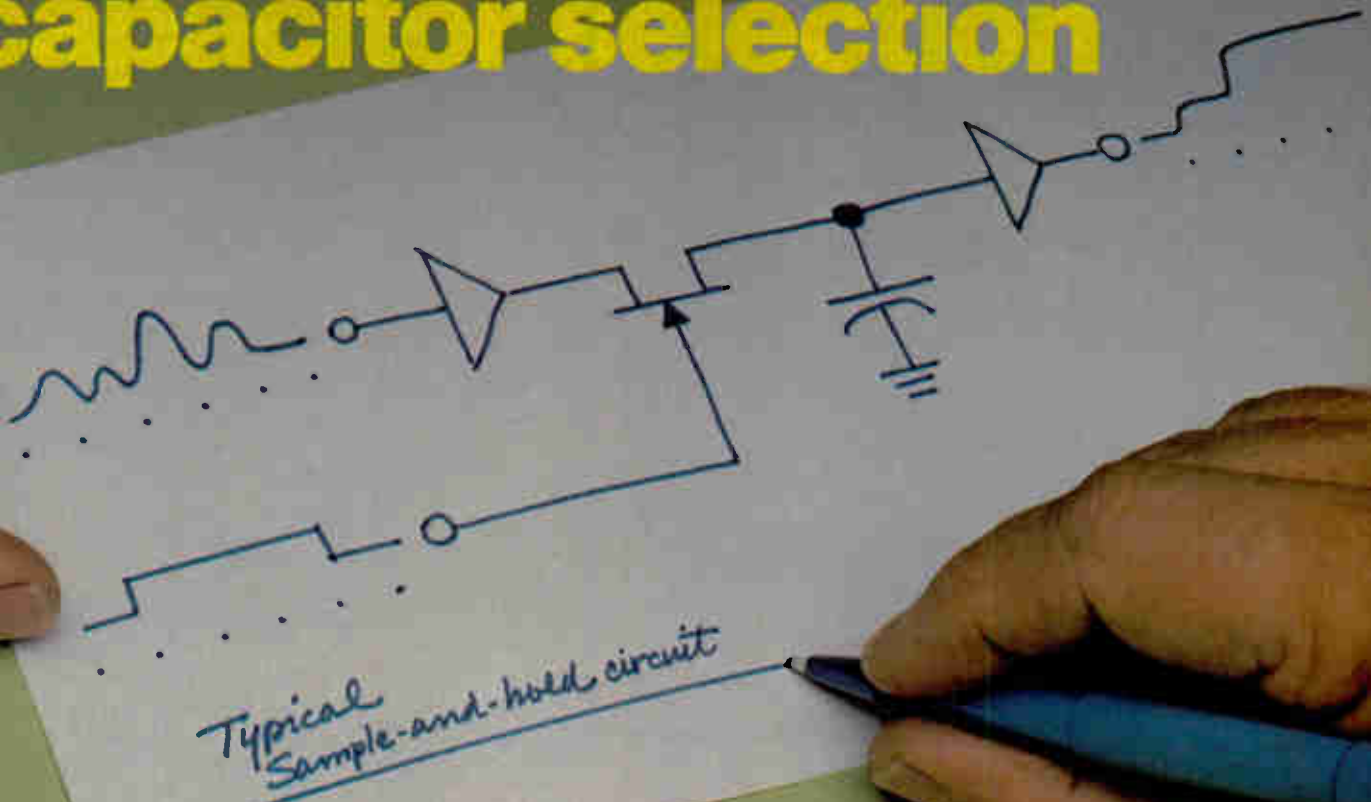
Prompting computer comes in 17-lb terminal

Computer Devices Inc. will show a portable computer that prompts the user at May's NCC [*Electronics*, March 27, p. 34]. Central to the design of the 17-lb computer are its ease-of-use and compatibility features, which allow inexperienced operators to use the unit in applications ranging from process control to local communications networks.

The Miniterm model 1206/PAT

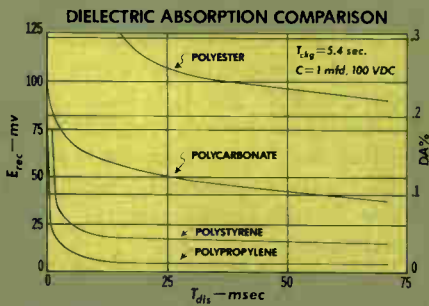


Tradeoffs in capacitor selection



Make no mistake—before you pick the hold capacitor for your next sample-and-hold circuit, take a hard look at the dielectric absorption (DA) factor. This little understood property has a nasty effect. Under rapid switching conditions, it can cause the capacitor to become an active source of DA error. Another concern is leakage.

DA results from stored charges in the dielectric which behave as parasitic RC components. These subversive elements serve to aggravate output voltage error, which obviously means a loss of accuracy. How much loss of accuracy depends primarily on the dielectric material. Typical DA percent values (i.e., voltage error), measuring accumulated charge after a controlled discharge, are:



(These values also, incidentally, are affected by capacitor value, size and configuration.)

The tradeoffs: polypropylene is clearly superior to the others in DA. It also is superior in insulation resistance (leakage). On the other hand, it comes in third, behind polystyrene and polycarbonate but ahead of polyester, in temperature coefficient.

Upshot: if high accuracy in your sample-and-hold circuit is a must, polypropylene is a must, too.

Next decision: source. TRW researched, developed and introduced polypropylene for use in miniaturized precision capacitors. We made it work in the real world. We suggest, therefore, that you test our Type X363UW for your next sample-and-hold design. It can save you a lot of design time.

Today's S/H circuits are another reason why capacitor selection is a whole new ball game. It needs to be a studied project or it'll cause sticky problems. But you needn't let the discipline nag or nettle you.

You can rely on a company called TRW Capacitors... and relax.

Send in coupon or call us at (308) 284-3611.

TRW Capacitors
An Electronic Components Division of TRW Inc.
301 W. "O" Street, Ogallala, Nebraska 69153

Please send data on your **sample-and-hold capacitors**.

Name _____
Company _____
Div./Dept _____ Mail Code _____
Address _____
City _____
State _____ Zip _____

TRW CAPACITORS
ANOTHER PRODUCT OF A COMPANY CALLED TRW

Circle 225 on reader service card

Tool kit or tool case, isn't it time you owned a Jensen?

A Jensen tool kit's combination of functional case, exclusive pallet design, and proven selection of professional-quality tools gets work done faster, more efficiently. Its executive appearance gives you pride in your work; gives customers confidence in your service. Assures you of front-door access to the equipment you are charged to maintain. Choose from more than 50 standard models or let us custom-design a kit to match your needs. Write or call for more information or a free catalog.



JENSEN TOOLS INC.

1230 SOUTH PRIEST DRIVE TEMPE, ARIZONA 85281
(602) 968-6231

Circle 226 on reader service card

New products

(Programmed Applications Terminal) has been developed to work with the company's earlier 1206/PRO, a portable programmable computer. The PAT model allows programs to be loaded into it from either the PRO or any other machine operating under asynchronous ASCII protocol, eliminating the need for on-site programming. Because the PAT uses 105 to 135 v ac at 50 to 60 Hz and comes with an acoustic coupler, it can be used almost anywhere.

The basic 1206/PAT features an 80-column, 50-character/s thermal printer, an integral minicassette tape drive, a built-in modem, and an acoustic coupler. An optional barcode scanner and a disk operating system capable of supporting up to 1.44 megabytes of minidiskette storage are also available.

The 1206/PAT portable computer will sell for \$5,195 in single quantities and deliveries are scheduled to begin in the third quarter.

Computer Devices Inc., 25 North Avenue, Burlington, Mass. 01830. Phone Frank Graham at (617) 273-1550 [369]

Sexy Skanners to detect small stuff.

.001 inch and smaller.
Coaxial fiber optic design puts the phototransistor in the tip away from lamp or LED heat for negligible drift. Response time from skanner to amplifier output in 5 microseconds.

And there's more.
Widest selection of subminiature photoelectric sensors ever offered. Controls and automation systems to match. 3 day shipments.

SEND FOR MORE INFORMATION

SKAN-A-MATIC[®]
CORP.

P.O. BOX 5, ELBRIDGE, N.Y. 13060
PHONE [315] 689-3961

CRT for computer graphics has 24-line/cm resolution

Designed for use as a graphics computer peripheral, the cathode-ray-tube display model 1311B has a resolution of 24 lines/cm (60 lines/in.) at center screen. Using a 14-in. screen, the unit includes high-speed deflection circuits, a Z-axis amplifier with a 25-ns rise time, and regulated power supplies.

Spot resolution of the CRT display is 0.43 mm (0.017 in.). The spot remains well focused over the entire screen, which allows many characters to be written clearly around the picture edges. The 1311B can write in less than 500 ns including the settling time. Rise times for both X- and Y-axis amplifiers are less than 75 ns. The CRT requires only 115 VA maximum.

The 1311B sells for \$5,300 and delivery time is about 30 days.

Hewlett-Packard Co., 1507 Page Mill Rd., Palo Alto, Calif. 94304 [367]

We can custom-fit standard motors to suit your special designs.



With a little alteration to any of our standard catalog items, we can tailor the motor configuration you need — without high costs or long delays.

Need special windings, lead lengths, terminal ends, mounting brackets? A certain torque at a prescribed speed? Special gear train? Of all the precision motors we deliver, 75% are customized. Our sales engineers will work with you to solve design problems or meet unusual application conditions.

Whether you need a stepper motor the size of a quarter, or a brushless d.c. motor to drive 14" rigid disks, write for our free catalog of standard motors. We'll show you where we start; you take it from there. AIRPAX/North American Philips Controls Corp., Cheshire Industrial Park, Cheshire, CT 06410. Phone (203) 272-0301.




AIRPAX®

NORTH AMERICAN PHILIPS CONTROLS CORP.

Cheshire Division

Circle 227 on reader service card

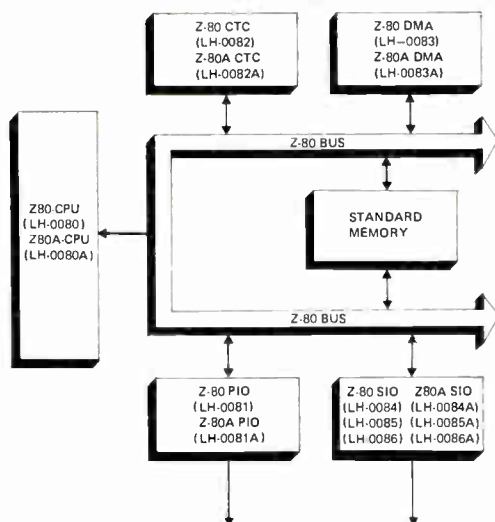
SHARP



Can be supplied anywhere, anytime and in any quantity by SHARP!

SHARP CORP. is the second source manufacturer of ZILOG Z-80 Series.

SHARP has a full line of 4-bit to 8-bit microcomputers to meet various demands: SM Series (C-MOS 1Chip: SM-4 & SM-5) for low level, Z-80 Series (CPU, PIO, CTC, SIO & DMA) for high level. The Z-80 Series are designed for controllers and terminals requiring complex processing while the SM Series are suitable for consumer appliance. Also available is the Z-80A series — high speed types for clock frequency 4MHz.



ZILOG	SHARP Type No.	Explanation	Features	Package
Z-80 CPU Z-80A CPU	LH-0080 LH-0080A	Central Processing Unit	<ul style="list-style-type: none"> • 158 instructions — includes all 78 of the 8080A instructions • Three modes of maskable interrupt plus a non-maskable interrupt • 22 internal registers • • 	40 DIP
Z-80 PIO Z-80A PIO	LH-0081 LH-0081A	Parallel I/O Controller	<ul style="list-style-type: none"> • Two independent bidirectional ports • Any one of the following modes of operation may be selected for either port: Byte input/output, Byte bidirectional bus, Bit Mode • • 	40 DIP
Z-80 CTC Z-80 CTC	LH-0082 LH-0082A	Counter Timer Circuit	<ul style="list-style-type: none"> • Four independent programmable 8-bit counter/16-bit timer channels • Single phase clock • • 	28 DIP
Z-80 DMA Z-80A DMA	LH-0083 LH-0083A	Direct Memory Access	<ul style="list-style-type: none"> • Single channel 2 port • Three classes of operation • 3 Modes of Access • Up to 1.25MB search rate • • 	40 DIP
Z-80 SIO/0 Z-80 SIO/1 Z-80 SIO/2	LH-0084 OH-0085 LH-0086	Serial I/O Controller	<ul style="list-style-type: none"> • Two full duplex channels • Asynchronous operation • Binary synchronous operation • HDLC IBM SDLC Mode • 0 ~ 550k bits/Sec • • 	40 DIP
Z-80A SIO/0 Z-80A SIO/1 Z-80A SIO/2	LH-0084A LH-0085A LH-0086A			

Vcc (V): +5

• Z-80: clock frequency 2.5MHz Z-80A: clock frequency 4MHz

SHARP CORPORATION
International Division
Electronic Components Export Sales Department
22-22, Nagaike-cho, Abeno-ku, Osaka 545, JAPAN
Phone: (06) 621-1221 Cable: LABOMET OSAKA
Telex: J63428 Attn: OSKPA (LABOMET A-D)

U.S.A. : SHARP ELECTRONICS CORPORATION
10 Keystone Place, Paramus, New Jersey 07652
Tel: (201) 265-5600 For further information, write to: Mr. N. Yagi

EUROPE: SHARP ELECTRONICS (EUROPE) GMBH
Sonninstraße 3, 2000 Hamburg 1, F.R. Germany
Tel: (040) 28511 Attention: Mr. H. Asano

10 to 50 MHz oscilloscopes with more

performance
and reliability
than you
ever thought
possible.



It's easy to see why LEADER oscilloscopes are now specified more than ever. More performance and quality for less cost... with immediate deliveries from over 100 stocking distributors. They also come with the best two-year warranty in the industry... backed by efficient factory service depots on the East and West Coasts.

A full-range of reliable, medium bandwidth oscilloscopes.

LEADER's oscilloscope line includes 11 models, single and dual trace versions, for bench or field use. All models offer comprehensive triggering controls, TTL compatible Z-axis modulation, front panel trace alignment control and convenient, color-keyed front panel layout. Probes are furnished with every oscilloscope and options include probe pouches, carrying cases, front panel covers and rack mounting adapters.

30 MHz delayed sweep - \$1,530.

LBO-515B is a compact, precision oscilloscope at a moderate price. Using a PDA 4-inch CRT with parallax-free internal graticule, it features 5 mV sensitivity and delayed sweep for viewing and measuring complex waveforms. Also has 120 ns signal delay, trigger hold-off and x-y operation at full sensitivity.

30 MHz with signal delay - \$1,100.

LBO-520 combines a 11.7 ns rise time with 5 mV sensitivity and 120 ns signal delay. For Product Literature circle 153

The surprising leader.

delay lines. Has single shot triggering, X10 sweep magnifier and bright, sharp PDA CRT. Triggers to 50 MHz.

20 MHz dual and single trace - \$835., \$610.

LBO-508A and LBO-507A give you versatility at low cost. Rise time is 17.5 ns with 1 MΩ (35 pFd) input impedance. Automatic or external triggering, X5 sweep magnifier, 10 mV/cm sensitivity and add/subtract modes.



Oscilloscopes, frequency counters, function generators, video and audio instruments... a LEADER instrument for almost every need.

10 MHz with 1 mV sensitivity - \$645.

LBO-514 has both vertical and horizontal X5 magnifiers. Sensitivity is from 1 mV/cm to 10 V/cm. Sweep speeds from 0.2 s/cm to 0.1 μs/cm. Auto or normal triggering. Z-axis modulation. (Single trace version, LBO-513, \$495.)

20 MHz battery/ac portable - \$950.

LBO-308S provides lab performance and high reliability in field service applications. Sensitivity is 2 mV with a complete set of triggering controls and 18 sweep ranges to 0.1 μs/div. with X5 magnifier. Compact, lightweight with 3-inch rectangular, internal graticule CRT. (Optional 2 hour internal battery pack is recharged during ac operation, \$75.00.)

Two-year warranty. Evaluation units.

A history of high reliability permits LEADER to provide a generous 2-year warranty... backed by factory service depots on the East and West Coasts. A free, trial use of LEADER instruments

is available to all qualified companies.

Call toll-free (800) 645-5104 to request:

- an evaluation unit
- our 40-page catalog
- the name of your nearest "Select" distributor
- additional information

When Quality Counts

LEADER
Instruments Corporation

380 Oser Avenue
Hauppauge, N.Y. 11787 (516) 231-6900
Regional Offices:
Chicago, Los Angeles, Dallas.

For Product Demonstration circle 229

Semiconductors **GPIB chip set completed**

Transceiver plus two earlier Intel chips constitute a complete IEEE-488 interface

The 8293 general-purpose interface bus (GPIB) transceiver joins the recently announced 8291A talker/listener chip [*Electronics*, March 13, 1980, p. 44] and the 8292 controller chip from Intel Corp. to complete a three-chip set that provides an entire IEEE-488 interface. In the 8293, the manufacturer is using HMOS-II technology; it has four programmable modes that reconfigure its internal circuitry, permitting it to function both in talker/listener and talker/listener/controller environments.

Previous implementations of an IEEE-488-1978 interface have required up to 40 TTL integrated circuits, plus passive components such as resistor networks. No auxiliary components are needed with the new three-chip set, however, because bus terminations and hysteresis characteristics required by the standard are built into the transceiver.

Each 8293 chip contains nine line-drivers (transmitters) and nine receivers. In addition to taking care of bus terminations and hysteresis requirements, the 8293 has power-up and power-down protection, so that the GPIB bus is not disturbed by power transitions.

Each driver can sink 48 mA and drive high-capacitance loads at high speed. At 30 pF it can provide a throughput time of 35 ns, whereas at an IEEE-488 worst-case of 4,500 pF it provides bipolar throughput times in the 200-ns range. It can be configured as an open-collector or a three-state driver, depending on the operation requirements of the programmed mode.

The use of HMOS II technology allows a significant reduction in

power-dissipation levels. Two 8293 transceivers, for example, will dissipate 0.75 W to perform functions that would ordinarily require up to 9 TTL devices dissipating a total of 3.5 W.

The 8293 represents Intel's first use of HMOS II technology to achieve high drive currents rather than high functional density. Notes Mark Olson, product marketing manager for peripheral products, "The technologically interesting part of the 8293 is that, for this application, we have proved that MOS technology is as good as bipolar—not just in speed, but in drive currents as well."

The 8293 operates on a single 5-V power supply, with a typical supply current of from 75 to 100 mA. Its bus power-down leakage current is less than 10 μ A. In the plastic package, the 8293 is priced at \$11.50 in quantities of 100. Samples of the part are available now and production quantities are planned for the end of the second quarter.

Intel Corp., 3065 Bowers Ave., Santa Clara, Calif. 95051. Phone (408) 987-8080 [411]

Buffer FIFO operates at 15-MHz data rate


Designed for use as a buffer in real-time digital signal-processing applications, this first-in, first-out integrated circuit is guaranteed to operate at a data rate of 15 MHz, 50% faster than an earlier 10-MHz MMI FIFO device. The 67401A serial memory can be used for digital television, as a communication buffer, and as a high-speed disk controller.

The FIFO is used to assemble incoming data in a word-serial buffer to be read out later in the order written, but at a different rate. The bipolar device operates in synchronous as well as asynchronous modes and has TTL inputs and outputs. Organized as 64-by-4-bits, the commercial version of the device sells for \$38 in quantities of 100 and up. Delivery is from stock.

Monolithic Memories, 1165 E. Arques Ave., Sunnyvale, Calif. 94086. Phone Ray Gouldsberry at (408) 739-3535 [413]

CRT controller interfaces to computers or stands alone

A CRT controller that handles all the functions required for a 16-line-by-64-character video display easily interfaces with any computer or microprocessor and can serve as a stand-alone video processor. The CRT 96364A generates a 50-Hz vertical sync and the 96364B generates



a 60-Hz vertical sync. Both devices require only a 5-V power supply at less than 100 mA and incorporate a proprietary n-channel silicon gate technology. Contained in a 28-pin dual in-line package, the controllers are priced at each in single-piece quantities.

Standard Microsystems Corp., 35 Marcus Blvd., Hauppauge, N. Y. 11787. Phone (516) 273-3100 [414]

8-kilobyte RAM has 300- and 500-ns access times

Suited for microprocessor applications, the 8-kilobyte static random-access memory comes in a 24-pin Cerdip package and is pin-compatible with the 2708 erasable-programmable read-only memory. Organized as 1,024 by 8 bits, the 8118 is available with access times of either 300 or 500 ns. The device can be connected to a data bus through its common input/output pins, is TTL-compatible on all its inputs and outputs, and operates from a 5-V power supply. It dissipates less than 60 mW in

SYSTEM 19 NOW PROGRAMS MORE THAN 200 DIFFERENT PROMS WITH ONLY ONE SOFTWARE SELECTABLE MODULE.



Our new System 19/UniPak lets you program most MOS and bipolar PROM'S from AMD, Fairchild, Harris, Intel, MMI, Motorola, National, Raytheon, Signetics and Texas Instruments. UniPak's software assembles the programming algorithm and selects the correct socket for 16, 18, 20, 24 and 28-pin PROMS.


System 19/UniPak gives you design and purchasing freedom. This means you can select the best PROM for each application, and you can second-source for the best price and availability.

Semi-house approvals and easy calibration help maintain higher device yields. UniPak has earned written approval from device manufacturers. And easy calibration lets you keep performance within PROM manufacturers' specifications.

UniPak algorithms shorten programming time enhancing System 19's use as a production tool. UniPak is the first module to use a newly developed algorithm which makes it possible to program a 64K EPROM in less than half the time it takes to program a 16K EPROM using standard methods.

And the System 19/UniPak is easy to operate, with a minimum of operator training.

New System 19 concept is open ended to keep it state of the art. The System 19 is designed around a standard main frame and plug-in modules.



Modules available now include the UniPak, a gang programming pak for MOS devices, and a series of programming paks for logic devices and individual PROM families.

23 communication formats including six for development systems.

Development systems, computers, teletypes and CRT terminals interface easily with the System 19. The System 19 accepts micro-processor instruction codes from Motorola, Intel, Tektronix, Fairchild, FutureData and other development systems without intermediary equipment.

Let us show you the future.

The new Data I/O System 19/UniPak is available now. To make arrangements for a demonstration or to get your free copy of this valuable 32-page book, circle reader service number or contact Data I/O, P.O. Box 308, Issaquah, WA 98027. Phone 206/455-3990 or TOLL FREE: 800/426-9016.



DATA I/O

Circle 231 on reader service card

CAMBION'S INVERTED SOCKETS

Cambion offers low profile plus inverted, or upside-down, contact easier to hit. Great No more damaged IC many companion your IC packaging design or purchasing plans. Get the whole story from our Catalog 121 and get evaluation samples from Your Cambion Connection at over 100 distributor locations! 445 Concord Ave., Cambridge, MA 02238, Tel: (617) 491-5400, Telex: 92-1480, TWX: (710) 320-6399.




CAMBION
The Right Connection.

Circle 232 on reader service card
Visit Cambion at Electro '80 Booth #2028

New products

the disabled mode and less than 270 mW in the enabled mode.

In 100s, the 300-ns device sells for \$31.20, and the 500-ns unit costs



\$30. Delivery is from stock.

GTE, Corporate Communications Department, One Stamford Forum, Stamford, Conn. 06904. Phone Roy C. Evans at (602) 968-4431 [415]

ICs allow phase control
between 0° and 180°C


A series of integrated circuits is designed to control industrial power circuits such as electric motors, light dimmers, and heaters. The family includes four phase control ICs: the UAA145B, UAA146B, U111B, and TEA1007, as well as U106BS and U217B zero-crossing switches. According to the company, these ICs will help conserve energy.

The UAA145B and UAA146B allow phase control over the temperature range from 0° to 180°C with separate outputs for the positive and negative half cycle of the sync signal. Both of them can be powered from the line supply. The U111B incorporates a thermally stable reference source on chip and an extra operational amplifier for user-defined applications; the TEA1007 is a scaled down version of the U111B.

The U111B comes in a 14-pin dual in-line plastic package; the TEA1007 comes in an 8-pin DIP; and the UAA145B and UAA146B are housed in 16-pin packages. In quantities of 1,000 units, the 145B and 146B sell for \$3.75 each. The 111B sells for \$2.50 each and the 1007

PHI-DECK® Cassette Transports

• Fully remote controllable • Four-motor design • Cast chassis



New Phi-Deck Electronics

- Motion Control ... Minimum complexity, Maximum performance.
- Digital ... Read/Write and Motion Control on one board. Recording density to 1600 FRPI.
- Analog ... Two channel Record/Play and Motion Control on one board.

Write or call for information on our specially priced Design Kits and OEM Modules featuring PHI-DECK electronics.

4605 N. Stiles P.O. Box 18209 (405) 521-9000
Oklahoma City, OK 73154 TWX: 910-831-3286



Our new, dual-channel Model 619 electrometer/multimeter offers you electrometer sensitivity, multimeter ease, systems capabilities and will not interfere with system level decisions. Unless you want it to.

The 619 is loaded with real-world features which make it as flexible as your imagination. It will correct for internal voltage offsets, store up to 50 readings for examination later at the convenience of the system, define a baseline allowing you to read either absolute values or deviations from the baseline—all automatically.

Optional dual-channel capability gives you two instruments for the price of one. Ratio. Difference. Capability for charge or logarithmic current measurement. Speeds up to 18ms/conversion. 4½ or 5½ digit resolution. On the bench or on the IEEE-488 bus.

As an electrometer. As a systems multimeter. As a picoammeter. As a current source.

It lets you decide what it should or shouldn't do. From its status-at-a-glance annunciators to its programmable trigger modes, every detail of the 619 was painstakingly thought through to give you, the user, full command of the instrument and your application. Sensitivity. Adaptability. Ease of use. Value. If ever there was an example of Keithley's user-oriented, price/performance design philosophy, it's the 619. It's as much or as little as you need, whenever and however you need it.

Contact your Keithley representative. He'll be happy to show you how the 619 does exactly what you expect a sophisticated measurement instrument to do—and not do.

KEITHLEY

Keithley Instruments, Inc.

28775 Aurora Road/Cleveland, Ohio 44139/(216) 248-0400/Telex: 98-5469

Keithley Instruments, GmbH

Heiglhofstrasse 5/D-8000 München 70/(089) 714-40-65/Telex: (841) 5212160

Keithley Instruments Ltd.

1, Boulton Road/GB-Reading, Berkshire RG2 ONL/(0734) 86-12-87/Telex: (851) 847047


Keithley Instruments, SARL

44, Rue Anatole France/F-91121 Palaiseau Cedex/(01) 014-22-06/Telex: (842) 204188

Circle 233 on reader service card



DID YOU KNOW?



PERMAG STOCKS LINEAR FERRITES!

- E & I Cores
- Pot Cores
- Toroids, Baluns, Beads, Cross Cores and more.

When you need linear ferrites—
PERMAG HAS THE ANSWER!

In stock. Off-the-shelf. 24-hour delivery. Gapping. Fabricating. Special grinding. Each of our 9 modern plants is stocked, staffed and equipped to solve your every ferrite problem.

Ask for new catalog.

ALL ACROSS THE COUNTRY

NEW YORK • BOSTON • ATLANTA • TOLEDO
 CHICAGO • DALLAS • LOS ANGELES • SAN FRANCISCO
 MINNEAPOLIS/ST. PAUL

"In the magnetic field, PERMAG is No. 1"



Consult Yellow Pages for address & phone number of PERMAG near you

Circle 234 on reader service card

See us at Electro '80 Booth 2528

New products

sells for \$1.65 per unit.

AEG-Telefunken Corp., Route 22-Orr Dr.,
 P. O. Box 3800, Somerville, N. J. 08876.
 Phone (201) 722-9800 [416]

Octal bus transceivers have 15-ns propagation speed

The models MD74C245A and MD54C245A circuits are octal bus transceivers designed for two-way, high-data-rate, asynchronous bus applications. Both devices have a propagation speed of 15 ns, a typical quiescent power dissipation of $5 \mu\text{W}$, and a typical operating power of $50 \mu\text{W}$. The devices operate over the voltage range from 3 to 6.5 kv. Prices vary with specification. The model MD74C245AE, for example, sells for \$3.50 each in 100 units and for \$2.60 in 1,000 units. Delivery is from stock.

Mitel Semiconductors, P. O. Box 13089,
 Kanata, Ottawa, Ontario, Canada. Phone
 (613) 592-2122 [417]

HEXFETs have turn-on time of 55 ns

Having a turn-on time of 55 ns, the IRF line of HEX field-effect transistors are encased in both TO-3 and TO-20 packages. Based on a chip measuring 90 by 138 mils, the medium-current devices need only the drive current to charge an input capacitance of 450 pF. The transistors are designed for such applications as switching power supplies, motor controls, inverters, choppers, audio amplifiers, and high-energy pulse circuits.

In quantities of 1 to 9, the IRF120 sells for \$10.80, the IRF220 for \$13.20, and the IRF320 for \$16.80, all in TO-3 packages. In the same quantities, the IRF520 is \$9, the IRF620 is \$10.90, and the IRF720 is \$15. Samples are available from stock, with production quantities delivered in four to eight weeks.

International Rectifier Corp., Semiconductor Division, 233 Kansas St., El Segundo, Calif. 90245. Phone (213) 772-2000 [418]



AN ASSOCIATED WALK-IN ROOM WITH EVERYTHING MEANS YOU DON'T HAVE TO SACRIFICE ANYTHING

ASSOCIATED quality controlled walk-in rooms come fully equipped with everything you need to perform total environmental simulations. Standard sizes, low cost; temperature ranges from -73°C to $+85^{\circ}\text{C}$ (-100°F to $+185^{\circ}\text{F}$); humidity ranges from 10% to 95% RH; modular construction; solid state instrumentation. For your other testing requirements, ASSOCIATED manufactures these reliable environmental systems:

- AGREE Chambers
- Altitude/Temperature Chambers
- Bench Top Humidity Chambers
- Burn-in-Ovens
- Chambers for Tensile Testers
- Chest Type Chambers
- Component Test Chambers
- Liquid CO_2/N_2 Cooled Chambers
- Mechanical Refrigeration Chambers
- Portable Air Conditioning Chambers
- Salt Spray Chambers
- Temperature/Humidity Chambers
- Thermal Shock Chambers

ASSOCIATED ENVIRONMENTAL SYSTEMS
 Subsidiary of Walter Kidde & Company, Inc.
KIDDE
 360 Merrimack Street • Lawrence, MA 01842 • (617) 683-9501 • TWX: 710-342-0765

Circle 135 on reader service card

Solid State Scientific

Custom LSI



Custom



Name _____
Title _____
Address _____
Phone _____ Ext. _____
My Application is _____
Preferred Technology _____
EI 4/24 Custom

Custom ICs can save you money.

98% of our customers save money with our custom MOS/LSI circuits. That's why they come to us. They save with higher reliability, reduced labor and materials costs, reduced problems at the board and system level, fewer parts and lower warranty costs. If you want savings like this—give us a call.

Our track record is proven. Whether your application requires long battery life, high packing density, high noise immunity or high speed, our design/production team can fill that need. We produce on time—within budget. And you will not have to muddle in big company bureaucracy. You talk to the design engineers at every stage of production. With our tight, independent quality assurance program, we build in reliability everytime—and deliver it on time.

Want to know more? Send in the above coupon to Solid State Scientific, Montgomeryville, PA 18936, or call 215-855-8400, ext. 274.



Solid State Scientific

Circle 235 on reader service card


GEE WHIZ!! OSCILLOSCOPES!

- 2.9" H x 6.4" W x 8.0" D.
- Low, low prices.
- 15- & 30-MHz bandwidth.
- Weight: 3 lbs.
- Battery or line operated.
- Single- or dual-trace models.



MS-15 \$349.80
15 MHz — Single-Trace

- External & internal trigger.
 - Line synchronization mode.
 - Power usage—<15 W.
 - Battery or line operation.
 - 2.9" H x 6.4" W x 8.0" D.
- Circle 117 on reader service card



MS-215 \$465.45
15 MHz — Dual-Trace

- External & internal trigger.
 - Line synchronization mode.
 - Power usage—<15 W.
 - Battery or line operation.
 - 2.9" H x 6.4" W x 8.0" D.
- Circle 118 on reader service card



MS-230 \$598.15
30 MHz — Dual-Trace

- External & internal trigger.
 - Line synchronization mode.
 - Power usage—<40 W.
 - Battery or line operation.
 - 2.9" H x 6.4" W x 8.6" D.
- Circle 236 on reader service card

NLS products are available from Nationwide Electronic Distributors.
Send for our brochure today!



Non-Linear Systems, Inc.

Originator of the digital voltmeter.

Box N, Del Mar, California 92014 Telephone (714) 755-1134

THE CASE FOR CAMBION CAGE JACKS!



As a component-mounting connector, our miniature closed-entry *Cage Jack* provides the circuit design engineer with unprecedented flexibility. Cambion originated the cage jack over a decade ago but a lot of people still don't know about its many applications. Our case is made in a useful catalog. Get it and cage jack evaluation samples from Your Cambion Connection at over 100 distributor locations! Cambridge Thermionic Corporation, 445 Concord Avenue, Cambridge, Massachusetts 02238, Tel: (617) 491-5400, Telex: 92-1480, TWX: (710) 320-6399.



CAMBION
The Right Connection.

MORE POWER TO YOU.



THE IT200™ TEST SYSTEM FROM MCT.

Power. Capability. Accuracy. That's what you'll get from the MCT IT200™ digital IC test system. In fact, the IT200 has the power to test more kinds of ICs more accurately than any other "bench-top" tester.

If you test a variety of IC types...TTL, CMOS, ECL, and others...the IT200 is right for you. 48-pin testing capability plus total programming flexibility allows the IT200 to keep pace with your growth.

The IT200 has the accuracy you need for complete testing and thorough failure analysis. That translates to fewer component failures and higher quality levels

in your end product.

When you specify the MCT IT200 you can be assured you're specifying equipment that's been proven by performance over many years. And you can be assured of the most comprehensive support in the industry.

Before you specify any other IC test system, you owe it to yourself to find out more about the IT200. Write MCT or call us collect at (612) 482-5170. We'll send a brochure that'll show you how to get more testing capability for your money.


MCT

Micro Component Technology, Inc.

P.O. Box 43013, St. Paul, Minn. 55164

Circle 237 on reader service card

300 NANOSECOND VOLTAGE DAC



True 12-Bit D To A Conversion

... is achieved by combining our 4065 current DAC and our 1430 fet operational amplifier. The result is a 12-bit hybrid voltage DAC system with a voltage settling of under 300 nsec to 0.01%. In addition, these units offer operation from -55°C to $+125^{\circ}\text{C}$ and the high reliability that is inherent in MIL-STD-883 screening.

For more information or special OEM pricing, contact Ted Serafin, Product Marketing Manager.



DATA CONVERTERS, V/F/V CONVERTERS, LINEARS, NONLINEARS, POWER SUPPLIES

Allied Drive at Route 128, Dedham, Massachusetts 02026

Tel: (617) 329-1600 TWX: (710) 348-6726 Telex: 92-4439

Circle 238 on reader service card

What Do A Harlequin Great Dane and **ALNICO 9** Have In Common?



Many important things like power, stability, dependability and proven performance.

Specifically, Alnico 9 is recognized as the highest energy product available from any known metallic alloy. It also offers the lowest thermal coefficient of any permanent magnet material and can be magnetized and calibrated in finished products with relative ease. In many applications it provides the highest magnetic performance per unit cost of any magnetic material available.

Size-wise, Alnico 9 ranges from fractions of an ounce to pounds. It's ready for use on short delivery cycles and there's no pattern charge for any order.

Add to all of this Thomas & Skinner's reputation for quality and service plus engineering consultation when you need it for special applications and you have a combination that's hard to beat in today's market place.

Why gamble with new materials when the attributes of Alnico 9 are tried, tested and true ... produced by the first and largest manufacturer of Alnico 9 in the world?




Thomas & Skinner, Inc.

1120 EAST 23rd, ST., INDIANAPOLIS, INDIANA 46205

MAIL P.O. BOX 150B, ZIP 46206 • 317/923-2501 • TELEX 27-335

238 Circle 137 on reader service card

Electronics / April 24, 1980



THE HOLE TRUTH

New GE Engineered FR-4. An advanced laminate designed to reduce drilling abrasion, improve thru-hole quality, and lower processing costs.

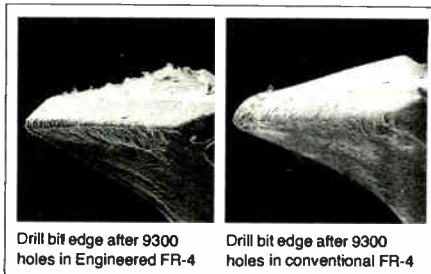
Now there's a PC board laminate with even better processing qualities than conventional FR-4. It's the new *Engineered FR-4* epoxy-woven glass laminate from General Electric.

You can process Engineered FR-4 in exactly the same way as conventional FR-4, and tests by PC manufacturers have shown that you can enjoy improved yields and substantial productivity benefits.

The key to these benefits is a GE discovery: an exclusive epoxy adhesion promoter that greatly enhances the 3-D bonding of the epoxy resin to itself, and to the woven glass layers. The resulting uniform matrix gives the laminate much greater integrity than possible before.

As a result you can expect greater thermal shock resistance and reduced tendency toward delamination during processing. But the

opportunity for cost reduction is greatest in the drilling and plating-thru operations. Less abrasion encountered during drilling means reduced heat generation and longer drill life. This is illustrated in the 260X photomicrographs below. Note differences in tip sharpness and wear.



Drill bit edge after 9300 holes in Engineered FR-4

Drill bit edge after 9300 holes in conventional FR-4

Because there is less drilling abrasion and less heat generated, the quality of thru-holes is greatly improved. With Engineered FR-4, there is less resin smear, rifling, void

formation; and fewer torn glass bundles. This in turn provides a superior, more uniform surface for electroless copper plating.

New Engineered FR-4 is the first of a series of technology-oriented PC laminates designed to keep you ahead of today's application requirements. And it's now being produced at our high-capacity plant at Coshocton, Ohio. The unique GE Laminate Technical Center is located there, too, with sophisticated R&D instrumentation devoted to solving your PC processing problems.

See the hole truth for yourself. Contact us for a detailed brochure, and to arrange a trial run of new Engineered FR-4 at your facility. General Electric Company, Laminated and Insulating Materials Business Department, Box EL-4, Coshocton, Ohio 43812.

GE LAMINATES: THE DIFFERENCE IS TECHNOLOGY

GENERAL  **ELECTRIC**

New products

Instruments

LRC bridge has built-in CRT

Bridge measures 11 traits at 3,000 frequencies from 20 Hz to 20 kHz

As microprocessor operating speeds go up, as resolution increases in analog-to-digital and digital-to-analog converters, and as op amps get more precise, designers call for passive components that meet more stringent specifications. The test equipment industry, in turn, is being pushed to produce instruments that provide both greater accuracy and an expanded menu of test conditions.

Perhaps the first to address this need is Electro Scientific Industries Inc. of Portland, Ore., which is about to take the wraps off a new inductance-resistance-capacitance (LRC) bridge. The bridge's built-in cathode-ray tube gives it the flexibility it needs to allow test-condition specifications that closely emulate operating environments.

Designated the model 2100, the LRC bridge is capable of measuring

11 impedance characteristics in series or parallel modes at 3,000 discrete frequencies, selectable from 20 Hz to 20 kHz. The number of selectable frequencies is more than an order of magnitude greater than it is in currently available instruments, and the low-frequency response has been extended. Most of the additional frequencies were put at the lower end of the spectrum, "where the need for precision impedance testing is most critical," points out Jim Currier, ESI's product marketing manager for instruments.

Controlled by a Z80 8-bit microprocessor, the 2100 is to be introduced at next month's Electro exhibition in Boston. Its test voltages are selectable up to 1 V rms, and test currents can be varied up to 75 mA. In addition, the instrument has external bias capability and provides accuracies ranging from 0.1% to 0.02%, depending on the measurement mode.

The front panel of the 2100 features a 32-key interactive keyboard and the 5-in. CRT that displays two 5½-digit values of such parameters as inductance, resistance, capacitance, dissipation factor, conductance, impedance, and admittance, among others. Also on the display is the complete system status, including test level, test frequency, series



Grayhill Switches and Keyboards are distributed by

ALABAMA
Huntsville—Powell Electronics

ARIZONA
Phoenix—Kachina Electronic Distr.
Tucson—Inland Electronic Supply

ARKANSAS
Little Rock—Carlton-Bates

CALIFORNIA
Los Angeles—Electric Switches
Fisher/Brownell
Riverside—Electronic Supply
San Diego—Fisher/Brownell
Richey Electronics
Santa Clara—Fisher/Brownell
Sunnyvale—Powell Electronics
Sun Valley—Richey Electronics

COLORADO
Denver—Electronic Parts
Newark Electronics

CONNECTICUT
Bethel—Heiland Electronics
Greenwich—Wise Components
Wallingford—Midan Electronics

FLORIDA
Miami Springs—Powell Electronics
Oakland Park—Peerless Radio
Orlando—Hammond Electronics

ILLINOIS
Addison—LCOMP-Chicago
Chicago—Newark Electronics
Elgin—Allied Electronics
Eik Grove Village—Pioneer/Chicago
Northbrook—Classic Components Supply
Peoria—Klaus Radio

INDIANA
Evansville—Hutch & Son
Ft. Wayne—Ft. Wayne Electronics Supply
Indianapolis—Graham Electronics
Ra-Dis-Co
South Bend—Radio Distributing

IOWA
Cedar Rapids—Deeco

KANSAS
Wichita—Radio Supply

MARYLAND
Beltsville—Powell Electronics
Gaithersburg—Pioneer/Washington
Rockville—Capitol Radio Wholesalers

MASSACHUSETTS
Dedham—Gerber Electronics
Hingham—Sager Electric Supply
North Adams—Electronic Supply Center
Worcester—R. M. Electronics

MICHIGAN
Livonia—Pioneer/Michigan
R. S. Electronics
Oak Park—Newark Detroit Electronics
St. Claire Shores—Spemco

MINNESOTA
Minneapolis—Newark Electronics
St. Paul—Gopher Electronics

MISSISSIPPI
Jackson—Ellington Electronic Supply

MISSOURI
Kansas City—LCOMP-Kansas City
Maryland Heights—LCOMP-St. Louis
St. Louis—Olive Indust. Electronics

NEBRASKA
Lincoln—Scott Electronic Supply

NEW HAMPSHIRE
Hudson—Heiland Electronics

NEW JERSEY
East Hanover—State Electronics Parts Corp
Springfield—Federated Purchaser

NEW MEXICO
Albuquerque—International Electronics
Walker Radio Company

NEW YORK
Binghamton—ASI Electronics
Bohemia—Car-Lac Electronic Industrial Sales
Buffalo—Summit Distributors
Farmingdale—Arrow Electronics
Lynbrook—Peerless Radio
Rochester—Symcona Electronics
Vestal—Harvey/Federal Electronics

NORTH CAROLINA
Greensboro—Hammond Electronics
Pioneer Carolina
Raleigh—Southeastern Radio Supply

OHIO
Cincinnati—Hughes-Peters
URI Electronics
Cleveland—Pioneer/Cleveland
Columbus—Hughes-Peters
Dayton—ESCO Electronics
Pioneer/Dayton

OKLAHOMA
Oklahoma City—Electro Enterprises
Tulsa—Oil Capitol Electronics

OREGON
Portland—United Radio Supply

PENNSYLVANIA
Erie—Mace Electronics
Harrisburg—Cumberland Electronics
Philadelphia—Almo Electronics
Herbach & Rademan
Powell Electronics
Pittsburgh—Cam/RPC
Pioneer/Pittsburgh
Reading—George D. Barbey

RHODE ISLAND
Warwick—W. H. Edwards

SOUTH CAROLINA
Columbia—Dixie Electronics
Greenville—Hammond Electronics

TENNESSEE
Nashville—Electra Distributing

TEXAS
Dallas—Sotid State Electronics
TI Supply
El Paso—International Electronics
Fort Worth—Allied Electronics
Houston—Harrison Equipment
Kent Electronics
Stafford—Southwest Electronics


UTAH
Salt Lake City—Standard Supply

VIRGINIA
Richmond—Sterling Electronics

WASHINGTON
Seattle—Interface Electronics

WISCONSIN
Milwaukee—Marsh Electronics

Grayhill totally sealed DIP switches better than ever better than others



Total sealing

Each Grayhill SPST Rocker DIP Switch is now potted as part of the assembly process, to provide a more professional and economical bottom seal, with maximum seal integrity. Flux entry during wave soldering is totally prevented; contamination is eliminated; reliability is enhanced; and prices are unchanged... there is no cost premium for this important new feature. Grayhill also offers 3 topside sealing options, for raised or recessed rockers—a tape seal, applied at Grayhill; cards of tape seals, for your application; or re-usable protective covers. Whichever you choose, you get complete freedom during PC Board cleaning.

Exceptional reliability

All Grayhill DIP Switches incorporate our exclusive spring-loaded, sliding ball contact system. This highly reliable contact system provides positive wiping action, immunity to normal shock and vibration, and exceptional 50,000 cycle life.

Wide ranging choice

Grayhill Sealed Base Rocker DIP Switches are available SPST, from 2 to 10 rockers, with raised or recessed rockers. Grayhill also provides the Piano DIP™ SPST side-actuated DIP Switch, sealed; the Toggle-DIP (SPDT or DPDT) for front panels, plus SPDT or DPDT back panel programming DIP Switches.

Off-the-shelf distributor availability

Procurement made simple—call Grayhill or your local distributor, for off-the-shelf delivery of most types. Only Grayhill offers you this purchasing convenience!

*Make sure you have your copy of the most recent
DIP Switch Catalog... free on request.*

Grayhill ...the Difference Between Excellent and Adequate.

561 Hillgrove Avenue • LaGrange, IL 60525 • (312) 354-1040

Order the professional's choice.

UCSD Pascal.TM

The Pascal everyone is talking about is UCSD Pascal... with over 10,000 users and growing. The fully developed Pascal is available with support from a professional software company. Implemented on most major microprocessors.

Not just another compiler, but complete development software — from operating system to screen-oriented editor. Language extensions for systems development and commercial applications programming.

Program portability that allows programs written on one microcomputer to run without recompilation on different microcomputers. This protects your software investment... without restricting your hardware options.

If you have CP/M,[®] visit your local computer store or order below. System supplied on single-density, soft-sectored, 8" floppy disks and requires 48K of contiguous RAM. For other systems call us or write for more information. Telephone orders accepted with Master Charge or VISA.

SOFTech
MICROSYSTEMS
A SUBSIDIARY OF SOFTECH

9494 Black Mountain Road • San Diego • CA • 92126
TEL: (714) 578-6105 • TWX: 910-335-1594

CP/M is a registered trademark of Digital Research Corporation. LSI-11 is a trademark of Digital Equipment Corporation. UCSD Pascal is a trademark of the Regents of the University of California.

- Yes! Rush me a complete UCSD Pascal system for my CP/M[®] based microcomputer. A check or money order for \$300.00 is enclosed. I have a _____ computer.
- Send me more information about UCSD Pascal. Versions are available for systems using the following microprocessors: LSI-11,TM 6502, 6800, 6809, 9900, Z80 and 8080/8085.
- Send me only the complete set of documentation for UCSD Pascal. A check or money order for \$37.00 is enclosed.
- Send distributor information.

Name _____
Company _____
Address _____
City _____
State/Zip _____
M/C or VISA # _____ Exp. Date _____

Mass. and Calif. residents enclose applicable sales tax.

E 4/24

New products


or parallel mode, and programmable settling and integration times.

According to Carrier, "having a built-in CRT with almost unlimited presentation of either test conditions or test data means being able to satisfy divergent needs—from providing operating simplicity at incoming inspection to affording access to obscure component traits." As an example of the 2100's flexibility, he notes that the instrument can be programmed to display pass-fail or sorting information for up to 20 bands for reactive measurement, plus one for loss rejection. At the same time it keeps track of the number of parts being sorted into each band.

Typically, when an application demands the translation of raw data into statistical profiles from lot samplings, for example, an IEEE-488 interface can, with a few hours of programming, provide such an output to a controller and calculator and to a printer, Carrier notes. The need for this kind of component analysis, he adds, prompted the development of another version, the model 2110, that adds mass storage, lot sampling, and data massaging capabilities via a cassette reader-recorder and optional software packages. These field-installable software modules, to be available in the fall, will be created to meet the demands of specific applications. Options will provide the derivation of temperature coefficients, hard copy histograms, and standard deviations, eliminating some data reduction presently done by hand.

The modular design of the 2100 and 2110 (also to be introduced at Electro) allows for removal and exchange of the power supply, CRT circuitry, and measurement system, and provides for field-installable options such as dual RS-232-C, IEEE-488, and parts-handler interfaces, as well as the addition of non-volatile memory. Priced at approximately \$4,200 and \$4,900, respectively, the 2100 and 2110 are both slated to be available in quantity this September.

Electro-Scientific Industries Inc., 13900 N. W. Science Park Dr., Portland, Ore. 97229. Phone (503) 641-4141 [351]



Custom assemblies

Economical custom connectors

DIP plugs and sockets

IDC receptacles

PCB transitions

Protected and unprotected pin headers

Card-edge connectors

Put an end to it all.

IDC mass termination never had it so good, because now you can get all the connectors you need from a single source.

And, if we don't have the standard IDC connector you need to solve your mass termination problem, we'll invent one that will.

We'll take total responsibility for all your interconnect needs from jumpers and flat cables to IDC connectors and ready-to-go custom and standard planar assemblies, so check us out. You'll quickly see why so many happy endings begin


See us at Electro 80 booths 1130/1132

with a call to us.

For the name and number of our nearest distributor or rep, write Spectra-Strip, an Eltra Company, 7100 Lampson Avenue, Garden Grove, CA 92642. Or call (714) 892-3361 today.



When you're down to the wire



DELEVAN

DEPENDABILITY DOESN'T COST

There's a lot more than meets the eye in Delevan's lineup of miniature RF inductors and transformers. Like the unmatched dependability built into each component. Thanks to a lot of things that go on at the factory. Hard-nosed quality controls . . . complete material analysis . . . advanced in-plant environmental testing . . . automated techniques for winding, soldering and molding . . . and conscientious people who take pride in true "no-fault" production. And of course, the dependable delivery and service you always get from Delevan.

IT PAYS

Remember . . . the proven reliability of these superior made-in-U.S.A. inductive devices means greater reliability for the products and assemblies *made from them*. Sure, you can save a few pennies by using cheaper components. But this could be expensive in terms of premature failure of the finished product. When your company's reputation is on the line, you can't afford *not to use* Delevan components. Their premium performance more than justifies their use . . . because Delevan dependability pays for itself. Why not prove it to *yourself!*

Delevan
Division



AMERICAN
PRECISION
INDUSTRIES INC.

270 QUAKER RD./EAST AURORA, N.Y. 14052
TELEPHONE 716/652-3600 TELEX 091-293
OTHER DIVISIONS INCLUDE: BASCO, DUSTEX, AMERICAN
PRECISION INDUSTRIES (U.K.) LTD., DUSTEX OF CANADA INC.

New products

Thermal-array recorder prints grids and traces

The TA 600 analog graphic recorder offers thermal-array writing and an optional dedicated microprocessor for remote control of basic recorder functions. The unit can record both slow-changing process data and high-speed telephone switching transients.

By using a newly developed fixed-linear-array thermal head, the TA 600 does away with pens that may cause overshooting and hysteresis problems. Grids are selected and printed along with the traces, so plain thermal paper can be used on this machine. The unit can handle up to 32 overlapping channels and has space for four dual-channel signal conditioners.

System accuracy and linearity are both to within $\pm 0.2\%$ of full scale, with a resolution of 512 thermal styli spaced at 100/in. The sine-wave bandwidth is 100 Hz accurate to within 2%, and the unit can reproduce square waves at even higher frequencies, recorded exactly as they occur.

Digital inputs available are: serial RS-232-C, ASCII current loops, an ASCII keyboard port that is TTL-compatible, and a digital interface that includes a 2-kilobit random-access memory for entering ASCII characters or raster data. The basic TA 600 (without preamplifiers or microprocessor) is priced at \$4,650. Deliveries begin in May.

Gould Inc., Instruments Division, 3631 Perkins Ave., Cleveland, Ohio 44114. Phone (216) 361-3315 [353]

2-MHz function generator comes in industrial package

The model LFG-1300S sweep-function generator is an industrial-grade instrument that covers frequencies of 0.0002 to 2 MHz in eight ranges. The device is packaged in a sturdy, all-metal housing suitable for use in design, testing, and service applica-

General Electric, the new name in LCD's.

The business you've known as Liquid Xtal Displays has a new name. A new name because last September, LXD became a part of the General Electric Company.

As LXD, we were credited with many industry firsts, D.I.L. pins, integral back lighting and dot matrix displays were among them. Our R&D activities produced materials which expanded the operating range and established new performance levels in the industry. Now, with the added resources of GE's Corporate Research and Development Laboratory, we'll be able to provide you with the most advanced technologies available. And they will be tested and proven reliable, in the General Electric tradition.


Today, our production facilities are three times what they were just six months ago.

So General Electric's Liquid Xtal Displays Operation (as we're now known) is your best source of "off the shelf" standard displays or custom displays. That's right, your best source.

As part of the Electronics Components Division at General Electric, we, like other component manufacturing operations, within GE, are geared to supply products to a wide variety of manufacturers.

For more information about us, and what we can do for you, contact your local sales representative, or write:

General Electric Company, Liquid Xtal Displays Operation, 24500 Highpoint Road, Cleveland, Ohio 44122. (216) 831-8100. Telex 98-5442. In Europe, A.B. Gosta Backstrom (Stockholm, Sweden) Data Modul (Munich, W. Germany) or Norbain Optoelectronics (Reading Berkshire, England).



GENERAL  **ELECTRIC**

Visit us at Electro/80. Booth 2441-2443. May 13-15, 1980.

Who stole page 39?



This whodunit happens all the time. By the time the office copy of *Electronics Magazine* gets to your name on the routing slip, a page is missing. Or maybe the reader service cards. Or an entire article has been clipped. Sometimes you never get the magazine at all.

Other times the magazine is (glory be!) intact. But dogeared. Or otherwise abused. Or at the very least, you get it late.

O.K., we'll grant that a second-hand, third-hand, or maybe seventh-hand copy of *Electronics* is better than none. But it's no substitute for the copy that comes directly to you—to your home if you wish—with up-to-the-minute news and information of the technology in this fast-moving field.

To get your very own subscription to *Electronics* send in a subscription card from this magazine. And if they are missing, write to subscription department, *Electronics*, McGraw-Hill, 1221 Avenue of the Americas, New York, N.Y. 10020.

Electronics Magazine.
The one worth paying for.

New products

tions and is covered by a two-year parts and labor warranty.

The LFG-1300S includes linear and logarithmic sweep modes with sweep widths up to 1,000:1 and sweep rates of 0.5 to 50 Hz. The generator's output frequency may also be varied by an external 0- to 10-v signal. Waveform outputs include sine, triangle, sawtooth, and pulses. The symmetry of the pulse output is variable from 9:1 to 1:9 and adjustments of pulse width do not change the pulse-repetition rate. The output level is continuously variable from 0 to 20 v peak-to-peak (50- Ω load). A push-button attenuator provides up to 70-dB attenuation in 10-dB steps.

The instrument is available off-the-shelf from Leader distributors and sells for \$495.

Leader Instruments Corp., 380 Oser Ave., Hauppauge, Long Island, N.Y. 11787. Phone (800) 645-5104 or George W. Zachmann at (516) 231-6900 [356]

Precision standard calibrates voltage, current, temperature

A new precision calibration standard has $\pm 0.02\%$ dc voltage, current, and temperature capability. The model 2553/2560 standard is fully programmable and features 10-mV, 100-mV, 1-v, and 10-v ranges; 1-, 10-, and 100-mA ranges; and five temperature ranges for all commonly used thermocouples. Resolution is 1 μ V and 1 μ A.

The model 2553 can be controlled and programmed remotely via an optional general-purpose interface bus that meets IEEE-488, so the unit is compatible with other instrumentation systems that use this type of control. Photocouplers and micro-processors in the unit replace conventional electromechanical switches for range selection, increasing reliability, and long-term accuracy.

Prices for the 2553 start at \$1,950 and deliveries take approximately 10 weeks.

Yokogawa Corp. of America, 5 Westchester Plaza, Elmsford, N.Y. 10523. Phone (914) 592-6767 [357]

Three Best Sellers for the 80's

1 New 1980-81 Catalog

28 colorful pages with complete details on over 100 standard open-frame and switching D.C. power supplies. Full specs, photos, O&M drawings, and prices on each model.

2 New Tour Guide — A Trip Through Power-One


The next best thing to a personal visit. Our new Tour Guide takes you on a photographic trip through our modern new facility. See why Power-One is the most automated, efficient producer of D.C. power supplies in the world... and why we've been able to hold our prices steady for over 5 years!

3 New Open Frames and Switchers... At Our Same Old Prices!

More new open-frames to choose from — plus new special-purpose models for specific applications such as Microprocessor and Floppy-Disk systems. Also, Power-One now offers a growing line of switching D.C. power supplies with the same quality and high reliability as our open-frame models.

**So Act Now...
Get Our Free "Best Sellers" Today!**



Mail coupon  for fast action or phone us direct.

 **POWER-ONE**
D.C. POWER SUPPLIES

Power-One, Inc. • Power One Drive • Camarillo, CA 93010
Phone: 805/484-2806 • 805/987-3891 • TWX 910-336-1297

Rush Me Power-One's New Catalog and Tour Guide!

Name _____

Company _____ Title _____

Address _____

City _____ State _____

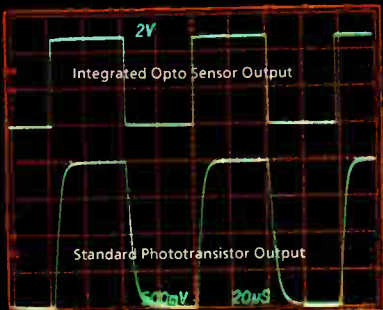
Zip _____ Phone _____

Circle 247 on reader service card

ANNOUNCING THE FIRST OPTO SENSOR WITH BRAIN WAVES.

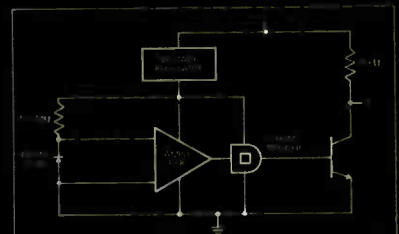


It's a logical breakthrough from Spectronics. We've designed the first opto detector IC offering compatibility with TTL, CMOS and other standard logic families.



The SDP 8600 integrates a Schmitt trigger, voltage regulator, differential amplifier and photodiode onto the same substrate — replacing a complete PC board. This neat integration hasn't cost any performance. It has a propagation delay time of only 5 μ s and a 50 ns rise and fall time.

Designed for use with an infrared LED, it's ideal for sensing applications such as computer peripherals, toys and automatic cruise control systems. With significant benefits like improved



noise immunity, higher reliability and better performance.

The 8600 is just one example of a long line of optoelectronic firsts from Spectronics.

So, if you're looking for better design solutions, call Spectronics. We do smart things with light.

For more information, contact a Spectronics distributor. Or call us at 214/234-4271. Address: Spectronics, 830 East Arapaho Road, Richardson, Texas 75081.

Spectronics
A Division of Honeywell

Light years ahead.

Circle 248 on reader service card

New 8-bit microcomputer joins Mostek family

Sporting a serial input/output port that will handle data either synchronously or asynchronously, the long-awaited MK3873 from Mostek Corp. [*Electronics*, Aug. 31, 1978, p. 217] will take its formal bow at next month's Electro show in Boston. As the latest in the 3870 family of 8-bit single-chip microcomputers from the Carrollton, Texas, firm, **the 3873 will contain 2,048 bytes of read-only memory** and 64 bytes of scratch-pad random-access memory. The serial I/O port consists of a 16-bit shift register that can be read from or written into by the central processing unit while data is being shifted in or out. Serial I/O clocking can be done either externally or with an internal baud-rate generator.

Samples of the 3873 are scheduled to be available in May, housed in Mostek's MK3874 p-channel programmable read-only memory package, which uses an external erasable PROM inserted above the microcomputer die in piggyback fashion for ROM program development. Initial production orders will be taken for third quarter delivery. Price information is not yet available.

Process monitor offers customized I/O cards

Appearing at Electro but not scheduled for formal introduction until this summer will be the series 079 digital manufacturing-process monitor from Airpax/North American Philips Controls Corp. The Fort Lauderdale, Fla., firm will offer it with customized input/output cards so that **customers will not need to program the device**. Based on an MCS-48 microprocessor, the 079 acquires sine-wave, TTL-level, or contact-closure input signals; performs all mathematical and logical functions; and transmits data to relays, displays, or a host computer. Prices will start at about \$3,000, with delivery set for 16 weeks.

Card expands Apple II's software capabilities

By the end of May, the 6502-based Apple II computer **will be able to handle programs written for Z80- and 8080-based microcomputers** "with minimal alteration." The alteration is the Z80-based Softcard made by Microsoft Consumer Products of Bellevue, Wash. It plugs into one of the Apple II's bus slots and includes two diskettes. One diskette carries the CP/M operating system from Digital Research, and the other carries Microsoft's Disk Basic. To support the Softcard, an Apple must have at least 48 kilobytes of random-access memory and a single disk drive.

Intel enhances memory system family

At month's end, Intel Corp. will introduce the first enhancements of its series 90 memory system modules. The CM-90 series dynamic modules cycle in 350 ns and require only 5-v power supplies. They contain the newer model 2118 16-K random-access memories and can be directly upgraded when 64-K RAMs become available. **The new CM-92 static memory modules will require 50% less power than the earlier versions**, store up to 64 kilobytes, and have 250-ns cycle times. They can later be upgraded with Intel's 16-K HMOS static RAMs. Both series perform error checking, correction, and logging. The Santa Clara, Calif., company is also developing a 5-v, 300-ns replacement for the CM-901 series of 400-ns dynamic memory modules. Prices for the CM-92 and CM-93 memory system modules are, respectively, \$15,875 for 256 kilobytes of static storage and \$77,650 for four megabytes of 350-ns dynamic storage.

You get a great deal from LFE



DIGITAL PANEL METERS
(UL Recognized)
CIRCLE READER NO. 138

METER-RELAYS
CIRCLE READER NO. 139

ANALOG PANEL METERS
CIRCLE READER NO. 140

TEMPERATURE CONTROLLERS
CIRCLE READER NO. 141

PRESSURE INSTRUMENTATION
CIRCLE READER NO. 122

LFE has instruments to meet all of your measurement and control needs — at competitive prices.



Process Control Division
1801 Trapelo Road
Waltham, Massachusetts 02154 Tel. (617) 890-2000
In Canada: Lisle-Matrix Ltd., Toronto

Circle the applicable Reader Service Number, for our product catalogs, or call or write LFE Corporation.

See LFE at Electro '80, Booth 2154

MOLDED D SUBMINIATURE CABLES FROM A COMPANY YOU DON'T THINK YOU KNOW . . .

RS232 and RS449 available.

100% testing. You're sure of every connection.

Molded construction for integrity, long life and aesthetic appeal.

Integral flexible ribs prevent stress failure.

Custom color matching available.



But you do! EIS/Holyoke is the new name for Holyoke Wire & Cable. Our business is electronic interconnects. Now it's our name, too.

The EIS "D Sub" has features that increase field reliability by virtually eliminating downtime for connector failure. *Your customers' field maintenance reduced too!*

For more information on this or other EIS specialty connectors, call (413) 533-3961, or write . . .

eis/holyoke

ELECTRONIC INTERCONNECT SYSTEMS, INC.
775 NEW LUDLOW ROAD • SOUTH HADLEY, MASSACHUSETTS 01075
A SUBSIDIARY OF CANADIAN MANOIR INDUSTRIES LIMITED



Protect electronic and electrical circuitry.

Let us help you find your magnetic circuit breaker

AIRPAX magnetic circuit breakers are available in so many sizes, capacities and models, you're bound to find exactly what you need with just one phone call to us.

Some models carry up to 600Vac, others up to 125Vdc. We've got models with ratings from milliamps to 100 amps. Choose from mil-spec, UL-listed, UL-recognized, CSA-certified, or SEV-approved models.

We also offer a wide range of sizes. For easy one-hole mounting, we can pack a lot of protection into one cubic inch.

Interested in aesthetics? Choose from models that feature illuminated rocker, colored paddle or baton handles. Just right for front-panel design.

In a hurry? Ask for our "hotline." Use it when you need prototypes and we'll get them to you within two weeks.

Whether you're specifying your first circuit breaker or you're interested in a custom-engineered design for an "impossible" application, you'll get the help you need from AIRPAX.

Circle our number on the Reader Service Card, write us at Woods Road, Cambridge MD 21613 or call us at (301) 228-4600 and we'll send you our new short form catalog.

The choice is yours.



AIRPAX

NORTH AMERICAN PHILIPS CONTROLS CORP

Cambridge Division

Circle 251 on reader service card

Announcing a NEW GENERATION of Airborne Yokes from THE GREAT AMERICAN YOKE COMPANY.



CELCO Airborne Yokes are designed for aircraft information displays, orbiting satellite, hand-carried and helmet displays, or wherever airborne and portable yoke applications require extremely small size and light weight without sacrificing high performance.

The highly efficient design of CELCO Airborne Yokes translates into space and power savings so critical to the airborne environment.

For three decades CELCO has met the demands of research in all fields of science and industry where high resolution CRT deflection components are required. CELCO YOKES are well known and respected throughout the Free world where they are the choice for military, medical, environmental, space, nuclear, earth resources and commercial applications.

Designing a high resolution Airborne CRT Display? CELCO engineers will help you select the correct combination of deflection components from among our standard catalog units. Or, we'll design custom production yokes to meet your most precise display requirements. Call or write CELCO today for your FREE CRT Display Computer and your complete CELCO Display Engineering Catalog.

CONSTANTINE ENGINEERING LABORATORIES CO.
70 Constantine Drive Mahwah, NJ 07430
1150 E. Eighth Street Upland, CA 91786



The Personal Computing Book



Take the computer revolution into your own hands!

More than 50 articles are presented from leading publications in the field to give you this up-to-date guide that answers all your questions on personal computing precisely and reliably.

Hardware • Software • Theory
• Applications • Helpful Hints

Order today, and don't forget the other valuable Electronics Magazine Books listed in the coupon below.

Electronics Magazine Books
P.O. Box 669, Hightstown, NJ 08520



Send me...

- _____ copies of *Microprocessors* @ \$8.95
- _____ copies of *Applying Microprocessors* @ \$9.95
- _____ copies of *Large Scale Integration* @ \$9.95
- _____ copies of *Basics of Data Communications* @ \$12.95
- _____ copies of *Circuits for Electronics Engineers* @ \$15.95
- _____ copies of *Design Techniques for Electronics Engineers* @ \$15.95
- _____ copies of *Memory Design: Microcomputers to Mainframes* @ \$12.95
- _____ copies of *New Product Trends in Electronics, No. 1* @ \$14.95
- _____ copies of *Personal Computing: Hardware and Software Basics* @ \$11.95

Discounts of 40% on orders of 10 or more copies of each book.

I must be fully satisfied or you will refund full payment if the book is returned after ten-day trial examination.

Payment enclosed Bill firm Bill me
Charge to my credit card: American Express
 Diners Club Visa Master Charge

Acct. No. _____ Date Exp. _____

On Master Charge only, first numbers above name _____

Name _____ Title _____


Company _____

Street _____

City _____ State _____ Zip _____

Signature _____

READY NOW



The General Electric Test Instrument Rental Catalog!

- It's all-new and it's free.
- Over 18,000 test or measurement instruments from leading manufacturers in stock.
- From accelerometers to X-Y recorders.
- All calibrated to manufacturers' specs and ready for fast delivery.
- Call or write for your FREE copy now!

GENERAL ELECTRIC COMPANY
APPARATUS SERVICE DIVISION
BUILDING 4, ROOM 210
SCHENECTADY, N.Y. 12345
(518) 372-9900

GENERAL  ELECTRIC

The biographies of 5,240 of your colleagues...

Profiles the Top Management of Major Electronics Firms throughout the World —and more


This is the only reference devoted solely to biographies of the most influential people in electronics: corporate executives... technical managers... designers and developers of important products and processes... government and military officials... academics... editors and publishers... securities analysts... directors of trade and professional groups... and consultants.

McGraw-Hill's

Leaders in Electronics

Prepared by the Staff of Electronics

651 pages



As easy to read as any professional publication in electronics

With LEADERS IN ELECTRONICS on your bookshelf, you no longer have to search through many different sources for biographical data on your colleagues. What's more, you don't have to strain your eyes reading minuscule type, nor do you have to waste valuable time trying to decipher seemingly endless paragraphs of abbreviations. Boldface type spotlights the various information categories so that you can scan entries rapidly to pinpoint what you need.

Unique convenience feature...

Index of biographees by affiliation

A special 80-page index lists individual organizations alphabetically, complete with the names and titles of top employees. By looking up the names in the general biography listing, you can get a complete profile of the organization's top management in a matter of minutes. Plus an easy-access listing of independent consultants in every electronics specialty.

New literature

Components. The "1980 Component Data Catalog" contains specifications for and descriptions of commercial, industrial, and military devices, support products, and services. Data is provided for Intel's one-megabit bubble memory and support chips, the 2920 signal processor, and the 8089 16-bit input/output processor and peripherals. A schedule and description of the company's 1980 microcomputer workshops, ordering procedures, and packaging information are included. The catalog sells for \$7.50. Intel Corp., Literature Dept., 3065 Bowers Ave., SC3-3, Santa Clara, Calif. 95051.

Courses. A comprehensive catalog describes courses offered throughout the U. S. and Europe for engineers, scientists, technicians, and engineering managers. Included are courses on Pascal programming, distributed processing, computer communications, interactive computer graphics, digital image processing, structured programming, and voice input/output for computers. Integrated Computer Systems Inc., 3304 Pico Blvd., P. O. Box 5339, Santa Monica, Calif. 90405. Circle reader service number 422.

Power supplies. A line of switching and linear single- and multiple-output dc power supplies are described in an eight-page brochure. It gives such specifications as input and output ratings, power ranges, and mounting dimensions for the 9E and 9N SuperSwitcher, SM submodular, and original-equipment-manufacturer linear supply lines. Other products listed include the RP series of floppy-disk supplies, military power supplies, and a low-profile silicon dc series. Powertec Inc., 20550 Nordhoff St., Chatsworth, Calif. 91311 [423]

Isolation amplifiers. A 16-page catalog explains what an isolation amplifier is, gives its primary features, and tells how to select an amplifier. It also gives the characteristics and features for several isolation amplifiers. Intronics, 57 Chapel St., Newton, Mass. 02158 [425]

Electronics Magazine Books

P.O. Box 669, Hightstown, NJ 08520

Send me _____ copies of *Leaders in Electronics* @ \$39.50 plus applicable sales tax. McGraw-Hill pays regular shipping and handling charges on pre-paid orders.

I must be fully satisfied or you will refund full payment if the book is returned after ten-day trial examination.

Payment enclosed Bill firm Bill me
Charge to my credit card: American Express
 Diners Club Visa Master Charge

Acct. No. _____ Date Exp. _____

On Master Charge only, first numbers above name _____

Name _____

Company _____

Street _____

City _____ State _____ Zip _____

Signature _____

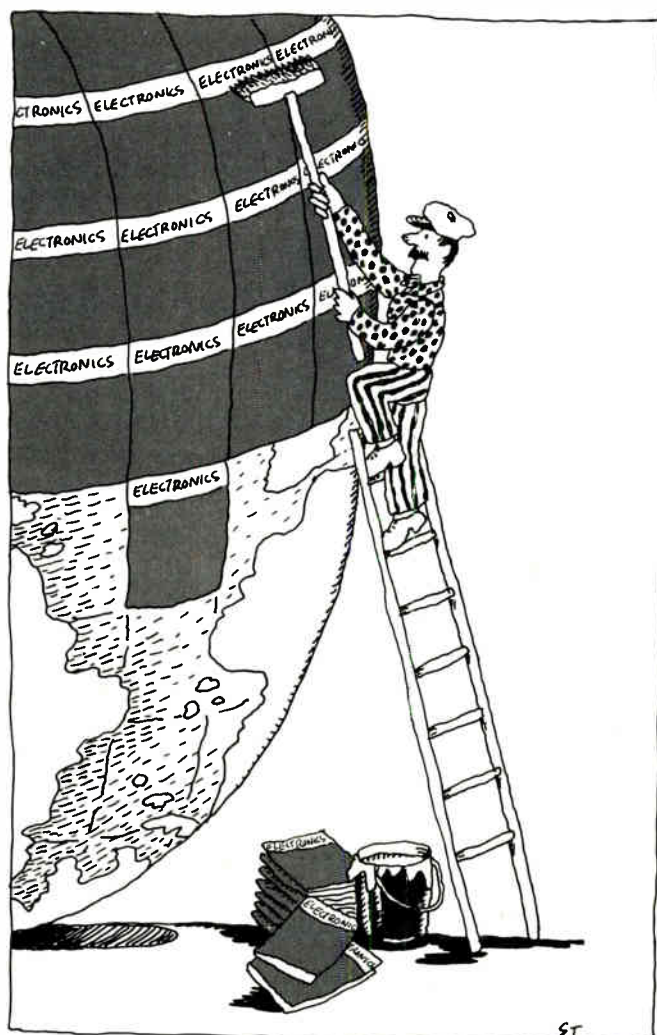
We cover the world of electronics technology with the only international edition in the field

You are reading the international edition of Electronics. The worldwide news and information is gathered for you by thirty-one editors stationed around the globe.

Every other week, the magazine is sent to subscribers in 123 countries outside of North America. Each issue is packed with important current information on industrial, scientific and military applications, electronics manufacturing, new products, new research, new designs.

Marketing information and statistics keep subscribers up to date with latest economic intelligence and new market developments, with interpretation of their meanings to the electronics industries.

Electronics magazine's international edition is the only way electronics engineers can keep up with worldwide developments in the field wherever they occur. If you are not now a subscriber, you are invited to become one. Simply mail in the subscription card which is bound into this magazine.



Electronics Magazine The one worth paying for.

Classified section FOR ENGINEERING/TECHNICAL EMPLOYMENT OPPORTUNITIES

**nuclear power professionals
and specialists:
there's a fresh start waiting at...**

wolf creek!

Looking for a fresh start? Now is the time to investigate your opportunity to join the new Wolf Creek Generating Station team.

Successful applicants will work in one of the newest facilities in the world representing the latest state-of-the-art and live in one of the most pleasant natural environments in the nation.

As a team member in this new facility, you'll enjoy an outstanding opportunity to advance to your fullest potential. Positions include:

- Shift Supervisors
- Reactor Operators
- Construction - Area Engineers
- Mechanical Maintenance Engineers
- Instrument & Control Engineers and Technicians
- Systems Engineers
- Computer Technicians
- Software Engineers

Wolf Creek Generating Station is a 1,150 megawatt facility scheduled for operation in 1983. The surrounding area offers some of the nation's cleanest air, an abundance of fishing, hunting and other outdoor recreation opportunities, and several hospitable communities for relaxed living. Several large metropolitan areas are located within a few hours driving.

Investigate these excellent career opportunities. Submit resume, including salary requirements and availability to:

Mr. Mark Nash
P.O. Box 309
Burlington, Kansas 67201
Telephone: (316) 364-8421
Ext. 497



AN EQUAL OPPORTUNITY EMPLOYER M/F/H/C/V

Your Ultimate Choice

DESIGN ENGINEER Salary Area \$35,000

Small informal but innovative branch of Fortune 200 company now forming R&D team to develop advanced product line. Advanced degree plus experience in analog and micro process system design will qualify for this ground floor position. Southwest location and large company benefits including generous profit sharing, mark this exceptional opportunity. For further information contact Glenn Bixler or Bill McDaniel at

(713) 943-2860

ALL FEES ASSUMED BY COMPANIES

M. David Lowe
PERSONNEL SERVICES

425 Houston Natural Gas Building
1200 Travis
Houston, Texas 77002

Engineers

- Design
- Development
- Project
- Software

\$20,000-\$50,000

Riddick Associates' Engineering Division specializes in placement of electrical and electronics engineers with top companies in the Southeast and throughout the U.S. We provide advice on careers, resumes and interviews for a position tailored to your skills. Client companies pay all fees. For details call or send resume in strict confidence to Phil Riddick, President.

Riddick Associates, Ltd.
9 Koger Executive Center
Norfolk, VA 23502
Area 804-461-3994

SOUTHWEST & SUNBELT

- Digital
- Analog
- Hardware
- Software
- R&D
- Design

\$20,000 to \$50,000

J. Robert Thompson Co., Inc.
Specialist for EE's - Co. Pays Fee
Since 1967 - will provide resume service - or send resume, salary history, geographic preference.

SOUTH & SOUTHWEST POSITIONS

Engineering and Management positions throughout the South, Southwest and U.S. Employers pay all fees. Send resume in confidence to: Bob Hogue. personnel consultant

SouthWest Technical
P.O. Box 33070
San Antonio, Texas 78233

Our nationwide search firm would like to confidentially represent you to the most prestigious, progressive companies in the U.S. Many different on-going projects for the experienced Engineer.

MICRO PROCESSORS ANALOG
SOFTWARE SEMI-CONDUCTORS
HARDWARE DIGITAL
COMMUNICATIONS

Salary \$18-45K. Affiliates in all major cities.



PENTAD
Darryl Lustig
3315 Algonquin Road
Rolling Meadows, IL 60008
(312) 259-8696

OPPORTUNITY in ATLANTA, GEORGIA

Troubleshooting in-house
electronic equipment

Electronic technician-2 plus years preferred. Troubleshooting digital & analog circuits to component level. Send resume & salary requirements to:

P-2151, Electronics
Class. Adv. Dept.
P.O. Box 900, NY, NY 10020



gandalf

GANDALF? Right, Gandalf! Specialists in the field of moving data, we make modems, computer data switching systems, multiplexers and the like. And we do it well!

GROWING? Since we opened the doors in 1971, we've exhibited steady, controlled growth and consistent profitability. We're now serving world markets from four manufacturing plants in three countries. Consolidated sales are projected at 20 million dollars this year.

UNIQUE? We think so. Gandalf pioneered the short haul modem, computer data switch and the cost effective medium range modem. We're innovative and create our markets by making the right product, at the right price, at the right time.

CHALLENGE? You bet! Our engineering staff thrives on challenge. At Gandalf, engineers carry the ball for their own projects—from idea, through design, to production.

OTTAWA? An ideal place for both the engineer and the family. Located between Toronto and Montreal, Canada's national capital is a clean, attractive city of about 1/2 million, boasting safe streets and friendly neighborhoods. The four-season climate and easy access to wilderness areas make for ideal year-round recreation. Educational facilities including two universities, are complemented by excellent museums, galleries and theatres. Of course, there are things we don't have—smog, hurricanes, gasoline shortages, expressway snarls and earthquakes.

ACTION? We have immediate openings in Ottawa for experienced engineers with demonstrated ability in any of the following areas.

- FSK modem design
- Data multiplexers
- LSI design
- Digital data switching

- Fiber optic communications
- Megabit modems
- Packet network interfaces
- Data communications protocols

If you'd like to join the action, drop us a note, outlining your talents, accomplishments and ambitions.

GANDALF DATA COMMUNICATIONS LTD.
Gandalf Plaza, 9 Slack Rd., Ottawa, Ontario, K2G0B7

You may wish to investigate other employment opportunities at:

GANDALF DATA INC. 1019 South Noel St., Wheeling, Illinois, 60090

GANDALF DIGITAL COMMUNICATIONS LTD. 4 Cranford Court, Hardwick Grange, Warrington, Cheshire, U.K.



PROC. COMPUTER ENGRS.

**Big earnings,
big challenge,
& 40 days'
vacation to
travel the world!**

It's all yours. Now. Overseas.

Our client, the world energy leader, is offering an unparalleled professional earnings and benefits package including: a tax-protected premium which adds up to 40% to your base salary, excellent family housing, top-quality medical care and educational systems, plus 40 days' paid vacation to travel Europe, Asia, Africa.

Among the many fee-paid positions:

**PROCESS COMPUTER ENGINEERS
To \$60,000 Pkg. (Hardware)**

Requires BS Electrical Engineer with 3-5 years experience in designing and maintaining process computer and instrumentation systems.

For immediate interviews in your area,

Call David Imperial in our International Division at 215-561-6300, or send confidential resume to:

FOX-MORRIS
personnel consultants

1500 Chestnut Street • Philadelphia, PA 19102

New York • Princeton • Pittsburgh • Cleveland • Wilmington • Baltimore
McLean • Charlotte • Atlanta • Houston • Los Angeles • San Francisco

Computer Hardware Professionals

Our clients, highly successful Manufacturers of Computer Systems and peripherals, have immediate openings for Hardware Development Professionals to work on FUTURE SYSTEM PROJECTS. Such projects will include COMPUTER ARCHITECTURE, DATA COMMUNICATIONS, PERIPHERAL DEVELOPMENT, AND POWER SUPPLY DESIGN. Specific openings currently exist at Senior and Intermediate levels for:

COMPUTER ARCHITECTS — Definition and Development of Micro-Minicomputer systems.

MICROPROCESSOR DESIGN ENGINEERS — Knowledge of any of the following is highly regarded: 8080/8085, 6800, LSI-11, F-8, 2901.

POWER SUPPLY ENGINEERS — Switching regulator of Off-Line Power supplies. Experience in High Frequency P.W.M. techniques and AC Power Distribution would be desirable.

CPU DESIGN ENGINEERS — BSEE/BSCS and experience in the Design of Digital Computers of Microprocessor Systems. Requires an understanding of Software, i.e., ASSEMBLY, FORTRAN, or PL-1.

DIGITAL LOGIC AND CIRCUIT DESIGN ENGINEERS — Logic and Circuit Design plus a familiarity with TTL, CMOS, LSI/VLSI, etc.

Compensation on all positions ranges from low 20's to low 40's, based upon experience. Client Companies are Equal Opportunity/Affirmative Action Employers, provide Excellent Benefits, and assume all fees.

Qualified applicants will receive immediate response and interviews within one week, and are invited to contact Donald Bateman, in strict confidence, at (617) 861-1020. Or submit current resume to him for review. For those who find it inconvenient to call during working hours, our office will be open until 7:30 p.m.

nk Norton, Kleven and Co., Inc.

INDUSTRIAL RELATIONS MANAGEMENT CONSULTANTS

Three Fletcher Avenue, Lexington, Massachusetts 02173
Telephone (617) 861-1020

Member:
Massachusetts Professional Placement Consultants
National Computer Associates.
(Office Nationwide)
Representing Equal Opportunity Employers M/F

**If you currently
earn between
\$22,000 and \$48,000
we've got a better
job for you...NOW!**

Every day you spend in the wrong job is a waste of time, money and talent...YOURS! Your talents and experience are in great demand and you can choose among many rewarding opportunities available in your field. But how?

Talk to the experts at Wallach. We've been successfully recruiting professionals like yourself for over 15 years.

Nationwide opportunities include technical/management consulting, project management, R&D, test and systems evaluation in the fields of Communications, Satellites, Weapons, Intelligence, Computer, Energy, and Aerospace systems. Specific skill areas include:

- Minicomputers
- Microprocessors
- Software development
- Signal processing
- Digital systems
- Command & Control
- Radar Systems
- Communication Systems
- EW/SIGINT/ELINT
- Microwave Systems
- Electromagnetics
- Fire Control Systems

Don't waste another day in the wrong job! Call Robert Beach collect at (301) 762-1100 or send your resume in confidence. We can find you a better job. Let us prove it to you...NOW!

WALLACH...Your career connection

Equal Opportunity Employer Agency

WALLACH
associates, inc.

1010 Rockville Pike
Box 6016
Rockville, Maryland 20852
(301) 762-1100

Your Ideas Make The Pieces Fit!

National Semiconductor. Good ideas have made us what we are today. A Fortune 500 company and electronics industry leader. Here, you can share your ideas with some of the brightest and most creative minds in the industry. We have the following opportunities where your ideas can make the pieces fit, for us, and for you.

Product Engineer

You will have total responsibility for the production of assigned products. Position entails interfacing with Design, Process, Test and Reliability groups. Requires a BS in EE or Physics, and at least one year of experience in semiconductor Product, Test or Design engineering. Experience with Semly, Megatest or Teradyne test systems helpful.

Microprocessor Product Engineer

You will have total responsibility for Product engineering which will include debugging new designs, yield improvement and customer correlation. Requires 2 years in Product, Design or Test engineering of MOS products, preferably microprocessors and a BS/MSEE or equivalent experience. Processing experience helpful.

National offers excellent salaries and benefits, plus the opportunity to further your career in a highly sophisticated technological environment. For consideration, please phone Mark Lewis COLLECT at (408) 737-6547, or send your resume to his attention at National Semiconductor, 1090 Kifer Road, MS 16255, Sunnyvale, California 94086. An equal opportunity employer m/f/h.



**National
Semiconductor**

ENGINEERS

ELECTRONICS ENGINEERS, \$18,000-\$50,000. Choice entry level to management positions immediately available in Pennsylvania & national locations. Reply in strict confidence to J. G. Weir, President, WEIR PERSONNEL SERVICES, 535 Court St., Reading, PA 19603 (215/376-8486).

BSEE/ELECTRONIC DESIGN ENGINEERS, \$18,000-\$40,000. + Immediate, desirable upstate New York & nationwide. Jr. to Sr. project management. Engineering placement specialists since 1946. In confidence send resume or call James F. Corby, Pres., NORTH MILE PERSONNEL ASSOC., 5 Leroy St., Box 110 Westview Station, Binghamton, NY 13905 (607/723-5377).

ELECTRONICS ENGINEERS, \$18,000-\$40,000. Suburban New Jersey & nationwide. Numerous choice positions in co's utilizing the latest State-of-Art methods & equipment. Reply in confidence to James E. Man" VP/Eng., ARTHUR PERSONNEL, Suite A6, 8 Forest Avenue, Caldwell, NJ 07006 (201/226-4555).

ELECTRONICS ENGINEERS, \$20K-\$40K. Immed. nationwide state-of-the-art positions in digital, analog, microprocessor, microwave & instrumentation technology. For immed. confidential response, send resume w/salary history to Glenn English, Pres., GLENN ENGLISH AGENCY, 7840 Mission Ctr. Ct., San Diego, CA 92108 (714/291-9220).

ENGINEERS to \$40K. Get results from the oldest private employment service (est. 1946) in the heart of New England with the best clients in the industry. Contact LANE EMPLOYMENT SERVICE, 405 Main Street, Worcester, MA 01608 (617/757-5678).

DESIGN ENGINEERS to \$38K. Central Penna & nationwide. Design connectors/terminals, microprocessors, controls. Reply in confidence to Z. A. Goglewski, MECK ASSOC. PERSONNEL, 1517 Cedar Cliff, Camp Hill, PA 17011 (717/761-4777).

ENGINEER, \$40K. So. Cal. Eng. Group / State-of-the-Arts Air Defense System/Design-Installation - Test - Project Mgr. Contact The Professional Search Group, SALLY WALTERS PLACEMENT AGENCY, 320 Market St., San Francisco, CA 94111 (415-981-1414).

npc NATIONAL PERSONNEL CONSULTANTS

GREATER TEXAS POSITIONS

Engineering and related management openings throughout the Southwest. Top clients paying all fees and relocation expenses. Send resume in confidence to: Alan Myler.

KEY SEARCH
P.O. Box 38271
Dallas, TX 75238

RECESSION? POPPYCOCK!

Our clients, located in NY State and New England, report near-record numbers of job openings for degreed Electrical Engineers with 2-10 years' design experience. All hiring costs paid.

SANDERS ASSOC. P.O. Box 127
Schenectady, NY 12301
(518/370-2332)

Have questions about Allen-Bradley's opportunity for Engineers?

We have answers...

Just call toll free

1-800-321-6980

(In Ohio Call 1-800-362-6120)

Talk to Tom O'Brien about your skills and background. Our continuing growth creates openings for many engineering disciplines including...

Software Engineers Capitalize on your Comp. Sci. or related degree and apply your software experience - assembly languages, PASCAL, FORTRAN. Utilize our VAX11/780, DEC11/34 or TEKTRONIX Development Systems to support your designs.

Hardware/Firmware Design Engineers Design NC and PC systems employing advanced digital techniques. Degree and 2+ years experience desired. Your involvement would include design verification using VAX11/780, DEC11/34 or TEKTRONIX Development Systems.

Application Engineers Define customer control system requirements, prepare proposals and assist new product planning.

Product/Marketing Engineers Research and identify product opportunities based on industry requirements utilizing your degree and 2+ years of electronics or industrial experience.

We are a dynamic part of an international corporation employing over 17,000 people. Our products apply "leading edge" computer and microprocessor technology that increases productivity for all types of industry.

**Our careers are challenging and rewarding...
Let's Talk About It - Call Today!**

or if you prefer, send your resume to:



ALLEN-BRADLEY

747 Alpha Drive, Highland Heights, Ohio 44143

An Equal Opportunity Employer M/F



*** MICROELECTRONICS DIVISION DIRECTOR *
* VHSIC DEPUTY PROGRAM MANAGER ***

**ELECTRONICS TECHNOLOGY & DEVICES LABORATORY (ET&DL)
FORT MONMOUTH, NEW JERSEY**

Top level management and technical leadership opportunities are available in the Microelectronics Division of the ET&DL at Fort Monmouth, New Jersey. This leading Army laboratory, equipped with the latest R&D facilities for applied research, development and engineering, is expanding its microelectronics technology base in support of its R&D mission and the DOD Very High Speed Integrated Circuits (VHSIC) Program. Responsibilities range from applied research and development to design, production and fielding of microelectronic subsystems, advanced development of related processes (oxidation, E-beam lithography, diffusion, epitaxy, ion implantation, computer aided design, hybrids) and circuit design support to systems laboratories. Director and Deputy Program Manager positions offer challenges for progressive and innovative technical management of skilled staffs of scientists and engineers involved in the internal and contractual R&D programs with continuous interaction with other government agencies and industry. Program responsibilities are in the \$20 Million/\$12 Million per year ranges respectively.

Candidates should have an advanced degree (preferably a doctorate or equivalent) with a record of accomplishment in organizing/managing major R&D programs in the microelectronics field. Experience in the following subfields is preferred:

- LSI/VLSI Processes and Process R&D
- LSI/VLSI Systems/Subsystems Design & Architecture
- Signal/Data Processing
- IC Testing/Packaging

SALARY: \$40,832 to \$50,112 depending on qualifications with potential to advance to the Senior Executive Service with incentive and bonus opportunities.



We also have supervisory openings (Electronics Engineers/Physical Scientists) for Chief Advanced Technologies and Devices Branch and Chief, Reliability and Packaging Branch—both providing opportunities for independent research while supervising groups of 14 to 18 skilled scientists and engineers in these fields.

SALARY: \$34,713 to \$50,112 (GS-14 or 15) per year depending on qualifications.



These are career positions in the Federal Service. If you meet the requirements, submit your resume to (or otherwise contact)

Dr. C. G. Thornton
US Army Electronics Technology & Devices Laboratory
DELET-D
Fort Monmouth, New Jersey 07703
AN EQUAL OPPORTUNITY EMPLOYER

**Design Engineers
Project Engineers
Engineering Managers**

As one of the nation's leading high technology recruiting firms, we are in an ideal position to represent you in your pursuit of a more challenging career. Although all our fees are paid by our client companies, we dedicate ourselves to finding the unique situation best suited to your capabilities, ambitions and location preferences.

In order that we may come to know you and your reasons for desiring a change, please send your resume or phone us. We guarantee professional, confidential representation while offering you a wide choice of opportunities throughout the country.

Doug Knight
and Dick Ray

**CAREER
CONSULTANTS**

540 Meadow St. Ext.
Dept. 304
Agawam, Mass. 01101
413-789-0907
Engineering Recruitment
Specialists

FACULTY POSITIONS VACANT

Associate/Professor Of Engineering Technology Full-time tenure track position in Electronic Engineering Technology and Chairperson, Department of Engineering Technology, subject to the terms of the Agreement between State University Board and the Inter-Faculty Organization/Minnesota Education State Association. Assignment will involve teaching Electronic Engineering Technology courses, including digital systems and computers. The Department Chairperson shall exercise academic and administrative leadership for the Department and will have the responsibility for internship program, maintaining a strong alliance with industry, advisement of majors and recruitment of faculty and students. Masters degree in Electrical Engineering, current background in digital electronics and computer design, teaching and/or administrative experience required. Doctorate, professional registration and industrial experience preferred. Salary range \$20,450 to \$37,620 depending upon qualifications. Appointment date August, 1980. Applications due by May 15, 1980. Reply to Mr. Robert J. O'Brien, Chairperson, Engineering Technology Department, Southwest State University, Marshall, MN 56258. Southwest State University is An Affirmative Action/Equal Opportunity Institution.

POSITIONS VACANT

Murkett Associates Qualified Reputable Management placement with national affiliates—fee paid. Box 527 Montgomery, Al 36101.

**TECHNICALLY
ORIENTED...**

**Sales/Marketing
Professionals...**
\$20,000-\$60,000

If you have a science or engineering degree... we invite you to discuss your careers... with placement consultants who understand your particular qualifications & goals. R.S.V.P. by calling or by sending your resume, in confidence, to:

**r. m. ferren
associates, inc.**
(212) 986-5510
505 Fifth Ave., NYC 10017
CORPORATE INQUIRIES WELCOMED
FEE PAID Agency

RESUMES

Resumes—Complete instructions and examples: \$4. Consultants, Box 567—J. Bergenfield, N.J. 07621.

**ELECTRONICS DESIGN
MANAGER**

Major client seeks strong engineer to Manage Design department. Must know both firmware & software, be able to analyze tradeoffs, and accept product decision making responsibility.

**PRODUCT ASSURANCE
MANAGER**

Client requires Manager to head Product Assurance department. Will determine suitability for manufacturing, supervise testing, and review design. Opening due to promotion.

Contact In Confidence.

(212) 557-1000

ORT-UNE

Personnel Agency, Inc.
A NATIONWIDE SERVICE
505 Fifth Avenue
New York, NY 10017
FEE PAID Agency

EMPLOYMENT SERVICES

Electronic engineering growth positions with clients located nationally. Our service is enhanced by the fact that I am an EE with 20 years in industry and over 10 years in placing professionals on an employer fee paid basis. Send your resume to Joe Torcassi, Director, J. Anthony & Associates, PO Drawer AD, Lynchburg, OH 45142. 513/364-2305.

ENGINEERS


- Design
- Avionics
- Systems
- Test
- Communication
- Digital
- Analog
- Micro Processing

Our specialty is placing engineers with electronic and agricultural machinery companies. Engineering positions available anywhere in the United States. Companies pay for interview, relocation and fees.

Send resume to either
ALPS PERSONNEL INC.
505 1st Natl. Bank Bldg.
Peoria, Ill. 61602 Ph. (309) 676-4042
or
ALPS PERSONNEL INC.
235 S. Maitland Ave., Suite 113
Maitland, Fla. 32751 Ph. (305) 628-2577

**ELECTRONICS
ENGINEERS**

If you are an engineer looking for upward career mobility, call us. We specialize in electronics/aerospace nationwide. All fees assumed by our clients. Submit resume in professional confidence to: Jim Crumpley/Gayle Smart

 **Dorsey Love
& Associates, Inc.**
P.O. Box 4387 G.S.
Springfield, Mo. 65804

ELECTRONICS PACKAGING RESEARCH ENGINEER.

Honeywell's Corporate Technology Center, located in suburban Minneapolis, is a leading industry developer in the research and refinement of new semiconductor technologies. Currently, we have an excellent career opportunity for an experienced VLSI Electronics Packaging Research Engineer.

We seek an experienced, innovative individual capable of analyzing the entire packaging system, including the circuitry and its interactions with the design of the package. Candidates should possess an advanced degree in Electrical Engineering or equivalent, plus 3-5 years experience in packaging innovation and design, and general knowledge of integrated circuit analysis, design and performance.

Honeywell is prepared to extend an outstanding salary and benefits offer to the successful applicant. For immediate confidential consideration, please address your resume and salary history to **Tom E. Wylie, Honeywell Inc., Honeywell Plaza, MN12-2109, Minneapolis, MN 55408.**

CTC
Honeywell

An Affirmative Action Employer

UNIVERSITY OF ILLINOIS AT URBANA-CHAMPAIGN RESEARCH ELECTRONIC ENGINEER DEPARTMENT OF PHYSICS HIGH ENERGY PHYSICS GROUP (HEPG)

One or more immediate full time professional staff positions are available. These positions require knowledge of both digital and analog circuits with emphasis on "state-of-the-art" high speed electronics (esp. ECL). Ability to design and program microprocessor based controller is useful.

Qualified engineers with a B.S. or M.S. in EE, Computer Science or Physics will find work with this group stimulating and rewarding. Employment at the University of Illinois at Urbana-Champaign offers opportunities for continuing education. Salary is commensurate with education and experience. (Salary Range: \$16,000—\$22,000).

Starting Date: Summer—Winter, 1980.

Last Date for Full Consideration: June 1, 1980.

Send resumes to:

University of Illinois at Urbana-Champaign
Attn: R. F. Borelli
Department of Physics
203 Loomis Laboratory of Physics
Urbana, IL 61801
217/333-0570

For interviews call:

R. Downing
Department of Physics
441 Loomis Laboratory
of Physics
Urbana, IL 61801
217/333-4175

The University of Illinois is an Equal Opportunity Employer.

ENGINEERS
SEND YOUR CREDENTIALS TODAY!
TRANSITION to your new CAREER OBJECTIVES using TSC's nationwide employment search resources.
TRANSITION SEARCH CONSULTANTS
2697 International Parkway, Suite 203,
Virginia Beach, Virginia 23452
804-427-3700

PHYSICAL SCIENTISTS/ ELECTRONIC ENGINEERS

(\$20,611—\$38,186)

Challenging positions are available in the Microelectronics Division of the Electronics Technology and Devices Laboratory (ET&DL) at Fort Monmouth, New Jersey. This leading Army laboratory equipped with the latest R&D facilities for basic applied research, development and engineering, is expanding its technology base effort in support of the Army's microelectronics R&D requirements and the Very High Speed Integrated Circuit (VHSIC) program. At least a Bachelor's degree and three years hands-on professional experience, or equivalent graduate school training, in microelectronics or semiconductor R&D are prerequisites; grades will depend on experience and educational background. Experience in the following subfields is preferred:

- LSI/VLSI Processes and Process R&D (E-beam lithography, molecular beam epitaxy, high pressure oxidation, etc.)
- Semiconductor Device Physics
- Materials & Characterization (ESR/ NMR, Auger, ISS/SIMS)
- Signal/Data Processing
- Systems Architecture, CAD
- IC Testing
- LSI Design

These are career positions in the Federal Service. If you meet the requirements, or expect to do so in the near future, send your resumé or an SF-171 (Personal Qualification Statement available at major Post Offices) with any supplemental information as may assist in an evaluation of your qualifications. Mail responses to:

US Army Electronics Research & Development Command

ATTN: DRDEL-PT
2800 Powder Mill Road
Adelphi, MD 20783

AN EQUAL OPPORTUNITY EMPLOYER

FLUKE

Our European Marketing Centre is looking for a Fluke Automated Systems Sales Manager.

As an extension of the present sales team consisting of the European Sales Manager and three Regional Sales Managers, we are looking for an experienced Sales Manager for Fluke Automated Systems.

Selling our sophisticated board test systems he will concentrate on multi-national customers, and be responsible for all European sales activities. Because of high investments involved in this product sector, he will have to negotiate with the higher management of our customers. Therefore, we are looking for a Sales Manager with international experience, combined with an excellent knowledge of A.T.E., especially board testing systems.

A degree in engineering plus experience in system sales combined with a full knowledge of the English language is a must, while a good working

knowledge of French and German will be an asset.

If you are interested in this fascinating and responsible position in a very dynamic, fast growing company, please write a detailed application letter and resumé to the undermentioned address. For immediate information on this vacancy you may contact our Mr. P. G. Wittenberg, European Marketing Manager, by telephone.

Fluke (Holland) B.V. is a subsidiary of John Fluke Mfg. Co., Inc. Seattle, USA, a dynamic and fast growing company that takes a dominant position in the electronics test equipment market. Products include digital and analogue test systems, calibration equipment, digital voltmeters, data acquisition systems, etc.

The European and Middle East marketing and service headquarters is located in Tilburg, the Netherlands.

FLUKE

FLUKE (HOLLAND) B.V. ZEVENHEUVELENWEG 53 5048 AN TILBURG, THE NETHERLANDS. TEL: 013-673973

PROCESS INSTRUMENTATION AND CONTROL ENGINEER

Start-to-Finish Satisfaction

An extraordinary blend of responsibilities with an extraordinary energy-systems leader, allowing you the satisfaction and challenge of escorting your projects from design conception through market introduction. Our close-knit, enthusiastic Process Instruments Department staff is at the cutting edge of energy technology: state-of-the-science microprocessor-based calorimeters and furnace atmosphere analyzers. So as one of them, you'll be asked to employ and extend your full range of skills, including business acumen, technical ability, and the entrepreneurial spirit your small group will encourage.

To qualify for this rare opportunity, you will need a BSEE or BSME with significant experience in micro-based instrument design and controls.

Please forward your resume and salary history, in complete confidence, to Donald K. Richards, Personnel Manager, R&D Center/New Business Division, 74 West Street, Waltham, MA 02154.

R&D Division

 **Thermo
Electron**

CORPORATION

An Equal Opportunity Employer M/F

We put energy to work.

Electronic Engineers

Stanford University is seeking three engineers to participate in a research project in Antarctica. The program provides opportunities for individuals to participate in all phases of research including design and testing of electronics systems, field operations, data analysis, and interpretation of results. The program also provides unique opportunities for acquiring thesis material for the Ph.D. degree in Electrical Engineering or Physics. Employment covers period 1 August 1980 to mid-March 1982. Approximately fourteen months of this period will be spent in Antarctica during which time the salary will be equivalent to approximately \$23,000/yr. All foul weather clothing, food, living accommodations and transportation will be provided at no cost to the individual.

QUALIFICATIONS: Electrical Engineers and/or Physicists who have successfully completed their undergraduate studies or equivalent; on-hand electronic experience; familiarity with RF systems, minicomputers, analog and digital circuits, and antennas. Please submit resume to: Sheri Renison SEL-Personnel Department, Stanford University, Stanford, CA 94305. Equal Opportunity Employer Through Affirmative Action.

STANFORD UNIVERSITY

COMMUNICATIONS TECHNICIANS

Aramco seeks seasoned communications specialists who have the kind of experience that comes with hard work, not titles or degrees.

We are the largest oil-producing company in the world, and the firm most responsible for developing Saudi Arabia's energy resources. Aramco's projects are among the largest and most complex *anywhere*.

An enormous communications system interlinks our vast network of operations. You are needed now to support this growing activity. So think about expanding your communications career with Aramco in Saudi Arabia. And also think about the security of a job in the energy industry.

We have immediate openings in the following areas:

Specialist Telephone Equipment Technicians

We seek experienced people with versatile skills. We'll expect you to perform in these areas: installation, modification, testing, maintenance and repair; and you must be skilled on all types of electronic and electromechanical automatic telephone exchanges, plus all related equipment and circuitry.

You should be a good record keeper, and you should have a high school diploma, or equivalent training that includes electronic and electrical theory. We also seek 8 years' or more experience in maintenance and repair of all types of telephone and teletype exchanges. Valid driver's license is required.

Electronics Technicians MW/MUX, VHF/UHF, HF-SSB

There are immediate openings in several major areas of Aramco's communications operations. We expect you to have at least 2 years' formal electronics training, plus 5 years' related work experience. Valid driver's license needed.

Senior Specialist Electronic Technicians

You should have a solid background in data circuitry and transmission via telecommunications

facilities. You'll be involved in installation, maintenance, testing and repair of data services carried on microwave, multiplex and common switched facilities.

The vast Aramco communications network includes VHF/UHF, radio telephone and radio alarm/control links, music/TV broadcasting, and electronic maintenance shops.

We'll expect you to make recommendations on operations improvements, testing techniques, test equipment, administrative control and training. Providing work direction will also be an important part of your job.

You should have a high school diploma—plus 3 years' electronics tech school training and at least 10 years' related experience.

Senior Trouble Dispatchers

You'll be a troubleshooter, yourself. You'll be providing work direction to technicians in the areas of telephone trouble reporting, dispatching, test desk and frame operations.

You should have a high school diploma or equivalent—plus 2 years' tech training in testboard operations, including electrical and electronic theory courses. We also seek 8 or more years' experience in a commercial telephone system.

Unsurpassed compensation and benefits

The Aramco salary is competitive and a cost-of-living differential increases it even further. In addition, Aramco people in Saudi Arabia receive a tax-protected premium for overseas employment which can amount to as much as 40 percent of the base salary.

Money aside, Aramco offers an outstanding combination of benefits including comfortable housing, abundant recreation, an excellent American school system for the children, and 40 days' paid vacation every 12½ months, time enough to travel in Europe, Africa and Asia.

Interested? Send your résumé in confidence to: Aramco Services Company, Department ELT-041080NNBA, 1100 Milam Building, Houston, Texas 77002.

CHALLENGE BY CHOICE

ARAMCO

SERVICES COMPANY

The Mackay Marine Division of ITT Telecommunications Corporation has the following positions currently available in Raleigh, North Carolina for:

Senior Engineers

Both positions require BSEE and experience in designing RF products; marine radio experience a definite plus. A background in RF circuit design, preferably in HF single side band radio, required.

Product Engineering Group Leader

This position provides engineering support to the factory. The ideal candidate will have strong supervisory skills coupled with an excellent technical background in RF and digital electronics. A BSEE and experience in an electrical engineering manufacturing environment are preferred.

We offer salaries commensurate with ability coupled with an excellent benefits package.

Interested candidates should immediately submit a confidential resume, including salary history and requirements to: Professional Recruiter, ITT Mackay Marine, 2912 Wake Forest Road, Raleigh, North Carolina 27611.

ITT Mackay Marine

An Equal Opportunity Employer. M/F

Group Leader Electrical / Electronic San Francisco Bay Area

Group Leader for exploratory work on conductive polymer strip heaters. Use your electrical background and knowledge of light power distribution, electronics, instrumentation and data acquisition to manage projects in an extremely challenging environment.

Raychem's unique technology ... the State of the Art in irradiated polymer chemistry ... encompasses the conception, development and marketing of proprietary products to an ever expanding marketplace. Our 25% annual compounded growth since our inception in 1957 is indicative of our commitment to maintain and improve our leadership position in the Industry.

Our above average salaries and superb benefits including a cash bonus plan make Raychem an ideal place to work. Send your resume including salary history to Sue Kingston, Dept HRD 325 Raychem, 300 Constitution Drive, Menlo Park, CA 94025. (415) 329-3865. An equal opportunity employer.

Raychem

Engineering

electronic design engineer

Mini/Microcomputer Systems

At Measurex, the leading supplier of minicomputer based control systems for large scale industrial processes, we have a key opportunity for a SENIOR/STAFF ENGINEER who possess a solid background in the design of microprocessor and minicomputer based systems.

This position offers broad exposure to a variety of technological and applications areas and provides full project responsibility. A BS degree or equivalent is required. MS degree is preferred with a minimum of 5 years of experience in one or more of the following areas: process instrumentation and control, local communication network, microprocessor applications, minicomputer interfacing, logic design, or analog circuits. Familiarity with assembly language software highly desirable.

Measurex offers excellent compensation and a comprehensive fringe benefits package. Advancement opportunities are available in both technical and managerial areas.

If you have the above qualifications and an interest in your future career, please send your resume to Barbara Cofer, Measurex Corporation, One Results Way, Cupertino, CA 95014; or call, (408) 255-1500, ext. 3354 for further information. We are an equal opportunity employer m/f/h.

measurex
CORPORATION

CONTROL SYSTEMS ENGINEER

Located just minutes from downtown Denver and within easy driving distance of the Rocky Mountains, Tri-State, a \$550 million dollar electric utility cooperative, has an immediate need for a Control Systems Engineer. This position will be involved in the development, testing, integration and maintenance of the software and data base associated with the Energy Management System (SCADA). Qualified candidates should possess a BS Degree in Computer Science, Electrical Engineering, Mathematics or related field, and 3 years programming experience to include knowledge of real-time systems and FORTRAN. Some travel required.

Tri-State offers a competitive salary, excellent fringe benefits and PAID RELOCATION. Interested applicants should call TOLL FREE 1-800-525-0454 Ext. 264 for details, or submit a resume with salary history to:

TRI-STATE GENERATION & TRANSMISSION ASSN., INC.

Personnel Dept. EM
P.O. Box 33695
Denver, Colorado 80233

An Affirmative Action/Equal Opportunity Employer



TRI-STATE
GENERATION & TRANSMISSION
ASSOCIATION INCORPORATED

SWITCH ON

to a future of unlimited potential in DATA COMMUNICATIONS

Packet switching IS the future in data communications, and GTE Telenet is the recognized national leader in packet switching. We pioneered it. We proved it. And now we are dynamically expanding our packet switching network to meet fast-growing nationwide demands for GTE Telenet service

You can share the enormous opportunity provided by a career at GTE Telenet. We seek:

Programmer/Analysts

- Programmers
- Programmer/Analysts
- Network Analysts
- Systems Analysts

Engineers

- Systems Engineers
- Network Engineers
- Design Engineers
- Product Engineers
- Switching Engineers
- Facility Engineers
- Electronic Engineers (Software Backgrounds)
- Field Service Engineers
- Project Engineers

Technicians

- Project Managers
- Network Systems Specialists
- Network Controllers
- Customer Service Technicians
- Project Technicians
- Field Engineering Technical Specialists
- Carrier Relations Coordinators
- Field Service Installation Coordinators

We also offer careers to Data Communications Marketing Professionals. Positions are available at our metropolitan Washington, D.C. headquarters facilities.

You will enjoy the GTE Telenet environment—innovative, stimulating, challenging. And you will enjoy the growth potential and advancement opportunities inherent in our national leadership. A generous compensation/benefit package is still another reason to join us now. Send your resume in complete confidence, including salary requirements, to: Douglas N. Macaulay, Manager of Employment, GTE Telenet, 8330 Old Courthouse Road, Vienna, VA 22180. An equal opportunity employer m/f/h.

GTE Telenet

The data network

A part of **GTE**

Abbott Transistors Labs	38	■ Cherry Electrical Products	13	■ Garry Mfg.	55
‡ Acheson Colloids	194	■ Chicago Switch Inc.	224	‡ General Electric Instrument Rental Div.	253, 252A & B
■ Ad-Vance Magnetica, Inc.	214	■ Compas Microsystems	187	■ General Electric Insulating Materials	239
Advant	185, 187	■ Computer Automation Naked Mini	85	■ General Electric Liquid Xtal Displays Operations	245
■ Airpax Cheshire Division	227	■ Conner Winfield Corp.	6	■ General Electric Valox	69
Airpax Div. North American Philips Corp.	251	■ Corning Glass Works, New Materials	184	■ Genrad Inc.	45
■ Allen-Bradley	116	‡ Cortron Div. of Illinois Tool Works, Inc.	167	‡ GenRad/Futuredata	196-197
• Allen Bradley Electronica Ltd.	205	■ Data General Corp.	175	■ Gould, Inc., Instruments Division	210, 211, 213, 215
‡ American Microsystems, Inc.	70, 71, 202, 203, 205	■ Data I/O Corp.	231	■ Grayhill, Inc.	240, 241
■ American Optical Scientific Instrument Div.	160	■ Data Precision	76	• Greenpar	10E
American Telephone & Telegraph Co. Long Lines	163	■ Delevan Division American Precision Industries	244	• Harting Elektronik GmbH	4E
AMF Potter & Brumfield	106, 107	‡ Deltron Inc.	190	■ Heineman Electric Co.	151
Ampex DpD	185	■ Dialight	219	■ Hewlett-Packard	2nd cover, 1, 2, 22, 23, 169, 181
‡ Amphenol No. America Div., Bunker Ramo Corp., RF Operation	220, 221	■ Dylon Corp.	182	‡ Hitachi Chemical Co.	65
Amplifier Research	56	• E G & G Wakefield Eng.	214	■ Houston Instrument	173
Analog Devices	88, 89	■ E-H International	43	■ Hughes Aircraft Co. Solid State Products	83
Ann Arbor Terminals, Inc.	192	■ EIS/Holyoke	250	■ Hybrid Systems	96
■ AP Products	16	■ Electronic Arrays	35	■ Information Handling Services	86, 87
‡ Aromat	193	■ Electronic Navigation Industries	3rd cover	■ Intel Military	191
Associated Environmental Systems	234	■ Electro Scientific Ind. Portable Inst. Group	183	■ Intel MPD	18, 19
■ Augat, Inc.	112, 113	■ Elpac Power Supplies	186	■ Intel MPO	32
• Aventek	193	■ EMI Technology	8	■ Interlek	168
Aydin Controls	223	• EMI Technology Data Recording Div.	2E, 3E	■ International Rectifier Corp. Semi. Div.	25
■ Beusch & Lomb Scientific Optical Products	170	‡ EM Laboratories, Inc.	195	■ Intersil	10, 11
‡ Beckman Instrument Advanced Electro Products	216, 217	• Enerotec Schlumberger (Saint Etienne)	6E	■ C. Itoh	53
• Bell Corp.	216	• Enerotec Schlumberger (Velizy)	9E	■ ITT Intermetall	16E
F. W. Bell, Inc., Div. of Arnold Eng & Allegheny Ludlum	12	■ Equipto Electronic Corp.	192	■ ITT Jennings	84
• Bias Microelectronics	216	■ Erie Technological Products	82	■ Jensen Tools & Alloys	226
B&K Precision, Div. Dynascan Corp.	189	■ Exar	30-31	• Jepico Co. Ltd.	204
Boschert	57	■ Fairchild/SATS	114-115	■ Keithley Instruments	233
■ Bourns, Inc.	4th cover	■ Fairchild Test Systems	92	■ Krohn-Hite Corp.	27
Cambion	232, 236	• FEME S.P.A.	12E	■ Leader Instruments Corp.	229
Canadian Thermostats & Control Devices	103	■ Ferranti-Packard, Ltd.	182	• Leybold Heraeus GmbH Hansa	14E
■ CELCO (Constantine Engineering Labs Co.)	252	■ First Computer Corp.	15	■ LFE Corporation	250
Central Data Corp.	9	■ John Fluke Mfg. Co.	28-29	■ Matrox Electronic Systems	222
		■ Fujitsu Ltd.	58	■ Memodyne Corporation	152

■ Micro Component Technology	237	Spectronics	248
■ Microswitch Division of Honeywell	17	Spectronics Corporation	99
■ Mini-Circuits Laboratory	5	Sprague Electric	61
Mitel Semiconductor Incorporated	105	Syston-Donner Instrument Division	79
Monolithic Memories	36, 37	• Teec Corporation	190
• Murata Mfg. Co. Ltd.	194	Tektronix	20, 21, 110, 111, 177
■ National Semiconductor	103	Teledyne Philbrick	238
■ National Semiconductor Ltd.	49, 50, 51, 52	Thomas & Skinner Incorporated	238
Nikkei Electronics	164	Thomson CSF / DSC	206, 207, 209
■ Non-Linear Systems Inc.	178, 236	• Thomson CSF Div. D.T.E.	64
NUVEC Laboratories	200	Triple I Incorporated	232
Oak Industries	218	TRW Capacitors	225
Osborne & Associates Incorporated	166	■ TRW Electric Components	74, 75
■ Panduit Corporation	72, 73	TRW Optron	14
Paratronix Incorporated	7	TSD Display Products, Inc.	81
■ Permag Corporation	234	Vector Electronics	180
• Philips Elcoma	13E	Weckesser Company Incorporated	176
■ Philips T & M	5E	Wells Electronics	54
Power One Incorporated	247	Xycom	62, 63
RAC Reliability Analysis Center	200	Zilog	170
RCA Corp. (Lancaster)	66		
RCA Solid State	198, 199, 200		
Willmar K. Roberts	224		
Robinson Nugent Inc.	90, 91		
Rockwell Microelectronics Device Div.	101		
Rogers Corp.	165		
• Rohde & Schwarz	1E, 15E		
• Schlumberger Munchen	195		
• Sedeme	8E		
■ Semiconductor Circuits Inc.	47		
Sharp Corporation	228		
• Siemens AG	11E		
■ Skan-A-Matic Corporation	226		
Softech	242		
Solid State Scientific	235		
Spectra Strip	54, 84, 109, 179, 243		

Classified and employment advertising

F. J. Eberle, Manager 212-997-2557

Allen-Bradley	259
Alps Personnel Inc.	260
Aramco Services Co.	263
Career Consultants	260
Dorsey Love & Assoc.	260
Farren Assoc., Inc.	260
Fluke (Holland) B.V.	262
Fortune Personnel Agency	260
Fox-Morris Perc. Consult. Inc.	258
Gandalf Data Inc.	257
G T E-Telene!	265
Honeywell CTC	261
Illinois Univ. Urbana	261
ITT	264
Kansas Gas & Electric Co.	256
Key Search	259
Lowe, David M.	256
Measurax Corp.	264
National Personnel Cons.	259
National Semiconductor	258
Norton, Kleven & Co., Inc.	258
Pentad	256
Raychem	264
Riddick Assoc. Ltd.	256
Thermo-Electronic	262
Thompson J. Robert	256
Transilian Search Consult.	261
Tri-State	264
Sanders Assoc	259
Southwest Technical	256
Stanford University	262
U.S. Army (Cercom)	261
U.S. Army	260
Wallech Associates	258

■ For more information of complete product line see advertisement in the latest Electronics Buyers Guide

* Advertisers in Electronics International

‡ Advertisers in Electronics domestic edition

Instant Access to All American and International

Data Communications Standards

Presents all 89 relevant data communications standards promulgated by:

- CCITT • ISO
- ANSI • EIA • FTSC

Plus . . . descriptions of each of the standards groups
And . . . relational charts of similar interfacing standards produced by each group



1133 pages
Edited by
Harold C. Folts
and
Harry R. Karp

Order today using this coupon!

Return coupon to:
Data Communications Standards
P.O. Box 669
Hightstown, New Jersey 08520

Send me _____ copy (copies) of **DATA COMMUNICATIONS STANDARDS** (099782-9) on a 10-day money-back guarantee. I understand that if I am not absolutely satisfied, I may return the book(s) within ten days at no further obligation. Otherwise, McGraw-Hill will bill me \$165. for each copy, plus applicable sales tax, shipping and handling charges.

_____ Check enclosed
_____ Bill me
_____ Bill my company
_____ Company purchase order #



SAVE MONEY! Enclose payment in full, plus local sales tax, and McGraw-Hill pays all regular shipping and handling charges. Ten-day money-back guarantee still applies

Name _____

Title _____

Company _____

Address _____

City _____ State _____ Zip _____

This offer subject to acceptance by McGraw-Hill ELT

The biographies of 5,240 of your colleagues...

Profiles the Top Management of Major Electronics Firms throughout the World —and more


This is the only reference devoted solely to biographies of the most influential people in electronics: corporate executives... technical managers... designers and developers of important products and processes... government and military officials... academics... editors and publishers... securities analysts... directors of trade and professional groups... and consultants.

McGraw-Hill's

Leaders in Electronics

Prepared by the Staff of Electronics

651 pages



As easy to read as any professional publication in electronics

With LEADERS IN ELECTRONICS on your bookshelf, you no longer have to search through many different sources for biographical data on your colleagues. What's more, you don't have to strain your eyes reading minuscule type, nor do you have to waste valuable time trying to decipher seemingly endless paragraphs of abbreviations. Boldface type spotlights the various information categories so that you can scan entries rapidly to pinpoint what you need.

Unique convenience feature... Index of biographies by affiliation

A special 80-page index lists individual organizations alphabetically, complete with the names and titles of top employees. By looking up the names in the general biography listing, you can get a complete profile of the organization's top management in a matter of minutes. Plus an easy-access listing of independent consultants in every electronics specialty.

Electronics Magazine Books
P.O. Box 669, Hightstown, NJ 08520

Send me _____ copies of *Leaders in Electronics* @ \$39.50 plus applicable sales tax. McGraw-Hill pays regular shipping and handling charges on pre-paid orders.

I must be fully satisfied or you will refund full payment if the book is returned after ten-day trial examination.

Payment enclosed Bill firm Bill me
Charge to my credit card: American Express
 Diners Club Visa Master Charge

Acct. No. _____ Date Exp. _____

On Master Charge only, first numbers above name _____

Name _____

Company _____

Street _____

City _____ State _____ Zip _____

Signature _____

Advertising Sales Staff

Advertising sales manager: Paul W. Reiss

1221 Avenue of the Americas, New York, N.Y. 10020
[212] 997-3468

Atlanta, Ga. 30309: Peter Stien
100 Colony Square, 1175 Peachtree St., N.E.
[404] 892-2868

Boston, Mass. 02118: Frank Mitchell
607 Boylston St., [617] 262-1160

Cleveland, Ohio 44113: William J. Boyle
[716] 248-5620

Fort Lauderdale, Fla. 33308: Peter Stien
3000 N.E. 30th Place, Suite #400
[305] 563-9111

New York, N.Y. 10020
1221 Avenue of the Americas
John Gallie [212] 997-3616
Matthew T. Reseska [212] 997-3617

Philadelphia, Pa. 19102: Matthew T. Reseska
Three Parkway, [212] 997-3617

Pittsburgh, Pa. 15222: Matthew T. Reseska
4 Gateway Center, [212] 997-3617

Rochester, N.Y. 14534: William J. Boyle
Powder Mill Office Park, 1163 Pittsford-Victor Rd.,
Pittsford, N.Y. 14534
[716] 248-5620

Advertising sales manager: Norm Rosen
(Western)

3200 Wilshire Blvd., South Tower
Los Angeles, Calif. 90010 [213] 487-1160

Chicago, Ill. 60611
645 North Michigan Avenue
Jack Anderson [312] 751-3739
Robert M. Denmead [312] 751-3738

Detroit, Michigan 48202: Jack Anderson
1400 Fisher Bldg., [313] 873-7410

Costa Mesa, Calif. 92628: Edward E. Callahan
3001 Red Hill Ave. Bldg. #1 Suite 222
[714] 557-6292

Dallas, Texas 75201: John J. Uphues
2001 Bryan Tower, Suite 1070
[214] 742-1747

Denver, Colo. 80203: Harry B. Doyle, Jr.
655 Broadway, Suite 325
[303] 825-6731

Houston, Texas 77002: John J. Uphues
601 Jefferson Street, Dresser Tower
[713] 659-8381

Los Angeles, Calif. 90010: Chuck Crowe
3200 Wilshire Blvd., South Tower
[213] 487-1160

San Francisco, Calif. 94111: Don Farris,
Larry Goldstein, 425 Battery Street,
[415] 362-4600

Paris: Michael Sales
17 Rue-Georges Bizet, 75116 Paris, France
Tel: 720-16-80

United Kingdom: Simon Smith
34 Dover Street, London W1
Tel: 01-493-1451

Scandinavia: Andrew Karnig and Assoc.
and Simon Smith
Kungsholmsgatan 10
112 27 Stockholm, Sweden

Tel: 08 51 68 70 Telex: 179 51

Milan: Ferruccio Silvera
1 via Baracchini, Italy
Phone 86-90-656

Brussels:
23 Chaussee de Wavre
Brussels 1040, Belgium
Tel: 513-73-95

Frankfurt/Main: Fritz Krusebecker
Liebigstrasse 27c, Germany
Phone 72 01 81

Tokyo: Akio Saijo, McGraw-Hill
Publications Overseas Corporation,
Kasumigaseki Building 2-5, 3-chome,
Kasumigaseki, Chiyoda-Ku, Tokyo, Japan
[581] 9811

Business Department

Thomas M. Egan
Production Director
[212] 997-3140

Carol Gallagher
Production Manager
[212] 997-2045

Betty Preis
Production Manager Domestic
[212] 997-2908

Thomas Kazich
Production Manager Related Products
[212] 997-2044

Karen Walpole
Production Assistant
[212] 997-2843

Frances Vallone
Reader Service Manager
[212] 997-6057

Electronics Buyers' Guide

H.T. Howland, General Manager
[212] 997-6642

Regina Hera, Directory Manager
[212] 997-2544

Classified and Employment Advertising

Frank Eberle, Manager
[212] 997-2557



FREE
when you subscribe to Electronics.
This Designers Casebook—
Number 3

PLEASE ENTER MY SUBSCRIPTION TO ELECTRONICS FOR:

ONE YEAR AT \$18 TWO YEARS AT \$31 THREE YEARS AT \$46

Payment Enclosed Bill My Company Bill Me

CHARGE MY
 SUBSCRIPTION
 TO

CHARGE MY SUBSCRIPTION TO	
<input type="checkbox"/> AMERICAN EXPRESS	<input type="checkbox"/> DINERS CLUB <input type="checkbox"/> VISA
<input type="checkbox"/> MASTER CHARGE... INTERBANK NO. _____	
ACCT. NO. _____	
DATE CARD EXPIRES _____	
SIGNATURE _____	

1. NAME Mr. Mrs. Ms. _____ TITLE _____ 54390-G
 COMPANY _____ DIV. or DEPT. _____

COMPANY ADDRESS _____

CITY _____ STATE _____ ZIP _____

Check here if you wish publication to be sent to home address
 STREET _____ CITY _____ STATE _____ ZIP _____

Qualification for above rates is based on answers to all questions listed below. Those not qualifying may pay higher than basic price of \$30 one year or \$75 for three years.

Signature _____

Please check which best describes your company's business at your location:

- Manufacturing Distribution Retailing
 Other _____

2. 1 PLANT 2 DEPARTMENT

- A. Large computers
- B. Mini-computers
- C. Computer peripheral equipment
- D. Data Processing Systems (systems integration)
- E. Office and business machines
- F. Test and measuring equipment
- G. Communications systems and equipment
- H. Navigation and guidance or control systems
- I. Consumer entertainment electronic equipment
- J. Other consumer electronic equip. (appliances, autos, hand tools)

Indicate the primary product manufactured or service performed at your plant (Box 1) and in your department (Box 2). Be sure to indicate applicable letter in each of the two boxes even if they are the same letter.

- K. Industrial controls, systems and equipment
- L. Sub-assemblies
- M. Passive electronic components
- N. Active electronic components
- O. Materials and Hardware
- P. Aircraft, Missiles, space and ground support equipment
- Q. Oceanography, Geology, Astronomy and support equipment
- R. Medical electronics
- S. Industrial equipment containing electronic components or products
- T. Independent R & D laboratory or consultant
- U. Research and development organizations which are a part of an educational institution
- V. Government Agency and military
- W. Industrial companies using and or incorporating electronic products in their mfg., research or development activities
- X. Utilities
- Y. Broadcasting, sound and motion pictures and recording studios
- Z. Commercial users of electronic equipment (railroads, pipelines, police, airlines, hospitals, banks)
- 9. 4 yr. College, University
- 10. Other _____

3. Indicate your principal job function (place applicable number in box. If numbers 9, 10, or 11 are used, fill in name of college or university)

- 1. General and corporate management
 - 2. Design and development engineering
 - 3. Engineering services (evaluation, quality control, reliability, standards, test)
 - 4. Basic research
 - 5. Manufacturing and production
 - 6. Engineering support (lab assistant, technician)
 - 7. Purchasing and procurement
 - 8. Marketing and sales
 - 9. Professor at _____
 - 10. Senior student at _____
 - 11. Graduate student at _____
- Senior and graduate students are eligible for professional rate for one year subscription only.

4. Indicate your principal job responsibility (place the appropriate number and letter in boxes)

1A. Management 1B. Engineering Management 2A. Engineering

5. Your design function: (Insert each letter that applies)

- A. I do electronic design or development engineering work
- B. I supervise electronic design or development engineering work
- C. I set standards for, or evaluate electronic components, systems and materials

6. Estimated number of employees at this location. (check one)

1 to 49 50 to 249 250 to 999 over 1,000



NO POSTAGE
NECESSARY
IF MAILED
IN THE
UNITED STATES


BUSINESS REPLY MAIL

FIRST CLASS PERMIT NO. 42 HIGHTSTOWN, N.J. 08520

POSTAGE WILL BE PAID BY ADDRESSEE

Electronics

P.O. Box 514
Hightstown, N.J. 08520



Electronics

Reader Service

For additional information on products advertised, new products or new literature, use these business reply cards.

Complete entire card. Please print or type.

Circle the number on the Reader Service postcard that corresponds to the number at the bottom of the advertisement, new product item, or new literature in which you are interested.

To aid the manufacturer in filling your request, please answer the three questions.

All inquiries from outside the U.S. that cannot reach Electronics before the expiration date noted on the Reader Service postcard must be mailed directly to the manufacturer. The manufacturer assumes all responsibilities for responding to inquiries.

Subscriptions & Renewals

Fill in the subscription card adjoining this card. Electronics will bill you at the address indicated on the card.

Electronics April 24, 1980 This reader service card expires July 24, 1980

NAME _____ TITLE _____

PHONE (_____) _____ COMPANY _____

STREET ADDRESS (Company or home check one) _____

CITY _____ STATE _____ ZIP _____

Was This Magazine Personally Addressed to You? Yes No

Industry classification (check one):

- | | | |
|--------------------------------------------------------------------|------------------------------------------------------------|----------------------------------------------------------|
| <input type="checkbox"/> a Computer & Related Equipment | <input type="checkbox"/> e Test & Measuring Equipment | <input type="checkbox"/> j Independent R&D Organizations |
| <input type="checkbox"/> b Communications Equipment & Systems | <input type="checkbox"/> f Consumer Products | <input type="checkbox"/> k Government |
| <input type="checkbox"/> c Navigation, Guidance or Control Systems | <input type="checkbox"/> g Industrial Controls & Equipment | |
| <input type="checkbox"/> d Aerospace, Underseas Ground Support | <input type="checkbox"/> h Components & Subassemblies | |

Your design function (check each letter that applies):

- x I do electronic design or development engineering work.
 y I supervise electronic design or development engineering work.
 z I set standards for, or evaluate electronic components, systems and materials.

Your principal job responsibility (check one)

- t Management
 v Engineering

Estimate number of employees (at this location): 1. under 20 2. 20-99 3. 100-999 4. over 1000

1 16 31 46	61 76 91 106	121 136 151 166	181 196 211 226	241 256 271 348	363 378 393 408	423 438 453 468	483 498 703 718
2 17 32 47	62 77 92 107	122 137 152 167	182 197 212 227	242 257 272 349	364 379 394 409	424 439 454 469	484 499 704 719
3 18 33 48	63 78 93 108	123 138 153 168	183 198 213 228	243 258 273 350	365 380 395 410	425 440 455 470	485 500 705 720
4 19 34 49	64 79 94 109	124 139 154 169	184 199 214 229	244 259 274 351	366 381 396 411	426 441 456 471	486 501 706 900
5 20 35 50	65 80 95 110	125 140 155 170	185 200 215 230	245 260 275 352	367 382 397 412	427 442 457 472	487 502 707 901
6 21 36 51	66 81 96 111	126 141 156 171	186 201 216 231	246 261 338 353	368 383 398 413	428 443 458 473	488 503 708 902
7 22 37 52	67 82 97 112	127 142 157 172	187 202 217 232	247 262 339 354	369 384 399 414	429 444 459 474	489 504 709 951
8 23 38 53	68 83 98 113	128 143 158 173	188 203 218 233	248 263 340 355	370 385 400 415	430 445 460 475	490 505 710 952
9 24 39 54	69 84 99 114	129 144 159 174	189 204 219 234	249 264 341 356	371 386 401 416	431 446 461 476	491 506 711 953
10 25 40 55	70 85 100 115	130 145 160 175	190 205 220 235	250 265 342 357	372 387 402 417	432 447 462 477	492 507 712 954
11 26 41 56	71 86 101 116	131 146 161 176	191 206 221 236	251 266 343 358	373 388 403 418	433 448 463 478	493 508 713 956
12 27 42 57	72 87 102 117	132 147 162 177	192 207 222 237	252 267 344 359	374 389 404 419	434 449 464 479	494 509 714 957
13 28 43 58	73 88 103 118	133 148 163 178	193 208 223 238	253 268 345 360	375 390 405 420	435 450 465 480	495 510 715 958
14 29 44 59	74 89 104 119	134 149 164 179	194 209 224 239	254 269 346 361	376 391 406 421	436 451 466 481	496 701 716 959
15 30 45 60	75 90 105 120	135 150 165 180	195 210 225 240	255 270 347 362	377 392 407 422	437 452 467 482	497 702 717 960

Electronics April 24, 1980 This reader service card expires July 24, 1980

NAME _____ TITLE _____

PHONE (_____) _____ COMPANY _____

STREET ADDRESS (Company or home check one) _____

CITY _____ STATE _____ ZIP _____

Was This Magazine Personally Addressed to You? Yes No

Industry classification (check one):

- | | | |
|--------------------------------------------------------------------|------------------------------------------------------------|----------------------------------------------------------|
| <input type="checkbox"/> a Computer & Related Equipment | <input type="checkbox"/> e Test & Measuring Equipment | <input type="checkbox"/> j Independent R&D Organizations |
| <input type="checkbox"/> b Communications Equipment & Systems | <input type="checkbox"/> f Consumer Products | <input type="checkbox"/> k Government |
| <input type="checkbox"/> c Navigation, Guidance or Control Systems | <input type="checkbox"/> g Industrial Controls & Equipment | |
| <input type="checkbox"/> d Aerospace, Underseas Ground Support | <input type="checkbox"/> h Components & Subassemblies | |

Your design function (check each letter that applies):

- x I do electronic design or development engineering work.
 y I supervise electronic design or development engineering work.
 z I set standards for, or evaluate electronic components, systems and materials.

Your principal job responsibility (check one)

- t Management
 v Engineering

Estimate number of employees (at this location): 1. under 20 2. 20-99 3. 100-999 4. over 1000

1 16 31 46	61 76 91 106	121 136 151 166	181 196 211 226	241 256 271 348	363 378 393 408	423 438 453 468	483 498 703 718
2 17 32 47	62 77 92 107	122 137 152 167	182 197 212 227	242 257 272 349	364 379 394 409	424 439 454 469	484 499 704 719
3 18 33 48	63 78 93 108	123 138 153 168	183 198 213 228	243 258 273 350	365 380 395 410	425 440 455 470	485 500 705 720
4 19 34 49	64 79 94 109	124 139 154 169	184 199 214 229	244 259 274 351	366 381 396 411	426 441 456 471	486 501 706 900
5 20 35 50	65 80 95 110	125 140 155 170	185 200 215 230	245 260 275 352	367 382 397 412	427 442 457 472	487 502 707 901
6 21 36 51	66 81 96 111	126 141 156 171	186 201 216 231	246 261 338 353	368 383 398 413	428 443 458 473	488 503 708 902
7 22 37 52	67 82 97 112	127 142 157 172	187 202 217 232	247 262 339 354	369 384 399 414	429 444 459 474	489 504 709 951
8 23 38 53	68 83 98 113	128 143 158 173	188 203 218 233	248 263 340 355	370 385 400 415	430 445 460 475	490 505 710 952
9 24 39 54	69 84 99 114	129 144 159 174	189 204 219 234	249 264 341 356	371 386 401 416	431 446 461 476	491 506 711 953
10 25 40 55	70 85 100 115	130 145 160 175	190 205 220 235	250 265 342 357	372 387 402 417	432 447 462 477	492 507 712 954
11 26 41 56	71 86 101 116	131 146 161 176	191 206 221 236	251 266 343 358	373 388 403 418	433 448 463 478	493 508 713 956
12 27 42 57	72 87 102 117	132 147 162 177	192 207 222 237	252 267 344 359	374 389 404 419	434 449 464 479	494 509 714 957
13 28 43 58	73 88 103 118	133 148 163 178	193 208 223 238	253 268 345 360	375 390 405 420	435 450 465 480	495 510 715 958
14 29 44 59	74 89 104 119	134 149 164 179	194 209 224 239	254 269 346 361	376 391 406 421	436 451 466 481	496 701 716 959
15 30 45 60	75 90 105 120	135 150 165 180	195 210 225 240	255 270 347 362	377 392 407 422	437 452 467 482	497 702 717 960

Electronics Reader Service

If the cards below have already been used,
you may obtain the needed information
by writing directly to the manufacturer,
or by sending your name and address,
plus the Reader Service number and issue date,
to Electronics Reader Service Department,
P.O. Box No. 2530, Clinton, Iowa 52734.

Affix
Postage
Here

Electronics


P.O. Box No. 2530
Clinton, Iowa 52735

Affix
Postage
Here

Electronics

P.O. Box No. 2530
Clinton, Iowa 52735

Now... the only RF power amplifier you may ever need.



The new ENI 550L
delivers 50W, 1.5-400 MHz.

This single unit is so incredibly versatile it can replace several you may be using now. And you may never need another. It's an extremely broadband high power, solid state, Class A linear amplifier. It's rated at 50W from 1.5-400 MHz. But it can provide 100 Watts from 1.5-220 MHz. All you need with the 550L is any standard signal or sweep generator and you've got the ultimate in linear power for such applications as RFI/EMI testing, NMR,



RF Transmission, ultrasonics and more.

And, like all ENI power amplifiers, the 550L features unconditional stability, instantaneous failsafe provisions, and absolute protection from overloads and transients.

The 550L represents the pinnacle in RF power versatility. There's nothing like it commercially available anywhere! And it may be the only RF power amplifier you ever need.

For more information, a demonstration, or a full line catalog, please contact us at ENI, 3000 Winton Road South, Rochester, NY 14623. Call 716/473-6900, or telex 97-8283 ENI ROC.

ENI



The advanced design line of power amplifiers

Circle 901 on reader service card

Pièce de Résistance...



The trimmer gourmet's choice.

Feast your eyes on Bourns Trimpot® trimmers – the choicest and broadest trimmer line anywhere. A banquet of trimmers with outstanding quality and performance at cost-effective prices to please the most discriminating design connoisseur.

Le Plus Grand Menu

- Rectangular, square or round
- Sealed or open-frame
- Wirewound or cermet
- Single or multi-turn

Select the size, shape, type of element and method of adjustment to suit your taste. They're served in an assortment of resistance values and pin styles to satisfy all of your design needs.

Bourns is dedicated to serving all of your trimmer requirements . . . both now and in the future. Look for future innovations in down-sizing, increased performance and cost-effective

improvements. We're working on design solutions today for your application needs tomorrow.

Introducing the Trim Bin™ Trimmer Kit. Here are some appetizers to tantalize your trimmer palate: A complete assortment of the most popular Trimpot trimmers and MFT™ trimmers/resistors in a convenient package for just \$99.95*. A value of over \$200, the kit contains 127 parts representing 50 varieties of resistances and pin styles, plus adjustment tools and design aids. It's available from your local Bourns distributor.

Vive la Résistance! Call your Bourns representative or distributor for more information and for your new 94-page TR-1 trimmer catalog.

TRIMPOT DIVISION, BOURNS, INC., 1200 Columbia Avenue, Riverside, CA 92507. Ph: 714 781-5320. TWX: 910 332-1252.

European Headquarters: Bourns AG, Zugerstrasse 74 6340 Baar, Switzerland. Ph: 042 33 33 33. Telex: 78722.

*Domestic U.S.A. price only.



For Immediate Application—Circle 120 For Future Application—Circle 220

The last word in resistive components

BOURNS®