

PRACTICAL

ELECTRONICS

MAY 1974


25p

FREE
INSIDE
SOUND BENDER
DESIGN CHART

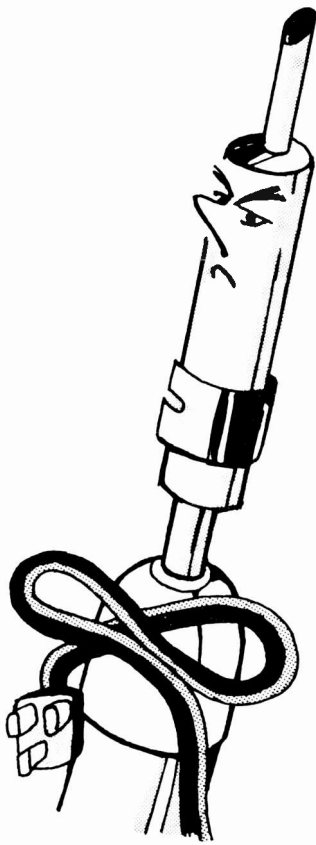


...ALSO IN THIS ISSUE
● *an improved*
BATTERY CHARGER

● **FLASH METER**



The Iron Will...



You know the type . . . whenever you need him to do one thing he'll want to do the other. And nothing will make him change his mind.

It's the same with some people's soldering irons.

Hopelessly inefficient heat control can give an iron a will of its own and make soldering operations a nightmare. If this is what soldering means to you it's time you woke up to Antex.

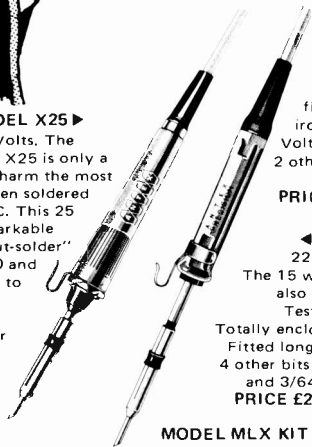
Just choose a new model from the comprehensive Antex range of advanced soldering instruments, with unique constructional advantages . . . low leakage characteristics, interchangeable bits to match solder-joint requirements, and really precise heat control.

Choose ANTEX—the warm hearted iron

(and keep your cool)

MODEL X25 ▶
220-240 Volts or 100-120 Volts. The leakage current of the NEW X25 is only a few microamps and cannot harm the most delicate equipment even when soldered "live". Tested at 1500v. A.C. This 25 watt iron with its truly remarkable heat-capacity will easily "out-solder" any conventionally made 40 and 60 watt soldering irons, due to its unique construction advantages. Fitted long-life iron-coated bit 1/8", 2 other bits available 3/32" and 3/16" Totally enclosed element ceramic and steel shaft. Bits do not "freeze" and can easily be removed.
PRICE £2.05
(rec. retail) P & P 10p.
Suitable for production work and as a general purpose iron.

MODEL SK.1 KIT
Contains 15 watt miniature iron fitted with 3/16" bit, 2 spare bits 5/32" and 3/32", heat sink, solder, stand and "How to Solder" booklet.
PRICE £3.48 (rec. retail) P & P 12p.



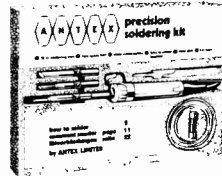
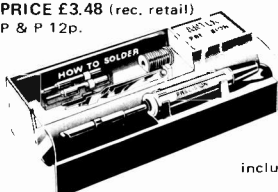
MODEL G ▶
18 watt miniature iron, fitted with long-life iron-coated bit 3/32" Voltage 240, 220 or 110 2 other spare bits available 1/8" and 3/16"
PRICE £2.26 (rec. retail) P & P 10p.

MODEL CCN
220 volts or 240 volts. The 15 watt miniature model CCN also has negligible leakage. Test voltage 4000v. A.C. Totally enclosed element in ceramic shaft. Fitted long-life iron-coated bit 3/32". 4 other bits available 1/8", 3/16", 1/4" and 3/64" including Heat Shield.
PRICE £2.48 (rec. retail) P & P 10p.

MODEL MLX KIT
Battery operated 12v. 25 watt iron fitted with 15" lead and 2 heavy clips for connection to car battery. Packed in strong plastic wallet with booklet "How to Solder".
PRICE £2.54
(rec. retail) P & P 12p.

MODEL SK.2 KIT
Contains 15 watt miniature iron fitted with 3/16" bit, 2 spare bits 5/32" and 3/32" heat sink, solder, and "How to Solder" booklet.
PRICE £3.25 (rec. retail) P & P 10p.

ST3 Stand — This stand is made from high grade insulation material with a chromium plated strong steel spring. It is suitable for all models and replaces all previous stands. The two sponges at the side which are easily replaceable serve to keep the soldering bits clean. Spare bits can be accommodated as shown on the illustration.



ALL PRICES include VAT at 10%

PRICE: £1.00 (rec. retail) P & P 10p.



From radio or electrical dealers, car accessory shops or in case of difficulty direct from:
ANTEX LTD. FREEPOST PLYMOUTH PL1 1BR
(no stamp required) Tel 0752 67377

Please send the following:
X25 SOLDERING IRON
320/240V

Please send the ANTEX colour catalogue.

I enclose cheque/PO for £2.15
(Giro No. 258 1000)
NAME MR. A. P. HILEY
ADDRESS 131 LEVELAGE
DAVE, PYRFERD, WOKING
SURREY.



PRACTICAL ELECTRONICS

VOLUME 10 No. 5 MAY 1974

CONSTRUCTIONAL PROJECTS

- *SOUND BENDER** *by D. Bollen* 412
Design Chart feature for a versatile sound effect unit, based on a simply constructed audio modulator
- ELECTRONIC FLASH METER** *by J. Tubby* 416
Obtain good black-and-white and colour results with this simple to operate flash exposure meter
- AN IMPROVED BATTERY CHARGER** *by J. N. Watt* 434
A low cost "fail safe" design which incorporates short-circuit, reverse polarity and overcharge protection
- LIQUID CRYSTAL CLOCK** *by S. Garrett* 444
Final constructional details and setting-up instructions

GENERAL FEATURES

- FIRST STEPS IN CIRCUIT DESIGN—2** *by A. P. Stephenson* 426
The second part of this instructional series looks at transistor parameters and their effect on circuit design
- INGENUITY UNLIMITED** 430, 438
Waa-Waa effects circuit—Universal Flasher
- LIQUID CRYSTALS** *by G. P. Stenning* 431
A look at a new development in display techniques

NEWS AND COMMENT

- EDITORIAL—Growth Rate** 411
- NEWS BRIEFS** 422
British National Data Buoy—Solid-State TV Camera—Oxford Street Store
- SPACEWATCH** *by Frank W. Hyde* 425
Energy from Space
- INDUSTRY NOTEBOOK** *by Nexus* 439
What's happening inside industry
- ESP, etc.** *by B. H. Baily* 442
Unexplained happenings and phenomena
- MARKET PLACE** 453
Interesting new products
- PATENTS REVIEW** 454
Thought provoking ideas on file at the British Patent Office
- READOUT** 457
A selection of readers' letters
- POINTS ARISING** 457
P.E. Rondo—100W Inverter/Charger—Auto Charger-Regulator

*SPECIAL FREE DESIGN CHART

P.E. SOUND BENDER

Our June issue will be published on Friday, May 10, 1974

© IPC Magazines Limited 1974. Copyright in all drawings, photographs and articles published in PRACTICAL ELECTRONICS is fully protected, and reproduction or imitations in whole or part are expressly forbidden. All reasonable precautions are taken by PRACTICAL ELECTRONICS to ensure that the advice and data given to readers are reliable. We cannot, however, guarantee it, and we cannot accept legal responsibility for it. Prices quoted are those current as we go to press. Publisher's Subscription Rate including postage for one year, Inland £3-25, Overseas £3-50. International Giro facilities Account No. 5122007. Please state reason for payment, "message to payee".



GIRO NO. 331 7056
 C.W.O. only. P. & P. 10p on orders below £5
 Discount: 10-10%, £20-15% (except net items)
 Export Order enquiries welcome (VAT free)
 Official Orders accepted from
 Educational & Government Departments
ALL PRICES INCLUDE VAT

SPECIAL RESISTOR KITS (Prices include Post and Packing)
 10E12 1W KIT: 10 of each E12 value, 22 ohms—1M, a total of 570 (CARBON FILM 5%). £3-65 net
 10E12 1/2W KIT: 10 of each E12 value, 22 ohms—1M, a total of 570 (CARBON FILM 5%). £3-85 net
 25E12 1W KIT: 25 of each E12 value, 22 ohms—1M, a total of 1425 (CARBON FILM 5%). £8-35 net
 25E12 1/2W KIT: 25 of each E12 value, 22 ohms—1M, a total of 1425 (CARBON FILM 5%). £8-45 net
 20E12 1W KIT: 20 of each E12 value, 22 ohms—2M2, a total of 1220 (METAL FILM 5%). £11-05 net
 15E12 1W KIT: 15 of each E12 value, 10 ohms—1M, a total of 915 (METAL FILM 5%). £13-35 net
 10E12 2W KIT: 10 of each E12 value, 10 ohms—1M, a total of 610 (METAL FILM 5%). £17-25 net

MULLARD POLYESTER CAPACITORS C280 SERIES
 250V P.C. Mounting: 0.01µF, 0.015µF, 0.022µF, 0.033µF, 0.047µF, 3µF, 0.068µF, 0.1µF, 4µF, 0.15µF, 4µF, 0.22µF, 5µF, 0.33µF, 8µF, 0.47µF, 0.68µF, 12µF, 1µF, 15µF, 1.5µF, 23µF, 2.2µF, 26µF.
MULLARD POLYESTER CAPACITORS C296 SERIES
 400V, 0.001µF, 0.0015µF, 0.0022µF, 0.0033µF, 2µF, 0.0047µF, 0.01µF, 0.015µF, 0.022µF, 0.033µF, 3µF, 0.047µF, 0.068µF, 0.1µF, 4µF, 0.15µF, 6µF, 0.22µF, 8µF, 0.33µF, 12µF, 0.47µF, 14µF.
 160V, 0.01µF, 0.015µF, 0.022µF, 3µF, 0.047µF, 0.068µF, 3µF, 0.1µF, 4µF, 0.15µF, 5µF, 0.22µF, 5µF, 0.33µF, 6µF, 0.47µF, 8µF, 0.68µF, 12µF, 1µF, 14µF.
MINIATURE CERAMIC PLATE CAPACITORS
 50V: (pF) 22, 27, 33, 39, 47, 56, 68, 82, 100, 120, 150, 180, 220, 270, 330, 390, 470, 560, 680, 820, 1K, 1K5, 2K2, 3K3, 4K7, 6K8, (µF) 0.01, 0.015, 0.02, 0.033, 0.047, 2µF each, 0.1, 30V, 4µF.
POLYSTYRENE CAPACITORS 160V 5%
 (pF) 10, 15, 22, 33, 47, 68, 100, 150, 220, 330, 470, 680, 1000, 1500, 2200, 3300, 4700, 4p, 10,000, 4µF.

RESISTORS
 CF—High Stab Carbon Film 5%, MF—High Stab Metal Film, 5%.
 W. Type Range 1-99 100-499 500-999 1000+ Size mm
 1 CF 22-1M 1 0.75 0.60 0.55 2.4 x 7.5
 2 CF 22-2M2 1 0.75 0.60 0.55 3.9 x 10.5
 3 CF 22-1M 1 0.75 0.60 0.55 5.5 x 16
 4 MF 10-2M7 2 1.54 1.32 1.1 3 x 7
 5 MF 10-2M2 2 1.43 1.21 0.99 4.2 x 10.8
 6 MF 10-10M 3 1.98 1.81 1.65 6 x 18
 7 MF 10-10M 4.5 3.52 3.08 2.75 8 x 17.5
 For value mixing prices, please refer to our catalogue (price in pence each).
VALUES AVAILABLE—E12 Series only. Net prices above 100.

PRESET SKELETON POTENTIOMETERS
 MINIATURE 0.25W Vertical or horizontal 6p each
 1K, 2K2, 4K7, 10K, etc. up to 1MΩ
 SUB-MIN. 0.05W Vertical. 100Ω to 220KΩ 5p each

Wavechange Switches
 1P, 4W; 1P, 12W; 2P, 2W; 2P, 4W; 2P, 6W; 3P, 3W; 4P, 2W; 3P, 4W; 4P, 3W, 26µF

B. H. COMPONENT FACTORS LTD. (P.E.) 61 CHEDDINGTON ROAD, PITSTONE, N.R. LEIGHTON BUZZARD, BEDS. LU7 9AQ
 Tel.: Cheddington 668446 (Std. Code 0296)
 PLEASE WRITE FOR FREE CATALOGUE

Miniature Mullard Electronics

| | |
|------------------|-----------------|
| 1 0.1µF 63V 6µF | 68µF 16V 6µF |
| 1 5µF 63V 6µF | 68µF 63V 12µF |
| 2 2µF 63V 6µF | 100µF 10V 6µF |
| 3 3µF 63V 6µF | 100µF 25V 6µF |
| 4 0.1µF 40V 6µF | 100µF 63V 14µF |
| 4 7µF 63V 6µF | 150µF 16V 6µF |
| 6 8µF 63V 6µF | 150µF 63V 15µF |
| 8 0.1µF 40V 6µF | 220µF 6 4V6µF |
| 10 0.1µF 16V 6µF | 220µF 10V 6µF |
| 10 0.1µF 25V 6µF | 220µF 10V 6µF |
| 10 0.1µF 63V 6µF | 220µF 63V 21µF |
| 15µF 16V 6µF | 330µF 16V 12µF |
| 15µF 63V 6µF | 330µF 63V 25µF |
| 16µF 40V 6µF | 470µF 6 4V 9µF |
| 22µF 25V 6µF | 470µF 40V 20µF |
| 22µF 63V 6µF | 680µF 16V 15µF |
| 32µF 10V 6µF | 680µF 40V 25µF |
| 33µF 16V 6µF | 1000µF 16V 20µF |
| 33µF 40V 6µF | 1000µF 25V 25µF |
| 32µF 10V 6µF | 1500µF 6 4 15µF |
| 47µF 63V 6µF | 1500µF 16V 25µF |
| 47µF 25V 6µF | 2200µF 10V 25µF |
| 47µF 63V 6µF | 3300µF 6 4 26µF |

VERO BOARD 0.1 0.15

| | | | |
|----------------|------------|-----|-----|
| 24 | 5 | 28p | 28p |
| 24 | 32 | 26p | 19p |
| 32 | 32 | 32p | 32p |
| 32 | 32 | 28p | 28p |
| 21 | 1 | 7p | 7p |
| 21 | 5 (Plain) | — | 14p |
| 21 | 32 (Plain) | — | 12p |
| 5 | 32 (Plain) | — | 22p |
| Insertion tool | | 59p | 59p |
| Track Cutter | | 44p | 44p |
| Pins, Prec. 25 | | 10p | 10p |

TRANSISTORS

| | | | |
|--------|------|--------|-----|
| AC126 | 161p | BC212L | 12p |
| AC128 | 22p | BC213L | 12p |
| AC129 | 11p | BC214L | 17p |
| BC108 | 12p | OC44 | 18p |
| BC109 | 13p | OC71 | 13p |
| BC148 | 12p | OC81 | 16p |
| BC149 | 12p | OC170 | 23p |
| BC182L | 12p | T1543 | 33p |
| BC183L | 12p | 2N2926 | 11p |
| BC184L | 13p | 2N3702 | 11p |

POTENTIOMETERS
 Carbon Track 5KΩ to 2MΩ, log or lin. Single, 16µF. Dual Gang 46p. Log Single with Switch 26p.
 Slider Pots, 10K, 100K, 500K, 30mm, 34p, 45mm, 47p, 60mm, 55p.

DIODES

| | |
|--------|-----|
| IN4001 | 63p |
| IN4002 | 7p |
| IN4003 | 9p |
| IN4004 | 9p |
| IN4005 | 12p |
| IN4006 | 14p |
| IN914 | 7p |
| IN916 | 7p |
| BA100 | 10p |
| OA5 | 42p |
| OA47 | 9p |
| OAB1 | 11p |
| OAZ00 | 8p |

PLUGS

| | |
|------------|------|
| DIN 2 Pin | 12p |
| 3 Pin | 13p |
| 5 Pin 180° | 15p |
| Std. Jack | 14µF |
| 2.5mm Jack | 11p |
| Phono | 53p |

SOCKETS

| | |
|------------|------|
| DIN 2 Pin | 10p |
| 3 Pin | 10p |
| 5 Pin 180° | 12p |
| Std. Jack | 14µF |
| 2.5mm Jack | 11p |
| Phono | 53p |

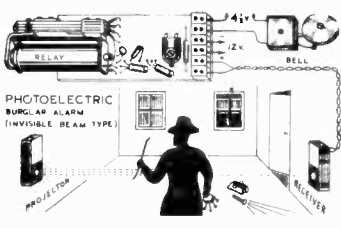
ELECTROLYTIC CAPACITORS. Tubular & Large Cans
 (µF/V): 1/25, 2/25, 4/25, 4.7/10, 5/25, 8/25, 10/10, 10/50, 16/25, 22/63, 25/25, 25/50, 32/25, 50/25, 100/10, 100/25, 63p, 50/50, 8p, 100/50, 200/25, 11p, 250/50, 18p, 500/10, 11p, 500/25, 15p, 500/50, 18p, 1000/10, 15p, 1000/25, 22p, 1000/50, 40p, 2000/10, 20p, 1000/100, 90p, 2000/25, 30p, 2000/100, 95p, 2500/25, 38p, 2500/50, 62p, 3000/50, 80p, 5000/25, 66p, 5000/50, £1-10.
 111-VOLT: 4/450, 14p, 8/350, 19p, 8/450, 20p, 16/350, 22p, 16/450, 23p, 32/350, 33p, 50/250, 20p, 100/500, 88p.

METALLISED PAPER CAPACITORS
 250V: 0.05µF, 0.1µF, 6p, 0.25, 6p, 0.5µF, 7µF, 1µF, 9p.
 500V: 0.025, 0.05, 6p, 0.1, 6p, 0.25, 7µF, 0.5, 9p.
 1000V: 0.01, 11p, 0.022, 13p, 0.047, 0.1, 15p, 0.22, 23p, 0.47, 28p.
 Screened Wire, Metre 61p
 Twin Screened Wire, Metre 12p
 Stereo Screened Wire, Metre 12p
 Connecting Wire, All colours, Metre 23p
 Neon Bulb, 90V Wire Ended 5 for 24p
 Panel Neon, 240V, Red, Amber, Clear 161p

New kit. 5E12 1W metal 12p
Ultra low noise new resistors. 12p
With full colour coding. 23p
5 each E12 value, 10Ω—1M. 25p
total 305. £2-75

PHOTOELECTRIC KIT

CONTENTS. P.C. Chassis Board, Chemicals, Etching Manual, Infra-Red Photo-transistor, Latching Relay, 2 Transistors, Diode, Resistors, Gain Control, Terminal Block, Elegant Case, Screws, etc. In fact everything you need to build a Steady-Light Photo-Switch/Counter/Burglar Alarm, etc. (Project No. 1) which can be modified for modulated-light operation with a few additional components.



PHOTOELECTRIC KIT
 £2-85
 Postage and Pack, 15p (U.K.)
 Commonwealth
 SURFACE MAIL 25p
 AIR MAIL £1-40
 Australia, New Zealand,
 S. Africa, Canada and U.S.A.
 Also Essential Data Circuits
 and Plans for Building
 10 Advanced Designs

INVISIBLE BEAM OPTICAL KIT
 Everything needed (except plywood) for building: 1 Invisible-Beam Projector and 1 Photocell Receiver (as illustrated). Suitable for all Photoelectric Burglar Alarms, Counters, Door Openers, etc.
 CONTENTS: 2 lenses, 2 mirrors, 2 45-degree wooden blocks. Infra-red filter, projector lamp holder, screws, nails, brackets, building plans, etc. Price £1-45. Postage and Pack, 10p (U.K.). Commonwealth: Surface Mail 20p, Air Mail 50p.

LONG RANGE INVISIBLE BEAM OPTICAL KIT
 CONTENTS: As above. Twice the range of standard kit. Larger Lenses, Filter, etc. Price £2-10. Postage 10p (U.K.). Commonwealth: Surface 20p, Air Mail £1-15.

BIOFEEDBACK AMPLIFIER KIT
 Tunable, General-Purpose, Interference-Rejecting Differential Amplifier for experimental investigation of signals produced by the brain, heart and muscles. When used with an oscilloscope, or aural indicator, it enables you to monitor your brainwaves, learn to relax, meditate, etc.
 CONTENTS: All Capacitors, Resistors, Pots, Semiconductors, I.C., Electrodes, Leads, Chassis, Case, Batteries, Plans and Instructions. Price £4-75 postage and pack, 25p (U.K.). Commonwealth: Surface 30p. Air Mail £1.

ALPHA-BETHA-THETA BRAINWAVE MONITOR KIT
 Aural Brainwave Indicator for use with a Biofeedback Amplifier. Converts subsonic brain frequencies into audible signals for easy recognition.
 CONTENTS: Resistors, Pots, Capacitors, Transistors, Diodes, Leads, Chassis, Case, Earphone, Battery, Plans and Instructions. Price £3-25, postage and pack, 15p (U.K.). Commonwealth: Surface 25p. Air Mail 75p.

YORK ELECTRICS Mail Order Dept.
 335 BATTERSEA PARK ROAD, LONDON, S.W.11
 Send S.A.E. for full details, a brief description of all Kits and Projects

NEW PRACTICAL PAPERBACKS FROM FOULSHAM-TAB

| | | | |
|------------------------------------------------------------------------|-------|------------------------------------------------------------------|-------|
| 125 TYPICAL ELECTRONIC CIRCUITS ANALYSED AND REPAIRED, by Art Margolis | £1-45 | LANDSAILING FROM RC MODELS TO BIG ONES, by George Sipposs | £1-45 |
| UNDERSTANDING AND USING THE OSCILLOSCOPE, by Clayton Hallmark | £1-70 | SMALL APPLIANCE REPAIR GUIDE, by Lemons and Montgomery | £1-50 |
| PICTORIAL GUIDE TO COLOUR TV CIRCUIT TROUBLES, by Forest Belt | £1-60 | BASIC COLOUR TV COURSE, by Stan Prentiss | £2-20 |
| HOW TO REPAIR SMALL PETROL ENGINES, by Paul Dempsey | £1-75 | ELECTRONICS HOBBYIST IC PROJECT HANDBOOK, by Robert M. Brown | £1-40 |
| TROUBLESHOOTING SOLID STATE AMPLIFIERS, by Ben Gaddis | £1-60 | RADIO COMMUNICATION TRANSCEIVER SERVICING, by Burns and Sands | £1-45 |
| FUN WITH ELECTRICITY, by Tom Kennedy, Jnr. | £1-30 | 99 WAYS TO USE THE OSCILLOSCOPE, by Albert Saunders | £1-45 |
| TRANSISTORS—HOW TO TEST—HOW TO BUILD, by Tab Editorial | £1-20 | ON THE COLOUR TV SERVICE BENCH, by Jay Shane | £1-45 |
| HOW TO FIX RADIOS AND PRINTED CIRCUITS, by Leonard C Lane | £1-60 | BASIC RADIO COURSE, by John T. Frye | £1-50 |
| HANDBOOK OF MAGNETIC RECORDING, by Finn Jorgensen | £1-45 | HOW TO REPAIR HOME AND CAR AIR CONDITIONERS, by Lemons and Price | £1-45 |
| | | COMPLETE MINI BIKE HANDBOOK, by Paul Dempsey | £1-85 |

FOULSHAM-TAB LTD.
 YEovil ROAD, SLOUGH, BUCKS.

CRESCENT RADIO LTD.

11-15 & 17 MAYES ROAD, LONDON N22 6TL
(also) 13 SOUTH MALL, EDMONTON, N.9

MAIL ORDER DEPT.

11 MAYES ROAD, LONDON N22 6TL
Phone 888 3206 & (EDM.) 803 1685

ADD LUXURY TO YOUR CAR

WITH A MOTOR DRIVEN CAR AERIAL

Spec.: 5 Section,
Extended Length 100cm
Length under Fender 40cm
Cable Length 120cm
Supplied complete with Fixing
Bracket and Control Switch **£6.75** plus 2-9p P. & P.



"CRESCENT BEAT BRITE" SINGLE CHANNEL SOUND TO LIGHT UNIT

This fantastic little box produces a 4" x 3" x 2" when connected to the output of a sound source from 1 to 100 watts produces a psychedelic light display of up to 1000 watts. Complete with a sensitive level control the unit is fused and cannot harm your amplifier. A Bargain at **£7.50** plus 10p.

"CRESCENT" BUBBLE LIGHT SHOW

A new and exciting feature for the professional disc jockey or to give the private party an electric atmosphere, a projected kaleidoscope of colour. Specification: Projector 100W, convection cooled, at 30ft the projected image = 15ft; Motor: 1 rev. per 2 min.; Liquid Wheel: 6in diameter multicolour. The Motor is fitted to the Projector and can only be purchased as a single unit. The Liquid Wheel, however, is our very popular standard model & may be purchased separately. A bargain—Projector with Motor ready for instant use, **£15**; 6in Liquid Wheel, **£5** = **£20** + 75p carr.

TRI-VOLT BATTERY ELIMINATOR

Enables you to work your Transistor Radio, Amplifier or Cassette, etc., from the a.c. mains through this compact Eliminator. Just by moving a plug you can select the voltage you require, 6, 7½ or 9 volt. This means all your transistor power pack applications can be handled by this one unit. Approx. size 2½in x 2½in x 3½in. Our Price **£2.75** plus 10p P. & P. Same model, suitably wired for the Philips Cassette **£3** plus 10p P. & P.

7in x 4in LOUDSPEAKER

A top quality speaker ideal where small size is important. Manufactured by E.M.I. for a well-known hi-fi set maker. Size: 7in x 4in. Impedance: 8 ohms. Flux: 38,000 Max. Free range: 90Hz to 12kHz. Power handling: 5W. Unbeatable. Price: **£1.80**. Free postage on this item.

AMTROP KITS

- | | | |
|-------|------------------------------|--------|
| UK65 | Transistor Tester | £1-66 |
| UK92 | Telephone Amp | £8-28 |
| UK115 | Hi-Fi Amp—8W | £4-50 |
| UK130 | Mono Control Unit | £4-15 |
| UK145 | Amp—15W | £8-81 |
| UK165 | RIAA Equalised Stereo Amp | £5-30 |
| UK195 | Mini-Amp—2W | £3-66 |
| UK220 | Signal Injector | £2-65 |
| UK230 | AM-FM Aer. Amp | £3-29 |
| UK275 | Mike Pre-Amp | £6-98 |
| UK300 | 4 Channel Radio Control T.X. | £6-21 |
| UK310 | Radio Control Receiver | £3-29 |
| UK315 | MW Radio Receiver | £7-92 |
| UK320 | AM Tuner | £4-60 |
| UK710 | 4 Channel A.F. Mixer | £12-59 |
| UK715 | Photoelectric Cell Switch | £8-97 |
| UK835 | Guitar Pre-Amp | £4-98 |
| UK875 | Cap. Discharge Ignition | £13-19 |
| UK915 | R.F. Amp 12-170MHz | £2-66 |
| UK935 | Wide Band Amp 20Hz to 130MHz | £2-66 |

TRI-VOLT CAR SUPPLY

Enables you to work your Transistor Radio, Amplifier or Cassette, etc. from the 12 volt car supply. Positive or negative earth. Approx. size = 2in x 3½in x 1½in. This converter supplies 6, 7½ or 9 volts and is transistor regulated. A real money saving device for **£2.50**, 10p P. & P.

"C.300" DISCO CONTROL PACK

A control unit which when connected to twin decks makes a disco of professional quality. We supply a smart front panel which incorporates controls, switch and input sockets. The control module, I.C. construction incorporating mixing, pre-amp and headphone listening amplifier. The power pack enables this unit to work from the standard mains. * Inputs include Mic., Tape/Cassette and Twin Decks. * Controls include Mic., Tape, Each Deck, Mono, **£14**. Stereo, **£17** plus 20p carr.

3 KILOWATTS PSYCHEDELIC LIGHT CONTROL UNIT



Three Channel: Bass—Middle—Treble. Each channel has its own sensitivity control. Just connect the input of this unit to the loudspeaker terminals of an amplifier, and connect three 250V up to 1000W lamps to the output terminals of the unit, and you produce a fascinating sound-light display. (All guaranteed) **£18.50** plus 38p P. & P.

LOW VOLTAGE AMPLIFIER

A transistor amplifier complete with volume control, is suitable for 9V d.c. and a.c. supplies. Will give about 1W at 8 ohm output. With high IMP input this amplifier will work as a record player, baby alarm, etc., amplifier. **£1.75** plus 13p P. & P.

200/250V MAINS RELAY

Heavy duty contacts, 2,500Ω coil. All new and unused. D.P.D.T. mains relays 50p + V.A.T. Carr. Free. Special quantity price: **£40** per 100 relays.

MINI LOUDSPEAKERS

2½in 80 ohm, 50p; 2½in 40 ohm, 50p. Please include 5p P. & P. on each L.S.



for fast, easy reliable soldering

Ersin Multicore Solder contains 5 cores of non-corrosive flux, instantly cleaning heavily oxidised surfaces. No extra flux is required.

EASY-TO-USE DISPENSERS



Size 5
Savbit alloy
18 swg, 24p (illustrated).
Size 19A
60/40 alloy
18 swg, 25p
Size 15
60/40 alloy
22 swg, 28p

IDEAL FOR HOME CONSTRUCTORS

Size 1 cartons in 40/60, 60/40 and Savbit alloys in 7 gauges 36p



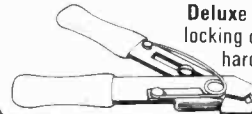
Size 12 REEL for Service Engineers and Electricians.

18 swg Savbit alloy, **£1.16**



BIB WIRE STRIPPER AND CUTTER

Deluxe Model 9 Automatic opening spring, locking catch, plastic-covered handles. Case hardened and precision ground. Adjusts to most wire sizes. Cuts and strips flex, splits plastic twin flex. **75p**



Prices shown are recommended retail, excluding V.A.T. From Electrical and Hardware Shops. If unobtainable, send 10p p&p direct to: **Big Hi-Fi Accessories Limited, Hemel Hempstead, Herts HP2 7EP**



become a RADIO-AMATEUR!

learn how to become a radio-amateur in contact with the whole world. We give skilled preparation for the G.P.O. licence

free!

Brochure, without obligation to:

BRITISH NATIONAL RADIO & ELECTRONICS SCHOOL
P.O. BOX 156, JERSEY

NAME :

ADDRESS :

EB54

BLOCK CAPS please

CRESCENT CATALOGUE

If you construct you should own one. Send 20p inc. carriage.

VAT

★ Please include 10% VAT on goods plus carriage.

The largest selection

EX COMPUTER BOARDS

Packed with transistors, diodes, capacitors and resistors—COMPONENT VALUE £1-50. 3 for ONLY 55p + p & p 30p.
SPECIAL. As above PLUS Power Transistors ONLY 55p each + p & p 10p.
STABILISED POWER MODULES
 Complete with circuit diagrams, etc. 99p each + p & p 15p.
PAXOLINE BOARDS 7½ x 9" approx. 4 for 80p + p & p 20p.

FIBRE-GLASS PRINTED CIRCUIT BOARDS

16½ x 4" approx. 2 for 55p

DECON-DALO 33pC Marker

Etch resistant printed circuit marker pen 90p each

VEROBOARDS

Packs containing approx. 50sq. ins. various sizes, all 0-1 matrix 55p

REPANCO CHOKES & COILS

RF Chokes
 CH1 2.5mH 25p CH2 5.0mH 25p
 CH3 7.5mH 25p CH4 10mH 25p
 CH5 1.5mH 25p

COILS

DRX1 Crystal set 31p DRX2 Dual range 45p

COIL FORMERS & CORES

NORMAN 1" Core & Formers 7p
 2" Cores & Formers 8p

SWITCHES

DP/DT Toggle 25p SP/ST Toggle 18p

FUSES

1" and 20mm. 100mA, 200mA, 250mA, 500mA, 1A, 1.5A, 2A
 QUICK-BLOW 4p ea. ANTI-SURGE 5p ea.

EARPHONES

Crystal 2.5mm plug 38p
 Crystal 3.5mm plug 35p
 8 ohms 2.5mm plug 22p
 8 ohms 3.5mm plug 22p

DYNAMIC MICROPHONES

B1223 200 ohms plus on/off switch and 2.5mm and 3.5mm plugs £1-60

3-WAY STEREO HEADPHONE JUNCTION BOX

H1012 £1-87

2-WAY CROSSOVER NETWORK

K4007 80 ohms Imp. Insertion loss 3dB £1-21

SELECTED RESISTORS

R1. Our mix. ¼ watt carbon 50 for 55p

CAR STEREO SPEAKERS

(Angled) £3-85 per pair.

BI-PAK

CATALOGUE AND LISTS

Send S.A.E. and 10p.

INSTRUMENT CASES



(Black Vinyl covered)

| No. | Length | Width | Height | Price |
|-----|--------|-------|--------|-------|
| BV1 | 8" | 4" | 2" | 90p |
| BV2 | 11" | 6" | 3" | £1-20 |

ALUMINIUM BOXES

| | | | | |
|-----|-----|-----|-----|-----|
| BA1 | 3½" | 2½" | 1½" | 42p |
| BA2 | 4" | 4" | 1½" | 41p |
| BA3 | 4" | 2½" | 1½" | 41p |
| BA4 | 5½" | 4" | 1½" | 47p |
| BA5 | 4" | 2½" | 2" | 41p |
| BA6 | 3" | 2" | 2" | 34p |
| BA7 | 7" | 5" | 2½" | 66p |
| BA8 | 8" | 6" | 3" | 84p |
| BA9 | 6" | 4" | 2" | 54p |

VISIT OUR COMPONENT SHOP

18 BALDOCK ST., WARE, Herts. (A10)

Open Mon.-Thurs. 9.15-6 p.m. Sat. 9.15-5.30. Late Night Shopping until 7 Fri. Tel. 61693

BIB HI-FI ACCESSORIES

De Luxe Groov-Kleen

Model 42 £1-84

Chrome Finish Model 60 £1-50



Ref. 36A. Record/Stylus Cleaning Kit 28p
 Ref. 43. Record Care Kit £2-35
 Ref. 31. Cassette Head Cleaner 54p
 Ref. 32. Tape editing Kit £1-54
 Model 9. Wire Stripper/Cutter 83p

Ref. P. Hi-Fi Cleaner 31p
 Ref. 32A. Stylus Balance £1-36
 Ref. J. Tape Head Cleaning Kit 51p
 Ref. 34. Cassette Case £1-27
 Ref. 35. Hi-Fi Stereo Hints & Tips 32p

ANTEX SOLDERING IRONS

X25 25 watt £1-93
 CCN 240 15 watt £2-15
 Model G. 18 watt £2-15
 SK2. Soldering Kit £2-86
 STANDS: ST1 £1-21. ST2 77p
 SOLDER. 188WG Multicores 7oz 82p
 228WG 7oz 82p. 188WG 22ft 28p
 228WG Tube 22p

ANTEX BITS AND ELEMENTS

Bits No.
 102 For model CCN240 ½"
 102 For model CCN240 ¼"
 1100 For model CCN240 ½"
 1101 For model CCN240 ¼"
 1102 For model CCN240 1"
 1020 For model G240 ½"
 1021 For model G240 1"
 1022 For model G240 ¼"
 50 For model X25 ½"
 51 For model X25 1"
 52 For model X25 ¼"

ALL 38p each

ELEMENTS

ECN 240 £1-16 ECCN 240 £1-32
 EG 240 £1-16 EX 25 £1-16

ANTEX HEAT SINKS 10p

VAT included in all prices. Orders add 10p P. & P. (U.K. only). Overseas orders—please add extra for postage.

NEW COMPONENT PAK BARGAINS

| Pack No. | Qty. | Description | Price |
|----------|------|--------------------------------------------------|-------|
| C1 | 250 | Resistors mixed values approx. count by weight | 0-55 |
| C2 | 200 | Capacitors mixed values approx. count by weight | 0-56 |
| C3 | 50 | Precision Resistors 0.1%, 0.01% mixed values | 0-55 |
| C4 | 75 | ¼th W Resistors mixed preferred values | 0-56 |
| C5 | 5 | Pieces assorted Ferrite Rods | 0-56 |
| C6 | 2 | Tuning Gangs, MW/LW VHF | 0-55 |
| C7 | 7 | Pack Wire 50 metres assorted colours | 0-55 |
| C8 | 10 | Reed Switches | 0-55 |
| C9 | 3 | Micro Switches | 0-56 |
| C10 | 15 | Assorted Pots & Pre-Sets | 0-55 |
| C11 | 5 | Jack Sockets 3 x 3.5mm Standard Switch Type | 2-6x |
| C12 | 40 | Paper Condensers preferred types mixed values | 0-55 |
| C13 | 20 | Electrolytics Trans. types | 0-55 |
| C14 | 1 | Pack assorted Hardware—Nuts/Bolts, Grommets etc. | 0-55 |
| C15 | 4 | Mains Slide Switches | 0-55 |
| C16 | 20 | Assorted Tag Strips & Panels | 0-55 |
| C17 | 10 | Assorted Control Knobs | 0-55 |
| C18 | 4 | Rotary Wave Change Switches | 0-55 |
| C19 | 3 | Relays 6—24V Operating | 0-55 |
| C20 | 4 | Sheets Copper Laminate approx. 10" x 7" | 0-55 |

PLUGS AND SOCKETS

PS 35 DIN 2 Pin (Speaker) 0-06
 PS 36 DIN 3 Pin 0-10
 PS 37 DIN 5 Pin 180° 0-10
 PS 38 DIN 5 Pin 240° 0-10
 PS 39 Jack 2.5mm Switched 0-09
 PS 40 Jack 3.5mm Switched 0-10
 PS 41 Jack 1" Switched 0-17
 PS 42 Jack Stereo Switched 0-26
 PS 43 Phono Single 0-06
 PS 44 Phono Double 0-10
 PS 45 Car Aerial 0-09
 PS 46 Co-Axial Surface 0-09
 PS 47 Co-Axial Flush 0-14

INLINE SOCKETS

PS 21 D.I.N. 2 Pin (Speaker) 0-13
 PS 22 D.I.N. 3 Pin 0-17
 PS 23 D.I.N. 5 Pin 180° 0-17
 PS 24 D.I.N. 5 Pin 240° 0-17
 PS 25 Jack 2.5mm Plastic 0-10
 PS 26 Jack 3.5mm Plastic 0-12
 PS 27 Jack 1" Plastic 0-24
 PS 28 Jack 1" Screened 0-28
 PS 29 Jack Stereo Plastic 0-22
 PS 30 Jack Stereo Screened 0-32
 PS 31 Phono Screened 0-14
 PS 32 Car Aerial 0-15
 PS 33 Co-Axial 0-17

PLUGS

PS 1 D.I.N. 2 Pin (Speaker) 0-11
 PS 2 D.I.N. 3 Pin 0-12
 PS 3 D.I.N. 4 Pin 0-16
 PS 4 D.I.N. 5 Pin 180° 0-14
 PS 5 D.I.N. 5 Pin 240° 0-15
 PS 6 D.I.N. 6 Pin 0-16
 PS 7 D.I.N. 7 Pin 0-15
 PS 8 Jack 2.5mm Screened 0-10
 PS 9 Jack 3.5mm Plastic 0-09
 PS 10 Jack 3.5mm Screened 0-12
 PS 11 Jack 1" Plastic 0-13
 PS 12 Jack 1" Screened 0-18
 PS 13 Jack Stereo Screened 0-29
 PS 14 Phono 0-06
 PS 15 Car Aerial 0-15
 PS 16 Co-Axial 0-10

CABLES

CP 1 Single Lapped Screen 0-06
 CP 2 Twin Common Screen 0-08
 CP 3 Stereo Screened 0-08
 CP 4 Four Core Common Screen 0-28
 CP 5 Four Core Individually Screened 0-30
 CP 6 Microphone Fully Braided Cable 0-10
 CP 7 Three Core Mains Cable 0-07
 CP 8 Twin Oval Mains Cable 0-06
 CP 9 Speaker Cable 0-04
 CP 10 Low Loss Co-Axial 0-10

CARBON

POTENTIOMETERS
 Log and Lin
 47K, 10K, 22K, 47K, 100K, 220K, 470K, 1M, 2M
 VC 1 Single Less Switch 0-14
 VC 2 Single D.P. Switch 0-28
 VC 3 Tandem Less Switch 0-44
 VC 4 1K Lin Less Switch 0-14
 VC 5 100K Log anti-Log 0-44

HORIZONTAL CARBON PRESETS

0-1 watt 0-06 each
 100, 220, 470, 1K, 2.2K, 4.7K, 10K, 22K, 47K, 100K, 220K, 470K, 1M, 2M, 4.7M

WORLD SCOOP

JUMBO

SEMICONDUCTOR PAK
 Transistors, Germ. and Silicon Rectifiers, Diodes, Triacs, Thyristors, I.C.s and Zeners. ALL NEW AND CODED.

APPROX. 100 PIECES

Offering the amateur a fantastic bargain Pak and an enormous saving—identification and data sheet in every Pak.

ONLY £2 P. & P. 20p.

EX-COMPUTER BOARDS—BY THE BOXFUL!

20 Boards packed with Semiconductors and other Electronic Components. Each board approx. size 8in x 7in. All known type numbers and easily recognisable.

FANTASTIC VALUE AT £2-20 per Box. P. & P. 52p

SPECIAL PURCHASE

2N3055. Silicon Power Transistors NPN. Famous manufacturers out-of-spec devices free from open and short defects—every one able! 115V. T03. Metal Case

OUR SPECIAL PRICE 8 for £1

LOW COST CAPACITORS

0-01µF 400V. 5p each
 500µF 50V. Elect. 10p each

RECORD STORAGE/CARRY CASES

7in EP, 18½in x 7in x 8in (50 records) £2-10
 12in LP, 13½in x 7in x 12½ (50 records) £2-95

CASSETTE CASES

Holds 12. 10in x 3½in x 5in. Lock and handle. £1-30.

8-TRACK CARTRIDGE CASES

Holds 14. 13in x 5in x 6in. Lock and handle. £1-95.
 Holds 24. 13½in x 8in x 5½in. Lock and handle. £2-70.

COLOURS: Red, black and tan, please state preference

REPANCO TRANSFORMERS

240V. Primary. Secondary voltages available from selected tappings 4V, 7V, 8V, 10V, 14V, 15V, 17V, 19V, 21V, 25V, 31V, 33V, 40, 50 and 25V-0-25V.

| Type | Amps | Price | P. & P. |
|--------|------|-------|---------|
| MT50/1 | 1 | £1-93 | 30p |
| MT50/1 | 1 | £2-42 | 35p |
| MT50/2 | 2 | £3-30 | 40p |

CARTRIDGES

ACOB GP91-18C. 200mV at 1-2cm/sec £1-16
 ACOB GP93-1. 280mV at 1cm/sec £1-65
 ACOB GP96-1. 100mV at 1cm/sec £2-65
 TTC J-2005. Crystal/Hi Output 86p
 TTC J-200 10C Crystal/Hi Output Compatible £1-10
 TTC J-200 CS Stereo/Hi Output £1-80
 TTC J-2105 Ceramic/Med. Output £1-64

CARBON FILM RESISTORS

The E12 Range of Carbon Film Resistors, 1 watt available in PAKS of 50 pieces, assorted into the following groups—
 R1 50 Mixed 100 ohms-820 ohms 40p
 R2 50 Mixed 1K ohms-8.2K ohms 40p
 R3 50 Mixed 10K ohms-82K ohms 40p
 R4 50 Mixed 100K ohms-1 Meg. ohms 40p
 THESE ARE UNEATABLE PRICES—LESS THAN 1p EACH INCL. V.A.T.


BI-PAK SUPERIOR QUALITY LOW-NOISE CASSETTES

C60, 32p; C90, 41p; C120, 52p

-the lowest prices!

BI-PAK QUALITY COMES TO AUDIO!

AL10/AL20/AL30 AUDIO AMPLIFIER MODULES



The AL10, AL20 and AL30 units are similar in their appearance and in their general specification. However, careful selection of the plastic power devices has resulted in a range of output powers from 3 to 10 watts R.M.S.

The versatility of their design makes them ideal for use in record players, tape recorders, stereo amplifiers and cassette and cartridge tape players in the car and at home.

| Parameter | Conditions | Performance |
|---------------------------|-----------------------------------------------------|------------------|
| HARMONIC DISTORTION | Po = 3 WATTS f = 1KHz | 0.25% |
| LOAD IMPEDANCE | — | 8-16Ω |
| INPUT IMPEDANCE | f = 1KHz | 100 kΩ |
| FREQUENCY RESPONSE -3dB | Po = 2 WATTS | 50 Hz-25KHz |
| SENSITIVITY FOR RATED O/P | V _{in} = 25V, R _L = 8Ω f = 1KHz | 75mV, RMS |
| DIMENSIONS | — | 3" x 2 1/2" = 1" |

The above table relates to the AL10, AL20 and AL30 modules. The following table outlines the differences in their working conditions.

| Parameter | AL10 | AL20 | AL30 |
|-----------------------------------------------|---------------------|---------------------|----------------------|
| Maximum Supply Voltage | 25 | 30 | 30 |
| Power out for 2% T.H.D. (RL = 8Ω f = 1KHz) | 3 watts RMS Min. | 5 watts RMS Min. | 10 watts RMS Min. |

AUDIO AMPLIFIER MODULES

AL 10. 3 watts £2.19
AL 20. 5 watts £2.50
AL 30. 10 watts £3.01

POWER SUPPLIES

PS 12. (Use with AL10 & AL20) 88p
SPM 80. (Use with also AL30 & AL50) £3.25
FRONT PANELS PA 12 with Knobs £1.00

PRE-AMPLIFIERS

PA 12. (Use with AL10 & AL20) £4.35
PA 100. (Use with AL30 & AL50) £13.15

TRANSFORMERS

T461 (Use with AL10) £1.38 P & P 15p
T538 (Use with AL20) £1.63 P & P 15p
BMT80 (Use with AL30 & AL50) £2.15 P & P 25p

PA12 PRE-AMPLIFIER SPECIFICATION

The PA12 pre-amplifier has been designed to match into most budget stereo systems. It is compatible with the AL 10, AL 20 and AL 30 audio power amplifiers and it can be supplied from their associated power supplies. There are two stereo inputs, one has been designed for use with *Ceramic cartridges while the auxiliary input will suit most *Magnetic cartridges. Full details are given in the specification table. The four controls are, from left to right: Volume and on/off switch, balance, bass and treble. Size 152mm x 84mm x 35mm.


Frequency response—
20Hz-50KHz (±3dB)
Bass control—
= 12dB at 60Hz
Trebble control—
+ 14dB at 14KHz
*Input 1. Impedance
= 1 Meg. ohm
Sensitivity 300mV
*Input 2. Impedance
= 39 K ohms
Sensitivity 4mV

**LOOK FOR OUR
SEMICONDUCTOR ADVERTISEMENTS IN
Practical Wireless and RADIO CONSTRUCTOR**

ALL PRICES INCLUDE VAT


The STEREO 20

The "Stereo 20" amplifier is mounted, ready wired and tested on a one-piece chassis measuring 20 cm x 14 cm x 5.5 cm. This compact unit comes complete with on/off switch volume control, balance, bass and treble controls. Transformer, Power supply and Power amp. Attractively printed front panel and matching control knobs. The "Stereo 20" has been designed to fit into most turntable plinths without interfering with the mechanism or, alternatively, into a separate cabinet. Output power 20w peak. Input 1 (Cer.) 300mV into 1M. Freq. res. 25Hz-25KHz. Input 2 (Aux.) 4mV into 30K. Harmonic distortion. Bass control ±12dB at 60Hz typically 0.25% at 1 watt. Treble con. ±14dB at 14kHz.



£14.45

NOW WE GIVE YOU 50w PEAK (25w R.M.S.) PLUS THERMAL PROTECTION! The NEW AL60 Hi-Fi Audio Amplifier FOR ONLY £3.95




- Max Heat Sink temp 90°C.
- Frequency Response 20Hz to 100KHz
- 0.1% Distortion
- Distortion better than 1% at 1KHz
- Supply voltage 10-35 volts
- Thermal Feedback
- Latest Design Improvements
- Load — 3, 4, 8 or 16 ohms
- Signal to noise ratio 80dB
- Overall size 63mm x 105mm x 13mm

Especially designed to a strict specification. Only the finest components have been used and the latest solid state circuitry incorporated in this powerful little amplifier which should satisfy the most critical A.F. enthusiast.

FULLY BUILT — TESTED and GUARANTEED

STABILISED POWER MODULE SPM80



AP80 is especially designed to power 2 of the AL50 Amplifiers, up to 16 watt (r.m.s.) per channel simultaneously. This module embodies the latest components and circuit techniques incorporating complete short circuit protection. With the addition of the Mains Transformer MT80, the unit will provide outputs of up to 1.5 amps at 35 volts. Size: 63mm x 105mm x 30mm. These units enable you to build Audio Systems of the highest quality at a hitherto unobtainable price. Also ideal for many other applications including:—Disco Systems, Public Address, Intercom Units, etc. Handbook available 10p PRICE £3.25

TRANSFORMER BMT80 £2.15 p. & p. 28p

STEREO PRE-AMPLIFIER TYPE PA100

Built to a specification and NOT a price, and yet still the greatest value on the market. The PA100 stereo pre-amplifier has been conceived from the latest circuit techniques. Designed for use with the AL50 power amplifier system, this quality made unit incorporates no less than eight silicon planar transistors, two of these are specially selected low noise NPN devices for use in the input stages. Three switched stereo inputs, and rumble and scratch filters are features of the PA100, which also has a STEREO/MONO switch, volume, balance and continuously variable bass and treble controls.

SPECIFICATION

Frequency Response 20Hz-20KHz ±1dB
better than 0.1%
Harmonic Distortion
Inputs: 1. Tape Head 1.25 mV into 50KΩ
2. Radio, Tuner 35 mV into 50KΩ
3. Magnetic P.U. 1.5 mV into 50KΩ
All input voltages are for an output of 250mV. Tape and P.U. inputs equalised to RIAA curve within ±1dB, from 20Hz to 20KHz.
Bass Control ±15dB at 20Hz
Trebble Control ±15dB at 20KHz
Filters: Rumble (High Pass) 100Hz
Scratch (Low Pass) 8KHz
Signal/Noise Ratio better than -65dB
Input overload +26dB
Supply +35 volts at 20mA
Dimensions 292mm x 82mm x 35mm

ONLY £13.15

SPECIAL COMPLETE KIT COMPRISING 2 AL50's, 1 SPM80, 1 BMT80 & 1 PA100 ONLY £25.30 FREE p. £ p.

Giro No. 388-7006

Please send all orders direct to warehouse and despatch department

BI-PAK

P.O. BOX 6, WARE · HERTS

Postage and packing add 11p. Overseas add extra for airmail.
Minimum order 35p. Cash with order please.

Guaranteed Satisfaction or Money Back

RS VALVE MAIL ORDER CO.

16a WELLFIELD ROAD, LONDON SW16 2BS
SPECIAL EXPRESS MAIL ORDER SERVICE
 Express postage 1p per transistor, over ten pence free
 INTEGRATED CIRCUITS 5p + 1p each added

| Part No. | Price | Part No. | Price | Part No. | Price | Part No. | Price |
|----------|-------|------------|-------|-----------|-------|----------|-------|
| 1N21 | 0-17 | AFZ11 | 1-15 | BY213 | 0-25 | OAZ205 | 0-48 |
| 1N23 | 0-35 | AFZ12 | 2-00 | BY210 | 0-45 | OAZ208 | 0-48 |
| 1N85 | 0-88 | AS120 | 0-20 | BY211 | 0-40 | OAZ207 | 0-45 |
| 1N253 | 0-50 | AS127 | 0-30 | BY212 | 0-40 | OAZ208 | 0-40 |
| 1N256 | 0-50 | AS128 | 0-20 | BY213 | 0-85 | OAZ209 | 0-40 |
| 1N846 | 0-18 | AS129 | 0-30 | BY216 | 1-25 | OAZ210 | 0-40 |
| 1N76A | 0-30 | AS130 | 0-20 | BY216 | 0-60 | OAZ211 | 0-40 |
| 1N914 | 0-08 | AS139 | 0-20 | BY288C3V3 | 0-10 | OAZ222 | 0-45 |
| 1N4007 | 0-12 | AS151 | 0-40 | BZY88C3V3 | 0-10 | OAZ222 | 0-45 |
| 18113 | 0-25 | AS153 | 0-20 | C111 | 0-55 | OAZ224 | 0-45 |
| 18131 | 0-18 | AS155 | 0-20 | CR81/00 | 0-55 | OAZ241 | 0-25 |
| 18202 | 0-22 | AS162 | 0-25 | CR81/40 | 0-45 | OAZ242 | 0-15 |
| 2G371 | 0-40 | AS221 | 1-00 | CS10B | 3-50 | OAZ244 | 0-25 |
| 2G381 | 0-22 | AS223 | 0-75 | DD000 | 0-15 | OAZ246 | 0-15 |
| 2G414 | 0-50 | AU101 | 1-50 | DD003 | 0-15 | OAZ290 | 0-38 |
| 2G417 | 0-25 | AU107 | 1-00 | DD006 | 0-25 | OC10 | 0-80 |
| 2N404 | 0-22 | BC107 | 0-12 | DD007 | 0-40 | OC18T | 1-00 |
| 2N697 | 0-15 | BC108 | 0-12 | DD008 | 0-25 | OC19 | 0-50 |
| 2N698 | 0-30 | BC109 | 0-12 | DD008 | 0-25 | OC20 | 2-00 |
| 2N706 | 0-10 | BC110 | 0-12 | DD007 | 0-40 | OC22 | 1-00 |
| 2N708A | 0-12 | BC111 | 0-12 | DD008 | 0-25 | OC23 | 1-25 |
| 2N708 | 0-15 | BC115 | 0-20 | DD008 | 0-25 | OC24 | 1-10 |
| 2N709 | 0-40 | BC116 | 0-20 | GD4 | 0-10 | OC25 | 0-40 |
| 2N1091 | 0-55 | BC116A | 0-22 | GD5 | 0-25 | OC26 | 0-40 |
| 2N1131 | 0-25 | BC118 | 0-20 | GD8 | 0-25 | OC28 | 0-70 |
| 2N1132 | 0-25 | BC121 | 0-20 | GD12 | 0-10 | OC29 | 0-65 |
| 2N1302 | 0-18 | BC122 | 0-20 | GET102 | 0-50 | OC30 | 0-40 |
| 2N1303 | 0-18 | BC125 | 0-25 | GET103 | 0-40 | OC36 | 0-55 |
| 2N1304 | 0-22 | BC126 | 0-55 | GET113 | 0-25 | OC38 | 0-45 |
| 2N1305 | 0-22 | BC140 | 0-55 | GET114 | 0-30 | OC41 | 0-25 |
| 2N1306 | 0-22 | BC147 | 0-12 | GET115 | 0-75 | OC42 | 0-40 |
| 2N1307 | 0-22 | BC148 | 0-10 | GET116 | 0-85 | OC43 | 0-70 |
| 2N1308 | 0-22 | BC149 | 0-12 | GET120 | 0-50 | OC44 | 0-18 |
| 2N2147 | 0-75 | BC163 | 0-12 | GET172 | 0-50 | OC44M | 0-17 |
| 2N2148 | 0-60 | BC168 | 0-12 | GET175 | 0-40 | OC45 | 0-18 |
| 2N2160 | 1-00 | BC160 | 0-55 | GET180 | 0-55 | OC45M | 0-18 |
| 2N2218 | 0-22 | BC169 | 0-14 | GET181 | 0-25 | OC46 | 0-27 |
| 2N2219 | 0-25 | BCY31 | 0-45 | GET182 | 0-85 | OC57 | 0-60 |
| 2N2369A | 0-18 | BCY32 | 1-20 | GET185 | 0-40 | OC58 | 0-60 |
| 2N2444 | 1-50 | BCY33 | 0-25 | GEX44 | 0-08 | OC59 | 0-60 |
| 2N2513 | 0-22 | BCY34 | 0-45 | GEX45/1 | 0-45 | OC66 | 0-60 |
| 2N2646 | 0-50 | BCY38 | 0-55 | GEX941 | 0-45 | OC70 | 0-18 |
| 2N2904 | 0-20 | BCY39 | 1-00 | GJ3M | 0-50 | OC71 | 0-15 |
| 2N2904A | 0-20 | BCY40 | 0-80 | GJ4M | 0-50 | OC72 | 0-25 |
| 2N2908 | 0-20 | BCY42 | 0-30 | GJ5M | 0-25 | OC73 | 0-50 |
| 2N2907 | 0-22 | BCY70 | 0-15 | GJ7M | 0-50 | OC74 | 0-80 |
| 2N2924 | 0-18 | BCY71 | 0-20 | H81005 | 0-50 | OC75 | 0-50 |
| 2N2925 | 0-15 | BCZ10 | 0-60 | H8100A | 0-30 | OC76 | 0-30 |
| 2N2926 | 0-10 | BCZ11 | 0-65 | MAT100 | 0-20 | OC77 | 0-55 |
| 2N3054 | 0-50 | BD121 | 1-00 | MAT101 | 0-25 | OC78 | 0-55 |
| 2N3055 | 0-50 | BD123 | 1-00 | MAT120 | 0-20 | OC79 | 0-30 |
| 2N3702 | 0-11 | BD124 | 0-80 | MAT121 | 0-25 | OC81 | 0-28 |
| 2N3705 | 0-15 | BDY11 | 1-45 | MJE220 | 0-45 | OC81D | 0-28 |
| 2N3706 | 0-11 | BF115 | 0-22 | MJE2955 | 1-10 | OC81M | 0-20 |
| 2N3707 | 0-13 | BF117 | 0-50 | MJE3055 | 0-75 | OC81DM | 0-18 |
| 2N3709 | 0-10 | BF167 | 0-25 | MPP102 | 0-40 | OC81Z | 0-45 |
| 2N3710 | 0-11 | BF173 | 0-22 | MPP103 | 0-80 | OC82 | 0-28 |
| 2N3711 | 0-11 | BF181 | 0-22 | MPP104 | 0-25 | OC82D | 0-28 |
| 2N3819 | 0-22 | BF182 | 0-22 | MPP105 | 0-25 | OC83 | 0-25 |
| 2N4289 | 0-20 | BF185 | 0-22 | NKT126 | 0-45 | OC84 | 0-50 |
| 2N6027 | 0-53 | BF194 | 0-18 | NKT129 | 0-30 | OC114 | 0-28 |
| 2N6088 | 0-33 | BF195 | 0-18 | NKT211 | 0-25 | OC122 | 1-00 |
| 28301 | 0-50 | BF196 | 0-15 | NKT213 | 0-25 | OC123 | 1-10 |
| 28304 | 1-15 | BF197 | 0-15 | NKT214 | 0-25 | OC139 | 0-40 |
| 28501 | 0-75 | BF201 | 0-25 | NKT218 | 0-40 | OC140 | 0-55 |
| 28703 | 1-00 | BF208 | 0-25 | NKT219 | 0-45 | OC141 | 0-50 |
| AA129 | 0-20 | BFX12 | 0-20 | NKT218 | 1-18 | OC169 | 0-20 |
| AA212 | 0-75 | BFX13 | 0-25 | NKT219 | 0-30 | OC170 | 0-25 |
| AA213 | 0-10 | BFX29 | 0-28 | NKT222 | 0-30 | OC171 | 0-80 |
| AC107 | 0-35 | BFX30 | 0-28 | NKT224 | 0-25 | OC200 | 0-55 |
| AC126 | 0-25 | BFX35 | 0-25 | NKT251 | 0-24 | OC201 | 0-80 |
| AC127 | 0-20 | BFY10 | 0-20 | NKT271 | 0-20 | OC202 | 0-80 |
| AC128 | 0-20 | BFX84 | 0-25 | NKT272 | 0-20 | OC203 | 0-85 |
| AC187 | 0-20 | BFX85 | 0-22 | NKT273 | 0-20 | OC204 | 0-85 |
| AC188 | 0-20 | BFX86 | 0-22 | NKT274 | 0-20 | OC205 | 1-00 |
| ACY17 | 0-25 | BFX87 | 0-22 | NKT275 | 0-25 | OC206 | 1-10 |
| ACY18 | 0-27 | BFX88 | 0-22 | NKT277 | 0-20 | OC207 | 1-00 |
| ACY19 | 0-27 | BFY10 | 1-00 | NKT278 | 0-25 | OC460 | 0-20 |
| ACY20 | 0-22 | BFY11 | 0-50 | NKT301 | 0-55 | OC470 | 0-20 |
| ACY21 | 0-22 | BFY17 | 0-40 | NKT304 | 0-75 | OCP71 | 1-20 |
| ACY22 | 0-16 | BFY18 | 0-45 | NKT403 | 0-70 | ORP12 | 0-55 |
| ACY27 | 0-25 | BFY19 | 0-55 | NKT404 | 0-60 | ORP60 | 0-45 |
| ACY28 | 0-25 | BFY24 | 0-65 | NKT678 | 0-20 | ORP61 | 0-48 |
| ACY38 | 0-25 | BFY46 | 1-00 | NKT713 | 0-30 | PIC44 | 0-29 |
| ACY40 | 0-22 | BFY50 | 0-20 | NKT773 | 0-25 | SE58 | 0-30 |
| ACY41 | 0-22 | BFY51 | 0-20 | NKT777 | 0-25 | SE63 | 0-45 |
| ACY44 | 0-22 | BFY52 | 0-20 | O78B | 0-38 | SE65 | 0-55 |
| AD140 | 0-50 | BFY53 | 0-17 | OA6 | 0-18 | SE640 | 0-75 |
| AD149 | 0-50 | BFY64 | 0-45 | OA47 | 0-08 | SE641 | 0-75 |
| AD181 | 0-39 | BFY90 | 0-75 | OA70 | 0-10 | SE642 | 0-60 |
| AD182 | 0-35 | BFY91 | 0-40 | OA71 | 0-40 | SE644 | 0-55 |
| AF106 | 0-80 | BRX60 | 0-25 | OA73 | 0-15 | SE645 | 0-55 |
| AF114 | 0-25 | BRX78 | 0-18 | OA74 | 0-16 | TB443 | 0-26 |
| AF115 | 0-25 | B8Y26 | 0-17 | OA79 | 0-10 | V15/30P | 0-75 |
| AF116 | 0-25 | B8Y27 | 0-20 | OA81 | 0-10 | V30/201P | 0-75 |
| AF117 | 0-20 | B8Y31 | 0-80 | OA85 | 0-18 | V60/201 | 0-50 |
| AF118 | 0-50 | B8Y8A | 0-12 | OA86 | 0-18 | V60/201P | 0-75 |
| AF119 | 0-20 | B8Y85 | 0-18 | OA90 | 0-07 | XA101 | 0-10 |
| AF124 | 0-20 | BT102/500R | 0-18 | OA91 | 0-07 | XA102 | 0-18 |
| AF125 | 0-20 | BT102/500R | 0-18 | OA95 | 0-07 | XA151 | 0-15 |
| AF126 | 0-20 | BTY42 | 0-92 | OA200 | 0-09 | XA152 | 0-15 |
| AF127 | 0-20 | BTY79/100R | 0-20 | OA202 | 0-10 | XA161 | 0-25 |
| AF139 | 0-35 | BTY79/400R | 0-75 | OA210 | 0-20 | XA162 | 0-25 |
| AF178 | 0-55 | BY100 | 1-10 | OA211 | 0-25 | XB101 | 0-48 |
| AF180 | 0-55 | BY100 | 0-15 | OAZ200 | 0-45 | XB102 | 0-80 |
| AF181 | 0-50 | BY126 | 0-14 | OAZ202 | 0-45 | XB103 | 0-85 |
| AF186 | 0-40 | BY127 | 0-15 | OAZ203 | 0-45 | XB113 | 0-80 |
| AFY19 | 1-18 | BY182 | 0-85 | OAZ204 | 0-45 | XB121 | 0-48 |

INTEGRATED CIRCUITS

| | |
|-------|------|
| 7400 | 0-20 |
| 7401 | 0-20 |
| 7402 | 0-20 |
| 7403 | 0-20 |
| 7404 | 0-20 |
| 7405 | 0-20 |
| 7406 | 0-40 |
| 7407 | 0-40 |
| 7408 | 0-25 |
| 7409 | 0-25 |
| 7410 | 0-20 |
| 7411 | 0-25 |
| 7412 | 0-25 |
| 7413 | 0-20 |
| 7416 | 0-20 |
| 7417 | 0-20 |
| 7420 | 0-20 |
| 7422 | 0-25 |
| 7423 | 0-40 |
| 7425 | 0-27 |
| 7427 | 0-27 |
| 7428 | 0-45 |
| 7430 | 0-20 |
| 7432 | 0-27 |
| 7433 | 0-45 |
| 7437 | 0-45 |
| 7438 | 0-45 |
| 7440 | 0-20 |
| 7442 | 0-25 |
| 7450 | 0-20 |
| 7451 | 0-20 |
| 7453 | 0-20 |
| 7454 | 0-20 |
| 7460 | 0-20 |
| 7470 | 0-22 |
| 7472 | 0-28 |
| 7473 | 0-44 |
| 7474 | 0-66 |
| 7475 | 0-59 |
| 7476 | 0-45 |
| 7480 | 0-20 |
| 7482 | 0-27 |
| 7483 | 1-20 |
| 7484 | 1-00 |
| 7485 | 0-50 |
| 7486 | 0-50 |
| 7488 | 0-50 |
| 7490 | 0-75 |
| 7491A | 1-10 |
| 7492 | 0-75 |
| 7493 | 0-75 |
| 7494 | 0-85 |
| 7495 | 0-85 |
| 7496 | 1-00 |
| 7497 | 0-82 |
| 74100 | 0-87 |
| 74107 | 0-61 |
| 74110 | 0-57 |
| 74111 | 0-86 |
| 74118 | 1-07 |
| 74119 | 1-22 |
| 74121 | 0-50 |
| 74122 | 0-80 |
| 74123 | 1-44 |
| 74141 | 1-00 |
| 74146 | 1-44 |
| 74150 | 2-20 |
| 74151 | 1-15 |
| 74152 | 1-09 |
| 74170 | 2-28 |
| 74174 | 1-20 |
| 74175 | 1-29 |
| 74176 | 1-44 |
| 74190 | 2-20 |
| 74191 | 2-20 |
| 74192 | 2-20 |
| 74193 | 2-20 |
| 74194 | 1-72 |
| 74195 | 1-44 |
| 74196 | 1-58 |
| 74197 | 1-58 |
| 74198 | 2-16 |
| 74199 | 2-28 |

Plug in sockets
 -low profile
 14 pin DIL 0-18
 16 pin DIL 0-17

would you pay twice the money for only half the performance?

FREE!

32 page booklet
 Collectors' Guide to
 100 Great Records

Which is the best version of Brahms' 3rd Symphony ... or the Rolling Stones at their greatest? It may not be the £2.45 version ... it could be 99p! This outstanding guide, lists Audio's 100 great records—and the reason why ... classic ... rock ... jazz ... pop ...

CARL PALMER of ELP *EXCLUSIVE INTERVIEW*
 First—and only—man with a synthesized drum kit.

Build your own HI-FI cabinet
 Specially designed equipment storage unit.

MANY OTHER FEATURES—MAY ISSUE

Audio

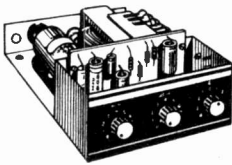
on sale mid-April 25p
 THE HI-FI MAGAZINE FOR LEISURE LISTENING

Open daily to callers: Mon.-Fri. 9 a.m.-5 p.m.
 Valves, Tubes and Transistors • Closed Sat. 1 p.m.-3 p.m.
 Terms C.V.O. only • Tel. 01-677 2424-7
 All orders subject to V.A.T. at 10% rate. This must be added to the total order including postage.

Prices correct when going to press.

PRICES INCLUDE VAT

SUPERSOUND 13 HI-FI MONO AMPLIFIER

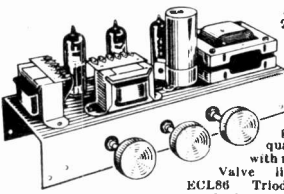


A superb solid state audio amplifier. Brand new components throughout. 5 silicon transistors plus 2 power output transistors in push-pull. Full wave rectification. Output approx. 13W r.m.s. into 8 ohms. Frequency response 12Hz-30KHz ± 8db. Fully integrated pre-amplifier stage with

separate Volume, Bass boost and Treble cut controls. Suitable for 8-15 ohm speakers. Input for ceramic or crystal cartridge. Sensitivity approx. 40mV for full output. Supplied ready built and tested, with knobs, escutcheon panel, input and output plugs. Overall size 3in high x 6in wide x 7in deep. A.C. 200/250V. P. & P. 60p.

PRICE £12.00

DE LUXE STEREO AMPLIFIER



A.C. mains 200-240 volts. Using heavy duty fully isolated mains transformer. Full wave rectification giving adequate smoothing with negligible hum. Valve line up—2 x ECL81 Triode Rectifiers.

1 x E280 as rectifier. Two dual potentiometers are provided for bass and treble control, giving bass and treble boost and cut. A dual volume control is used. Balance of the left and right hand channels can be adjusted, by means of a separate "balance" control fitted at the rear of the chassis. Input sensitivity is approximately 300mV for full peak output of 4 watts per channel (8 watts mono), into 3 ohm speakers. Full negative feedback in a carefully calculated circuit, allows high volume levels to be used with negligible distortion. Supplied complete with knobs, chassis size 1 1/2 in. x 4 in. x. Overall height including valves 5in. Ready built and tested to a high standard. **Price £10.40.** P. & P. 60p.

NEW! POWER SUPPLY UNIT

200/240V. A.C. input. Four switched fully smoothed D.C. outputs giving 6V and 7 1/2V and 9V and 12V at 1 amp on load. Fitted insulated output terminals and pilot lamp indicator. Hammer finish metal case, overall size 6" x 3 1/4" x 2 1/4". Suitable for Transistor Radios, Tape Recorders, Amplifiers, etc., etc. Ready built and tested. **PRICE £5** P. & P. 35p.

HI-GRADE COPPER LAMINATE BOARDS. 8" x 6". Five for 60p plus 30p P. & P.

BRAND NEW MULTI-RATIO MAINS TRANSFORMERS. Giving 13 alternatives. Primary: 0-210-240V. Secondary combinations: 0-5-10-15-20-25-30-35-40-60V half wave at 1 amp or 10-0-10, 20-0-20, 30-0-30V, at 2 amp full wave. Size 3inL x 3 1/2inW x 3inD. **Price £2-31.** P. & P. 40p

MAINS TRANSFORMER. For transistor power supplies. Pri. 200/240V Sec. 9-0-9 at 500mA. £1.10 P. & P. 25p. Pri. 200/240V Sec. 12-0-12 at 1 amp. £1.21 P. & P. 26p. Pri. 200/240V Sec. 10-0-10 at 2 amp. £1.22 P. & P. 35p.

GENERAL PURPOSE HIGH STABILITY TRANSISTOR PRE-AMPLIFIER. For P.U. Tape, Mike, Guitar, etc., and suitable for use with valve or transistor equipment. 9-18V. Battery or from H.T. line 200/300V. Frequency response 15Hz-25KHz. Gain 26dB. Solid encapsulation size 1 1/2 x 1 1/2 in. Brand new—complete with instructions. **Price £1.** P. & P. 15p.

3 REFERENCE ENCYCLOPEDIAS FOR ELECTRONIC ENGINEERS AND DESIGNERS, covering between them, transistor characteristics, diode and transistor equivalents. Many thousands of up-to-date European types listed. Diode Equivalents 80p

Transistor Equivalents 80p
Transistor Characteristics £1.20
All three together £2.60 **POST FREE.**

HANDBOOK OF TRANSISTOR EQUIVALENTS AND SUBSTITUTES

A must for servicemen and home constructors. Including many 1000's of British, U.S.A., European and Japanese transistors. **ONLY 40p.** Post 5p.

NEW I68UE—Thyristor, Triac, Diac, etc. encyclopedias 95p Post Free.

8 pole 3 way 2 bank low loss Yaxley type switches 1 1/2 sections. Standard spindle. 2 switches 68p + 10p P. & P.

Open 9.30-5.30 Mon. to Fri.

9.30-5 Sat. Closed Wed.

A few minutes from South Wimbledon Tube Station.

FOR PERSONAL CALLERS ONLY! Limited number of Stereo Diagram chassis covering LW/MW/FM bands. Mono radio and stereo gram. Overall size approx. 16 1/2" W, 6 1/2" H, 9" D. 4 Watts per channel output. **ONLY £16.50.**

SPECIAL BARGAIN OFFER!

Limited number of BBR C123 Auto Changer De Luxe with lightweight tubular arm and stereo cartridge. Brand new. **ONLY £25.00** plus P. & P. 60p.

PRECISION ENGINEERED PLINTHS Beautifully constructed in heavy gauge "Colorcoat" plastic coated steel. Resonance free. Designed to take Garrard 1025, 2000, 2025TC, 2500, 3000, 3500, 5100, SP25 II and III, EL65B, AT60, etc., or B.B.R. C123, C109, C129, A21, etc. Black leatherette finish. Size 12 1/2 in x 14 1/2 in x 3 1/2 in high (approx. 7 1/2 in high, including rigid smoked acrylic cover). P. & P. 70p. **Now only £4.95**

FEW ONLY. High grade mains transformers with grain orientated lamination. Primary 200/240 secondary 18-0 volts at 0-6 amps and 4-6 volts at 0-3 amps. Size 2" H x 2 1/4" W. x 2" D overall. **£1.25** plus 25p P. & P.

LATEST ACOS GP21/180 Mono Compatible Cartridge with 1/2 stylus for LP/EP/78. Universal mounting bracket. **£1.50** P. & P. 15p.

SONOTONE STAEAC COMPATIBLE STEREO CARTRIDGE T/O stylus. Diamond Stereo LP and Sapphire 78. **ONLY £2.30.** P. & P. 10p. Also available fitted with twin Diamond T/O stylus for Stereo LP. **£2.80.** P. & P. 15p.

LATEST BONETTE T/O Stereo Compatible Cartridge for EP/LP/Stereo 78. **£1.68.** P. & P. 15p.

LATEST BONETTE T/O Mono Compatible Cartridge for EP/LP/78 mono/stereo records on mono equipment **£1.50.** P. & P. 15p.

QUALITY RECORD PLAYER AMPLIFIER MK II A top-quality record player amplifier employing heavy duty double wound mains transformer, ECC83, EL84, and rectifier. Separate Bass, Treble and Volume controls. Complete with output transformer matched for 3 ohm speaker. Size 7in. w. x 3 d. x 6 h. Ready built and tested. **PRICE £5.00.** P. & P. 60p. **ALSO AVAILABLE** mounted on board with output transformer and speaker. **PRICE £6.30.** P. & P. 60p.

SPECIAL OFFER!! HI-FI LOUDSPEAKER SYSTEM

Beautifully made teak finish enclosure with most attractive Tygan-Vynal front. Size 16in high x 10 1/2 in wide x 6in deep. Fitted with E.M.I. Ceramic Magnet 13in x 8in bass unit, two H.F. tweeter units and crossover. P. & P. Max. power handling 10W. Available 3, 8 or 15 ohm impedance.

Our Price £9.25 Carr. 75p.

CABINET AVAILABLE SEPARATELY £4.95. Carr. 65p. Also available in 8 ohm with EMI 13in x 8in. bass speaker with parasitic tweeter. **£7.15.** Carr. 75p.

HARVERSON'S SUPER MONO AMPLIFIER A super quality gram amplifier using a double wound fully isolated mains transformer, rectifier and ECL82 triode pentode valve as audio amplifier and power output stage. Impedance 3 ohms. Output approx. 3.5 watts. Volume and tone controls. Chassis size only 7 1/2 in. deep x 6in. high overall. AC mains 200/240V. Supplied absolutely Brand New, completely wired and tested with good quality output transformer. **OUR ROCK BOTTOM BARGAIN PRICE £3.85** P. & P. 40p

LOUDSPEAKER BARGAINS

5in 3 ohm **£1.25.** P. & P. 15p. 7 x 4in 3 ohm **£1.40.** P. & P. 20p. 10 x 6in 3 or 15 ohm **£2.10.** P. & P. 30p. E.M.I. 8 x 5in 3 ohm with high flux magnet **£1.70.** P. & P. 20p. E.M.I. 13 1/2 x 8in with high flux ceramic magnet with parasitic tweeter 3, 8, or 15 ohm **£3.50.** P. & P. 30p. E.M.I. 13 x 8in, 3 or 8 or 15 ohm with 2 inbuilt tweeters and crossover network **£4.65.** P. & P. 30p.

EMI CERAMIC MAGNET HEAVY DUTY TWEETER. approx. 3 1/2 in. Av. 3 or 8 or 15 ohms. **£1.25** plus 20p P. & P. **BRAND NEW.** 12in 15W H/D Speakers, 3, 8 or 15 ohm (state which). Current production by well-known British maker. Now with HiFlux ceramic ferrobar magnet assembly **£9.90.** Guitar models: 25w **£9.90.** 35w **£11.00.** P. & P. 45p each.



SPECIAL OFFER!

LIMITED NUMBER OF BRAND NEW ELAC 10" TWIN CONE LOUDSPEAKERS. With large ceramic magnet and plasticised cone surround. 8 ohm impedance. **£3.70.** P. & P. 35p.

Also available specification as above but size 10" x 6" **£2.70** and size 8" round **£2.60** P. & P. 35p.


12in "RA" TWIN CONE LOUDSPEAKER 10 watts peak handling, 3, 8 or 15 ohm, **£2.75.** P. & P. 36p.

"POLY PLANAR" WAFER-TYPE, WIDE RANGE ELECTRO-DYNAMIC SPEAKERS. Size 1 1/2 in x 14 1/2 in x 1 1/2 in deep. Weight 19oz. Power handling 20W r.m.s. (40W peak). Impedance 8 ohm only. Response 40Hz-20KHz. Can be mounted on ceilings, walls, doors, under tables, etc., and used with or without baffle. Bend S.A.E. for full details. **Only 26.55** each. P. & P. 34p.

HI-FI STEREO HEADPHONES

Adjustable headband with comfortable flexifoam ear-muffs. Wired and fitted with standard stereo 3 1/2 pin jack plug. Frequency response 30-15,000Hz. Matching impedance 8-16 ohms. Easily converted for mono. **PRICE £3.30.** P. & P. 25p.

HARVERSONIC SUPER SOUND 10 + 10 STEREO AMPLIFIER KIT



NEW FURTHER IMPROVED MODEL WITH HIGHER OUTPUT AND INCORPORATING HIGH QUALITY READY DRILLED PRINTED CIRCUIT BOARD WITH COMPONENT IDENTIFICATION CLEARLY MARKED FOR EASIER CONSTRUCTION

A really first-class Hi-Fi Stereo Amplifier Kit. Uses 14 transistors including Silicon Transistors in the first five stages on each channel resulting in even lower noise level with improved sensitivity. Integrated pre-amp with Bass, Treble and two Volume controls. Suitable for use with Ceramic or Crystal cartridges. (Very simple to modify to suit magnetic cartridge—instructions included). Output stage for any speakers from 5 to 15 ohms. Compact design, all parts supplied including drilled metal work, high quality ready drilled printed circuit board, smart brushed anodised aluminium front panel with matching knobs, wire, solder, nuts, bolts—no extras to buy. Simple step by step instructions enable any constructor to build an amplifier to be proud of. Brief specification: Power output 14W r.m.s. per channel into 5 ohms. Frequency response ±3dB 12-30,000Hz. Sensitivity better than 80mV into 1M Ohm. Full power bandwidth ±3dB 12-15,000Hz. Bass boost approx. to ±12dB. Treble cut approx. 10dB. Negative feedback 18dB over main amp. Volume requirements 35V at 1.0 amp. Overall size—12" wide x 8" deep x 2 1/2" high.

Fully detailed 7-page construction manual and parts list free with kit or send 18p plus large S.A.E.

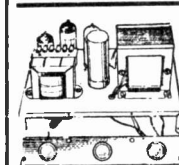
PRICES AMPLIFIER KIT, £11.55 P. & P. 20p. (Magnetic input components 50p extra)

POWER PACK KIT, £3.80 P. & P. 35p. **CABINET, £3.50** P. & P. 35p.

(Post Free if all units purchased at same time). Full after sales service. Also available ready built and tested, **£25.10.** Post Free.

Note: The above amplifier is suitable for feeding two mono sources into inputs (e.g. mike, radio, tape) record

inputs for mike and tape, provide mixing and fading facilities for medium powered Hi-Fi Discotheque use, etc.




3-VALVE AUDIO AMP. HA34 MK II

Designed for Hi-Fi reproduction of records. A.C. Mains operation. Ready built on plated heavy gauge metal chassis, size 7 1/2 in. x 4 in. d. x 4 1/2 in. h. Incorporates ECC83, EL84, E280 valves. Heavy duty, double wound mains transformer and output transformer matched for 3 ohm speaker. Separate volume control and now with improved wide range tone controls giving bass and treble lift and cut. Negative feedback line. Output 4 1/2 watts. Front panel can be detached and leads extended for remote mounting of controls. Complete with knobs, valves, etc., wired and tested for only **£6.00.** P. & P. 45p.

HSL "FOUR" AMPLIFIER KIT. Similar in appearance to HA34 above but employs entirely different and advanced circuitry. Complete set of parts, etc. **£5.00.** P. & P. 45p.

10/14 WATT HI-FI AMPLIFIER KIT

A stylishly finished insonaural amplifier with actual output of 14 watts from 2 EL84s in push-pull. Super reproduction of both music and speech, with negligible hum. Separate inputs for mike and gram allow records and announcements to follow each other Fully shrouded section wound output transformer to match 3-15Ω speaker and 2 independent volume controls, and separate bass and treble controls are provided giving and separate cut. Valve line-up 2 EL84s, ECC83, EF86 and E280 rectifier. Simple instruction booklet 15p plus S.A.E. (Free with parts). All parts sold separately. **ONLY £9.00.** P. & P. 60p. Also available ready built and tested **£13.00.** P. & P. 70p.



VYNAIR & REXINE SPEAKERS & CABINET FABRICS approx. 5 1/2 in. wide. Our price £11.10 yd. length. P. & P. 15p per yd. (min. 1 yd.). S.A.E. for samples.

HARVERSON SURPLUS CO. LTD.

Dept. PE, 170 High St., Merton, London, S.W.19 Tel. 01-540 3985

SEND STAMPED ADDRESSED ENVELOPE WITH ALL ENQUIRIES

(Please write clearly)


PLEASE NOTE: P. & P. CHARGES QUOTED APPLY TO U.K. ONLY. P. & P. OF OVERSEAS ORDERS CHARGED EXTRA.

New Product
CASED AUTO TRANSFORMERS


240 Volt Mains to 115 Volts, smart steel-cased units coated in tough resin, fitted with power lead, fuse and 115 Volt American type socket up to 500VA, above 500VA Cable entry.
VA (Watts) Price P. & P.
200 .. £5-56 £0-38
500 .. £9-50 £0-67
1000 .. £15-92 £0-92
2000 .. £29-70 £1-50
250 VA version
uncoated, to fuse £2-52 £0-30

MAINS KEYNECTOR

The safe, quick, connector for electrical appliances, 13 Amp rating, fused, will connect a number of appliances quickly and safely to the mains, ideal for testing, demonstrating, window displays, etc.
Warning light, interlocked to prevent connecting when live.
Trade Price: £2-95. Post 25p.



POWER UNIT Type PI076



Output switched 3, 4, 5, 6, 7, 5, 9 and 12 Volts at 500mA D.C. Operates from 240V mains, suitable for Radios, Tape Recorders, Record Players, etc. Size 7.5 x 5.0 x 14.0cm. Price £3-95. Post 25p.

TRANSFORMERS

SAFETY ISOLATING

| Prim. 120/240V. Sec. 120/240V. Centre Tap with screen. | | Price | | P. & P. |
|--------------------------------------------------------|------|-------|-------|---------|
| VA (watts) | Ref. | Cased | Open | £ |
| 50 | 149 | £3-74 | 0-38 | |
| 100 | 150 | 4-18 | 0-52 | |
| 200 | 151 | £9-48 | 7-48 | 0-65 |
| 250 | 152 | 12-05 | 9-57 | 0-80 |
| 350 | 153 | 14-00 | 11-44 | 1-00 |
| 500 | 154 | 15-80 | 13-20 | 1-20 |
| 1000 | 156 | 30-70 | 27-48 | 1-20 |
| 2000 | 158 | 60-95 | 55-44 | |
| 3000 | 159 | 79-53 | 72-49 | |

12 & 24 Volts Prim. 200-240V.

| Amps | Type | Price | P. & P. | |
|------|------|-------|---------|------|
| 12V | 24V | £ | £ | |
| 0-3 | 0-15 | 2-42 | 1-34 | 0-22 |
| 0-5 | 0-25 | 1-11 | 1-34 | 0-22 |
| 1 | 0-5 | 2-13 | 1-59 | 0-22 |
| 2 | 1 | 7-11 | 2-09 | 0-22 |
| 4 | 2 | 18 | 2-75 | 0-38 |
| 6 | 3 | 70 | 3-56 | 0-42 |
| 8 | 4 | 108 | 3-96 | 0-52 |
| 10 | 5 | 72 | 4-67 | 0-52 |
| 12 | 6 | 116 | 5-67 | 0-52 |
| 16 | 8 | 17 | 6-84 | 0-62 |
| 20 | 10 | 115 | 10-23 | 0-69 |
| 30 | 15 | 187 | 13-75 | 0-97 |
| 40 | 20 | 232 | 18-28 | 1-00 |
| 60 | 30 | 226 | 22-52 | 1-10 |

30 Volts

| Prim. 200-240V. Sec. 12, 15, 20, 24, 30V. | | Price | | P. & P. |
|-------------------------------------------|------|-------|-------|---------|
| Amps | Type | £ | £ | £ |
| 0-5 | 112 | £1-58 | 60-28 | |
| 1 | 79 | 2-20 | 0-38 | |
| 2 | 3 | 3-19 | 0-38 | |
| 3 | 20 | 3-96 | 0-42 | |
| 4 | 51 | 4-68 | 0-52 | |
| 5 | 51 | 5-80 | 0-52 | |
| 6 | 117 | 6-98 | 0-52 | |
| 8 | 88 | 9-00 | 0-67 | |
| 10 | 89 | 10-00 | 0-67 | |

50 Volts

| Prim. 200-240V. Sec. 10, 25, 33, 40, 50V. | | Price | | P. & P. |
|-------------------------------------------|------|-------|-------|---------|
| Amps | Type | £ | £ | £ |
| 0-5 | 102 | £2-11 | £0-30 | |
| 1 | 103 | 3-08 | 0-38 | |
| 2 | 104 | 4-29 | 0-42 | |
| 3 | 105 | 5-77 | 0-52 | |
| 4 | 106 | 7-48 | 0-52 | |
| 6 | 107 | 11-00 | 0-67 | |
| 8 | 118 | 14-19 | 0-97 | |
| 10 | 119 | 17-60 | 0-97 | |

60 Volts

| Prim. 200-240V. Sec. 24, 30, 40, 48, 60V. | | Price | | P. & P. |
|-------------------------------------------|------|-------|---|---------|
| Amps | Type | £ | £ | £ |
| 0-5 | 124 | £2-10 | | £0-38 |
| 1 | 126 | 2-97 | | 0-38 |
| 2 | 127 | 5-77 | | 0-42 |
| 3 | 125 | 7-16 | | 0-52 |
| 4 | 123 | 9-36 | | 0-67 |
| 5 | 40 | 11-55 | | 0-67 |
| 6 | 120 | 13-57 | | 0-82 |
| 8 | 121 | 16-00 | | 1-00 |
| 10 | 122 | 19-40 | | 1-00 |
| 12 | 189 | 21-62 | | 1-10 |

MINIATURE AND EQUIPMENT

| Prim. 240V with screen. | | Volts | | Milliamps | | Type | Price | P. & P. | |
|-------------------------|---------|--------|-------------|-----------|--------|------|-------|---------|------|
| Sec. 1 | Sec. 2 | Sec. 1 | Sec. 2 | Sec. 1 | Sec. 2 | No. | £ | £ | |
| 3-0-3 | — | 200 | — | — | — | 238 | 1-23 | 0-10 | |
| 0-6 | 0-6 | 500 | 500 | 500 | 500 | 234 | 1-30 | 0-10 | |
| 0-6 | 0-5 | 1000 | 1000 | 1000 | 1000 | 212 | 1-68 | 0-22 | |
| 9-0-9 | — | 100 | — | — | — | 13 | 1-23 | 0-10 | |
| 0-9 | 0-9 | 330 | 330 | 330 | 330 | 235 | 1-43 | 0-22 | |
| 0-8-9 | 0-8-9 | 500 | 500 | 500 | 500 | 207 | 2-28 | 0-30 | |
| 0-8-9 | 0-8-9 | 1000 | 1000 | 1000 | 1000 | 208 | 3-03 | 0-10 | |
| 15-0-15 | — | — | — | — | — | — | 240 | 1-23 | 0-10 |
| 0-15 | 0-15 | 200 | 200 | 200 | 200 | 236 | 1-30 | 0-10 | |
| 20-0-20 | — | 30 | — | — | — | 241 | 1-23 | 0-10 | |
| 0-20 | 0-20 | 150 | 150 | 150 | 150 | 237 | 1-30 | 0-10 | |
| 0-15-20 | 0-15-20 | 500 | 500 | 500 | 500 | 205 | 2-97 | 0-38 | |
| 0-20 | 0-20 | 300 | 300 | 300 | 300 | 214 | 1-76 | 0-22 | |
| 0-20 | — | 3500 | (No screen) | — | — | 1116 | 3-00 | 0-40 | |
| 20-12-0-12-20 | — | — | 700 (D/C) | — | — | 221 | 1-55 | 0-30 | |
| 0-15-20 | 0-15-20 | 1000 | 1000 | 1000 | 1000 | 206 | 3-00 | 0-10 | |
| 0-15-27 | 0-15-27 | 500 | 500 | 500 | 500 | 203 | 3-08 | 0-38 | |
| 0-15-27 | 0-15-27 | 1000 | 1000 | 1000 | 1000 | 204 | 3-24 | 0-38 | |

PLASTIC CASED SILICON BRIDGE RECTIFIERS


| One Amp | Two Amp | Four Amp | Six Amp |
|----------------|----------------|----------------|----------------|
| 50 P.I.V. 25p | 50 P.I.V. 35p | 100 P.I.V. 55p | 50 P.I.V. 65p |
| 100 P.I.V. 25p | 100 P.I.V. 40p | 200 P.I.V. 50p | 100 P.I.V. 70p |
| 200 P.I.V. 25p | 200 P.I.V. 45p | 400 P.I.V. 85p | 200 P.I.V. 80p |
| 600 P.I.V. 30p | 400 P.I.V. 50p | 600 P.I.V. 75p | 400 P.I.V. 90p |



PLEASE ADD 10% FOR V.A.T.

ADD 10p P. & P. PER ORDER

A.S.P. LTD. BYRE HOUSE · No. 2 UNIT · SIMMONDS RD. · WINCHEAP
CANTERBURY · KENT CT1 3RW · Canterbury (0227) 52436



The Pictorial Method

BASIC ELECTRICITY(5vols) ELECTRONICS(6vols) TELEVISION(3vols)

You'll find it easy to learn with this outstandingly successful PICTORIAL METHOD. The essential facts are explained in the simplest language, one at a time, and each is illustrated by an accurate cartoon-type drawing. These clear and concise illustrations make study a real pleasure. The books are based on the latest research into simplified learning techniques. This easy-approach-to-learning method has proved beyond doubt that acquiring knowledge can be an enjoyable experience.

YOUR 100% GUARANTEE

Should you be, in any way dissatisfied with the MANUALS your money will be refunded by return of post.

To The SELRAY BOOK CO., 60 HAYES HILL, HAYES, BROMLEY, KENT. BR2 7HP

Please find enclosed P.O./Cheque value £.....

- BASIC ELECTRICITY 5 parts £5.30
- BASIC ELECTRONICS 6 parts £6.40
- BASIC TELEVISION 3 parts £3.60

Tick Set(s) required. Prices include Postage

YOUR 100% GUARANTEE. If after 10 days examination you decide to return the Manuals your money will be refunded in full.

NAME
BLOCK LETTERS
FULL POSTAL.....
ADDRESS

WHAT READERS SAY

I am a green student and your manuals have helped tremendously—thank you. C. R. Ashton-under-Lyne
Your manuals have been a great success and have helped me in my studies at the College

S. D. Tottenham

I am now an Electrical Inspector with an Electronics firm and I owe my success to you excellent manuals

P. S. Mill Hill

Your simplified technique is really a stepping stone learning for the technician.

P. A. Hoddesden

POST NOW FOR THIS OFFER!

MAPLIN ELECTRONIC SUPPLIES

★ SAME DAY SERVICE



Model 120

PROJECTS DESERVE A PROFESSIONAL QUALITY INSTRUMENT CASE—4 MODELS

Model 120 all aluminium two part construction. Top and sides, blue hammer finish, front, rear and base: white. Others: mild steel three part construction.

Top base, sides and detachable rear panel, blue hammer. Detachable aluminium front panel finished in white.

Dimensions in inches.

| Model | W | H | D | Price |
|-------|----|-------|-------|-------|
| 120 | 8 | 2 1/2 | 6 | £1.85 |
| 220 | 8 | 6 | 3 1/2 | £2.65 |
| 221 | 8 | 6 | 6 | £2.90 |
| 320 | 12 | 8 | 12 | £5.75 |

Chassis for model 320 £1.75 extra.

Please send s.a.e. for free illustrated leaflet.

LARGE OR SMALL Centurion



Model 320

ORGAN BUILDERS

MES announce the very latest development in organ circuitry.

THE DMO2

13 Master Frequencies on ONE tiny circuit board. LOOK AT THESE AMAZING ADVANTAGES

★ 13 frequencies from C8 to C9. ★ Each frequency digitally derived from a SINGLE h.f. master oscillator. ★ Initial tuning for the WHOLE ORGAN: ONE SIMPLE ADJUSTMENT. ★ Relative tuning NEVER DRIFTS! ★ External control allows instant tune-up to other musicians. ★ Outputs will directly drive most types of dividers including the 8AJ110. ★ And each output can also be used as a direct tone source. ★ Variable DEPTH AND RATE tremulant optional extra. ★ Gold-plated plug-in edge connexion. ★ Complete fibre glass board (including tremulant if required) ONLY 3.7in. x 4.5in. ★ Very low power consumption.

★ EXTREMELY ECONOMICAL PRICE. ★ Ready built, tested and fully guaranteed.

DMO2T (with tremulant) ONLY

£14.25

DMO2 (without tremulant) £12.25.

★ S.a.e. please for full technical details.

Trade enquiries welcome.

SAJ110 7-stage frequency divider in one 14 pin DIL package. Sine or square wave input allows operation from almost any type of master oscillator including the DMO2 (when 97 notes are available). Square wave outputs may be modified to saw-tooth by the addition of a few components. 8AJ110: £2.63 each OR special price for pack of 12: £25.00. S.a.e. please for data sheet.



MAPLIN: Projected site of London's third airport.

P.E. SOUND SYNTHESISER

If this project seems expensive YOU HAVEN'T SEEN OUR PRICES! We are stocking all the parts for this exciting project, from the special I.C.'s right down to the nuts, bolts and spacers for mounting the Verobords.

Send s.a.e. now for our detailed price lists

YOU SIMPLY MUST SEE OUR PRICES!

| | |
|--------------------------------|--------|
| Keyboard 49 note C-C | £14.35 |
| 741C 8-pin DIL | 36p |
| MFC 6040 electronic attenuator | 95p |
| SG 1402N for Ring Modulator | £1.65 |
| CA 3046 | 69p |

CAPACITORS

Sub-miniature Axial lead electrolytic

Mfd V Price Mfd V Price

1 63 6p 68 6.3 6p

1.5 63 6p 68 16 6p

2.2 63 6p 68 63 10p

3.3 63 6p 100 4 6p

4.7 63 6p 100 10 6p

6.8 40 6p 100 25 6p

6.8 63 6p 100 40 6p

10 25 6p 100 63 12p

10 63 6p 150 6.3 6p

15 16 6p 150 16 6p

15 40 6p 150 25 6p

15 63 6p 150 40 10p

22 10 6p 150 63 12p

22 25 6p 220 4 6p

22 63 6p 220 10 6p

22 63 6p 220 16 6p

33 16 6p 220 25 10p

33 40 6p 220 40 12p

47 4 6p 220 63 18p

47 10 6p 330 4 6p


47 25 6p 330 10 6p

47 40 6p 330 16 10p

47 63 6p 330 63 22p



PLUGS AND SOCKETS



DIN PLUGS

2 pin (1 flat) 8p

3 pin 9p

4 pin, 5 pin A 18p

(180°), 5 pin B 28p

(240°), 6 pin 10p

SA 2190 3 pin 5A chassis plug with 20p

SA 1862 Line socket for above 23p

McMURDO R8R 8 way chassis plug 47p

Std. 1/2" stereo plug Plastic 18p

Screened 30p

Open mono socket 1/2" 10p

Moulded mono socket 1/2" with 2 break contacts 14p

Moulded stereo socket 1/2" with 3 break contacts 18p

3.5mm. plug plastic 8p

Screened 11p

open socket 8p

Std. 1/2" mono plug Plastic 13p

Screened 21p

Phono Plug plastic 5p

Plus screened 12p

Chassis socket 4p

Phono Jack Std. 1/2" mono plug Plastic 13p

Screened 21p

Phono Jack Std. 1/2" stereo plug Plastic 18p

Screened 30p

Open mono socket 1/2" 10p

Moulded mono socket 1/2" with 2 break contacts 14p

Moulded stereo socket 1/2" with 3 break contacts 18p

3.5mm. plug plastic 8p

Screened 11p

open socket 8p

Std. 1/2" mono plug Plastic 13p

Screened 21p

Phono Plug plastic 5p

Plus screened 12p

Chassis socket 4p

Phono Jack Std. 1/2" mono plug Plastic 13p

Screened 21p

Phono Jack Std. 1/2" stereo plug Plastic 18p

Screened 30p

Open mono socket 1/2" 10p

Moulded mono socket 1/2" with 2 break contacts 14p

Moulded stereo socket 1/2" with 3 break contacts 18p

3.5mm. plug plastic 8p

Screened 11p

open socket 8p

Std. 1/2" mono plug Plastic 13p

Screened 21p

Phono Plug plastic 5p

Plus screened 12p

Chassis socket 4p

Phono Jack Std. 1/2" mono plug Plastic 13p

Screened 21p

Phono Jack Std. 1/2" stereo plug Plastic 18p

Screened 30p

Open mono socket 1/2" 10p

Moulded mono socket 1/2" with 2 break contacts 14p

Moulded stereo socket 1/2" with 3 break contacts 18p

3.5mm. plug plastic 8p

Screened 11p

open socket 8p

WE KNOW YOU NEED IT!



The MES 1974 CATALOGUE IS STACKED

with dozens of tempting new lines.

BRIMMING OVER with clear illustrations and detailed data.

WE'RE WAITING TO RUSH YOU A COPY.

You'll be IMPRESSED with our POST FREE ordering system. EXCITED by our BIG VALUE discount vouchers. STAGGERED by our UNBEATABLE speed of service. Take the first step towards real service NOW! Send ONLY 25p for our beautifully produced catalogue.

and leave the rest to us!

OMNIBUS GATHERUM

PP1 6 etc. battery clip dual run 9p.
PP1 9 etc. battery clip separate per pair 6p.
Pair crocodile clips 1 red 1 black insulated sleeve 10p.
Solder Multicore 22 s.w.g. 10 metres 20p.
Silicone grease in special dispenser 20ml 43p.
Red neon 240V panel mounting 25p.
Lacing Cord Strong rayon core PVC 25m 51p.
Panel fuse holders 20mm 20p; 14in 35p.

Transformers
11700 min. output transformer Pri. 1.2kΩ Sec. 5Ω 200mW 50p.

Sub-main. Mains Transformer
6.4-6V 100mA 95p. 12-0-12V 50mA 95p.
Size: Both approx. 30 x 27 x 25mm.

Mfn. Mains Transformer
Size: 46 x 31 x 36mm.
0-12V 250mA. 0-12V 250mA £1.36.

Mains Transformer MT3AT
Pri. 200-220-240V Sec. 12-15-20-24-30V
1A £3.31.

Mains Transformer MT206AT
Pri. 200-220-240V Sec. 0-15-20V 1A.
0-15-20V 1A £3.88.

Hook-up wire, 7 strand 0.2mm. PVC covered tinned copper wire for light general connexions up to 1.4A. 11 colours: black, blue, brown, green, grey, orange, pink, red, violet, white, yellow. 10 metres of any one colour 20p. Pack of 11 (1 of each colour) 10m coils £2.05.

Single core screened 6p per metre.
Twin individually screened 9p per metre.
High quality single screened 50Ω 100pF per metre, ideal for high grade audio connexions 15p per metre.

Mains 3-core sub-miniature 1A black PVC covered 19 strand 0.1mm per conductor 71p per metre.

POTENTIOMETERS

Rotary miniature carbon track 1/2" spindle

Single gang Lin or Log
5k, 10k, 25k, 50k, 100, 200k,
500k, 1M, 2M (and 1k Lin) 14p



Dual gang (Stereo) without switch Lug or Lin 5k to 2M as above 44p

Single gang with DP switch 250V 2A Log or Lin 5k to 2M as above 28p

PRESETS
Sub-miniature 0-1W Vert or Horiz 100, 250, 500, 1k, 2.5k, 5k, 10k, 25k, 50k, 100k, 250k, 500k, 1M 6p

Wirewound 10% 1W 1/2" spindle 10, 50, 100R 34p; 250, 500, 1k, 5k 33p; 10k, 87p; 25k 40p; 60k 44p.

RESISTORS

Carbon Film 1/4W 6% 1Ω to 1M: 10% 1.2M to 10M E12 1p
Carbon Film 1/4W 5% 1Ω to 10Ω, 10% 1.2M to 10M E12 1p
Carbon Film 1/4W 5% 11Ω to 910k E12 & E24 1p
Carbon Film 1/4W 5% 10Ω to 10M E12 3p
Metal Oxide 1/4W 2% 10Ω to 1M E12 & E24 4p
Wirewound 2 1/4W 10% 0.22ohms to 0.47ohms E12 10p
Wirewound 2 1/4W 5% 1ohm to 270ohms E12 10p

E12 values 10, 12, 15, 18, 22, 27, 33, 39, 47, 56, 68, 82 and decades
E24 values 11, 13, 16, 20, 24, 30, 36, 43, 51, 62, 76, 91 and decades

LINEARS

LH042C TO99 (TOS). FET 1/2p Op Amp £4.25
LM301A, 8-pin DIL. Op Amp 50p
MC1301D, 14-pin DIL. Stereo Pre-amplifier £1.39
MC1310P, 14-pin DIL. FM Stereo Decoder (no coils needed) £3.15
MFC8010, 8-pin case. 1W Audio Power Amp £1.20
MFC9020, 10-lead case. 2W Audio Power Amp £1.37
NE555V, 8-pin DIL. Precision Timer 79p
NE561B, 16-pin DIL. Phase Locked Loop £4.38
SG1958D, 14-pin DIL. Fair Quadrant Analogue Multiplier £2.70
µA723C, TO99 (TOS). 2 to 37V Voltage Regulator 80p
µA723C, 14-pin DIL. 2 to 37V Voltage Regulator 80p
µA741C, 8-pin DIL. Op Amp 36p
µA741C, 14-pin DIL. Op Amp 45p
µA747C, 14-pin DIL. Dual Op Amp £1.05
µA748C, 8-pin DIL. Op Amp 39p
ZN414, TOS. TRF Radio £1.20
More linears are listed in the "P.E. SOUND SYNTHESISER" box above.

Full data: pin connexions, etc., on nearly all types listed in our catalogue. Price 25p.

SWITCHES

Rotary with adjustable stop 1 pole 2 to 12 way; 2 pole 2 to 6 way; 3 pole 2 to 4 way; 4 pole 2 or 3 way, each 32p
Mains rotary DPDT 250V 2A 20p.



Push to make non-locking 14p

Slide Miniature DPDT 9p

Sub-miniature toggle DPDT (12 x 12.5 x 14mm excl toggle) 250V 3A 70p

Toggle 250V 1.5A with ON/OFF plate 25p.

VAT


Please add 10% to the final total.

Post and Packing FREE in U.K. (10p handling charge on orders under 50p.)

Orders and enquiries for catalogues to MAPLIN ELECTRONIC SUPPLIES, P.O. Box 3, Rayleigh, Essex. Tel. Southend-on-Sea 0702 44101

R T V C

COMPLETE* STEREO SYSTEM



£51.00

40 Watt Amplifier.
Viscount III - R102 now 20 watts per channel.
System I includes:
Viscount III amplifier - volume, bass, treble and balance controls, plus switches for mono/stereo on/off function and bass and treble filters. Plus headphone socket.

Specification

20 watts per channel into 8 ohms.
Total distortion @ 10W @ 1kHz 0.1%. *P.U.T* (for ceramic cartridges) 150mV into 3 Meg. *P.U.2* (for magnetic cartridges) 4mV @ 1kHz into 47K, equalised within 1dB R.I.A.A. *Radio* 150mV into 220K. (Sensitivities given at full power).
Tape out facilities - headphone socket, power out 250mW per channel. *Tone controls and filter characteristics*. Bass: -12dB to -17dB @ 60Hz. Bass filter 6dB per octave cut. Treble control: treble -12dB to -12dB @ 15kHz. Treble filter: 12dB per octave. *Signal to noise ratio*. (all controls at max.) -58dB.
Crosstalk better than 35dB on all inputs.
Overload characteristics better than 26dB on all inputs. Size approx. 13½" x 9" x 3½".

Garrard SP25 deck, with magnetic cartridge, de luxe plinth and hinged cover.

Two Duo Type II matched speakers - Enclosure size approx. 17" x 10½" x 6½" in simulated teak. Drive unit 13" x 8" with parasitic tweeter. **Complete System £51.00**

£69.00

System II

Viscount III amplifier (As System I)
Garrard SP. 25 (As System I)
Two Duo Type IIIA matched speakers - Enclosure size approx. 31" x 13" x 11½". Finished in teak veneer. Drive units approx. 13½" x 8½" with 3½" HF speaker. Max. power 20 watts, 8 ohms. Freq. range 20Hz to 20kHz.

Complete System £69.00

PRICES: SYSTEM 1

| | | |
|------------------------------------------------------------------|--------|--------------|
| Viscount III R102 amplifier | £24.20 | +£1 p & p |
| 2 Duo Type II speakers | £14.00 | +£2.20 p & p |
| Garrard SP25 with MAG. cartridge de luxe plinth and hinged cover | £21.00 | +£1.75 p & p |
| total £59.20 | | |


Available complete for only **£51.00 + £3.50 p. & p.**

PRICES: SYSTEM 2

| | | |
|------------------------------------------------------------------|--------|--------------|
| Viscount R102 amplifier | £24.20 | +£1 p & p |
| 2 Duo Type IIIA speakers | £39.00 | +£4.00 p & p |
| Garrard SP25 with MAG. cartridge de luxe plinth and hinged cover | £21.00 | +£1.75 p & p |
| total £84.20 | | |

Available complete for only **£69.00 + £4 p & p.**

STEREO 21



QUALITY SOUND* FOR LESS THAN £19.00

Stereo 21 easy to assemble audio system kit. - no soldering required. Includes: -

BSR 3 speed deck, automatic, manual facilities together with ceramic cartridge.

Two 8" 5" speakers with cabinets.

Amplifier module. Ready built with control panel, speaker leads and full, easy to follow assembly instructions.


For the technically minded -

Specifications:

Input sensitivity 600mV. Aux. input sensitivity 120mV. Power output 2.7 watts per channel. Output impedance 8-15 ohms. Stereo headphone socket with automatic speaker cutout. Provision for auxiliary inputs - radio, tape, etc., and outputs for taping discs. **Overall Dimensions**. Speakers approx. 15½" x 8" x 4". Complete deck and cover in closed position approx. 15½" x 12" x 6". **Complete only £18.95**

Extras if required. **Optional Diamond Stylus £1.37** +£1.60 p & p.

Specially selected pair of stereo headphones with individual level controls and padded earpieces to give optimum performance. **£3.85.**



DISCO AMPLIFIER

Reliant Mk IV Mono Amplifier, ideal for the small disco or house parties.
Outputs 20 watts R.M.S. into 8 ohms (suitable for 15 ohms).

Inputs *5 Electrically Mixed Inputs. *3 Individual Mixing controls. *Separate bass and treble controls common to all 5 inputs. *Mixer employing F.E.T. (Field Effect Transistors). *Solid State Circuitry. *Attractive Styling.

INPUT SENSITIVITIES

1) Crystal Mic or Guitar 9mV. 2) Moving coil Mic or Guitar 8mV. 3), 4), 5) Medium output equipment (Gram. Tuner, Monitor, Organ, etc.) - all 250mV sensitivity.

AC Mains 240V. operation, Size approx. 12½" ins. x 6" ins. x 3½" ins.

£13.50 + 60p.
postage & packing.



8 TRACK CARTRIDGE PLAYER*

Elegant self selector push button player for use with your own stereo system. Compatible with Viscount III system, the Stereo 21 and the Unisound module.
Technical specification.

Mains input, 240V. Output sensitivity 125mV

Comparable unit sold elsewhere at £24.00 approx.

Yours for only £10.95 + 90p. p & p




BUILD YOUR OWN STEREO AMPLIFIER*

For the man who wants to design his own stereo - here's your chance to start, with Unisound - pre-amp, power amplifier and control panel. No soldering - just simply screw together. 4 watts per channel into 8 ohms. Inputs: 120mV (for ceramic cartridge). The heart of Unisound is high efficiency I.C. monolithic power chips which ensure very low distortion over the audio spectrum. 240V. AC only. **£7.64 + 55p. p & p**

PETAPE LINK CONSTRUCTORS



A suitable 3 speed tape deck, less heads. Caters up to 5½" ins. spools. 240V AC mains. Unused but store soiled hence no warranty. **£4.00 + £1.00 p & p**



**Remember! one of the
Top Ten Accessory
Awards from
Motor magazine
PUSH BUTTON*
CAR RADIO KIT**


**BUILD YOUR OWN TOURIST PUSH
BUTTON CAR RADIO**

Technical specification:
1.) Output 2.5 watts R.M.S. into 8 ohms. For 12 volt operation on negative or positive earth.
2.) Integrated circuit output stage, pre built three stage IF Module.
Controls Volume, manual tuning and five push buttons for station selection, illuminated tuning scale covering full medium and long wave bands.
Size Chassis 7 ins. wide, 2 ins. high and 4 3/8 ins. deep approx.

NOTE: The ability to solder on a printed circuitboard is necessary to complete this kit successfully. Circuit diagram and comprehensive instructions 55p free with kit.

Car Radio Kit
£6.60 + 55p. postage & packing.
Speaker including baffle and fixing strips
£1.65 + 23p. postage & packing.
Recommended Car Aerial - fully retractable and locking.
£1.35 post paid.


**THE ULTIMATE
COMPLETE SPEAKER
SYSTEM EMI LE 315**



A professional standard five way speaker system with enclosure giving top quality performance.
Enclosure Dimensions approx. (3ft. x 2ft. x 1ft.).
Drive Units
Hand built - 15" diameter bass with 3" voice coil, - two 5" diameter Mid Range units, - two 3 1/4" HF. units, plus matching crossover panel with two variable potentiometers for mid and high frequency adjustment.
Powder Handling
Continuous rating 35 W rms., Peak power rating 70 W.
Frequency Response 20 Hz 20,000 Hz. Impedance 8 ohms

Recommended retail selling price, £86.00.
Our price £45.00 + £3.50 postage & packing.

**EMI SPEAKERS
FANTASTIC REDUCTION**



15" 14A/780. Bass unit on a rigid diecast chassis. Superior cone material handles up to 50 watts RMS, and is treated to give a smooth frequency response. Resonance 30 Hz. Flux density 360,000 Maxwells. Impedance at 1 kHz is 8 ohms. 3" voice coil.

950 Kit - Five matched speakers and crossover unit for handling up to 45 watts, frequency response from 20 to 20,000 Hz. Huge 19" x 14" (approx.) high efficiency Bass-Speaker with 16,500-gauss magnet built on a heavy diecast frame.

Recommended retail price £40.80.
OUR PRICE £18.70 + £1.50 p & p

The four 10,000 gauss tweeters, each 3 1/2" dia. approx., are fed by the crossover which critically adjusts signal for maximum fidelity. Impedance at 1 kHz is 8 ohms. Bass coil 2", others 0.5". Recommended list price £44.00.
OUR PRICE £25.00 + £1.50 p & p Special Offer.




Just write your order giving your credit card number
DO NOT SEND YOUR CARD

- Mail orders to Acton. Terms C.W.O. All enquires Stamped Addressed Envelope. Goods not despatched outside U.K.
- Leaflets available for all items listed.* Send stamped addressed envelope.



Radio and TV Components (Acton) Ltd.
21 High Street, Acton, London W3 6NG(D)
323 Edgware Road, London W2
Edgware: 9 a.m.-5.30 p.m. Half day Thurs.
Acton: 9.30 a.m.-5 p.m. Closed all day Wed.

"SLO-SYN" 3-LEAD SYNCHRONOUS STEPPING MOTOR



Type SS15. These fine motors are easily reversed starting and stopping in less than 5° without electrical or mechanical braking. Simple relay circuit can be applied to give DC to winding for a maximum holding torque of 300oz/in with 35v at 0.35 amps through winding. For AC (synchronous) operation at 120V 50Hz Speed 60 rpm at 60Hz 72 rpm STEPPING Holding torque at 50 steps per second—100 oz/in. Can be wired to give 100 or 200 steps per revolution with accuracy of 0.1° per step non-cumulative Torque characteristics can be modified by simple R.C circuits. Dimensions dia 4 body length 4 1/2 spindle length 2 1/2 dia Weight 6 1/2 lbs BRAND NEW in maker's packing Offered at less than 1/2 maker's price

OUR PRICE ONLY £15

NORPLEX

Fibre-glass copper-clad laminate. Finest quality epoxy resin base. Heat resistant ideal for P.C.B. Size 12" x 12" 24" x 24" 48" x 48" FULL SHEET 43" x 37" (11 sq ft.) Single-sided Copper with thickness of 3/64" Also double-sided 3/64" £1 per sq ft. Cut sizes 1-10 sq ft 1/25p P & P Full Sheet £8 each Carr £1 for 1st sheet plus 25p each additional sheet



SMITHS RINGER-TIMER

Reliable 15 minute times spring wound (concurrent with time setting) 15 x 1min divisions, approximately 1/2 between divisions. Panel mounting with chrome bezel 3/4 dia £1.40. 15p P & P

KNOWLE (U.S.A.) MINIATURE MICROPHONE CAPSULES

Impedance approx. 200Ω, output 60 or 80 DB at 1 Kc. As used in deaf aids, bugging devices, etc. Size (60 DB) 3/8" x 3/8" (80 DB) 1/2" x 1/2" Ex-equipment all tested £1.20 each P & P FREE

Ultra PRECISION CENTRIFUGAL BLOWER by Air Control Ltd.



30 segments individually balanced in heavy cast alloy case 2,300 r.p.m. 240 V a.c. Very powerful and silent running. 5/8" dia 3" inlet dia Outlet flange 3" x 2" Limited number only £8.95. P & P 40p


MAINS SOLENOID

This little unit gives vertical lift of approximately 1" through hinged elbow Bracket incorporates 2 fixing screws Length of arm 2 1/2" 240V AC Pull at coil is approximately 1lb £1. FREE P & P Special quotes for quantities



SOLENOIDS by WESTOOL

240AC type MM6 3lb pull. 2 1/2" x 1 1/2" x 1 1/2" Travel 1" 90p. each P & P 10p
240AC type MM4 2lb pull. 1 1/2" x 1 1/2" x 1 1/2" Travel 1/2" 70p each P & P 10p Quantity discounts: 10-50 10% 50 upwards 25%



OPEN FRAME shaded pole GEARED MOTORS

(Dural gear case) 240 AC 28rpm NEW HIGH TORQUE approx overall size 3 1/2" x 3 1/2" x 2 1/2" spindle dia as illustrated. £2.70. P & P 30p Similar to above. 19rpm £2.70. P & P 30p 110rpm with pressed steel gear case (similar to above but SLIGHTLY SMALLER) £2.70. P & P 30p



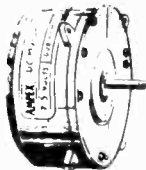
SILVANIA MAGNETIC SWITCH

Now complete with reference magnet!



A magnetically activated switch, vacuum sealed in a glass envelope Silver contacts, normally closed. Rated 3amp at 120v. 1 1/2amp at 240v. Size (approx.) 1 1/2" long x 1 1/2" dia Ideal for burglar alarms, security systems etc. and wherever non-mechanical switching is required. 10 for £2.10. P & P 15p 50 for £8. 100 for £15.50. FREE P & P over 10

AMPEX 7.5V. D.C. MOTOR



An ultra precision tape motor designed for use in the AG20 portable recorder. Torque 450GM/CM. Stall load at 500ma Draws 60ma on run. 600rpm = speed adjustment. Internal A.F. suppression 1/2" dia x 1 1/2" spindle motor 3" dia. x 1 1/2" Original cost £16.50. OUR PRICE £3.30. P & P 25p Quantities available Mu-metal enclosure available 75p each FREE P & P

ALL PRICES INCLUDE V.A.T. Whilst we welcome official orders from established companies and Educational Departments, it is no longer practical to invoice goods under £5. Therefore, please remit cash with orders below this amount.

ELECTRO-TECH COMPONENTS LTD.

315/317, EDGWARE ROAD, LONDON, W2. Tel: 01-723 5667 01-402 5580

Digital Clock Kits

SPACE RESEARCH NOW BRINGS YOU A DIGITAL CLOCK - WITH NO MOVING PARTS - FOR YOU TO BUILD.



CHOOSE FROM TWO EASY TO BUILD KITS -

KIT O All components, including P.C.B. designed for easy home assembly - Bright and clear digits. Tough A.B.S. plastic case with contrasting front panel.

PRICE - £23.00 plus £2.30 V.A.T. Total £25.30 inc. post and package

KIT M Smaller digits than that in kit O. All components and steel case covered in blue and white plastic (as made up in illustration).

PRICE - £21.00 plus £2.10 V.A.T. Total £23.10 inc. post and package

Only our advanced designed techniques make these low prices possible. Both kits are tested before they leave us and are covered by the P.E.A. money back guarantee.



P.E.A. Ltd.
35 High Street
WELWYN
Herts. AL6 9EE

Please send details of: Kit O Kit M
Please send me: Kit O Kit M
I enclose PO/Cheque to the value of £ _____

NAME _____

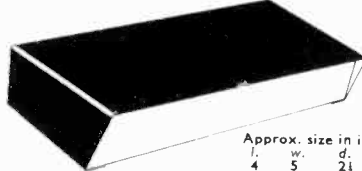
ADDRESS _____

PSYCHEDELIC LIGHTING UNIT IN KIT FORM

Make this fascinating three-channel unit from a kit which contains all components needed to produce an ever changing light display. Takes its drive from the speaker terminals of a record player, tape recorder or portable radio. Will drive a total of 2Kw of coloured lamps at 240 volts. Supplied complete with PVC covered steel cabinet with holes ready punched for controls and cable outlets. Master control included. Coloured lamps not supplied. Price per kit £11.95. 240 volt coloured lamps, each 30p.

METAL CABINETS

These attractive steel cabinets are PVC covered in a range of colours, and offer an economically priced unit for the home constructor. The chassis, which has a white satin PVC finish, provides an easily accessible building area, with an integral fascia panel. The cabinet is supplied complete with stick-on feet. Colours available include Green, Grey, Black, White and Blue. Every effort will be made to supply a selected colour, but please give alternatives if possible.



| Approx. size in ins. | | Price | |
|----------------------|-------|-------|-------|
| l | w | d | |
| 4 | 5 | 2 1/2 | 75p |
| 8 | 6 | 3 | £1.60 |
| 11 | 6 1/2 | 3 | £2.40 |

Other sizes to special order. HOLES PUNCHED in front or back panels to your own requirements. Please send S.A.E. for quotation.

FIXED VOLTAGE REGULATORS

T03 case. Gives stabilised supply. MVR 5 V, MVR 12 V, MVR 15 V. All priced at £1.65

VEROBOARD

| | | | | |
|------------------|-----|------|----|----|
| 2 1/2" x 1in | 0.1 | 0.15 | 7p | 7p |
| 2 1/2" x 3 1/2in | 27p | 20p | | |
| 2 1/2" x 5in | 29p | 29p | | |
| 3 1/2" x 3 1/2in | 29p | 29p | | |
| 3 1/2" x 5in | 31p | 32p | | |

D.I.L. REED RELAY

Operates direct from 5 volt TTL logic elements. Normally open contact rated at 0.25A, 100V d.c. Price each £1.50

Our CATALOGUE, priced at 25p post free in U.K., shows most of the R.S. range of professional components. Prices include V.A.T. All orders over 50p POST FREE—U.K. only. Overseas postage at cost. S.A.E. with all queries please.

CELECTRON-E

P.O. Box No. 1, Llantwit Major, Glamorgan, Wales CF6 9YN

Trannies

All orders to be sent to our new retail shop at:

4 Bush House, Bush Fair, HARLOW, ESSEX.

Telephone 37739

P. & P. 10p.

Catalogue 10p.

74 Series TTL

(National Semiconductors and I.T.T.)

LOW PRICES, HIGH QUALITY

| * 100 plus less 10% | | No's | | 1+ | 25+ | No's | | 1+ | 25+ |
|---------------------|------|------|-------|------|------|-------|-------|-------|-----|
| on the 25+ column | | | | £ | £ | | | £ | £ |
| No's | 1+ | 25+ | £ | £ | £ | No's | 1+ | 25+ | £ |
| 7400 | 0.20 | 0.18 | 7450 | 0.20 | 0.16 | 74123 | 3.35 | 3.28 | |
| 7401 | 0.20 | 0.18 | 7451 | 0.20 | 0.19 | 74141 | 1.10 | 0.99 | |
| 7402 | 0.20 | 0.18 | 7453 | 0.20 | 0.19 | 74151 | 1.21 | 1.15 | |
| 7403 | 0.20 | 0.18 | 7454 | 0.20 | 0.18 | 74153 | 1.32 | 1.15 | |
| 7404 | 0.21 | 0.19 | 7450 | 0.20 | 0.18 | 74154 | 2.20 | 1.87 | |
| 7405 | 0.21 | 0.19 | 7470 | 0.33 | 0.27 | 74155 | 1.65 | 1.21 | |
| 7406 | 0.54 | 0.49 | 7472 | 0.33 | 0.30 | 74156 | 1.85 | 1.51 | |
| 7407 | 0.54 | 0.48 | 7473 | 0.46 | 0.42 | 74157 | 1.54 | 1.43 | |
| 7408 | 0.29 | 0.24 | 7474 | 0.44 | 0.40 | 74160 | 2.18 | 2.05 | |
| 7409 | 0.29 | 0.24 | 7475 | 0.63 | 0.57 | 74161 | 2.18 | 2.05 | |
| 7410 | 0.20 | 0.18 | 7476 | 0.55 | 0.51 | 74162 | 4.84 | 4.54 | |
| 7411 | 0.23 | 0.21 | 7480 | 1.10 | 0.99 | 74163 | 2.73 | 2.63 | |
| 7412 | 0.40 | 0.33 | 7481 | 1.37 | 1.26 | 74164 | 2.73 | 2.63 | |
| 7413 | 0.31 | 0.29 | 7482 | 1.10 | 0.99 | 74165 | 2.73 | 2.63 | |
| 7416 | 0.49 | 0.47 | 7483 | 1.32 | 1.29 | 74166 | 4.28 | 3.94 | |
| 7417 | 0.57 | 0.53 | 7484 | 1.32 | 1.21 | 74174 | 2.78 | 2.66 | |
| 7420 | 0.20 | 0.18 | 7485 | 2.75 | 2.64 | 74175 | 1.94 | 1.81 | |
| 7422 | 0.60 | 0.58 | 7486 | 0.49 | 0.41 | 74176 | 1.99 | 1.87 | |
| 7423 | 0.60 | 0.58 | 7489 | 4.85 | 4.29 | 74177 | 2.84 | 2.72 | |
| 7425 | 0.60 | 0.58 | 7490 | 0.92 | 0.73 | 74180 | 2.75 | 2.64 | |
| 7429 | 0.35 | 0.31 | 7492 | 0.84 | 0.65 | 74181 | 0.49 | 0.05 | |
| 7427 | 0.55 | 0.51 | 7493 | 0.82 | 0.68 | 74182 | 2.16 | 2.02 | |
| 7428 | 0.85 | 0.79 | 7494 | 1.04 | 0.83 | 74184 | 2.69 | 2.42 | |
| 7430 | 0.20 | 0.18 | 7495 | 1.14 | 1.03 | 74190 | 3.08 | 2.69 | |
| 7432 | 0.42 | 0.33 | 7496 | 1.25 | 1.16 | 74191 | 2.30 | 2.24 | |
| 7433 | 0.97 | 0.91 | 74100 | 2.75 | 2.58 | 74192 | 2.53 | 2.30 | |
| 7437 | 0.77 | 0.74 | 74104 | 1.18 | 1.14 | 74193 | 2.53 | 2.30 | |
| 7438 | 0.77 | 0.74 | 74105 | 1.18 | 1.14 | 74194 | 3.27 | 3.15 | |
| 7440 | 0.20 | 0.18 | 74107 | 0.48 | 0.46 | 74195 | 2.42 | 2.30 | |
| 7441 | 0.81 | 0.78 | 74110 | 0.67 | 0.65 | 74196 | 2.18 | 2.06 | |
| 7442 | 0.81 | 0.78 | 74111 | 1.52 | 1.40 | 74197 | 2.18 | 2.06 | |
| 7443 | 1.40 | 1.32 | 74118 | 1.10 | 0.80 | 74198 | 6.65 | 6.05 | |
| 7444 | 1.57 | 1.52 | 74119 | 1.84 | 1.54 | 74199 | 6.65 | 6.05 | |
| 7445 | 2.31 | 2.18 | 74121 | 0.47 | 0.42 | 74200 | 26.40 | 21.12 | |
| 7446 | 2.31 | 2.18 | 74122 | 1.70 | 1.59 | | | | |

All Prices FULLY INCLUSIVE of VAT



Linear Integrated Circuits

| | £ | £ |
|-----------------|------|---|
| 301 DIL | 0.50 | |
| 301 TO99 | 0.55 | |
| 301 8 PIN DIL | 0.48 | |
| 301A DIL | 0.69 | |
| 301A TO99 | 0.69 | |
| 301A 8 PIN DIL | 0.66 | |
| 307 DIL | 0.89 | |
| 307 TO99 | 0.85 | |
| 307 8 PIN DIL | 0.68 | |
| 308 TO99 | 6.45 | |
| 308A TO99 | 6.40 | |
| 709E DIL | 0.35 | |
| 709E TO99 | 0.31 | |
| 723C DIL | 0.89 | |
| 723C TO99 | 0.85 | |
| 741C 8 PIN DIL | 0.38 | |
| 741C 14 PIN DIL | 0.39 | |
| 741E TO99 | 0.41 | |
| 747E DIL | 0.46 | |
| 748E DIL | 0.39 | |
| 748E TO99 | 0.41 | |
| 748E TO99 | 1.38 | |
| MC1310P | 3.36 | |

Resistors

| | |
|------------------------------------------|----|
| 1 watt 5% carbon | 1p |
| 1 watt 5% carbon | 2p |
| 1 watt 10% carbon | 2p |
| range 10 ohms to 4.7 megohms | 4p |
| 1 watt m/o 2% range 10 ohms to 1 megohms | |

MINITRON DIGITAL INDICATOR TYPE 3015F

Read 0.9 and decimals. ONLY £1.95

VEROBOARD

| | |
|--------------------|-------|
| 0.1 | 0.15 |
| 24 x 31 | 24p |
| 24 x 5 | 27p |
| 31 x 31 | 27p |
| 31 x 5 | 31p |
| 17 x 21 | 82p |
| 17 x 31 | £1.10 |
| 17 x 5 (Plain) | 80p |
| Pin insertion tool | 57p |
| Spot face cutter | 46p |
| PK 36 Pins | 20p |

Electrolytic Capacitors

| 4 VOLT | | 16 VOLT | | 40 VOLT | |
|-----------------|-----|----------------|-----|---------|-----|
| 47µF | 6p | 15µF | 6p | 47µF | 6p |
| 100µF | 6p | 33µF | 6p | 68µF | 10p |
| 200µF | 6p | 150µF | 6p | 100µF | 9p |
| 320µF | 6p | 150µF | 8p | 220µF | 11p |
| 1000µF | 13p | 220µF | 9p | 470µF | 18p |
| 4700µF | 29p | 680µF | 17p | 680µF | 25p |
| | | 1500µF | 25p | 2200µF | 44p |
| 6.3 VOLT | | 25 VOLT | | | |
| 33µF | 6p | 10µF | 6p | | |
| 68µF | 6p | 22µF | 6p | | |
| 150µF | 6p | 10µF | 6p | | |
| 470µF | 11p | 22µF | 6p | | |
| 680µF | 13p | 22µF | 6p | | |
| 1500µF | 13p | 100µF | 6p | | |
| 2200µF | 18p | 100µF | 8p | | |
| 3300µF | 26p | 150µF | 8p | | |
| | | 220µF | 10p | | |
| 10 VOLT | | 40 VOLT | | | |
| 22µF | 6p | 680µF | 13p | 6.8µF | 6p |
| 47µF | 6p | 1000µF | 22p | 10µF | 6p |
| 100µF | 6p | 2200µF | 25p | 22µF | 6p |
| 220µF | 6p | 5000µF | 88p | 68µF | 10p |
| 330µF | 10p | 150µF | 11p | 100µF | 11p |
| 470µF | 10p | 220µF | 11p | 150µF | 13p |
| 1000µF | 11p | 6.8µF | 6p | 330µF | 22p |
| 1500µF | 20p | 15µF | 6p | 470µF | 25p |
| 2200µF | 24p | 33µF | 6p | 1000µF | 44p |

Mullard Polyester Capacitors

C250 SERIES

250V P.C. mounting: 0.01µF, 0.015, 0.022 3p, 0.033, 0.047, 0.068 4p, 0.1 4p, 0.15, 0.22 5p, 0.33 7p, 0.47 9p, 0.68 12p, 1µF 14p, 1.5µF 22p, 2.2µF 27p.

C292 SERIES

400V - 0.001µF, 0.0015, 0.0022, 0.0033, 0.0047 3p, 0.0068, 0.01, 0.015, 0.022, 0.033 3p, 0.047, 0.068 4p, 0.1 4p, 0.15 4p, 0.22 5p, 0.33 7p, 0.47 9p, 0.68 12p, 1µF 14p, 1.5µF 22p, 2.2µF 27p.

VOLUME CONTROLS

Potentiometers

Carbon track 500Ω to 2.2MΩ.

Log or linear. Single 13p. Dual gang (stereo) 44p. Single type with D.P. switch 13p extra.

CARBON SKELETON PRESETS

Small high quality type (linear only). All valves 100.5 meg ohms. -1 watt 6p each. -2.5 watt 8p each.

PE RONDO KIT AVAILABLE

S.A.E. for List

SLIDE SWITCH

SPST 11p each. D.P.D.T. 13p each.

MINIATURE NEON LAMPS

240V or 110V 1-4 Sp. 5 plus 41p each.

£1 BARGAIN PACKS

- £1 10 Silicon npn power transistors (2N3055), tested/unmarked.
- £1 30 Plastic FET's, unmarked/untested. Similar to 2N3819.
- £1 20 TO5 transistors npn 2 to 5A, untested/unmarked.
- £1 20 TO18 transistors pnp like BC178, BC179, etc., untested/unmarked.
- £1 30 Plastic 2N3055, unmarked/untested, TO220 case.
- £1 10 General purpose, fully tested FET's.
- £1 500 Carbon resistors, 1/4, 1/2, 1, 2W.
- £1 100 Electrolytic condensers.
- £1 250 Ceramic Polystyrene, silver mica, etc., condensers.
- £1 250 Polyester, Polycarbonate, paper, etc., condensers.
- £1 25 Potentiometers, assorted.
- £1 250 High Stab. 1%, 2%, 5%, resistors.
- £1 1lb Assorted nuts, bolts, washers, spacers, etc.
- £1 25 Assorted switches, rotary, lever, micro, toggle, etc.
- £1 50 Presets Potentiometers.

★ any 5 packs £4 ★

P.P. 10p for each Pack.

Transformers

Primary 200-220-240V.

| | £ | P/P. |
|-------------------|------|------|
| MT111 12V 0.5A | 1.11 | 16p |
| MT111/3 24V 0.25A | 1.35 | 20p |
| MT71 12V 2A | 1.76 | 22p |
| MT71/B 24V 1A | 1.76 | 22p |
| MT18 12V 4A | 2.47 | 36p |
| MT18/B 24V 2A | 2.47 | 36p |

30V transformers

Prim. 200-220-240V. Secondary voltage, 12, 15, 20, 24, 30V or 12-0-12V or 15-0-15V.

| | £ | P/P. |
|------------|------|------|
| MT112 0.5A | 1.32 | 22p |
| MT179 1A | 1.80 | 36p |
| MT3 2A | 2.96 | 36p |
| MT20 3A | 3.30 | 42p |
| MT51 5A | 4.84 | 49p |

50V transformers

Prim. 200-220-240V. Secondary voltage, 19, 25, 33, 40, 50V or 25-0-25V.

| | £ | P/P. |
|------------|------|------|
| MT102 0.5A | 1.76 | 36p |
| MT103 1A | 2.58 | 38p |
| MT106 3A | 4.84 | 42p |
| MT106 4A | 6.02 | 22p |

60V transformers

Prim. 200-220-240V. Secondary voltage, 24, 30, 40, 48, 60V or 24-0-24V or 30-0-30V.

| | £ | P/P. |
|--------------|------|------|
| MT134AT 0.5A | 1.78 | 36p |
| MT134AT 1A | 2.47 | 34p |
| MT127 2 | 3.90 | 44p |

Miniature transformers

| | £ | P/P. |
|------------------------|------|------|
| Prim. 220V | | |
| BT605 100mA 6-0-6V | 0.88 | 13p |
| BT909 100mA 9-0-9V | 0.88 | 16p |
| BT12012 100mA 12-0-12V | 1.08 | 15p |
| BT24024 100mA 24-0-24V | 1.95 | 15p |


Semiconductors.

| | OC36 | 50p | Bridge Rect. |
|--------|-------|--------|--------------|
| AC126 | 14p | OC44 | 18p |
| AC127 | 16p | OC45 | 10p |
| AC128 | 15p | OC71 | 11p |
| AC141K | 26p | OC81 | 12p |
| AC142K | 26p | 2N706 | 14p |
| AC176 | 18p | 2N1132 | 28p |
| AC187K | 28p | 2N2904 | 20p |
| AC188K | 28p | 2N2926 | 11p |
| AD149 | 48p | 2N3053 | 26p |
| AD161 | 38p | 2N3054 | 55p |
| AD162 | 40p | 2N3702 | 14p |
| AF114 | 20p | 2N3703 | 13p |
| AF115 | 20p | 2N3704 | 14p |
| AF116 | 20p | 2N3705 | 13p |
| AF117 | 20p | 2N3706 | 12p |
| BC107 | 13p | 2N3707 | 15p |
| BC108 | 13p | 2N3708 | 11p |
| BC109 | 13p</ | | |



I.L.P. (Electronics) Ltd

SECOND GENERATION 25 WATT HYBRID



A brand new hybrid fabrication technique, recently perfected in our laboratories, has enabled us to achieve our latest range of completely integrated devices. We have now finally reduced the modular audio amplifier to a simple input/output device requiring only the addition of a basic unstabilized (split line) power supply. The HY50 takes medium power modules to their logical conclusion by incorporating with it a heatsink, which is designed in special high conductivity alloy sufficient for normal audio use without additional chassis sinking. All this without significantly increasing the size of the module comparable in size to a packet of "King-size" cigarettes. Consistent with modern thinking a triple rated output circuit with a load fuse allows for peak transient response without distortion but ensures the necessary protection.

OUTPUT POWER:
LOAD IMPEDANCE:
INPUT SENSITIVITY:
INPUT IMPEDANCE:
TOTAL HARMONIC DISTORTION:
SIGNAL/NOISE RATIO:
FREQUENCY RESPONSE:
SUPPLY VOLTAGE:
SIZE:

SPEC.
 25W RMS, 50W peak music power.
 4-16Ω into 8Ω
 0dB (0.775V RMS).
 47kΩ.
 Less than 0.1% at 25W typically 0.05.
 better than 75dB.
 10Hz-50kHz ± 1dB.
 ± 25V.
 105 × 50 × 25mm.

Price £5.80 mono £11.80 stereo. Price inclusive of VAT & P. & P.


NEW HY5 PREAMPLIFIER

Unchallenged for two years, the HY5, our unique multifunction preamplifier/tone hybrid, has been brought into line with the advancements in our power hybrids.

Like the HY50, the new HY5 has no external components and has been redesigned to run off a split power line with improvements in signal/noise, overload capability and reduced distortion. The output has been increased to match the power module (0dB), and share the same power supply.

Overall size is reduced by the use of a new thin film circuitry while the device still retains all the functions of the earlier device. When combined with the HY50 and power supply only potentiometers are required to complete a simple mono amplifier with input and output facilities expected to be found on Hi-Fi amplifiers.

The combination of two HY5's two HY50's sharing a common power supply (PSU50) are linked by a balance control to form a complete stereo system.



INPUTS
 Magnetic Pick-up 3mV (within 1dB RIAA curve)
 Ceramic Pick-up up to 3mV.
 Microphone 10mV.
 Tuner 250mV.
 Auxiliary 3-100mV.
 Input impedance 47kΩ 1 kHz

OUTPUTS
 Tape 100mV.
 Main output. 0dB (0.775V).


SPEC.
ACTIVE TONE CONTROLS
 Treble ± 12dB at 10kHz
 Bass ± 12dB at 100Hz

OVERLOAD CAPABILITY
 (equalization stage) 40dB on most sensitive input.

OUTPUT NOISE LEVEL
 (below 10mV magnetic input) 68dB.

DISTORTION 0.05% at 1kHz.
SUPPLY VOLTAGE ± 16-25V.
SUPPLY CURRENT 15mA.

Price £4.85 mono £9.70 stereo. Price inclusive of VAT and P. & P.



POWER SUPPLY PSU50

The new PSU50 has a low profile look being only 2½in high and can be used for either mono or stereo systems.

SPEC.
OUTPUT VOLTAGE ± 25V.
INPUT VOLTAGE 210-240V.
SIZE: L. 70 D. 90 H. 60mm.
 Price £5.23. Price inclusive of VAT & P. & P.

CROSSLAND HOUSE · NACKINGTON · CANTERBURY · KENT

CANTERBURY 63218

Please note we reserve the right to substitute at our discretion updated versions of advertised designs where applicable.

NOW AVAILABLE IN THE U.K!


CHINAGLIA



ONE OF ITALY'S LEADING TEST EQUIPMENT MAKERS

PRESENT

THE CORTINA MINOR



One of a range of professional quality instruments now available to U.K. users

● SENSITIVITY 20,000 Ω/VOLT (D.C.), 4,000 Ω/VOLT (A.C.) ● ROBUST DIODE PROTECTED PRECISION MOVEMENT ● 33 RANGES D.C. VOLTS 0-100mV, 1.5V, 5V, 50V, 150V, 500V, 1,500V. D.C. CURRENT 0-50μA, 5mA, 50mA, 500mA, 2.5A. A.C. VOLTS, 0-7.5V, 25V, 75V, 250V, 750V, 1,500V. A.C. CURRENT 0-25mA, 250mA, 2.5A, 12.5A. dB RANGES, -10 to + 69. RESISTANCE RANGES 10kΩ, 10MΩ F.S.D. CAPACITANCE RANGES 100μF, IF F.S.D. ● ACCURACY—RESISTANCE, D.C. VOLTAGE AND CURRENT, 2.5%. A.C. VOLTAGE AND CURRENT 3.5% ● OHMS RANGES POWERED BY INTERNAL BATTERIES ● COMPACT SIZE: 150 x 85 x 40mm 350gr ● CLEARLY CALIBRATED DIAL WITH ANTI-PARALLAX MIRROR ● PROFESSIONAL QUALITY COMPONENTS EMPLOYED THROUGHOUT ● FULLY GUARANTEED FOR 12 MONTHS ● AFTER SALES SERVICE AND SPARES FACILITIES ● SUPPLIED WITH ADDITIONAL SHOCKPROOF PLASTICS CARRYING CASE, TWO HIGHLY INSULATED TEST LEADS AND INSTRUCTION BOOKLET ● SPECIAL 30kV PROBE FOR D.C. MEASUREMENT AVAILABLE AS AN OPTIONAL EXTRA. **PRICE £13 (p & p 80p) PROBE £7-50 inc. of VAT**

For full details of the Chinaglia range contact:

CHINAGLIA (U.K.) LTD.

19 MULBERRY WALK, LONDON, S.W.3 Tel. 01-352 1897

Are you an inventor?

Newnes-Butterworths, the technical publishers, invite you to enter for —

THE NEWNES-BUTTERWORTHS PRIZE

- Worth £250
- Awarded for the "most novel application of an electronic device"
- Judged by a distinguished panel of experts.

Entry forms should be available at your local bookseller, but in case of difficulty please contact the publisher direct.



Newnes-Butterworths

The big name in technical publishing
Borough Green, Sevenoaks, Kent TN15 8PH

TRANSFORMERS

SAFETY MAINS ISOLATING TRANSFORMERS
Prim. 120/240V, Sec 120/240V Centre Tapped and Screened
ALSO AVAILABLE WITH 115/120V SEC. WINDING

| Ref. No. | VA (Watts) | Weight lb oz | Size cm. | P & P |
|----------|------------|--------------|--------------------|----------|
| 07 | 20 | 1 | 6.0 x 6.0 x 6.0 | 2.32 30 |
| 149 | 60 | 3 12 | 9.9 x 7.7 x 8.6 | 3.45 36 |
| 150 | 100 | 5 8 | 9.9 x 8.9 x 8.6 | 3.79 52 |
| 151 | 200 | 8 0 | 12.1 x 9.3 x 10.2 | 6.45 52 |
| 152 | 250 | 13 12 | 12.1 x 11.8 x 10.2 | 8.41 67 |
| 153 | 350 | 15 0 | 14.0 x 10.8 x 11.8 | 11.20 82 |
| 154 | 500 | 19 8 | 14.0 x 13.4 x 11.8 | 16.25 * |
| 155 | 750 | 29 0 | 17.2 x 14.0 x 14.0 | 22.10 * |
| 156 | 1000 | 38 0 | 17.2 x 16.6 x 14.0 | 29.87 * |
| 158 | 2000 | 60 0 | 21.6 x 15.3 x 18.1 | 49.25 * |

AUTO TRANSFORMERS

| Ref. No. | VA (Watts) | Weight lb oz | Size cm. | Auto Taps | P & P |
|----------|------------|--------------|----------|--------------------|---------------------------|
| 113 | 20 | 1 | 0 | 5.8 x 5.1 x 4.5 | 0-115-210-240 1.22 22 |
| 64 | 75 | 2 | 4 | 7.0 x 6.7 x 6.1 | 0-115-210-240 2.40 30 |
| 4 | 150 | 3 | 4 | 8.9 x 7.7 x 7.7 | 0-115-200-220-240 2.89 36 |
| 66 | 300 | 6 | 4 | 9.9 x 9.6 x 8.6 | 5.63 52 |
| 67 | 500 | 12 | 8 | 12.1 x 11.2 x 10.2 | 8.36 67 |
| 84 | 1000 | 18 | 8 | 14.0 x 13.4 x 14.3 | 15.19 82 |
| 93 | 1500 | 30 | 4 | 14.0 x 15.9 x 14.3 | 21.99 * |
| 95 | 2000 | 32 | 0 | 17.2 x 16.6 x 14.0 | 28.70 * |
| 73 | 3000 | 40 | 0 | 21.6 x 13.4 x 18.1 | 39.17 * |

CASED AUTO TRANSFORMERS

115 500W enclosed transformer, with mains lead and two 115V outlet sockets, £9.49, P & P 67p. 20W version, £2.02, P & P 22p.

LOW VOLTAGE SERIES (ISOLATED)

| Ref. No. | Amps. | Weight lb oz | Size cm. | Secondary Windings | P & P |
|----------|-------|--------------|----------|--------------------|----------------------------|
| 111 | 0.5 | 0.25 | 4 | 4.8 x 2.9 x 3.5 | 0-12V at 0.25A x 2 1.22 22 |
| 213 | 1.0 | 0.5 | 1 | 6.1 x 5.8 x 4.8 | 0-12V at 0.5A x 2 1.44 22 |
| 71 | 2 | 1 | 12 | 7.0 x 6.4 x 6.1 | 0-12V at 1A x 2 1.90 22 |
| 18 | 4 | 2 | 12 | 8.3 x 7.7 x 7.0 | 0-12V at 2A x 2 2.68 36 |
| 70 | 6 | 3 | 8 | 8.9 x 8.0 x 7.7 | 0-12V at 3A x 2 3.20 42 |
| 108 | 8 | 4 | 5 | 9.9 x 8.9 x 8.6 | 0-12V at 4A x 2 3.60 52 |
| 72 | 10 | 4 | 8 | 9.9 x 9.6 x 8.6 | 0-12V at 5A x 2 4.25 52 |
| 112 | 12 | 6 | 12 | 9.9 x 10.2 x 8.6 | 0-12V at 5A x 2 5.10 52 |
| 17 | 16 | 8 | 12 | 12.1 x 9.9 x 10.2 | 0-12V at 8A x 2 6.56 52 |
| 115 | 20 | 10 | 11 | 14.0 x 9.6 x 11.8 | 0-12V at 10A x 2 8.36 67 |
| 187 | 30 | 15 | 15 | 14.0 x 12.1 x 11.8 | 0-12V at 15A x 2 15.40 82 |
| 226 | 60 | 30 | 32 | 17.2 x 15.3 x 14.0 | 0-12V at 30A x 2 28.44 * |

30 VOLT RANGE

| Ref. No. | Amps. | Weight lb oz | Size cm. | Secondary Taps | P & P |
|----------|-------|--------------|----------|--------------------|---------------------------|
| 112 | 0.5 | 1 | 4 | 6.1 x 5.8 x 4.8 | 0-12-15-20-24-30V 1.42 22 |
| 79 | 1.0 | 2 | 4 | 7.0 x 6.7 x 6.1 | 1.92 36 |
| 3 | 2.0 | 3 | 4 | 8.9 x 7.7 x 7.7 | 2.90 36 |
| 20 | 3.0 | 4 | 8 | 9.9 x 8.3 x 8.6 | 3.58 42 |
| 21 | 4.0 | 4 | 8 | 9.9 x 9.6 x 8.6 | 4.25 52 |
| 51 | 5.0 | 6 | 12 | 12.1 x 8.6 x 10.2 | 5.30 52 |
| 117 | 6.0 | 8 | 0 | 12.1 x 9.3 x 10.2 | 6.31 52 |
| 88 | 8.0 | 12 | 0 | 12.1 x 11.8 x 10.2 | 8.18 67 |
| 89 | 10.0 | 13 | 12 | 14.0 x 10.2 x 11.8 | 10.33 67 |

50 VOLT RANGE

| Ref. No. | Amps. | Weight lb oz | Size cm. | Secondary Taps | P & P |
|----------|-------|--------------|----------|--------------------|---------------------------|
| 102 | 0.5 | 1 | 12 | 7.0 x 6.4 x 6.1 | 0-19-25-33-40-50V 1.90 30 |
| 103 | 1.0 | 2 | 12 | 8.3 x 7.4 x 7.0 | 2.80 36 |
| 104 | 2.0 | 5 | 8 | 7.9 x 8.9 x 8.6 | 3.87 42 |
| 105 | 3.0 | 6 | 12 | 9.9 x 10.2 x 8.6 | 5.26 52 |
| 106 | 4.0 | 10 | 0 | 12.1 x 10.5 x 10.2 | 6.99 52 |
| 107 | 6.0 | 12 | 0 | 14.0 x 10.2 x 11.8 | 10.35 67 |
| 118 | 8.0 | 18 | 0 | 14.0 x 12.7 x 11.8 | 13.51 97 |
| 119 | 10.0 | 25 | 0 | 17.2 x 12.7 x 14.0 | 16.95 * |

60 VOLT RANGE

| Ref. No. | Amps. | Weight lb oz | Size cm. | Secondary Taps | P & P |
|----------|-------|--------------|----------|--------------------|---------------------------|
| 124 | 0.5 | 2 | 4 | 7.0 x 6.7 x 6.1 | 0-24-30-40-48-60V 1.93 36 |
| 126 | 1.0 | 3 | 4 | 8.9 x 7.7 x 7.7 | 2.70 36 |
| 127 | 2.0 | 6 | 4 | 9.9 x 9.6 x 8.6 | 4.25 42 |
| 125 | 3.0 | 8 | 12 | 12.1 x 9.9 x 10.2 | 6.46 52 |
| 123 | 4.0 | 13 | 12 | 12.1 x 11.8 x 10.2 | 8.36 67 |
| 40 | 5.0 | 12 | 00 | 14.0 x 10.2 x 11.8 | 9.85 67 |
| 120 | 6.0 | 15 | 8 | 14.0 x 12.1 x 11.8 | 12.14 82 |
| 121 | 8.0 | 25 | 00 | 14.0 x 14.7 x 11.8 | 13.65 52 |
| 122 | 10.0 | 25 | 0 | 17.2 x 12.7 x 14.0 | 20.09 * |
| 189 | 12.0 | 29 | 00 | 17.2 x 14.0 x 14.0 | 22.49 * |

MINIATURE TRANSFORMERS WITH SCREENS

| Ref. No. | mA | Weight lb oz | Size cm. | Volts | P & P |
|----------|------------|--------------|----------|-----------------|--------------------------|
| 238 | 200 | 2 | 2 | 2.8 x 2.6 x 2.0 | 3-0-3 1.31 10 |
| 212 | 1A, 1A | 1 | 4 | 6.1 x 5.8 x 4.8 | 0-6, 0-6 1.52 22 |
| 13 | 100 | 4 | 3 | 3.9 x 2.6 x 2.9 | 9-0-9 1.12 10 |
| 235 | 330, 330 | 4 | 4 | 4.8 x 2.9 x 3.5 | 0-9, 0-9 1.52 10 |
| 207 | 500, 500 | 1 | 00 | 6.1 x 5.4 x 4.8 | 0-8.9, 0-8.9 2.03 22 |
| 208 | 1A, 1A | 1 | 12 | 7.0 x 6.4 x 6.1 | 0-8.9, 0-8.9 2.73 30 |
| 226 | 200, 200 | 4 | 4 | 4.8 x 2.9 x 3.5 | 0-15, 0-15 1.52 10 |
| 214 | 300, 300 | 1 | 8 | 6.1 x 5.8 x 4.8 | 0-20, 0-20 1.60 22 |
| 221 | 700 (d.c.) | 1 | 8 | 7.0 x 6.1 x 6.1 | 20-12-0-12-20 1.41 30 |
| 206 | 1A, 1A | 2 | 12 | 8.3 x 7.7 x 7.0 | 0-15-20, 0-15-20 3.08 38 |
| 203 | 500, 500 | 2 | 4 | 8.3 x 7.0 x 7.0 | 0-15-27, 0-15-27 2.82 38 |
| 204 | 1A, 1A | 3 | 4 | 8.9 x 7.7 x 7.7 | 0-15-27, 0-15-27 2.86 38 |

*Carriage via B.R.S.

PLEASE ADD 10% FOR V.A.T. INCLUDING P. & P.

BARRIE electronics

3, THE MINORIES, LONDON EC3N 1BJ

TELEPHONE: 01-488 3316/8

NEAREST TUBE STATIONS ALDGATE & ALDGATE EAST

ALL OUR PRICES INCLUDE V.A.T.

BSR HI-FI AUTOCHANGER STEREO & MONO

Plays 12", 10" or 7" records. Auto or Manual. A high quality unit backed by BSR reliability with 12 months' guarantee. AC 200/250V. Size 13" x 11 1/2". Above motor board 3 1/2". Below motor board 2 1/2".



with STEREO and MONO XTAL £6.75 Post 25p.

PORTABLE PLAYER CABINET

Modern design. Black rexine covered. Silver front grille. Padded lid. Chrome fittings. Size 17 1/2" x 15 1/2" x 7 1/2". Few only in red rexine. £4.50 Post 25p

4 Transistor Mono Amplifier

Powerful 3 watt output, 15 ohm. AC mains operated with transformer. 3-Controls, volume, treble, bass and On/Off switch with knobs. Ready made on printed circuit board. Fused inputs and outputs. Famous make. Size 8in wide x 4in deep x 3in high. £5.95 Post 25p



R.C.S. DISCO DECK SINGLE RECORD PLAYER

Fitted with auto stop. Acos stereo/mono cartridge. Baseplate. Size 11in x 8in. Turntable size 7in diameter. A/C mains. 200 250V motor has a separate winding 14 volt to power a small amplifier. £5.50 Post 25p

£5.50 Post 25p

METAL PLINTH AND PLASTIC COVER

Cut out for most Garrard or B.S.E. Most will play with cover in position. 12" x 14" x 7 1/2". Covered in black leatherette. Post 45p

£4.95

ALSO AVAILABLE IN SOLID NATURAL MAHOAGANY WAX POLISHED FINISH—£5.95

COMPACT PORTABLE STEREO HI-FI

Two full size loudspeakers 13 1/2" x 10" x 3 1/2". Player unit clips to loudspeakers making it extremely compact, overall size only 13 1/2" x 10" x 8 1/2". 3 watts per channel, plays all records 33 r.p.m., 45 r.p.m. Separate volume and tone controls. 240V AC Mains. Bargain Price £25 85p Carriage



SPECIAL OFFER! SMITH'S CLOCKWORK 15 AMP TIME SWITCH 0 TO 60 MINUTES

Single pole two-way Surface mounting with fixing screws. Will replace existing wall switch to give light for return home, garage, automatic anti-burglar lights, etc. Variable knob. Turn on or off at full or intermediate settings. Fully insulated. Makers' last list price £4.50. Brand new and fully guaranteed. OUR PRICE £1.65 Post 25p



BLANK ALUMINIUM CHASSIS. 18 s.w.g. 2 1/2in sides 6 x 4in 45p; 8 x 6in 53p; 10 x 7in 65p; 12 x 8in 85p; 14 x 9in 90p; 16 x 10in 90p; 12 x 3in 50p; 16 x 10in 11. ALUMINIUM BOXES 3 x 3 x 3in 60p; 4 x 4 x 4in 70p; 6 x 4 x 4in 80p; 9 x 4 x 4in £1; 12 x 4 x 4in £1.30. ALUMINIUM PANELS 18 s.w.g. 6 x 4in 12p; 8 x 6in 19p; 14 x 9in 90p; 10 x 7in 90p; 12 x 5in 25p; 12 x 9in 34p; 16 x 6in 34p; 14 x 9in 40p; 12 x 12in 47p; 16 x 10in 60p. FAXOLIN PANEL 10 x 8in 20p. 1 1/2 inch DIAMETER WAVERAGE SWITCHES. 30p ea. 2 p. 2-way, or 2 p. 6-way, or 3 p. 4-way. 1 p. 1. 2-way, or 4 p. 2-way, or 4 p. 3-way. TOGGLE SWITCHES. sp. 14p; dp. 22p; dp. dt. 25p. Sub-miniature, sp. 35p; dp. dt. 50p.

BRITISH FM/VHF TUNING HEART

88 to 108 Mc/s British made. 2 Transistors ready aligned—requires 10.7 Mc/s I.F. Complete with tuning gank. Connections supplied but some technical experience essential. Our price £3.95 Post 20p

R.C.S. STABILISED POWER PACK KITS

All parts and instructions with Zener Diode, Printed Circuit, Bridge Rectifiers and Double Wound Mains Transformer input 200/240V a.c. Output voltages available 6 or 9 or 12 or 15 or 18 or 20V d.c. at 100mA or less. PLEASE STATE VOLTAGE REQUIRED. £2.20 Post 20p

R.C.S. GENERAL PURPOSE TRANSISTOR PRE-AMPLIFIER BRITISH MADE

Ideal for Mike, Tape, P.U., Guitar, etc. Can be used with Battery 9-12V or H.T. line 200-300V d.c. operation. Size: 1 1/2 x 1 1/2 x 1 in. Response 25 c/s to 25 kc/s. 28 dB gain. For use with valve or transistor equipment. Full instructions supplied. Details S.A.E. 99p Post 20p

| NEW TUBULAR ELECTROLYTICS | | CAN TYPES | |
|---------------------------|----------------|-------------------|--|
| 2/350V 14p | 250/25V 14p | 50+50/300V 50p | |
| 4/350V 14p | 1000/25V 20p | 60+100/350V 85p | |
| 8/450V 18p | 1000/25V 25p | 38+32/250V 20p | |
| 16/450V 22p | 1000/50V 47p | 32+32/450V 60p | |
| 32/500V 50p | 8+8/450V 22p | 360+50/325V 55p | |
| 25/25V 10p | 8+16/450V 25p | 16+16+16/275V 45p | |
| 50/50V 10p | 16+16/450V 40p | 32+32+32/350V 65p | |
| 100/25V 10p | 32+32/350V 40p | | |

LOW VOLTAGE ELECTROLYTICS
1, 2, 4, 5, 8, 16, 25, 30, 50, 100, 200mF 16V 10p.
500mF 12V 15p; 25V 20p; 50V 30p.
1000mF 12V 20p; 25V 35p; 50V 47p; 100V 70p.
2000mF 6V 25p; 25V 42p; 50V 57p.
2500mF 50V 62p; 3000mF 25V 47p; 50V 65p.
5000mF 6V 25p; 12V 42p; 25V 75p; 35V 85p; 50V 95p.
CERAMIC 1pF to 0.01mF, 4p, Silver Mica 2 to 5000pF, 4p.
PAPER 350V-0.1 4p; 0.5 13p; 1mF 15p; 2mF 150V 15p.
500V-0.001 to 0.05 4p; 0.5p; 0.25 8p; 0.47 25p.
SILVER MICA. Close tolerance 1%, 2-5500pF 8p; 560-2,200pF 10p; 2,700-5,600pF 20p; 6,800pF-0.01, mfd 30p each.
TWIN GANG. "0-0" 208pF + 176pF, 65p.
Slow motion drive 385pF + 385pF with 25pF + 25pF, 50p; 500pF standard 65p; small 3-gang 500pF £1.60.
SHORT WAVE SINGLE. 10pF, 30p; 25pF, 55p; 50pF, 55p.

SHORT WAVE SINGLE GANG. Precision Silver Plated Gangable Tuning Condensers. 50p each
Values up to 100pF.
Section Couplers supplied FREE with two or more gangs.

NEON PANEL INDICATORS 250V AC/DC. Amber 20p.
RESISTORS. 1W, 1/2W, 1W, 20W, 1p; 2W, 5p, 10Ω to 10M.
HIGH STABILITY. 1/2W 2%, 10 ohms to 6 meg., 10p.
Ditto 5%. Preferred values 10 ohms to 10 meg., 4p.
WIRE-WOUND RESISTORS 5 watt, 10 watt, 15 watt, 10 ohms to 100k 10p each; 2 watt, 0.5 ohm to 8.2 ohms 10p.
TAP OSCILLATOR COIL Valve type 35p.
FERRITE ROD 8 x 1/2in 20p; 6 x 1/2in 20p; 3 x 1/2in 10p.

MAINS TRANSFORMERS ALL POST 25p each

Eagle HT12 12-0-12V 50mA
250-0-250 80 mA 6-3V 3-5A 6.3V 1A or 5V 2A... £2.50
350-0-350 80 mA 6-3V 3-5A, 6.3V 1A or 5V 2A... £3.00
300-0-300V 120mA, 6-3V 4A C.T.; 6-3V 2A... £4.25
MINIATURE 200V 20mA, 6-3V 1A 2 1/2 x 2 1/2 in... 75p
MIDGET 220V 45mA, 6-3V 2A 2 1/2 x 2 1/2 in... 90p
HEATER TRANS. 6-3V 1 amp 85p, 1 amp... 75p
GENERAL PURPOSE LOW VOLTAGE. Tapped outputs at 2 amp, 3, 4, 5, 6, 8, 9, 10, 12, 15, 18, 24 and 30V £3.00
1 amp, 6, 8, 10, 12, 18, 20, 24, 30, 36, 40, 48, 60 £2.00
2 amp, 6, 8, 10, 12, 18, 20, 24, 30, 36, 40, 48, 60 £2.00
5 amp, 6, 8, 10, 12, 18, 20, 24, 30, 36, 40, 48, 60 £2.75
3 amp, 5, 8 and 13V £1.00; Ditto 5 amp £1.20, 3 amp, 3, 5, 8, 10, 13 and 5-0-5V £1.30, Ditto 5 amp £1.50
6-0-6V 500mA 90V 9V 1 amp 90p 12V 300mA 75p 12V 500mA 85p 12V 750mA 85p, 40V 1 amp £1.75
AUTO TRANSFORMERS. 115V to 230V or 230V to 115V 150W £2.80; 500W £6.25; 750W £10; 1000W £15
CHARGER TRANSFORMERS. Input 200/250V for 6 or 12V, 1 amp £1.50; 2 amp £1.80; 4 amp £2.50
BATTERY CHARGERS. Ready built with leads and clips 1 amp £2; 4 amp £4; 5 amp £4.50.
FULL WAVE BRIDGE CHARGER RECTIFIERS: 6 or 12V outputs, 1 amp 40p; 2 amp 55p; 4 amp 85p.

MAINS ISOLATING TRANSFORMER

Primary 0-110-240V. Secondary 0-240V 3 amps 720 watts. Insulated terminals. Varnish impregnated. Fully enclosed in steel case with fixing feet. £10 Carr. 50p
Famous make (Value £19) OUR PRICE £10 Carr. 50p
Can be used as 800 watt auto transformers 240-110V.

SET OF 3 MOTORS FOR COLLARO STUDIO 115 VOLT TAPE DECK

£2.50 Post 50p

VOLUME CONTROLS 80 ohm Coax 5p yd.

Long spindles. Midget Size 5 k. ohms to 2 Meg. LOG or LIN. L/S 15p. D.P. 25p. STEREO L/S 55p. D.P. 75p. Edge 5k. S.P. Transistor 25p.
Wire Wound controls 1 1/2in diam. 3 Watts. 10 ohms to 100k British Made with long spindles 1in dia. 45p each.
HELICAL POT 10K LIN. List £3. Bargain 75p.
DUAL CONCENTRIC POT 500K LOG AND 500K LIN D.P. switch. Inner spindle 3 1/2in; Outer spindle 2 1/2in 75p.

E.M.I. 13 1/2 x 8in. SPEAKER SALE!

With twin tweeters. And crossover. 10 watt. State 3 or 8 or 15 ohm. As illustrated. Post 25p



£4.50
£2.75

Bookshelf Cabinet 18" x 10" x 8in. £6.60
Teak finish Post 35p

E.M.I. 6 1/2in. HI-FI WOOFER

8 ohm, 10W. Large ceramic magnet. Special Rubber cone surround. Frequency response 30-12,000 c/s. Ideal P.A. Columns. Hi-Fi Enclosure Systems, etc. Suitable Cabinet 12 x 8 x 6 £4 Suitable Tweeter £2



£4

ELAC CONE TWEETER

The moving coil diaphragm gives a good radiation pattern to the higher frequencies and a smooth extension of total response from 1,000 c/s to 15,000 c/s. Size 3 1/2 x 2 1/2 inch deep. Rating 10W, 3 ohm. Crossover £1.25 £1.90 Post 20p



GOODMANS 8in. WOOFER

8 ohm 12 watt. Deep cone. Heavy ceramic magnet. Bass resonance 35 cps. Frequency response 30-8,000 cps. Ideal bass unit for Hi-Fi system. £3.75



SPECIAL OFFER LOUSPEAKERS ALL BRAND NEW

3 ohm, 2 1/2in; 2 1/2in; 3 1/2in; 5in.
8 ohm, 2 1/2in; 2 1/2in; 5in x 3in; 5in.
15 ohm, 3 1/2in; 5in; 6 x 4in; 5in; 7 x 4in; 8 x 5in.
15 ohm, 2 1/2in; 3in; 5 x 3in; 5in.
35 ohm, 2in; 3in; 5in.
80 ohm, 2 1/2in; 2 1/2in.
£1 EACH

LOUDSPEAKERS P.M. 3 OHMS. 7 x 4in £1.25; 6 1/2in £1.60; 8 x 6in £1.60; 8in £1.75; 10 x 6in £1.90; 10in £2.50
RICHARD ALAN TWIN CONE LOUSPEAKERS. 8in diameter 4W £2.50, 10 in diameter 5W £2.50; Post 25p.
12in diameter, 6W, £2.95; 3 or 8 or 15 ohm models.
SPEAKER COVERING MATERIALS. Samples Large S.A.E. Horn Tweeters 2-16Kc/s. 8W 8 ohm or 15 ohm £2.20. De Luxe Horn Tweeters 2-18Kc/s, 15W, 15 ohm £2.50. Two-Way, 3,000 c/s. CROSSOVERS 3, 8 or 15 ohm £1.25.

TWO-WAY CROSSOVER NETWORK 3,000 c/s

With variable tweeter attenuator giving accurate high/low frequency balance. Mounted on panel 6 1/2in x 4 1/2in with control knob, tweeter and woofer leads and input £3.80 Post terminals. Suitable for 3 to 8 ohm impedance. £3.80 Post 20p

VALVE OUTPUT TRANSFORMER 40p.
EKE TRANSFORMER MU metal 100-1 £1.25.
PUSH-PULL VALVE OUTPUT TRANSFORMERS.
50 watt £12.50 100 watt £15.00

ELECTRO MAGNETIC PENDULUM MECHANISM

1.5V d.c. operation over 200 hours continuous on SP2 battery, fully adjustable swing and speed. Ideal displays, teaching electro magnetism or for metronome, 95p Post 20p

R.C.S. RECORD PLAYER AMPLIFIER

2 stage triode pentode valve. 3 watt output. Volume on/off and tone controls. Printed circuit £4.50 Post 25p
A.C. mains complete and tested.

COAXIAL PLUG 10p. PANEL SOCKETS 10p. LINE 18p
OUTLET BOKES, SURFACE MOUNTING 25p.
BALANCED TWIN RIBBON FEEDER 300 ohms, 7p yd.
JACK SOCKET 8id. open-circuit 14p. closed circuit 23p;
Chrome Lead Socket 45p. Phono Plugs 7p. Phono Socket 7p
JACK PLUGS 8id. Chrome 20p; 3-5mm Chrome 15p DIN SOCKETS Chassis 3-pin 10p; 5-pin 10p DIN SOCKETS Lead 3-pin 18p; 5-pin 25p. DIN PLUGS 3-pin 18p; 5-pin 25p. VALVE HOLDERS 5p; CERAMIC 10p; CANS 5p.

ALL PRICES INCLUDE VAT • 20p MINIMUM POST AND PACKING • CALLERS WELCOME •

RADIO COMPONENT

Illustrated Colour Brochure, Radio Books & Components Lists 10p Written guarantee.

ALL OUR PRICES INCLUDE V.A.T.

E.M.I. WOOFER AND TWEETER KIT

£6.75 THE PAIR, Post 25p. (Available separately, Woofer £5.25; Tweeter £1.90)

Comprising a fine example of a Woofer 10 1/2 x 6in with a massive Ceramic Magnet, 44oz Gauss 13,000 lines. Aluminium Cone centre to improve middle and top response. Also the E.M.I. Tweeter 3 1/2in square has a special lightweight paper cone and magnet flux 10,000 lines. Crossover condenser and full instructions supplied.

Impedance Standard 8 ohms
Maximum power 12 watts
Useful Response 35 to 18,000 cps
Bass Resonance 45 cps
SUITABLE ENCLOSURE 20 x 13 x 6in.
MODERN DESIGN, TEAK WOOD FINISH.



£9.90
Post 45p



8" or 10" x 6" ELAC HI-FI SPEAKER

Dual cone plasticised roll surround. Large ceramic magnet. 50-18,000 cps. Bass resonance 55 cps. 8 ohm impedance. 10 watts.

£3.75

10in round £4.50.

TEAK VENEER HI-FI SPEAKER CABINETS
Fluted Wood Fronts

MODEL "A". 20 x 13 x 6in
For 12 in. dia. or 10in speaker. **£9.90** Post 25p

MODEL "B". 16 x 10 x 6in
For 13 x 8in. or 8in. speaker. **£6.60** Post 25p

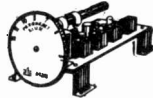
MODEL "B" 2 ditto. Triangular Corner Version.

MODEL "C". 16 x 8 x 6in.
For 8 x 6in. **£4.95** Post 25p


LOUDSPEAKER CABINET
WADDING 18in wide, 15p ft.



BARGAIN AM TUNER.
Medium Wave
Transistor Superhet **£4.95**
Ferrite aerial. 9 volt.



BARGAIN 4 CHANNEL TRANSISTOR MONO MIXER. Add musical highlights and sound effects to recordings. Will mix Microphone, record, tape and tuner with separate controls into single output. 9 volt battery operated. **£4.50**



STEREO VERSION OF ABOVE £5.95.

BARGAIN FM TUNER.
SS-105 Mc/s. 6in Transistor.
9 volt. Printed circuit.
Calibrated slide dial tuning.
Walnut Cabinet. **£12.85**
Size 7 x 5 x 4in.



BARGAIN FM TUNER. £8.85
As above less cabinet.

BARGAIN 3 WATT AMPLIFIER. 4 Transistor
Push-Pull Ready built with volume, treble and bass controls. 18 volt battery operated. **£4.50**

THE "INSTANT" BULK TAPES
ERASER & HEAD DEMAGNETISER.
Suitable for cassettes, and all sizes of tape reels. A.C. mains 200/250V.
Leaflet 8.A.E. **£3.50** Post 20p



BAKER MAJOR 12" £9.90



Post Free
30-14,500 c/s. 12in. double cone, woofer and tweeter cone together with a BAKER ceramic magnet assembly having a flux density of 14,000 gauss and a total flux of 145,000 Maxwells. Bass resonance 40 c/s. Rated 20 watts. NOTE: 3 or 8 or 15 ohms must be stated.

Module kit, 30-17,000 c/s with tweeter, crossover, baffle and instructions. **£12.50**
Post Free

Please state 3 or 8 or 15 ohms. Post free

BAKER "BIG SOUND" SPEAKERS

Robustly constructed to stand up to long periods of electronic power. As used by leading groups. Useful response 30-13,000 cps. Bass Resonance 55 cps.

GROUP "25" **£8.80**
12in 25 watt
3, 8 or 15 ohms. Post Free

GROUP "35" **£9.90**
12in 35 watt
3, 8 or 15 ohms. Post Free

GROUP "50" **£22.00**
15in. 50 watt
8 or 15 ohms.
50 watt 12in VERSION £17.60



MAJOR 100 WATT ALL PURPOSE TRANSISTOR AMPLIFIER

All purpose transistorised. Ideal for Groups, Disco and P.A. 4 inputs speech and music. 4 way mixing. Output 8/15 ohm a.c. Mains. Separate treble and bass controls. Guaranteed. Details 8.A.E.



£49 Carr. £1.00

CALLERS ONLY! DE-LUXE 100 WATT AMPLIFIER CHASSIS. 7 Valve version, 4 inputs, 10 wide range controls. For Mikes, Discos, Organs, Guitars, etc. 4, 8 and 15 ohm Loudspeaker matching. **£69**

Q MAX CHASSIS CUTTERS

| A die, punch and Allen Screw | | Sizes 1 1/2" | |
|------------------------------|-------|---------------------|-------|
| Size 2" | 74p | Key "B" for above | £1.70 |
| " 3" | 83p | " 2" | £2.25 |
| Key "T" for above | 6p | " 2 3/32" | £2.50 |
| " 1 1/2", 1" | 90p | " 2 1/2" | £3.30 |
| " 1", 3/4" | 82p | Key "C" for above | 13p |
| " 1/2", 1/4" | 99p | " 2" | £4.50 |
| Key "A" for above | 6p | " 1 1/2" | £5.75 |
| " 1", 1 1/4", 1 1/2" | £1.00 | " 1" | £9.00 |
| " 1", 1 7/8", 1 1/2" | £1.15 | Key "E" for above | 20p |
| " 1 1/2", 1 1/4" | £1.20 | 1" Square, with key | £2.10 |
| " 1 1/2", 1 1/8" | £1.35 | | |
| " 1 1/2", 1 1/4" | £1.65 | | |

SPECIAL OFFER

20 Watt 100 ohm Rheostat 2 1/2in dia. Ceramic former screw terminals 1in dia. spindle. 95p. Post 25p.

SPECIAL OFFER £1.75. Post 25p.

3in Panel Meter 50 µA. Unusual scale requires re-calibration. Few only 25µA same price.

WEYRAD COILS

| | | | |
|---------|-----|-----------|-----|
| P50/1AC | 40p | RA2W | 85p |
| P50/2CC | 40p | OPT1 | 85p |
| P50/3CC | 40p | LFT4 | 85p |
| PCA1 | 60p | Twin gang | 75p |



DELUXE 4 POLE MOTOR
1,400 r.p.m. reversible 42 Watt, spindle 1 1/2in x 7/32in, size 3 1/2in x 3in. As illustrated. 240V a.c. mains. Post 25p **£1.95**

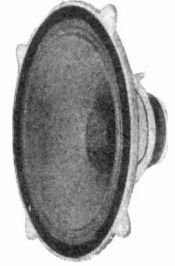
E.M.I. GRAM MOTOR
120V or 240V a.c. 2,400 rpm. 2-pole 70mA. Size 2 1/2 x 2 1/2 x 2 1/2in. **£1.00** Post 25p

BAKER HI-FI SPEAKERS HIGH QUALITY—BRITISH MADE REGENT

12in. 15 watts

An inexpensive unit for the beginner in high fidelity and for general purposes. May be used to improve any Radio, Amplifier, Hi-Fi or Television receiver.

Bass Resonance 45cps
Flux Density 12,000 gauss
Useful response 46-13,000cps
3 or 8 or 15 ohm models.




£8.80

Post Free

DE-LUXE Mk II 12in. 15 watts

Especially designed to provide full range reproduction at an economical cost. Suitable for use with any high fidelity system. Built-in concentric tweeter cone.

Bass Resonance 30cps
Flux Density 14,000 gauss
Useful response 25-16,000cps
8 or 15 ohms models.




£11

Post Free

SUPERB 12in. 20 watts

A high quality loudspeaker, its remarkable low cone resonance ensures clear reproduction of the deepest bass. Fitted with a special copper drive and concentric tweeter cone resulting in full range reproduction with remarkable efficiency in the upper register.

Bass Resonance 25cps
Flux Density 16,500 gauss
Useful response 20-17,000cps
8 or 15 ohms models.




£16.50

Post Free

AUDITORIUM 12in. 25 watts

A full range reproducer for high power, Electric Guitars, public address, multi-speaker systems, electric organs. Ideal for Hi-Fi and Discotheques.

Bass Resonance 35cps
Flux Density 15,000 gauss
Useful response 25-16,000cps
8 or 15 ohms models.




£15.40

Post Free

AUDITORIUM 15in 35 watts

A high wattage loudspeaker of exceptional quality with a level response to above 8,000 cps. Ideal for Public Address, Discotheques, Electronic instruments and the home.

Bass Resonance 35cps
Flux Density 15,000 gauss
Useful response 20-14,000cps
8 or 15 ohms models.



£22

Post Free

Hi-Fi Enclosure Manual containing 20 plans, designs, crossover data and cubic tables. 42p. Post Free.

WAFER HEATING ELEMENTS

THIN OFFERING 1001 USES for every type of heating and drying applications in the home, garage, greenhouse, factory (available in manufacturing quantities). Approx. size 10 1/2 x 8 1/2 x 1/4 in. Operating voltage 200/250V. a.c. 250 watts approx. Printed circuit element enclosed in asbestos fitted with connecting wires. Completely flexible providing safe Black heat. British-made for use in photocopyers and print drying equipment.

Ideal for home handymen and experimenters. Suitable for Heating Pads, Food Warmers, Convector Heaters, etc. Must be clamped between two sheets of metal or asbestos, etc., to make efficient clothes dryers, towel rails—ideal for airing cupboards. Ideal for anti-frost device for the garage—preventing frozen radiators or acting as oil sump heater. Use in greenhouse for seed raising and plant protection. Invaluable aid for bird houses, incubators, etc., etc. Can be used in series for lower heat. Or in parallel for higher heat applications.

ONLY 40p EACH (FOUR FOR £1.50)

ALL POST PAID—Discounts for quantity.

CUSTOMERS FREE CAR PARK

OPEN 9-6 p.m. WEDNESDAYS 9-1 p.m., SATURDAYS 9-5 p.m. (Closed for Lunch 1.15-2.30)

SPECIALISTS 337 WHITEHORSE ROAD · CROYDON

(Export: Remit cash and extra postage.)

Buses 50, 68, 159. Rail Selhurst

Telephone 01-684-1665

Now! A FAST EASY WAY TO LEARN BASIC RADIO & ELECTRONICS



Build as you learn with the exciting new **TECHNATRON** Outfit! No mathematics. No soldering—you learn the *practical* way.

Learn basic Radio and Electronics at home—the fast, modern way. Give yourself essential technical “know-how”—like reading circuits, assembling standard components, experimenting, building—quickly and without effort, and enjoy every moment. B.I.E.T.’s simplified study method and the remarkable **TECHNATRON** Self-Build Outfit take the mystery out of the subject, making learning easy and interesting.

Even if you don't know the first thing about Radio now, you'll build your own Radio set within a month or so!

... and what's more, you will understand exactly what you are doing. The **TECHNATRON** Outfit contains everything you need, from tools to transistors—even a versatile Multimeter which we teach you to use. All you need give is a little of your spare time and the surprisingly low fee, payable monthly if you wish. And the equipment remains yours, so you can use it again and again.

You **LEARN**—but it's as fascinating as a hobby.

Among many other interesting experiments, the Radio set you build—and it's a good one—is really a bonus. This is first and last a teaching course, but the training is as fascinating as any hobby and it could be the springboard for a career in Radio and Electronics.

A 14-year-old could understand and benefit from this course—but it teaches the real thing. The easy to understand, practical projects—from a burglar-alarm to a sophisticated Radio set—help you master basic Radio and Electronics—even if you are a “non-technical” type. And, if you want to make it a career, B.I.E.T. has a fine range of courses up to City and Guilds standards.

Specialist Booklet

If you wish to make a career in Electronics, send for your **FREE** copy of “**NEW OPPORTUNITIES**”. This brand new booklet—just out—tells you all about **TECHNATRON** and B.I.E.T.’s full range of courses.



FREE

BRITISH INSTITUTE OF ENGINEERING TECHNOLOGY

Dept. BPE2, ALDERMASTON COURT, READING RG7 4PF

Member of A.B.C.C.

Accredited by C.A.C.C.

POST THIS COUPON FOR FREE BOOK

CL

BPE2.

NAME (BLOCK CAPITALS)

AGE

ADDRESS

SUBJECT OF INTEREST

SPARKRITE Mk II ELECTRONIC IGNITION KIT



COMPRISES Everything Ready Drilled Case and Metalwork, Cables, Coil Connectors, Silicon Grease, Printed Circuit Board, 5-year guaranteed components and a full 8-page instruction leaflet.

WHEN COMPLETE THE UNIT CAN BE FITTED TO YOUR CAR IN ONLY 15 MINUTES USING THE STANDARD COIL AND CONTACT BREAKER POINTS. TO GIVE YOU Instant all weather starting Up to 20% fuel saving Longer battery life Higher top speed Faster acceleration Spark plugs last about five times longer Misfire due to contact breaker bounce electronically eliminated Purer exhaust emission resulting in less air pollution Contact breaker burn *eliminated*. Suitable for all petrol engines up to 8 cylinders.

PRICE ONLY £12.65

Ready Built Unit £14.85. Single Coil/C.B. Motor Cycle Unit £17.60. Twin Coil/C.B. Motor Cycle Unit £23.24. Triple Coil/C.B. Motor Cycle Unit £27.50.

WHEN ORDERING Please state negative or positive earth and 6V or 12V.

SEND FOR YOUR UNIT OR FULL BROCHURE NOW

From

ICE ELECTRONIC SYSTEMS, Dept. PE
114 PARK FARM ROAD, BIRMINGHAM B43 7QH

TRAMPUS

MONEY BACK IF NOT SATISFIED

all brand new, full spec. Top grade.

Free fabulous NEW catalogue. Send SAE.

red+ data source **LEO's 17p!** **Til209** & clip 22p
BIG 1/4 panel clip & RED LED 28p, GREEN & clip 59p
INFRA RED LED £1. IC photo amp 44p. & amp/switch 85p

Digital Display **LEO** 3 0-9DP.DIL. £1-69

Minitron type 0-9dpDIL. £1-19. SOCKETS 13p.

IC DIGITAL CLOCK CHIPS.

Texas etc with 4 displays £12. 6 displays & chip £14. pcb £1-49

Mostek date & alarm chips with 6 displays £19. pcb £1-49

hit! All parts & case. National chip. 4 digit £20. 6x £23.

with data **integrated circuits**

741: 8pin 29p, to99 & 14pin 27p 748 33p 709 21p

710 35p 723 59p. 555 timer 79p ZN414 rx. £1-10

703 rf if 28p mc1310 & led £2-76 mc1339 £1-20 TAD100 & if £2

1AMP+ REGULATOR 7805, 5(& 7-20)V. also 12 & 15V £1-49

AUDIO AMPS: mfc400 o 50p; l & 2W £1-19; 3W £1-29; 6W...

gates 7400 etc 16P 7413 32p 7447 £1-25

7470/72 32p 7474/76 39p 7490 63p

7492 69p 74121 49p & all others in cat. **low prices.**

NEW 16pin counter/driver 90/47 £2-25 DALO pcb. PEN 69p.

DIL SOCKETS: Professional / gold P.Pins hi or lo Prof file 8,14,16 Pin 13p

2N3055 33p. four £1. BC107, BC108, BC109 all 7p ea

IN914 3p ZENERS BZ188 8p. 1A RECTS 50v 3 1/2 400v 5p. BRIDGE 20p

FETS: 2N3819 19p 2N3823E 20p 4416E 25p BC182/3/4 10p

BC212/3/4 11p BCY70 13p BD131/2 35p ea. BFY5VZ3 15p T1S43 25p

2N2926 0y 7p 2N3053 15p 2N3702/3/4/5/6/7/8/9/10/11 all 9p ea

2N3904/6 14p HEATSINKS 5F/T05 18F/T018 5p. T03: 4YL 29p TV3 14p

CAPACITORS 25V10, 50V, 100uF 5p. DISCS 4p. PRESETS 5p. CARBON-

POTS 11P. Switch 11P. Dual 5 SP. ULTRASONIC TRANSDUCERS £2 ea

FLUORESCENT LIGHTS, 8W, 13 1/2VOLT £2-59

Trampus ADD 10% VAT TO PRICES. P&P 10P CWO.

electronics P.O. BOX 29, BRACKNELL, BERKS.

BI-PRE-PAK

SUPPLIERS OF SEMI-CONDUCTORS TO THE WORLD



Telephone Corner

COMPLETE TELEPHONES
NORMAL HOUSEHOLD
TYPE

EX G.P.O. Only **£1-05p** P. & P. 45p each

TELEPHONE DIALS

Standard Post Office type. Guaranteed in working order.

Only **27 1/2p** POST & PACKING 16p

Tested and Guaranteed Paks



- B79 4 IN4007 Sil. Rec. diodes. 1,000 PIV 1 amp. plastic 55p
- B81 10 Reed Switches, 1" long 1/2" dia. Highspeed P.O. type 55p
- B99 200 Mixed Capacitors. Approx. quantity, counted by weight Post & packing 15p. 55p
- H4 250 Mixed Resistors. Approx. quantity counted by weight Post & packing 15p. 55p
- H35 100 Mixed Diodes, Germ. Gold bonded, etc. Marked and Unmarked 55p
- H38 30 Short lead Transistors, NPN Silicon Planar types 55p
- H39 6 Integrated circuits 4 gates BMC 962, 2 flip flops BMC 945 55p
- H41 2 BD131/BD132 Complementary Plastic Transistors 55p



Unmarked Untested Paks

- B1 50 Germanium Transistors PNP, AF and RF 55p
- B66 150 Germanium Diodes Min. glass type 55p
- B84 100 Silicon Diodes DO-7 glass equiv. to OA200, OA202 55p
- B86 100 Sil. Diodes sub. min. IN914 and IN916 types 55p
- H16 15 Experimenters' Pak of Integrated Circuits. Data supplied 55p
- H20 20 BY126/7 Type Silicon Rectifiers 1 amp. plastic. Mixed volts 55p
- H34 15 Power Transistors, PNP, Germ. NPN Silicon TO-3 Can 55p

Make a rev counter for your car

The "TACHO BLOCK". This encapsulated block will turn any 0-1mA meter into a linear and accurate rev. counter for any car with normal coil ignition system.

£1-10p each

Ex GPO Push Button Intercom Telephones

Exactly as internal telephone systems still in everyday use where automatic internal exchanges have not yet taken over. Available in 5, 10 or 15 ways. Complete with circuits and instructions. Necessary 24 pair cable 22p per yard. Price of each instrument is independent of the number of ways.

£2.75 p.p. 38 1/2p

Cable can be sent by Parcel Post. Post and Packing per 50 yds.: 73p; Extension Telephones 71p each, p.p. 27p; £1-37 1/2 for 2, p.p. 55p. These phones are extensions and do not contain bells.

A Cross Hatch Generator £3-85 post paid

A complete kit of parts including Printed Circuit Board. A four position switch gives X-hatch, Dots, Vertical or Horizontal lines. Integrated Circuit design for easy construction and reliability. A project in the Sep. '72 edition of Television. Subject to availability.

New Paks

Tested & Guaranteed

- H63 4 2N3055 Type NPN Sil. power transistors. Below spec. devices 55p
- H65 4 40361 Type NPN Sil. 55p transistors TO-5 can comp. to H66
- H66 4 40362 Type PNP Sil. transistors TO-5 can comp. to H65
- Untested, Unmarked
- H67 10 3819N Channel FET's plastic 55p case type.

Over 1,000,000 Transistors in stock

We hold a very large range of fully marked, tested and guaranteed transistors, power transistors, diodes and rectifiers at very keen prices. Please send for free catalogue.

Our very popular 4p Transistors

TYPE "A" PNP Silicon Alloy, TO-5 can.
TYPE "B" PNP Silicon, plastic encapsulation.
TYPE "E" PNP Germanium AF or RF.
TYPE "F" NPN Silicon plastic encapsulation.
TYPE "G" NPN Silicon, similar ZTX300 range.
TYPE "H" PNP Silicon, similar ZTX500 range.

8 RELAYS FOR £1-10p PNP 271p.

High Speed Magnetic Counter

4 digit (non-reset)
24V or 48V (state which)
4x1x1 in. 33p, p.p. 5p.



Plastic Power Transistors NOW IN TWO RANGES



These are 40W and 90W Silicon Plastic Power Transistors of the very latest design, available in NPN or PNP at the most shatteringly low prices of all time. We have been selling these successfully in quantity to all parts of the world and we are proud to offer them under our Tested and Guaranteed terms.

| Range 1 | VCE Min. | 15 | HFE Min. | 15 |
|---------|----------|-------|----------|----|
| 40 watt | 1-12 | 13-25 | 26-50 | |
| 90 watt | 22p | 20p | 18p | |
| | 26jp | 24jp | 22p | |
| Range 2 | VCE Min. | 40 | HFE Min. | 40 |
| 40 watt | 1-12 | 13-25 | 26-50 | |
| 90 watt | 33p | 31p | 29p | |
| | 38jp | 36jp | 33p | |

Complementary pairs matched for gain at 3 amps. 11p extra per pair. Please state NPN or PNP on order.

LM380 AUDIO I.C. as featured in Practical Wireless December issue. Complete with application data, £1-10.

INTEGRATED CIRCUITS. We stock a large range of I.C.s at very competitive prices (from 11p each). These are all listed in our FREE Catalogue, see coupon below.

METRICATION CHARTS now available. This fantastically detailed conversion calculator carries thousands of classified references between metric and British (and U.S.A.) measurements of length, area, volume, liquid measure, weights, etc. Pocket Size, 15p, Wall Chart, 18p.

LOW COST DUAL IN LINE I.C. SOCKETS

14 pin type at 16p each } Now new low 16 pin type at 18p each } profile type.

BOOKS

We have a large selection of Reference and Technical Books in stock, details are in our latest catalogue, send for it TODAY using the coupon below.

N.B.—Books are void of V.A.T.

Our famous P1 Pak is still leading in value

Full of Short Lead Semiconductors and Electronic Components, approx. 170. We guarantee at least 30 really high quality factory marked Transistors PNP and NPN, and a host of Diodes and Rectifiers mounted on Printed Circuit Panels. Identification Chart supplied to give some information on the Transistors.

11p P. & P. on this Pak.

Please ask for Pak P.1. only **55p**

Please send me the FREE Bi-Pre-Pak Catalogue.

NAME.....
ADDRESS.....

ALL PRICES INCLUDE 10% V.A.T.
MINIMUM ORDER 55p. CASH WITH ORDER PLEASE. Add 11p post and packing per order. OVERSEAS ADD EXTRA FOR POSTAGE.

BUY THESE GOODS WITH ACCESS

BI-PRE-PAK LTD

Co. Reg. No B201919

Dept. A, 222-224 WEST ROAD, WESTCLIFF-ON-SEA, ESSEX.
TELEPHONE: SOUTHEND (0702) 46344.

At home soldering..?

You could be with the LITESOLD CONQUEROR. A superbly handling lightweight iron, fully insulated and earthed for complete safety — yours and your components. Interchangeable non-seize bits are available in five tip sizes $\frac{1}{8}$ ", $\frac{1}{4}$ ", ($\frac{1}{8}$ " standard fitting), $\frac{3}{8}$ " and $\frac{1}{2}$ " allowing this one iron to cover a range of work normally needing several different irons.

A special spring stand gives safe, easy location of the iron and spare bits. The heavy base of heat resistant Bakelite is complete with non-slip pads and bit wiping sponge.

Attachments are available to convert the iron into a suction de-soldering tool and also to remove D.I.L. ic's.

Send cheque/P.O. direct or ask for Leaflet 1016/1.



Litesold



Conqueror Iron £2.24
 Spring Stand £1.98
 Iron Stand and set of bits £5.63
 De-Soldering Attachment £3.32
 De-Soldering Head for D.I.L. ic's £2.72
 (Prices include 10% VAT and p & p)

LIGHT SOLDERING DEVELOPMENTS LTD

97-99 Gloucester Road, Croydon, Surrey

01-689 0574

FERRANTI

- ★ ALL DEVICES BRAND NEW, TOP GRADE AND TO FULL SPECIFICATION. We sell only best quality stamped devices from the maker's current production.
- ★ WE HAVE STOCKS OF ALL DEVICES FOR IMMEDIATE DELIVERY.
- ★ WE CAN SUPPLY ANY FERRANTI DEVICE TO ORDER. Send S.A.E. for quotation.
- ★ WE ARE SPECIALISTS IN FERRANTI SEMICONDUCTORS, WITH A STAFF OF EXPERIENCED ENGINEERS.

SCORPIO Mk. II Printed circuit 97p
 Siemens BStBO246 SCR £1.25

FULL KIT OF SEMICONDUCTORS £4.70 (State 6V or 12V)

| | | | | | | | |
|--------|-----|--------|-----|------------|-----|------------|-----|
| BFS59 | 15p | ZTX310 | 9p | ZTX504 | 43p | ZS170 | 10p |
| BFS60 | 20p | ZTX311 | 10p | ZTX510 | 17p | ZS171 | 13p |
| BFS61 | 20p | ZTX312 | 10p | ZTX530 | 21p | ZS172 | 16p |
| BFS96 | 15p | ZTX313 | 11p | ZTX531 | 22p | ZS174 | 17p |
| BFS97 | 23p | ZTX314 | 13p | ZTX550 | 17p | ZS176 | 23p |
| BFS98 | 20p | ZTX320 | 31p | ZTX551 | 17p | ZS178 | 38p |
| ZTX107 | 9p | ZTX330 | 15p | 2N3055 | 76p | ZS270 | 11p |
| ZTX108 | 8p | ZTX331 | 16p | | | ZS271 | 16p |
| ZTX109 | 11p | ZTX382 | 13p | * DIODES * | | ZS272 | 18p |
| ZTX212 | 14p | ZTX383 | 15p | ZS120 | 8p | ZS274 | 19p |
| ZTX213 | 14p | ZTX384 | 18p | ZS121 | 10p | ZS276 | 26p |
| ZTX214 | 15p | ZTX450 | 17p | ZS122 | 13p | ZS278 | 37p |
| ZTX300 | 12p | ZTX451 | 17p | ZS123 | 16p | | |
| ZTX301 | 19p | ZTX500 | 15p | ZS124 | 18p | * ZENERS * | |
| ZTX302 | 17p | ZTX501 | 13p | ZS140 | 25p | K5030A to | |
| ZTX303 | 14p | ZTX502 | 17p | ZS141 | 43p | K5180A | |
| ZTX304 | 21p | ZTX503 | 14p | ZS142 | 33p | all types | 19p |

MOTOROLA MJE2955 £1.30, MJE3055 75p each.
 RCA PRICES SLASHED! CA3090Q £3.25 each.
 PE TRIFRID ZT1711 24p, 2N1132 25p.

ZN414 £1.32 WITH CIRCUITS AND DATA

FREE! Our comprehensive catalogue giving data and connection diagrams for a wide range of Ferranti semiconductors. Just send an S.A.E. Copy sent with every order.

POSTAGE & PACKING 10p. FREE ON ORDERS OVER £2
 ALL OUR PRICES INCLUDE V.A.T.

DAVIAN ELECTRONICS
 P.O. BOX 38, OLDHAM, LANCS. OL2 6XJ

KEEP WARM AT A COOL PRICE.

Slash central heating costs with AMKIT.

If you can put in electric wiring, you can install Amkit. The unique nylon pipe hot water central heating system, that you install yourself in hours.

Look at these advantages:

- No soldering
- No 'T' junctions
- No special equipment
- No leaks, no lagging, no corrosion
- No structural upheaval

Just reliable, effective central heating (Guaranteed 25 years) at a saving of between £150 & £250. This famous system has been successfully marketed since 1968.

Clip the coupon, and we'll tell you more.

To Autocon Manufacturing Co.
 Spring House, 10, Spring Place, London, NW5, 3BH
 Please send your brochure telling me all about Amkit.

Name _____
 Address _____

PE 9 

or see for yourself at: THE AMKIT D.I.Y. CENTRE,
 15, Procter St., London, W.C.1. (opp Holborn Undgnd).
 Open Mon-Fri 9.30 am-5.30 pm. Sat 9 am-1 p.m.

VARIABLE VOLTAGE TRANSFORMERS

**INPUT 230/240V a.c. 50/60 OUTPUT
VARIABLE 0-260V**

All Types

SHROUDED TYPE

- 0.5 KVA (21 amp) (MAX) £10.00
- 1 KVA (5 amp) (MAX) £14.70
- 2 KVA (10 amp) (MAX) £28.10
- 3 KVA (15 amp) (MAX) £31.25
- 4 KVA (20 amp) (MAX) £72.50
- 37.5 amp (MAX) £122.50



CARRIAGE AND PACKING
EXTRA

L.T. TRANSFORMERS

| All primaries 220-240V | Type No. | Sec. Taps | Price | Post |
|------------------------|-----------------------|-----------|-------------|------|
| 1 | 30, 32, 34, 36V at 5A | | £6.90 + 45p | |
| 2 | 30, 40, 50V at 5A | | £8.85 + 60p | |
| 3 | 10, 17, 18V at 10A | | £6.25 + 50p | |
| 4 | 6, 12V at 20A | | £8.15 + 60p | |
| 5 | 17, 18, 20V at 20A | | £9.15 + 60p | |
| 6 | 6, 12, 20V at 20A | | £8.65 + 60p | |
| 7 | 12, 20, 24V at 10A | | £6.65 + 50p | |
| 8 | 4, 6, 24, 32V at 12A | | £9.00 + 60p | |
| 9 | 6 and 12V at 10A | | £4.75 + 40p | |

VOLTAGE CHANGING TRANSFORMER

Mfg. to highest W.D. spec. Auto wound, and tapped 0-130-160-200-250 at least 2kVA. Can also be used as 230-240V input, 115V out for U.S.A. equipment, or reverse to obtain 240V from 115V. The ideal transformer for making up solid state constant voltage unit, by use of taps the following voltages may be obtained 30-40-50-70-90V at 10 amps. Weight 40lb, length, 260mm, height 190mm, width 230mm. In original maker's wooden case. £8. Carr. £1.


PARVALUX TYPE SD19 230/250 VOLT A.C. REVERSIBLE GEARED MOTORS

30 r.p.m. 40 lb. ins. Position of drive spindle adjustable to 3 different angles. Ex-equipment. Tested and in first-class running order. A really powerful motor offered at a fraction of makers' price. £6-30. Post 60p.



A.C. MOTOR 'Mfg. by AEI'

Smooth running, powerful, continuously rated, reversible motor. 230/250V a.c., 50 cycle 1/50 H.P., RPM 900, 0.25A. £3.50 post 50p.



METERS NEW! 2 1/2 in. Flush

round. Available in D.C. Amps 1, 5, 10, 15, 20 or A.C. Amps 1, 5, 10, 15, 20, 30-types £2.00. Post 15p. Voltmeter 0-300V A.C. £2. Post 15p.



600 WATT DIMMER SWITCH

Easily fitted. Fully guaranteed by makers. Will control up to 600W of all lights except fluorescent at mains voltage. Complete with simple instructions. £2.75. Post 25p.



2000 WATT POWER CONTROL

For Power tools, Heating, Sewing Machines, Lighting, etc. £8.00. Post 27p.

VENNER TIME SWITCH TYPE MSQP

200/250 Volt 2-ON/2-OFF every 24 hours at any manually pre-set time. 20 amp contacts. Fitted diecast case. Tested and in perfect condition £4.75. Post 25p.




FOOT SWITCH

Suitable for Motors, Drills, etc., etc. 5 amp. 250 volt. Price 75p. Post 15p.



UNISELECTOR SWITCHES

NEW 4 Bank 25 Watt, 24V d.c. operation. £6.90. Post 30p. 6 Bank 25 Watt, 24V d.c. £7.90. Post 30p. 8 Bank 25 Watt, 24V d.c. operation. £9.50. Post 40p.



TRIACS

GENERAL ELECTRIC POWER-GLAS TRIACS 10 amp. Glass passivated plastic triac. Latest device from U.S.A. Long term reliability. Type SC146D 10 amp. 400 PIV. £1. Post 5p. Type SC146E 10 amp. 500 PIV. £1.30. Post 5p. (Inclusive of data and application sheet.) Suitable Diac 18p.

STROBE! STROBE! STROBE!

Build a Strobe Unit, using the latest type Xenon white light flash tube. Solid state timing and triggering circuit. 230/250V a.c. operation.

EXPERIMENTERS' ECONOMY KIT

Speed adjustable 1 to 30 flash per sec. All electronic components including Xenon Tube and instructions £6-30. Post 30p.

INDUSTRIAL KIT

Ideally suitable for schools, laboratories, etc. Speed adjustable 1-80 f.p.s. Approx. 1/2 output of Hy-Lyght. Price £12.00. Post 50p.

HY-LYGT STROBE MK III

For use in large rooms, halls and utilises a silica tube, printed circuit. Speed adjustable 0-20 f.p.s. Light output greater than many (so called 4 Joule) strobes. £12. Post 50p.

THE 'SUPER' HY-LYGT KIT

Approx. four times the light output of our well proven Hy-Lyght strobe.

- Variable speed from 1-13 flash per sec.
- Reactor control circuit producing an intense white light. ONLY £20. Post 75p.

ROBUST, FULLY VENTILATED METAL CASE. For Hy-Lyght Kit including reflector £5-75. Post 25p.

Super Hy-Lyght case including reflector £8. Post 60p.

7-inch POLISHED REFLECTOR

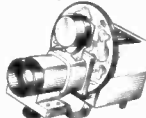
Ideally suited for above Strobe kits. Price 55p. Post 15p.

RAINBOW STROBE FOUR LIGHT CONTROL MODULE

Will operate four of our Hy-Lyght or Super Hy-Lyght Strobe in either 1, 2, 3, 4 sequence; 2 + 2, or all together. Thoroughly tested and reliable. Complete with full connection instructions. Price: £18. Post 50p. Send S.A.E. for details.

COLOUR WHEEL PROJECTOR

Complete with oil-filled colour wheel. 100 watt lamp. 200/240V A.C. Features extremely efficient optical system. £18.50. Post 50p.



6 INCH COLOUR WHEEL

As used for Disco lighting effects, etc. Price £4.50. Post 30p.

BIG BLACK LIGHT

400Watt. Mercury vapour ultra violet lamp. Powerful source of u.v. Innumerable industrial applications also ideal for stage, display, discos, etc. P.F. ballast is essential with these bulbs. Price of matched ballast and bulb £16. Post £1. Spare bulb £7. Post 40p.



BLACK LIGHT FLUORESCENT U.V. TUBES

4ft 40 watt. Price £5.50. Post 30p. 2ft 20 watt. £4.25. Post 25p. (For use in standard bi-pin fittings.)

MINI. 12in 8 watt, £1.60. Post 15p. 9in 6 watt, £1.30. Post 15p. Complete ballast unit and holders for 9in and 12in tube. £1.70. Post 25p. (9in and 12in measures approx.)

AUTO FADE COLOUR BLEND MODULE

Will control up to 750W of lighting. Automatic fade-up, fade-down at a manually pre-selected timing, which may be varied between 1 second to 1 minute. Based on 10 amp triac for maximum reliability. Ready built with switch and Time Control, on 4 1/2" x 5 1/2" glass P.C. board. Three modules or more can be sequenced to obtain fantastic colour blending effects. Price £12.50. Post 30p per module.

PROGRAMME TIMERS

230/240V a.c. 15 r.p.m. Motors. Each can operate a c/o micro switch. Ideal for lighting effects, animated displays, etc. Ex equipment tested.

- 4 cam model. £2.50 post 30p.
- 6 cam model. £3.25 post 30p.
- 12 cam model. £4.00 post 35p.



All prices are subject to

10% VAT. (10p in the £)

To all orders add 10% VAT to total value of goods including carriage/packaging.

Superior Quality Precision Made NEW POWER RHEOSTATS



New ceramic construction, vitreous enamel embedded winding, heavy duty brush assembly, continuously rated.

- 25 WATT 10/25/50/100/250/300/500/1k/ohm £1.15, Post 10p.
- 50 WATT 1/5/10/25/50/100/250/500/1k/1.5k/ohm £1.60, Post 10p.
- 100 WATT 1/5/10/25/50/100/250/500/1k/1.5k/2.5k/3.5k/5k ohm £2.35. Post 15p.
- Black Silver, 5skirted knob calibrated in Nos. 1-9, 1 1/4 in. dia. brass bush. Ideal for above Rheostats, 22p each.

RELAYS SIEMENS, PLESSEY, Etc. MINIATURE RELAYS

| Col.(1) | 1 | 2 | 3 | 4 |
|---------------|-------|--------|----------|------|
| Coil ohms | | | | |
| Col. (2) | 52 | 4-6 | 6M | 60p* |
| Working | 58 | 5-9 | 6 c/o | 80p |
| d.c. volts | 150 | 4-9 | 2 c/o | 70p* |
| Col. 3 | 185 | 8-12 | 6M | 60p* |
| Contracts | 308 | 9-14 | 4 c/o | 75p* |
| Col. (4) | 410 | 10-18 | 4 c/o | 70p* |
| Working | 700 | 16-24 | 4M 2B | 60p* |
| d.c. volts | 700 | 16-24 | 4 c/o | 80p* |
| HD= | 700 | 6-12 | 1 c/o HD | 70p* |
| Heavy duty | 700 | 20-30 | 6 c/o | 80p* |
| | 2,500 | 36-45 | 6M | 60p* |
| *Incl. Base | 2,400 | 30-48 | 4 c/o | 60p |
| All prices | 5,800 | 24-26 | 2 c/o | 60p* |
| incl. P. & P. | 9,000 | 40-70 | 2 c/o | 60p* |
| | 15k | 85-110 | 6M | 60p* |

6 VOLT D.C. 1 make contacts 35p. Post 5p.

6 VOLT D.C. 2 make contacts 75p. Post 5p.

9 VOLT D.C. RELAY 3 c/o 5 amp contacts. 70 ohm coil. 75p. Post 5p.

12 VOLT D.C. RELAY 3 c/o 5 amp contacts. 75p. Post 5p.

24 VOLT D.C. 3 c/o 75p. Post 5p.

CLARE-ELLIOTT TYPE RP7641 G8

Miniature relay. 675 ohm coil. 24 Volt D.C. 2 c/o. 70p post paid.

100 VOLT A.C.

2 c/o sealed type, octal base £1. Post 10p.

24 VOLT A.C. Mfg. by ITT.2 h.d. c/o contacts. 55p. Post 5p.

240 VOLT A.C. RELAY. Mfg. by ITT. 240V A.C. 10 amp h.d. c/o contacts. Octal plug in base. (Similar to illustration below). Price 75p. Post 5p.

HEAVY DUTY A.C. SEALED RELAYS

230/240 V. 2 c/o. 20 amp contacts. 110 Volt. 2 c/o 20 amp contacts. Either type £1.25. Post 10p.



DRY REED RELAYS

Mfg. by ERG. 12 volt d.c. encapsulated. Single c/o 65p, post paid. Two c/o 85p, post paid. STC 280 ohm coil/6/12V d.c. 3 make metal shrouded. 60p post paid.

Other types available, state your requirement.

'HONEYWELL' PUSH BUTTON, PANEL MOUNTING MICRO SWITCH ASSEMBLY

Each bank comprises a c/o rated at 10 amps 240V. A.C. Black knob 1 in. Fixing hole 1/2 in. ONE bank 30p; TWO bank 40p; THREE bank 50p. Quote for quantity.



HIGH VISIBILITY PANEL MOUNTING LED'S.

0.25 inch mounting, 0.16 inch lens. Typical parameters 2V, 20mA amps all type. Supplied complete with snap in mountings and data. Red 4 for £1. Green 3 for £1, Yellow 3 for £1. Post 5p. (in order) (£1).

'HONEYWELL' LEVER OPERATED MICROSWITCH

10 amps 250 volt A.C. c/contacts. In maker's carton. PRICE: 10 for £1.90. Post 15p.



INSULATION TESTERS NEW!

Test to I.E.E. Spec. Rugged metal construction, suitable for bench or field work, constant speed clutch. Size L.8in. W.4in. H.6in, weight 6lb. 1,000V, 1,000 megohms, £34. Post 60p. 500V, 500 megohms, £28. Post 60p.



24 VOLT DC SOLENOIDS

Unit containing 1 heavy duty solenoid approx. 25lb pull 1 inch travel. Two x approx. 1lb pull 1/2 inch travel. 6 = approx. 4oz. pull 1/2 inch travel. One 24 volt d.c. 1 heavy duty single make relay. Price £2.50 P + p 60p. ABSOLUTE BARGAIN.

Personal callers only. Open Sat.
9 LITTLE NEWPORT STREET
LONDON WC2H 7JJ
Phone 01-437 0576

All Mail Orders—Callers—Ample Parking
Dept. PE5, 57 BRIDGMAN ROAD
CHISWICK, LONDON W4 5BB
Phone 01-995 1560
Showroom open Mon-Fri.


SERVICE TRADING CO

PROJECT CASES

BUILD IT IN A PROJECT CASE

ALL ALUMINIUM — EASIER TO CUT AND DRILL FEET AND FOUR VERO P.C.B. MOUNTING POSTS WITH EACH CASE. FACIA: BRUSHED, MATT BLACK OR SILVER. TOP SIDES: RICH BLUE HAMMER FINISH

| Type | Height | Width | Depth | |
|------|--------|-------|-------|-------|
| SA1 | 2" | 8" | 4" | £1-20 |
| SA2 | 2" | 10" | 6" | £1-50 |
| SA3 | 3" | 10" | 6" | £1-75 |
| SA4 | 4" | 10" | 6" | £2-00 |



Including VAT and P. & P. Cash with order

Special Sizes? Send S.A.E. for quotation by return

SOUND SYSTEMS, 30 FOXHOLES ROAD, BOURNEMOUTH BH6 3AT

CARBON SLIDE POTENTIOMETERS

60 mm Twin Track, including black knob 60p (inc. V.A.T.)
 60 mm Single Track, including black knob 50p (inc. V.A.T.)
 1K, 10K, 22K, 47K, 100K, 500K Ohms Log, Lin, Antilog.
 Metal Case
 3.2 dB matched track
 15 mV nominal noise (BS2122)
 Life exceeds 20,000 cycles
 Fixing holes 2 x M3 on 80 mm centres


Designed, Manufactured and Supplied by:

RIVLIN INSTRUMENTS LTD.

DOMAN ROAD

CAMBERLEY, SURREY GU15 3DJ

Send cash with order to above address. Postage and packing 15p per order. Trade enquiries invited.



AURORA

Multichannel Sound Controlled Light (PE Apr./Aug. 71). S/c's (excl. SCR's). Rs. Cs. Pots, Cores—8 ch. £19-32; 4 ch. £10-97. Reg. PSU, £3-95. PCB—4 ch. control (4 1/2in x 10 1/2in) Mk. 2—also holds rotary or slider pots, £2-50. PCB (4 1/2in x 5in) Mk. 2—for PSU, Sync Gen. 8 cores, 8 SCR's, £1-30. SCR's—1A, 75p.

BIOLOGICAL AMPLIFIER
 (PE Jan./Feb. 73). P/A Set—S/c's, i.c.'s, Rs, Cs, Pots, PCB (1 1/2in x 3 1/2in), £3-46. Output Stages—S/c's, Rs, Cs. Pots and Rotary Sw's for Alphaphone, Cardio, Freq. Meter, Vis-Feed, £3-76. Set of PCB's for above O/P Stages £1-20. Audio Amps: PC7 £3-20; EA1000 £3-30.

ENLARGER EXPOSURE METER AND THERMOMETER
 (PE Sept. 73). S/c's, Thermistor, LDR, Rs, Pots, PCB (2in x 2 1/2in), £3-90.

ELECTRONIC PIANO
 (PE Sept. 72/Jan. 73). Details in lists.

GEMINI STEREO AMPLIFIER
 (PE Nov. 70/Mar. 71). Stereo sets and PCB's. Pre-amp—Rs, Cs, Pots, Sw's—with 1/2W MO Rs. £12-65—with 1/2W or 1/4W CF Rs £10-40. PCB (4 1/2in x 10 1/2in) £2-20. Main Amp—Rs, Cs, Pots, £5-88. PCB (3 1/2in x 5in), £1-28. PSU—Rs, Cs, Pot, £4-56. PCB (2in x 4in), 65p.

GEMINI STEREO TUNER
 (PE Apr./Jun. 72). PCB as publ., £1-50.

MICROPHONE MIXER
 (PE Apr. 69). S/c's, Rs, Cs, Pots, PCB (3 1/2in x 4 1/2in) also holds 6 rotary or 4 slider pots, £4-12.

LOUDHAULER AND SIREN
 (Pre-amp and Siren Generator)
 (PW Dec. 72). S/c's, Rs, Cs, Pot, PCB (2 1/2in x 2 1/2in), £2-20. (While stocks last.) Main Amp Module PC5+ obtainable to special order, £6-25.

REVERBERATION UNIT
 (PW Nov./Dec. 72). S/c's, Rs, Cs, Slider Pots, T/fmr, £7-28. PCB (2in x 1 1/2in), also holds sliders, £1-20. 9in Spring Unit, £4-95.

| P. & P. 15p | VAT ADD 10% to total (incl. P. & P.) | S.A.E. for Free list | EXPORT See Below |
|----------------|--------------------------------------------|----------------------------|------------------------|
|----------------|--------------------------------------------|----------------------------|------------------------|

SEMICONDUCTORS

| | | | |
|---------|------|----------------|------|
| AC128 | 20p | 2N3702 | 12p |
| AC176 | 20p | 2N3703 | 12p |
| AD161 | 40p | 2N3704 | 12p |
| BC107 | 15p | 2N3819 | 35p |
| BC108 | 13p | 2N3832E | 35p |
| BC109 | 13p | 2N4871 | 35p |
| BC147 | 15p | | |
| BC148 | 12p | | |
| BC149 | 12p | | |
| BC157 | 12p | | |
| BC158 | 12p | 1N914 | 4p |
| BC159 | 12p | 1N4001 | 7p |
| BC182L | 12p | 1N4002 | 7p |
| BC204 | 12p | 1N4004 | 4p |
| BC209c | 14p | 1N4005 | 4p |
| BC212L | 12p | BA145 | 23p |
| BCY71 | 15p | OA91 | 7p |
| BFV50 | 22p | CA306 | 8p |
| BFV52 | 22p | 1GP7 | 12p |
| BSV35A | 22p | 1SJ50 | 17p |
| MJE2955 | 110p | | |
| MJE3055 | 75p | | |
| NK70033 | 115p | 741C 8 pin Dtl | 40p |
| OC28 | 65p | 747 14 pin Dtl | 115p |
| OC71 | 14p | 748 TOS | 83p |
| OC94 | 22p | CA306 | 8p |
| OPR12 | 55p | SG3402N | 189p |
| TI343 | 30p | uA723 TOS | 85p |
| 2N108 | 12p | uA7815 TO220 | 220p |
| 2N194 | 22p | | |
| 2N1304 | 22p | | |
| 2N2219 | 27p | | |
| 2N2905 | 37p | | |
| 2N2907 | 22p | | |

ELECTROLYTIC (µF/V)

| | | | |
|---------|-----|----------|------|
| 0 47 63 | 8p | 220 10 | 8p |
| 0 10 63 | 8p | 220 16 | 8p |
| 2 2 63 | 10p | 220 25 | 10p |
| 4 7 35 | 10p | 220 40 | 14p |
| 4 7 63 | 10p | 220 63 | 21p |
| 6 8 40 | 10p | 330 10 | 6p |
| 10 25 | 10p | 470 6 3 | 6p |
| 10 63 | 10p | 470 10 | 10p |
| 15 40 | 10p | 470 25 | 14p |
| 15 63 | 10p | 470 40 | 20p |
| 22 25 | 10p | 500 64 | 48p |
| 33 6 3 | 10p | 680 6 3 | 10p |
| 33 16 | 10p | 680 25 | 20p |
| 33 40 | 10p | 680 40 | 25p |
| 33 50 | 10p | 1000 10 | 14p |
| 33 63 | 10p | 1000 16 | 25p |
| 47 25 | 10p | 1000 25 | 25p |
| 47 40 | 10p | 1000 40 | 40p |
| 47 63 | 10p | 1000 63 | 45p |
| 50 6 4 | 10p | 2200 40 | 50p |
| 100 10 | 10p | 2200 40 | 50p |
| 100 25 | 10p | 2800 100 | 350p |
| 100 40 | 10p | 3300 63 | 133p |
| 100 63 | 10p | 3300 100 | 350p |
| 150 16 | 10p | 4700 16 | 80p |
| 150 63 | 10p | 4700 25 | 75p |
| | 10p | 4700 40 | 83p |

TANTALUM (µF/V)

| | | | |
|---------|-----|---------|-----|
| 0 1 35 | 12p | 0 01µF | 3p |
| 0 22 35 | 14p | 0 015µF | 3p |
| 0 47 35 | 21p | 0 022µF | 3p |
| 1 0 35 | 6p | 0 033µF | 3p |
| 1 5 35 | 6p | 0 047µF | 3p |
| 2 2 35 | 10p | 0 068µF | 3p |
| 4 7 35 | 10p | 0 1µF | 4p |
| 10 16 | 12p | 0 15µF | 4p |
| 15 16 | 16p | 0 22µF | 5p |
| 15 6 3 | 16p | 0 33µF | 7p |
| 22 16 | 16p | 0 47µF | 8p |
| 47 6 3 | 16p | 0 68µF | 11p |
| 100 3 | 16p | 1 0µF | 14p |

POLYESTER 250V

| | |
|----------------|----|
| 100F to 680F | 3p |
| 1000F to 2200F | 4p |
| 3300F to 8200F | 4p |

POLYSTYRENE 5%

| | |
|------------------|----|
| 10pF to 680pF | 3p |
| 1000pF to 2200pF | 4p |
| 3300pF to 8200pF | 4p |

RESISTORS (E24 series)

| | | |
|---------------------------|---------------------------|-----------------------|
| 1/2W 5% C.F. 4.7Ω-1M5 1p. | 1/2W 5% C.F. 5.6Ω-3M3 1p. | 1/2W 2% MO 10Ω-1M 3p. |
|---------------------------|---------------------------|-----------------------|

SWITCHES

Maka-switch: Shaft assembly, 63p; Wafers, 39p; Screens (per pk. of 5), 12p; Spacers (per pack of 10), 12p; DP mains sw. for shaft assy, 36p; Rotary: 3P4W, 2P6W, 30p each. Multipole Lever: 4CL/4CL, 4CN/4CL, £1-30. Toggle (Std.): SPST, DPDT, 28p.


OVERSEAS COSTS

LIST: Europe 10p; Other Countries 20p. POST AND PACKING on goods will be charged at cost—please state whether surface or air mail required (kit weights are shown in list). VAT does not apply to export orders.

GENERAL

All PCB's fibreglass. Drilled, Roller-Tinned. Layout and circuit diagram free with PCB. Unless stated "as published" PCB's are designed by Phonosonics. Pots are rotary unless stated as slider. Prices and deliveries subject to stock availability.

PHONOSONICS PCB'S AND KITS



HI-FI TAPE LINK

(PE Mar./Apr. 73). S/c's, i.c.'s, Rs, Cs, Relay and pc-base, Sw. Pots, Panel Lamp—Mono, £12-78; Stereo, £20-41. PSU, £3-58. Main Circuit PCB (3 1/2in x 9in) Stereo (also holds relay and cores), £2-10. Sub-assembly PCB Mk. 2 (2 1/2in x 6 1/2in), 80p.

PHASING UNIT
 (PE Sept. 73). S/c's, Rs, Cs, Pots, PCB (1 1/2in x 2 1/2in), £2-20.

PHOTOPRINT PROCESS CONTROL
 (PE Jan./Feb. 72). For Colour and B & W—finds exposure, controls timing, stabilises mains voltage. S/c's, SCR, LDR, Rs, Cs, Pots, Relay, Key-switch, T/fmr, £7-98. PCB (3 1/2in x 5 1/2in) also holds pots, Sw, relay, £1-60.

SEMICONDUCTOR TESTER
 (PE Oct. 73). S/c's, Rs, Cs, Pots, Maka-switches, Sub-assembly PCB, £3-30.

ULTRASONIC TRANSMITTER-RECEIVER
 (PE May 72). S/c's, Rs, Cs, Pot, Relay, Dual PCB (2in x 5 1/2in), £4-40. Transducers excluded.

VIBRASONIC GUITAR PRE-AMP
 (PW Sept. 70). Incl. Mic P/A, 2-Guitar P/A, Trem and Tone Controls, Master Volume. S/c's, Rs, Cs, LDR, Rotary Pots, Lamps, Coupling T/fmr, £7-64. PCB (3 1/2in x 10 1/2in) Mk. 2, also holds 7 rotary or slider pots, £1-92. PSU £3-90.

PROJECT G4
 (PW Oct. 73/Jan. 74). Multisystem Quadraphonic Decoder. S/c's, i.c.'s, Rs, Cs, Pots, Maka-switches, £9-99. PSU, £2-92. Set of 5 PCB's, £2-60.

RONDO
 (PE series commencing Sept. 73). Details in lists.

SOUND SYNTHESISER
 (PE Feb. 73/Feb. 74). Details in lists.

TAPE NOISE LIMITER
 (PE Feb. 72). S/c's, Rs, Cs, Pot, Sw, PCB (1 1/2in x 3in), £2-30. Reg. PSU and PCB (1 1/2in x 2 1/2in), £3-40.

VERSATILE LIGHT EFFECTS UNIT
 Single Channel Sound Controlled Light with built-in variable strobe. (PE Jun. 72). S/c's, Rs, Cs, Pots, T/fmrs, Keyswitch, £11-38. PCB Mk. 2 (3 1/2in x 7 1/2in) also holds pots, Sw, coupling t/fmr, £1-70. SCR—1A, 75p.

WIND AND RAIN EFFECTS
 (PE Oct. 73). i.c., Rs, Cs, Pots, Special Noise Diode incl., £1-95.

MISCELLANEOUS PCB'S

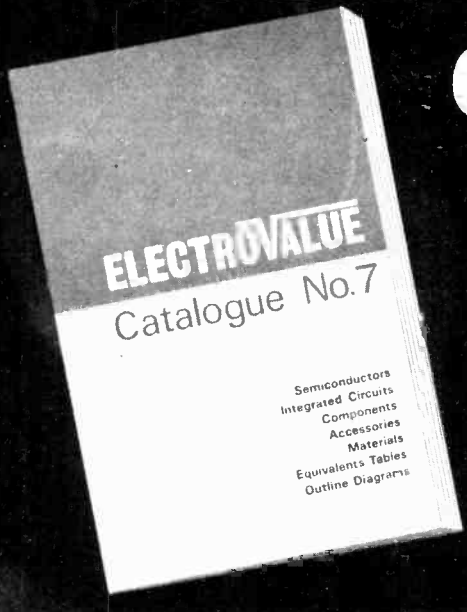
LOGICAL RADIO CONTROL (PE Dec. 71/Jan. 72) PCB's "2A", "2B", Decoder, 50p ea. MODEL SERVO CONTROL (PE Feb./Mar. 72) PCB's "B", Fail-safe, 33p ea. DIGITAL PSU PCB (PE Aug. 72), 50p. OSCILLOSCOPE P/A (PE Aug. 72), 33p. TRIFID PCB (PE Feb. 73), 60p. (Above PCB's as published)
 DIGITRONIC (PW Mar. 73) Read-out PCB (1 1/2in x 3 1/2in), 50p.

PHONOSONICS, DEPT. PE25, 25 KENTISH ROAD, BELVEDERE, KENT DA17 5BW

MAIL ORDER ONLY

ELECTROVALUE

CATALOGUE 7



An **A** to **Z** guide to component buying

On the index page of Catalogue 7, between "Aluminium Boxes" and "Zener Diodes" are over 200 references to contents amounting in all to thousands of items, classified, described, often illustrated, and priced. There is a wealth of technical diagrams and data. At 25p, Catalogue 7 is excellent value by any standard. With the 25p Refund Voucher it costs you virtually nothing when you order £5-worth or more.

25p INCLUDING 25p REFUND VOUCHER AVAILABLE ON ORDERS £5 OR MORE LIST VALUE

★ A selection from EV Catalogue 7

TRANSISTORS
and semi-conductors of many types from simple diodes to ICs photo-sensitive devices, threshold switches, etc., etc.

MINITRON DIGITAL INDICATORS
30151F Seven segment filament, compatible with standard logic modules. 0-9 and decimal point; 9mm characters in 16 lead DIL, £1.20. Now available in 8mA or 15mA per segment rating. Suitable BCD decoder driver, £1.15.
3015G showing + or — and 1 and dec. pt, £1.20.

DALY ELECTROLYTIC CAPACITORS
in cons. plastic sleeved
1,000mF/25V, 28p; 5,000mF/25V, 62p; 1,000mF/50V, 41p; 2,000mF/50V, 57p; 5,000mF/50V, £1.18; 5,000mF/100V, £2.91.

POLYESTER CAPACITORS TYPE C280
Radial leads for P.C.B. mounting. Working voltage 250V d.c.
0-01, 0-015, 0-022, 0-033, 0-047, 3p each; 0-068, 0-1, 0-15, 4p each; 0-22, 5p; 0-33, 7p; 0-47, 8p; 0-68, 11p; 1-0, 14p; 1-5, 21p; 2-2, 24p.

SILVERED MICA CAPACITORS
Working voltage 500V d.c.
Values in pF—2-2 to 820 in 32 stages, 6p each; 1,000, 1,500, 7p each; 1,800, 8p; 2,200 10p; 2,700, 3,600, 12p each; 4,700, 5,000, 15p each; 6,800 20p; 8,200, 10,000 25p each.

POTENTIOMETERS
ROTARY, CARBON TRACK.
Double wipers for good contact and long working life.
P20 SINGLE linear 100 ohms to 4.7MΩ, 14p each.
P20 SINGLE log, 4.7kΩ to 2.2MΩ, 14p each.
JP20 DUAL GANG linear 4.7kΩ to 2.2MΩ 48p each.
JP20 DUAL GANG log, 4.7kΩ to 2.2MΩ 48p each.
JP20 DUAL GANG log/antilog 10L, 22K, 47K, 1MΩ only, 48p each.
JP20 DUAL GANG antilog 10k only 48p.
2A DP mains switch with any of above 14p extra.
Decades of 10, 22 and 47 only available in ranges above. SKELETON CARBON PRESETS 6p each.

SLIDER POTENTIOMETERS
Linear or log, 10kΩ to 1MΩ in all popular values, 30p each.
Escutcheon plates, black, white or light grey, 10p each.
Control knobs blk/wht/red/yell/grn/blue/dk. grey/lt grey, 7p each.

ELECTROLYTIC CAPACITORS

| Axial Lead | 3V | 6-3V | 10V | 16V | 25V | 40V | 63V | 100V |
|------------|-----|------|-----|-----|-----|-----|-----|------|
| 0-47 | — | — | — | — | — | — | 11p | 8p |
| 1-0 | — | — | — | — | — | — | 11p | 8p |
| 2-2 | — | — | — | — | — | — | — | 8p |
| 4-7 | — | — | — | — | — | — | — | 8p |
| 10 | — | — | — | — | — | — | — | 8p |
| 22 | — | — | — | — | — | — | — | 8p |
| 47 | 8p | — | 8p | 8p | 8p | 8p | 8p | 10p |
| 100 | 9p | 8p | 8p | 8p | 8p | 10p | 10p | 13p |
| 220 | 8p | 8p | 8p | 8p | 10p | 11p | 17p | 28p |
| 470 | 9p | 10p | 11p | 13p | 17p | 24p | — | 45p |
| 1,800 | 11p | 13p | 17p | 20p | 25p | 41p | — | — |
| 2,200 | 15p | 18p | 23p | 26p | 37p | 41p | — | — |
| 4,700 | 26p | 30p | 39p | 44p | 58p | — | — | — |
| 10,000 | 42p | 46p | — | — | — | — | — | — |

RESISTORS

| Code | Watts | ohms | 1-9 | 10-99 | 100 up |
|------|-------|----------|-----|------------------|-----------|
| C | 1/20 | 82-220K | 9 | (see note below) | 7.5 |
| C | 1 | 4.7-470K | 1-3 | 1-1 | 0.9 nett |
| C | 1 | 4.7-10M | 1-3 | 1-1 | 0.9 nett |
| C | 1 | 4.7-10M | 1-5 | 1-2 | 0.97 nett |
| C | 1 | 4.7-10M | 3-2 | 2-5 | 1.92 nett |
| MO | 1 | 10-1M | 4 | 3-3 | 2.3 nett |
| WW | 1 | 0.22-3.9 | 7 | 7 | 8 |
| WW | 3 | 1-10K | 7 | 7 | 8 |
| WW | 7 | 1-10K | 9 | 9 | 8 |

Codes: C—carbon film, high stability, low noise.
MO—metal oxide, Electrofil TR5, ultra low noise.
WW—wire wound, Plessey.

Values: All E12 except C₃W, C₂W and MO₃W at E12, 10, 12, 15, 18, 22, 27, 33, 39, 47, 56, 68, 82.
E24 as E12 plus 11, 13, 16, 20, 24, 30, 36, 43, 51, 62, 75, 91 and their decades.
Tolerances—All 5% except MO at 2% and WW1 at 10% ± 0.05Ω.

Prices are in pennies each for quantities of the same ohmic value and power rating. NOT mixed values. (Ignores fractions of one penny on total value of resistor order.) 100 rates apply to units of 100 only.

ZENER DIODES full range E24 values: 400mW: 2.7V to 36V, 14p each; 1W: 6.8V to 82V, 21p each; 1.5W: 4.7V to 75V, 48p each. Clip to increase 1.5W rating to 3 watts (type 266F) 5p.

VEROBORD
Copper clad 0.1 in. matrix—2.5 x 3.75 ins., 24p. 3.75 x 3.75 ins., 27p. 2.5 x 5 ins., 27p. 3.75 x 5 ins., 30p.
Copper clad 0.15 in. matrix—2.5 x 3.75 ins., 18p. 3.75 x 3.75 ins., 27p. 2.5 x 5 ins., 27p. 3.75 x 5 ins., 33p.
Vero spot face cutter (any matrix), 43p. 0.040 pins (for 0.1 matrix) per 100, 30p. 0.052 pins (for 0.15 matrix) per 100, 30p.

GIRO ACCOUNT No. 38/671/4002
All postal communications, mail orders, etc., to Head Office at Egham address, Dept. PES.

This is EV Service

DISCOUNTS
Available on all items except those shown with NETT PRICES. 10% on orders from £5 to £14.99. 15% on orders £15 and over.

PACKING & POSTAGE
FREE in U.K. For mail orders for £2 list value and under, there is an additional handling charge of 10p.

GUARANTEE OF QUALITY
All goods are sold on the understanding that they conform to manufacturers' specifications and satisfaction is guaranteed as such—no rejects, "seconds" or sub-standard merchandise is offered for sale.

Prices quoted do not include VAT, for which 10% must be added to total nett value of order. Prices subject to alteration without notice. S.A.E. with written enquiries please.


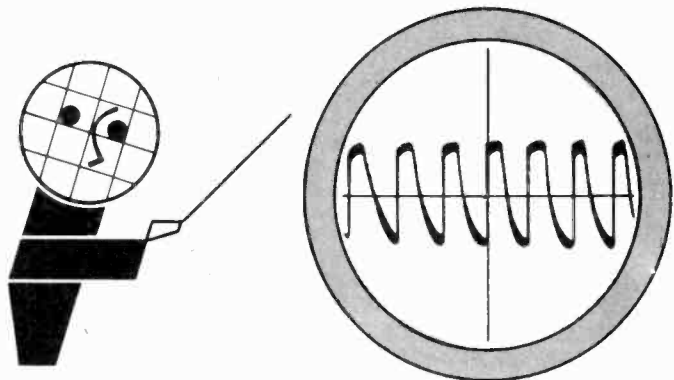
ELECTROVALUE LTD

28 ST. JUDES ROAD · ENGLEFIELD GREEN · EGHAM · SURREY TW20 0HB
Telephone: Egham 3603 Telex 264475
Shop hours—9-5.30 daily. Saturdays 9-1 p.m.
NORTHERN BRANCH: 680 BURNABE LANE · BURNABE · MANCHESTER M19 1NA
Telephone 061-432 4945
Shop hours—Daily 9-1 and 2-5.30 p.m. Saturdays 9-1 p.m.
U.S.A. CUSTOMERS are invited to contact ELECTROVALUE AMERICA, P.O. Box 27, Swarthmore PA 1908-

look! electronics really mastered

... practical
... visual
... exciting!

no previous knowledge
no unnecessary theory
no "maths"



RAPY

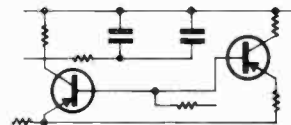
BUILD, SEE AND LEARN

step by step, we take you through all the fundamentals of electronics and show how easily the subject can be mastered. Write for the free brochure now which explains our system.

1/ BUILD AN OSCILLOSCOPE

You learn how to build an oscilloscope which remains your property. With it, you will become familiar with all the components used in electronics.

2/ READ, DRAW AND UNDERSTAND CIRCUIT DIAGRAMS



as used currently in the various fields of electronics.

3/ CARRY OUT OVER 40 EXPERIMENTS ON BASIC ELECTRONIC CIRCUITS & SEE HOW THEY WORK, including:

valve experiments, transistor experiments amplifiers, oscillators, signal tracer, photo electric circuit, computer circuit, basic radio receiver, electronic switch, simple transmitter, a.c. experiments, d.c. experiments, simple counter, time delay circuit, servicing procedures

This new style course will enable anyone to really understand electronics by a modern, practical and visual method—no maths, and a minimum of theory—no previous knowledge required. It will also enable anyone to understand how to test, service and maintain all types of electronic equipment, radio and TV receivers, etc

FREE POST NOW
for
BROCHURE

or write if you prefer not to cut page

To BRITISH NATIONAL RADIO & ELECTRONICS SCHOOL, P.O. BOX 156, JERSEY. Please send your free brochure, without obligation, to: we do not employ representatives

NAME

BLOCK CAPS

ADDRESS

PLEASE EL54

special free gift also to all our students

GROWTH RATE

WHILST economic growth may hold the key to the nation's problems, there is another area of growth which is more directly our concern and perhaps the cause of a little uneasiness among some constructors. We refer to the prevalent pattern of electronic design: a trend towards expansion in circuitry, though not necessarily increased complexity in strictly constructional terms since much of current circuitry is usually accounted for by i.c.'s.

We sympathise with those who view with some apprehension this continuing circuit growth rate. Yet it has to be said that designers must, within reason, be allowed their heads, and the truly exciting progress that has been made in new and ever widening fields during the last decade or so would not have been achieved without an uninhibited approach to devices and circuits.

It also has to be said that cost-effectiveness is a vital matter so far as the majority of constructors is concerned. So we try in our contents to achieve something like a fair balance between the big and the small in constructional projects. As an example, this can be demonstrated very effectively if we take a look into a field which has undergone intensive cultivation by musically orientated designers these last few years.

One of the original roots of the now strongly flourishing creative sound branch of electronics was the pop music world, for it has rapturously seized upon every novel distortion effect the electronic designers could devise, since the earliest solid state days. So we have experienced a rash of effects units some bearing such unashamedly honest descriptive titles as fuzz and wha wha, and others of a more conventional musical character such as tremolo and vibrato.

In the meanwhile, the whole impediment of the audio laboratory has been pressed into service for rather more serious musical purposes, and to the established form of signal generators have been added new breeds of circuits, some designed specifically for the creation of artistic sounds. The synthesiser is the ultimate result of the amalgamation of an assortment of signal generating and processing circuits. So from simple pop effects units to sophisticated synthesiser. A story of electronic expansion and growth that has its parallel in other fields, of course.

Yet entry into the field of creative sound does not depend upon the possession of an expensive and complex instrument, desirable though this might be. There are easier ways to make a start. For instance the *Sound Bender* featured on this month's free Design Chart provides an admirable opportunity for anyone to commence experimenting, at no great cost. Use of this uncomplicated unit in conjunction with other simple circuits and with standard items of audio equipment will "open another window" and encourage active exploration of the fascinating possibilities of sound creation and manipulation.

F.E.B.

Editor

F. E. BENNETT

Editorial

R. D. RAILTON *Assistant Editor*
D. BARRINGTON *Production Editor*
G. GODBOLD *Technical Editor*
S. R. LEWIS B.Sc.

Art Dept.

J. D. POUNTNEY *Art Editor*
J. A. HADLEY
R. J. GOODMAN
K. A. WOODRUFF

Advertisement Manager

D. W. B. TILLEARD
Phone: 01-634 4202

P. J. MEW
Phone: 01-634 4210

C. R. BROWN, *Classified*
Phone: 01-634 4301

Editorial & Advertising Offices:
Fleetway House, Farringdon St.,
London EC4A 4AD
Phone: *Editorial* 01-634 4452

Advertisements 01-634 4202



SOUND BENDER

Centred around a simply constructed audio modulator, SOUND BENDER is not just a single sound effects unit, but your key to a host of varied sounds

AMONG the many electronic effects featured with modern "sounds" are those obtained by modulation, such as a tremulous wavering, percussive shaping, certain rhythms, machine-like voices, and controlled fading. Modulation is the varying or shaping of one signal by another, as distinct from mixing which merely superimposes signals.

The intention with the Sound Bender described here is to offer a basic unit which can be adapted for use with electronic musical instruments and audio equipment to create a wide range of effects. The modulator will handle input signals in the range 20 to 500 millivolts r.m.s., is powered by a nine volt battery or mains unit, and has a $\pm 3\text{dB}$ frequency response of 30Hz to 20kHz.

MODULATOR ACTION

The basic unit is an audio modulator whose action is best understood by referring to the block diagram of Fig. 6. The modulator is shown as an envelope shaper, with a continuous sinewave tone on Input 1,

and a control pulse on Input 2. The control pulse defines the amplitude and duration of the tone output, and hence the envelope shape.


Depending on tone, frequency and waveform, and control pulse attack and decay rates, the resulting output signal can be made to sound like a guitar, double-bass, piano, tympani or bongo, to mention only a few.

With other input signal combinations, the characteristic sound output could be unique or imitative of other kinds of musical instrument.

It will be noticed in Fig. 6 that modulator output amplitude is zero when the voltage on Input 2 is zero. The audio modulator takes advantage of the principle that two signals of equal amplitude but opposite phase will cancel to give a null output when mixed.

PRINCIPLE OF OPERATION

A simplified circuit of the modulator is shown in Fig. 1. The signal to be modulated (Input 1) is fed



Photograph of the completed audio modulator

ALL DIAGRAMS APPEAR ON THE SPECIAL DESIGN CHART INCLUDED WITH THIS ISSUE

SOUND BENDER

By D. BOLLEN

to a phase splitter stage which gives a pair of output signals (A and B) of similar amplitude and opposite phase.

Signal A is passed straight to the mixer after undergoing a fixed attenuation by R_A , while signal B is given a similar attenuation by the potential divider formed by R_B and the source-drain resistance of a field effect transistor TRA. A voltage on the gate of TRA will vary the source-drain resistance and hence the degree of attenuation given to signal B.

If the A and B signals are of equal amplitude at the mixer input when TRA has a zero gate voltage, then any subsequent change of gate voltage, positive or negative, will give a proportional increase of output from the mixer. It is also possible to adjust the modulator for, say, half maximum output when the voltage on TRA gate is zero, then the output amplitude will be increased and decreased by positive and negative gate voltages respectively.

CIRCUIT DESCRIPTION

In the complete circuit of the modulator Fig. 2, transistors TR1 and TR2 function as a long-tailed pair phase splitter. An input signal applied to TR1 base via R1 and C1 will give rise to a pair of output signals of opposite phase at the collectors of TR1 and TR2. R7 then attenuates the signal from TR2 collector while R8 and TR3 give a variable attenuation to the signal from TR1. Both signals are mixed and amplified by TR4.

With no voltage or signal on Input 2, TR3 gate is held at earth potential by R9, and the source-drain resistance of TR3 is set by a positive bias of about 2 volts applied by way of R11 and VR1 to the source of TR3. This arrangement allows direct coupling to Input 2, and modulation by very slow waveforms, such as ramps and squarewaves of many seconds duration.

In the Fig. 2 circuit, C6 offers a low impedance path to a.c. signals across source resistor R12. Modulator input impedances are approximately 33 kilohms for Input 1 and 1 megohm for Input 2.

MODULATOR CONSTRUCTION AND TESTING

Modulator components may be assembled on a piece of 0.1in matrix Veroboard 36 holes long by 18 holes wide. Cut the Veroboard to size, break the copper strips with a spot face cutter at the locations shown in Fig. 3, and solder the six terminal pins in position.

When soldering components to the circuit board, use a small soldering iron and take care not to bridge adjacent copper strips with blobs of solder. A useful tip is to run a sharp knife along the gaps between strips to break any stray whisps of solder, and to remove surplus flux.

Check that electrolytic capacitor polarities are as shown in Fig. 3, and that transistor leads are correctly orientated.


The following checks can be carried out with a testmeter when the completed modulator is connected to a nine volt battery. Approximate voltages relative to battery negative: TR1 can 5V; TR3 source with VR1 slider set mid-way 1.5V; and TR4 can 5V. Current consumption should be in the region of 17mA.

If there is a serious discrepancy in any of the above test voltages, check for incorrect component location, short circuits, or dry joints.

SOUND BENDER
DESIGN CHART FEATURE

Now test the modulator with a music or tone signal of about 200mV r.m.s. applied to Input 1, and the modulator output connected to the tape or tuner input of an audio amplifier. The signal should be heard loud and clear with VR1 set to mid-track.

Rotate VR1 slider clockwise and trim carefully for a null in sound output. In practice, the modulator will not completely suppress the audio signal at null point and a faint sound will still be heard. Having obtained a null, it should now be possible to bring up the sound output to full strength by applying approximately +0.5V d.c. to Input 2; derived from a 1.5V battery with a 2.2 megohm resistor in series with the positive battery terminal.



TREMOLO UNIT

Tremolo is a smooth and regular variation of sound amplitude produced by a very low frequency modulation, often heard with individual musical instruments, but also capable of being applied overall to the total sound output of a group or orchestra. In addition, voices can be made to sound interestingly "nervous" by the judicious application of tremolo. The musical term "rate" is used to denote tremolo modulation frequency, and "depth" the level of modulation applied.

Block diagram Fig. 4 shows a typical tremolo set-up, where a signal is modulated by the output from a very low frequency sinewave oscillator, before being fed to a power amplifier and loudspeaker. The signal source in Fig. 4 could be a guitar pick-up, a microphone pre-amplifier, or a tape recorder.

The design of a variable rate low frequency tremolo oscillator is not as straightforward as it might seem. Conventional methods of controlling oscillator amplitude (i.e. thermistor or filament lamp) tend to cause serious amplitude "bounce" at low frequencies, and this can take several seconds to die down.

A bounce-free performance can be achieved, however, at the expense of some waveform distortion, by applying "soft" diode limiting to the oscillator. Fortunately, distortion is of secondary importance with tremolo modulation, and something approximating to a sinewave shape will suffice.

TREMOLO OSCILLATOR

A suggested circuit for a tremolo oscillator is shown in Fig. 5, which employs a Wein network (C1, C2, VR1, R1 and R2) with diode amplitude limiting introduced between C2 and VR1a.

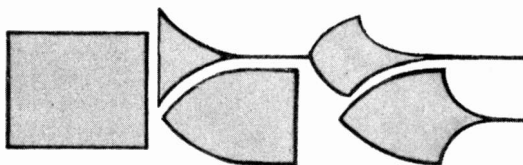
With the combined gain of TR1 and TR2 held down to about five by the ratio of R4 and R5 values, positive feedback is applied from the collector of TR2 to the gate of TR1 via one arm of the Wein network.

There is sufficient loop gain to ensure reliable oscillation over the full frequency range without excessive waveform distortion.

Ganged potentiometer VR1a and b in Fig. 5 gives an approximate frequency coverage of 1 to 20Hz, and maximum oscillator output is in the region of 400mV r.m.s. VR2 should be adjusted for six volts between the can of TR2 and the common rail. Capacitors C1 and C2 can be of moulded polyester type.

When setting up the tremolo oscillator and modulator, with a signal on modulator Input 1, VR1 in the modulator is first adjusted for an output null with oscillator depth control VR3 at minimum output, then modulator VR1 is rotated clockwise with VR3 at maximum for an undistorted signal with full depth tremolo.

Thereafter, no further adjustments to the modulator will be necessary. Various signals can now be applied to modulator Input 1 and the result of varying rate and depth controls noted.



ENVELOPE SHAPING

Envelope shaping is a very fruitful source of sound effects, and this has been touched upon briefly in connection with Fig. 6. A music or voice signal applied to modulator Input 1 can be chopped and shaped to create interesting percussive rhythms and notes which seem to be unrelated to the original sound. Alternatively, musical instruments can be imitated electronically with an envelope shaper by careful choice of control pulse shape and tone waveform.

Obviously, the need here is for a simple and flexible control pulse generator which can be coupled to the modulator to achieve a variety of envelope shaping requirements.

CONTROL PULSE GENERATOR


The suggested control pulse generator circuit of Fig. 7 will offer variable attack and decay of pulses of 20 milliseconds to one second duration at repetition rates of 1 to 25Hz.

With S2 in the REPEAT position, C2 charges through VR1 and R2, and discharges through VR2 and R3 when the unijunction TR1 conducts. The cycle then repeats. TR2 is switched off during capacitor discharge.

In the MANUAL mode, single-shot operation can be initiated by pressing the key switch (or one of several keyboard switches wired in parallel) and a tone on Input 1 of the modulator will then be sustained for as long as the key remains closed and will decay after the key is released.

If the pulse generator is to be used only for MANUAL operation, R1, TR1, and VR1 may be omitted from circuit, with R2 wired straight to the positive supply rail.

The basic envelope shapes given by the control pulse generator and modulator are listed A to E in Fig. 7. Other shapes can be generated by adjusting the modulator preset VR1.

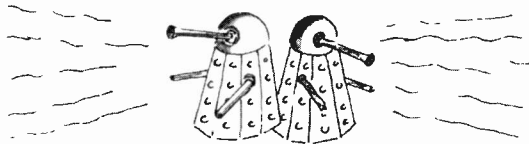


RHYTHM GENERATOR

A novel rhythm generator can be made by combining the tremolo and envelope shaper units as shown in Fig. 8. Unlike standard "dance" rhythm generators based on switching circuits, which provide pre-determined beat patterns, the principle here is to allow two independent modulating frequencies to interact and give a slowly changing relationship of amplitudes and intervals. The result can be "jungle drum" rhythms of great subtlety and variety.

Looking at Fig. 8, a steady tone input applied to the tremolo stage is modulated by the sinewave output from the tremolo oscillator; this yields a tone of varying amplitude which is then applied to the input of the shaper stage.

The control pulse generator "chops" the tone and imparts to it a percussive envelope shape (A in Fig. 7). Tone frequency and waveform will determine the pitch and character of the drum sound, while the relative frequencies of tremolo oscillator and pulse generator will establish the rhythm.



AUDIO RING MODULATOR

The audio modulator can be converted into a ring modulator quite simply by nulling a music or voice signal on Input 1, and applying a tone signal from an audio oscillator to Input 2, see Fig. 9. Depending on the frequency of the tone, voices are made to sound like "Daleks" or are unintelligibly scrambled, while music is invested with a bell like or warbling quality. For best results, the signals on both modulator inputs should be kept below 100mV.



FREQUENCY DOUBLER


Fig. 10 shows the audio modulator employed as a frequency doubler. The modulator is first adjusted for a null output, then Input 2 is connected to Input 1 in series with a 0.1μF capacitor.

Frequency doubling is of limited usefulness with complex audio signals because the ear interprets a strong second harmonic signal as severe distortion, but a small amount of frequency doubled signal could be mixed back in to achieve a deliberate discordancy.

SOUND BENDER

DESIGN CHART FEATURE

The case is somewhat different, however, with tone signals lacking in character. For example, if the doubler is added to a simple electronic organ, and adjusted for a partial null, the sound output could be made more interesting. Guitar notes might also benefit from the addition of some second harmonic content.



AUTOMATIC FADER

A smooth fade up or down, without clicks or scratching noises, gives a professional touch to amateur recordings and home disco sessions. With a few extra components, the audio modulator can be converted into a switch operated fader, with fade up times of 0 to 15 seconds, and fade down times of 0 to 30 seconds, see Fig. 11.

The modulator is adjusted for a null output with S1 held in the FADE DOWN position. When S1 is switched to FADE UP, C1 slowly charges to nine volts via VR1, and a proportion of the capacitor voltage, appearing at the junction of R1 and R2, is applied to Input 2 to increase the output level from the modulator.

FOR FADE DOWN, C1 slowly discharges through VR2 and returns the modulator output to its original null level.




VOICE OPERATED FADER

Voice operated faders are often used by radio disc jockeys to suppress the music signal while talking, this leaves the hands free for cueing discs, and allows bursts of music to punctuate the voice during awkward pauses.

In the circuit of the voice operated fader Fig. 12, the capacitor C2 controlling the voltage on modulator Input 2 is quickly discharged by TR1 at the commencement of a voice signal, thus "killing" the music signal. When the voice ceases, C2 is allowed to charge through R1 and fades up the music in about 1.5 seconds.

TR1 is switched hard on by an intermittent d.c. bias obtained by rectification of the a.c. signal voltage from the microphone pre-amplifier. The fluctuations of base bias are smoothed out by C2. To adjust the fader, VR1 in the modulator is adjusted for a null whilst blowing into the microphone. ★



FLASH METER

By J. TUBBY

ELECTRONIC flash equipment is now available to one and all at quite reasonable prices and can be used with almost all types of camera. However, the only information normally available to a user about exposure details is in the form of so-called "guide numbers" which relate the flash unit to particular film speeds and camera-subject distances.

This can provide quite usable black-and-white pictures when using direct flash where the flash and camera both point in the same direction, but is not really ideal for use with colour film, which is much more sensitive to exposure conditions, or with "bounce" flash.

What is needed here is a meter which will measure the value of light produced by the flash under any circumstances and indicate to the user the aperture required for a given film speed.

Commercially available flash or "strobe" meters fulfil this function. However their prices tend to be somewhat high, some simpler ones starting at near £40 and the more sophisticated running into hundreds of pounds.

The present design evolved from a critical need for something to fulfill the strobe meter function as reasonably as possible. There are probably ways in which the circuit could be made more sophisticated but when calibrated the present equipment, can be accurate to within less than half a stop in measuring incident light. This is more than satisfactory for use with colour reversal film. The component cost should be in the region of £14-£16.

PRINCIPLE OF OPERATION

The circuit use three 741 operational amplifiers as main active components. These amplifiers were developed for use in analogue computers and the meter is in fact just such a computer. Fig. 1 shows, in block form, the heart of the unit.

Capacitor C1 is connected to the operational amplifier IC1 to form an operational integrator. In such an arrangement current flowing from the inverting (-) pin of the amplifier induces a voltage across the capacitor that is proportional to the total current flow in relation to time. When the flow of current is stopped the capacitor will retain its charge, and hence the voltage across it, for some considerable time.

The output of the integrator will now be a positive voltage which provokes a steady current to flow through the meter ME1. The reading on the face of this meter will be an analogue integral of the current flow from the inverting terminal of the amplifier for the duration of that flow.

Diode D1 is a silicon photodiode (reverse biased) that allows a reverse current to flow through it in proportion to the level of light falling upon its sensitive junction area at any instant in time. Being a silicon diode its normal reverse leakage is infinitesimal and can be ignored.

Switch S1 is included in the circuit since we are only interested in a pulse of current flowing as a result of a flash discharge acting on D1. S1 is

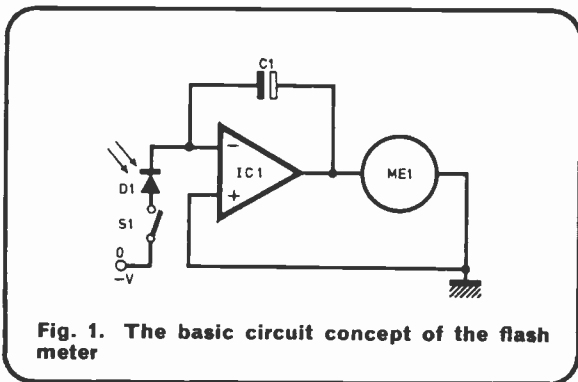


Fig. 1. The basic circuit concept of the flash meter

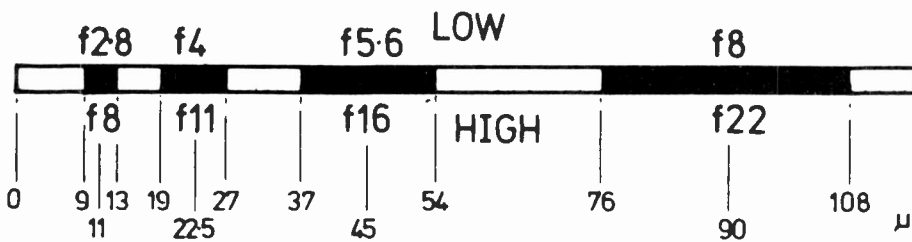


Fig. 3. A linear (above) and a curved (right) scale for the display meter. The lower figures are the actual scale values in microamps on a 100 μ A meter

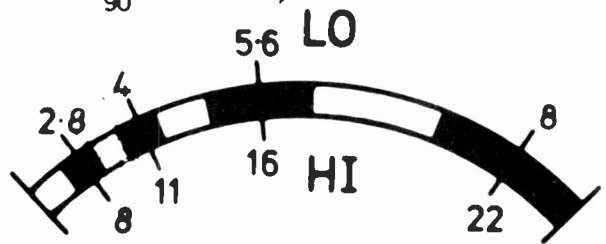
normally open, closes at the commencement of, or slightly before, the flash discharge and re-opens again soon afterwards thereby isolating the integrator from any current flow produced as a result of ambient light striking D1.

CIRCUIT DETAILS

Fig. 2 shows the full circuit in block form. Here the integrator is formed by amplifier IC3 and the isolating switch (S1 of Fig. 1) is a transistor, TR1, that is normally biased off. TR1 conducts for a brief period dictated by the monostable. The monostable is fired by closing S3 and as well as switching TR1 it also triggers the thyristor, CSR1 which is connected into the trigger circuit of an external flash unit by means of a long synchronising lead. This provides the necessary synchronism with the flash for exposure determination.

The inclusion of amplifiers IC1 and IC2 considerably increases the usefulness and flexibility of the unit. Both operate strictly as amplifiers in this case.

Thus a useful range of apertures in photography could be considered to be those from f2.8 down to f22. Each f-stop is equivalent to a change in light level by a factor of two and in the range just mentioned there are six such steps. In practical terms this means that a scene requiring a lens aperture setting of f2.8 is in fact 1/64th as bright as a scene requiring an aperture of f22 for correct exposure of the film. If one tried to display all this range on one scale one would arrive at a very cramped bottom end on a meter display face, a reading of only 1.5% of full scale representing f2.8 and 6% f.s.d. representing f5.6.



TWO RANGES

Amplifier IC1 overcomes this problem by providing two switched gains. The meter face is altered to display two ranges, a high range from f22 down to f8 and a low range from f8 down to f2.8. When the flash pulse is sufficient to use the high range S1 is switched to VR1 but if the light level registered on the meter falls below f8 then S1 is switched to VR2, which is set to increase the gain of the amplifier. This allows the lower light level (obviously of a repeated identical flash) to be displayed well up the scale.

Thus the lowest marking on the scale is as much as 12% of f.s.d. and the half stop divisions are easy to see.

A brief inspection of Fig. 3, which shows two specimens for the face markings, will make the whole thing clear. Resistors VR1 and VR2 are made variable and are adjusted in practice such that a pulse of light producing a reading of f8 on the Low range, i.e. at the top of the scale, will produce, when repeated, a reading of f8 at the bottom of the High range. In this way continuity is assured.

FILM SPEED VARIATION

The flexibility of the instrument is further increased by the inclusion in circuit of amplifier IC2. This has an input resistor R1 and a parallel arrangement of nine switched feed-back resistors, R2 to R10, which control the gain of the amplifier.

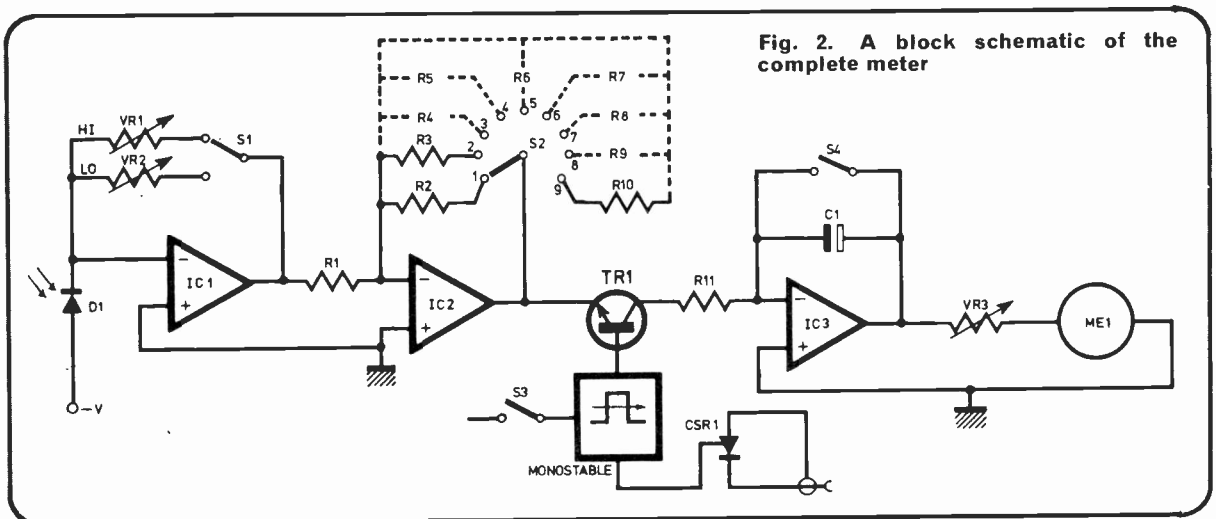


Fig. 2. A block schematic of the complete meter

Any one of these resistors can be selected by the nine-way single-pole rotary switch S2. The function of this amplifier is to process the signal passing from IC1 to the integrator IC3 in such a way that the final analogue display of the aperture required for correct exposure is a function of the sensitivity to light of the particular film in use.

Put more simply, one can set the meter for a particular ASA film-speed and the display will be suitably adjusted.

The relationship of the feed-back resistor values to the input resistor R1 is of course important. If one assumes that R2 = 25 ASA and let it have a value equal to R1 then R10 = 400 ASA and has a value of R1 × 16. So we have a table of relative values as follows:—

- R2 : 25 ASA : R1 × 1
- R3 : 35 ASA : R1 × 1.4
- R4 : 50 ASA : R1 × 2
- R5 : 70 ASA : R1 × 2.8
- R6 : 100 ASA : R1 × 4
- R7 : 140 ASA : R1 × 5.6
- R8 : 200 ASA : R1 × 8
- R9 : 280 ASA : R1 × 11
- R10 : 400 ASA : R1 × 16

This might appear confusing but a short explanation should clear the matter.

Assume, for arguments sake, that you wish to photograph a scene in colour and black and white. In one camera you have Kodachrome (25 ASA) and in another you have Tri-X (400 ASA). Setting the meter for 25 ASA (R2) sets amplifier IC2 in the

unity-gain mode. Tripping the flash gives you (let us say) a reading on the low scale of f5.6. If you now set the meter to 400 ASA (R10) amplifier IC2 will be operating with a gain of sixteen (R10 divided by R1 equals 16), and will amplify the through signal from another flash discharge by this amount to give a displayed reading on the high scale of f22. In both cases the correct exposure is indicated for the relevant film.

In Fig. 2, switch S4 acts as a reset control which shorts out any charge on capacitor C1 after a reading has been taken, leaving the circuit ready for a further reading to be made. Variable resistor VR3 allows the scale of meter ME1 to be suitably set during calibration.

THE PRACTICAL CIRCUIT

Fig. 4 shows the full practical circuit. TR1 and TR2 constitute the monostable, the pulse width of which is about 1/60th second determined by C2 and R5. In its quiescent phase the junction of R2, R3 and TR6 base are at positive rail potential and hence TR6 is biased off.

The junction of R6, C2 and TR3 base via R8 are at ground potential so TR3 is also biased off. The monostable is triggered by closing S2 thus raising TR1 base to the positive potential on C1 and thereby turning TR1 off.

The system now changes state. TR6 base goes to ground allowing it to pass current via R24 to the base of TR5, to bias TR5 on for the duration of the pulse. TR5 acts as the isolating switch for IC3

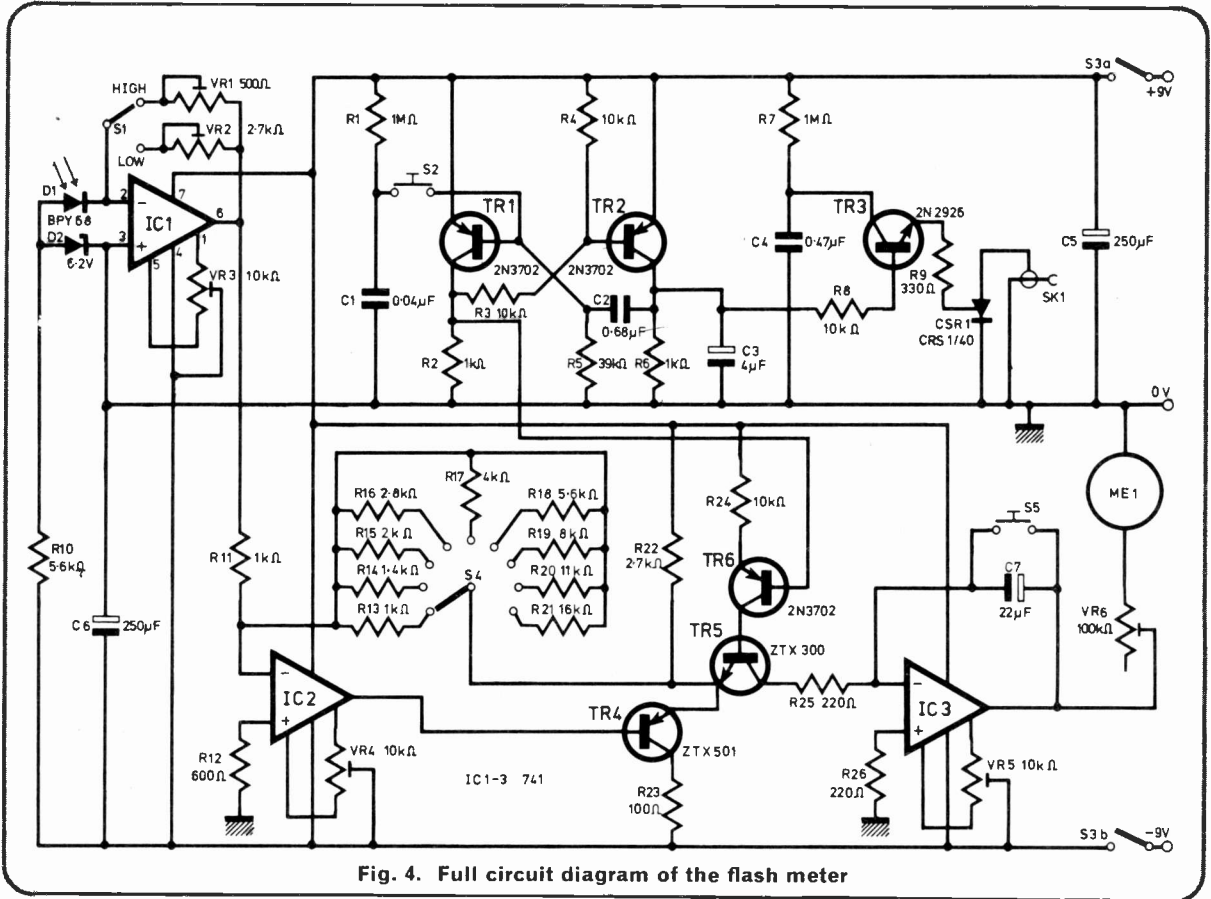


Fig. 4. Full circuit diagram of the flash meter

and allows it to "see" the light sensing circuit for this short time.

Also during this active phase the potential at the junction of R6 and C2 rises to the positive rail. This has the effect of throwing TR3 into a state of conduction and allowing C4 to discharge rapidly through R9 and the thyristor CSR1. This pulse of current triggers the thyristor into conduction which in its turn completes the flash-unit trigger-circuit and the flash discharges immediately.

COMPONENTS . . .

Resistors

| | | | |
|-----|---------------|-----|-----------------------------------------------|
| R1 | 1M Ω | R14 | 1.4k Ω^* (1k Ω 390 Ω) |
| R2 | 1k Ω | R15 | 2k Ω^* |
| R3 | 10k Ω | R16 | 2.8k Ω^* |
| R4 | 10k Ω | R17 | 4k Ω^* (3.9k Ω selected) |
| R5 | 39k Ω | R18 | 5.6k Ω^* |
| R6 | 1k Ω | R19 | 8k Ω^* (2 3.9k Ω selected) |
| R7 | 1M Ω | R20 | 11k Ω^* (2 5.6k Ω selected) |
| R8 | 10k Ω | R21 | 16k Ω^* (2 8.2k Ω selected) |
| R9 | 330 Ω | R22 | 2.7k Ω |
| R10 | 5.6k Ω | R23 | 100 Ω $\frac{1}{2}$ W |
| R11 | 1k Ω^* | R24 | 10k Ω |
| R12 | 600 Ω | R25 | 220 Ω |
| R13 | 1k Ω^* | R26 | 220 Ω |

All $\frac{1}{8}$ W, 10% except where marked * which are 5%

Potentiometers

| | |
|-----|------------------------------------|
| VR1 | 500 Ω skeleton preset |
| VR2 | 2.7k Ω skeleton preset |
| VR3 | 10k Ω skeleton preset |
| VR4 | 10k Ω helical precision pot |
| VR5 | 10k Ω skeleton preset |
| VR6 | 100k Ω skeleton preset |

Capacitors

| | |
|----|-------------------------------|
| C1 | 0.04 μ F |
| C2 | 0.68 μ F, 20V |
| C3 | 4 μ F, 10V electrolytic |
| C4 | 0.47 μ F |
| C5 | 250 μ F, 10V electrolytic |
| C6 | 250 μ F, 10V electrolytic |
| C7 | 22 μ F Tantalum, 16V |

Diodes

| | |
|----|------------------------------|
| D1 | BPY68 Phodiode (A. Marshall) |
| D2 | 6.2V Zener, $\frac{1}{4}$ W |

Transistors

| | |
|--------------|----------------|
| TR1, 2 and 6 | 2N3702 (3 off) |
| TR3 | 2N2926 |
| TR4 | ZTX501 |
| TR5 | ZTX300 |

Integrated Circuits


| | |
|------------|------------------------------------------------------------------|
| IC1, 2 & 3 | 741 operational amplifiers (3 off) and 3 i.c. sockets (8-pin) |
|------------|------------------------------------------------------------------|

Switches

| | |
|----|--------------------------------|
| S1 | SPDT slide |
| S2 | Friedland bell push (modified) |
| S3 | DPST slide |
| S4 | SP 9-way rotary |
| S5 | Friedland bell push (modified) |

Miscellaneous

Veroboard, battery connectors (2), batteries, meter (100 μ A $3\frac{1}{2}$ in face), case (aluminium 2in \times 4in \times 6in), nuts and bolts, glue, resin, table-tennis ball, camera flash sync socket.



Photograph showing the completed flash meter

The remainder of the circuit is fairly straightforward. D1 is a BPY68 photodiode and has a Zener (D2) stabilised negative voltage across it of 6.2V nominal. The High and Low ranges are selected by switch S1 which is in circuit with the feed-back resistors VR1 and VR2. R11 is the input resistor to IC2 and S4 is the nine-way switch in circuit with the ASA feed-back resistors R13-R21.

TR4 and R22 constitute an emitter-follower connected into the feed-back loop of IC2. The purpose of this is to avoid possible loading of IC2 output and consequent distortion of the through-signal. R23 is a current-limiting resistor in the event of a possible short-circuit of the output to ground.

R25 is the input resistor for IC3. C7 is the integrator charge-storage capacitor which can be discharged by switch S5 thus annulling any meter reading. VR6 is a skeleton preset which limits the current output from the integrator to the 100 μ A meter. VR3, VR4, VR5 are preset resistors to balance current off-sets in the 741's. C5 and C6 are large electrolytic smoothing capacitors.

C3 is a stabilising capacitor for the monostable. Some electronic flash units produce quite violent voltage irregularities during charging and if the resulting spikes get to the meter circuit this can cause triggering of the monostable. This of course would fire the flash which would be triggered by each following spike in a never-ending cycle. C4 thus acts as an anti-"hiccup" device.

Switch S3 is of the double-pole variety and is inserted in the positive and negative supply rails as at a and b. Power is supplied by two PP3 batteries in series and centre-tapped. They will have virtually shelf-life since the unit in use is usually not kept switched on for more than a half-minute or so at a time.

CONSTRUCTION

Circuit construction is straightforward. A piece of 0.1in matrix Veroboard $3\frac{1}{2}$ in \times $2\frac{1}{2}$ in is used with the copper strips running the length of the board. The practical layout is shown in Fig. 5.

The breaks in the strips should be made first, the i.c. sockets soldered in place, and then the wire links attached. The other components can then be assembled and soldered in as their positioning is more easily determined if this order is adhered to.

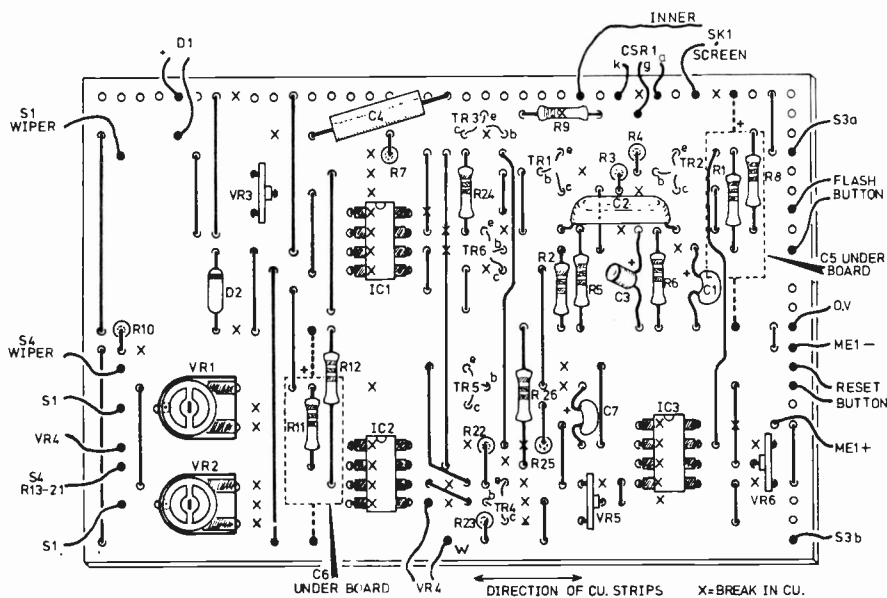


Fig. 5. Veroboard component layout complete with lead details

Solder in C5 and C6 last of all as these lie over other components. D1 should be left on longish leads ($\frac{1}{8}$ in to $\frac{1}{4}$ in) to allow it to be angled horizontally above the board in final assembly. This component is a reversible diode so there are no polarity checks to be made before soldering in place. Keep all flying leads of a good length, say 3 inches, pending final assembly.

Resistors R13 to 21 are mounted on the back of switch S4. VR4 is a 10k Ω precision helical preset potentiometer which is mounted on the instrument case so that final calibration adjustments can be made after assembly.

In practice VR1 and VR2 might have to be components of slightly different value. The values quoted are those used in the prototype and were found to give sufficient range of adjustment with the actual diode D1 and light-diffusing dome employed. Similarly a value of 22 μ F was used for C7 but this is not critical. A capacitor of (say) 4.7 μ F would be equally suitable: the only difference it would have on circuit characteristics is that it would tend to charge to a correspondingly higher voltage but even so is still unlikely to "saturate" under operating conditions, i.e. ramp as far as supply potential limits.

The prototype unit was housed in an aluminium box measuring 2in deep, with the lid retained by two screws. On the front ("bottom" of the box) were mounted the display meter (a $3\frac{1}{4}$ in square-faced 100 μ A meter was used for large-scale ease of legibility), the On/Off switch S3, the High/Low switch S1, the Flash and Reset buttons S2 and S5, and the nine-way rotary ASA selection switch S4. The illustrations show the general arrangement and Letraset markings—the latter varnished after application for protection. On the "top", that is the face towards the target area, of the case are mounted the flash co-axial socket, the helical preset potentiometer VR4 and a light-collecting diffusion dome behind which is situated the BPY68 (D1).

The size of case selected is dictated mainly by the size of meter used. Equally, if a smaller meter is used then the size and location of the switches becomes critical. As can be seen from the illustrations, the prototype layout follows current commercial practice with all the controls and the meter on an "upper" face and the light sensitive zone facing away from the operator using the instrument. Of course, a constructor can vary this arrangement to suit his needs and parts availability.

COMPONENT MOUNTING

The mounting of most of the items is straightforward. The co-axial socket SK1 can be taken from a flash extension synchronising lead which can be bought at photographic shops. Use the "male" end and glue it into a wooden or plastic collar about 1in long that has sufficient surplus at either end for mounting bolts to pass through. In the prototype the collar was of plywood and mounted on spacing columns so that the socket terminated just flush with the surface of the case. The socket was inserted into a tight-fit hole through the collar and made fast with Bostik quick-setting epoxy resin. Screened (co-axial) cable was used to connect it to the thyristor CSR1.

The prototype flash and reset buttons were adapted from Friedland bell-pushes. These have a fairly deep "box" moulded onto their bases which were carefully sawn off with a hacksaw so that only a thin platform of plastic (which holds the actual make/break assembly) remained. The sawn-off portion of each switch, that is the parts that normally sleeve the mounting screws, can be saved. These serve as spacing pillars on the front of the switches and allow them to be mounted with bolts so that they lie flush with the surface of the case. The effect is neat. Again, other push or toggle switches may be used if desired.

LIGHT RECEPTOR

An important item that has to be specially adapted for the instrument is a light-collecting diffusion hemisphere. For this the prototype used half a table-tennis ball. This in itself is fragile but it can be strengthened.

Cut a table-tennis ball not quite into halves with a hot knife. Ensure that the larger to be used portion is clean and free from any printed matter. Mix about a teaspoonful of clear epoxy resin with hardener and accelerator (resin such as is used for embedding objects or else the clear resin to be found in fibre-glass repair kits is suitable), and pour this into the ball half.

Roll it around so that it coats the whole of the inside surface of the ball and continue to move it thus as it sets so that it is distributed in an even layer.

Repeat this two or three times so that the resin is built up to a thickness of about $\frac{1}{16}$ in. Moderate warmth such as is provided by a fan heater will speed setting.

Now take a piece of coarse wet and dry abrasive paper, wet it and place it face-up on a flat surface and press the cut edge of the table-tennis ball gently on the abrasive surface. Steady, circular movements with moderate pressure will soon wear away the resin and the ball itself.

Cease grinding when you have a hemisphere, and the abraded surface is clean and flat. Dry off the hemisphere, varnish the outside surface with a clear varnish and glue it firmly with Bostik over the aperture in the case through which the BPY68 "looks".

The aperture itself should be about 1 in diameter. On the inside surface of the case fix one or two layers of translucent diffusing material. This should preferably be plastic and have similar diffusing properties to grease-proof paper. Unfortunately grease-proof or tracing papers are not suitable as they might "yellow" in time and their light-transmitting properties change. The BPY68 should be positioned about $\frac{1}{4}$ in behind this translucent screen and facing towards its centre.

FINAL ASSEMBLY AND SETTING-UP


When the circuit has been built and checked and the case completed, the two can be connected together. Take especial care that the flying leads are connected up correctly, that the meter polarity is observed and that the power switch (S3) is off. Connect up the two PP3 batteries and switch on.

Set VR1 to approximately its mid position and select the High range with S1. Working in a low level of light, measure the voltage at the output (pin 6) of IC1. Adjust VR3 until the output is zero with respect to 0V.

Press the Reset button S5 and observe the 100 μ A meter that serves as the display. The pointer should come to rest at zero but may start to drift up or down the scale. Adjust VR5 until the drift over a period of 10 to 15 seconds is negligible.

Place the back on the case temporarily, press the Reset button in order to zero the pointer again, select 400 ASA with S4 and give the Flash button S2 a jab, do not hold it down. The pointer will probably jump up or down the scale and hold a new position. Reset, adjust VR4 and repeat.

Continue this procedure until pressing the Flash button causes the pointer to move not more than 1



Photograph showing light-collecting diffusion dome

or 2 micro-amp divisions in either direction—ideally it should not move at all. This completes the preliminary setting up of the equipment and the time has come to calibrate it.

THE METER-FACE

First the meter-face must be adapted. Remove the front cover and *carefully* move the upper scale and stop wire across to the right so that if the pointer were to swing across against the stop it would be indicating about 115 μ A. Next undo and remove the small bolts that hold the meter face in position and carefully slide it up and away.

Do not lift it until it is well clear of the pointer as otherwise the meter bearings might be damaged if the pointer is snagged. A new set of characters can now be drawn on a sheet of white paper, using a tracing of the original meter face as a guide and glued accurately in position on the meter face-plate. This is now slid back into position, secured with its bolts and the meter cover replaced.

It must be emphasised that care should be taken in this in fact comparatively simple but rather delicate operation.

The actual calibration of the meter might seem somewhat hit-and-miss, relying initially on the guide number system (the very system we are trying to supersede); however it is quite satisfactory to start with and small adjustments can be made later.

CALIBRATION

Set up an electronic flash unit and position the flash meter, with the hemisphere pointing towards the flash, at such a distance (computed from the guide number) that an exposure of f8 using 400 ASA film will be correct. Set VR6 to roughly mid-position. Set the ASA to 400 and connect up the meter to the flash-gun via a long trailing extension sync-lead.

Switch on and press the flash button. If the flash-gun does not fire reverse the polarity of the sync-lead (the thyristor is polarity conscious). The easiest way is by using a two-pin connector in the sync lead line.

Reset, switch to the Low scale and press the Flash button again. Adjust VR2 until the pointer comes to rest at f8 on the top end of the scale, the adjustments being made between flashes.

If, regardless of high VR2 settings, the pointer does not swing as high as f8 but consistently comes to rest somewhat lower on the scale then do not

NEWS BRIEFS

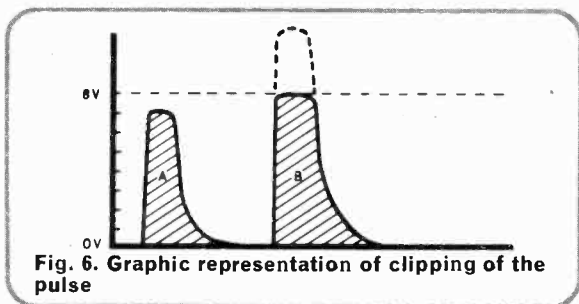


Fig. 6. Graphic representation of clipping of the pulse

reset and in fact reduce the value of VR6 so that the pointer tries to move well off the top of the scale. That is to say it is seated firmly against the end stop.

Now reset and continue flashing and adjusting VR2 as before until the pointer comes to rest centrally on f8 at the top of the scale.

CLIPPING

When this has been achieved switch to 200 ASA, reset and flash again. Check that the pointer stops at f5.6. If it does not and comes to rest higher than f5.6 it means that the signal at the output of IC2 is being clipped to the rail potential at the higher ASA settings. In Fig. 6 "A" represents the optimum pulse characteristics whereas "B" shows clipping of the signal.

If clipping does occur then first reset and reduce the effective resistance of VR6 slightly. Now switch back to 400 ASA and adjust VR2 so that once again a flash gives the correct reading of f8.

When this has been achieved again reset, switch to 200 ASA and confirm that the indicated exposure is f5.6. It might prove necessary to repeat this procedure two or three times to get the relationship correct.

CORRELATION

When it is correct move on to correlating the High scale with the Low scale. To do this, reset, switch to 400 ASA and switch to the High scale. Adjust VR1 between flashes until the pointer comes to rest on f8 at the bottom of the scale.

Finally do all the checks again: zero voltage at pin 6 of 741 (1) (adjustments on VR3), pointer drift over 10 secs (adjustments on VR5), pointer jump when Flash button depressed and flash-gun not connected in circuit (adjustment externally on VR4) and then the calibration checks should be run through as outlined. From time to time as the meter is in use carry out the pointer jumping test and make adjustments to VR4 as necessary. The adjustments should not be very great.

If, after a period of use, the meter seems to be reading slightly high or low then small adjustments should be made to VR6 to compensate. It should not be necessary to adjust VR1 or VR2 since again the correction required will probably be very small.

THE BATTERIES

The two PP3 batteries specified will adequately power the unit for several months provided the unit in use is not left switched on for any great length of time. When the batteries are replaced always fit two fresh ones together: never use one fresh and the other exhausted. ★

SOLID-STATE TV CAMERA

WHAT is claimed to be the world's most sensitive solid-state television camera has been developed by engineers at General Electric Company in the USA.

The new camera is light and compact and is capable of taking pictures by the glow of a candle.

The heart of the camera is a quarter-inch square, metal-oxide semiconductor chip. It is covered with 10,000 pairs of miniature capacitors, each pair functioning as an individual light-sensing device. As light strikes the chip each capacitor pair collects a charge proportional to the light striking it. Each pair of capacitors is then addressed by scanning circuits to release the charge into the base of the chip.

The tiny chip does the same job as the tube in a conventional camera.

Potential applications for the camera include use in surveillance systems and eventually it could find its way into consumer electronics, possibly combined with a small video recorder and television set to form a home TV studio.

BRITISH NATIONAL DATA BUOY

A CONTRACT to design and develop the Department of Trade and Industry's national data buoy has been awarded to the SEATEK group of companies which includes Hawker Siddeley and EMI Electronics.

Based on the original design by the Institute of Oceanographic Sciences, this 25ft diameter wave-riding buoy is the first large oceanographic and meteorological sensor-carrying buoy devised entirely in Britain.

The buoy will be moored off the Norfolk coast and data will be transmitted via a telemetry link to a shore station at Lowestoft.

The major function of the buoy is to provide a platform for development of advanced sensors to monitor both oceanographic and meteorological parameters. The buoy will also form Britain's contribution towards the proposed European network of data buoys.

OXFORD STREET STORE

THE opening in April of a new store in London's Oxford Street marks the integration of two top names in the radio and hi-fi business G. W. Smith & Co. (Radio) Ltd. and Laskys Radio Limited who merged in 1972.

Claimed to be the first of its kind in Europe the store will cover 14,000 sq ft of selling area, have 70 specially trained staff and will be stocked with a wide range of consumer electronic products including audio, tape recorders, television receivers and associated video equipment, in-car equipment and calculators.

There will be fully equipped stereo and 4-channel demonstration rooms and accessory bars where items such as replacement styli, cartridges and record cleaning equipment may be purchased. Other departments stock d.i.y. accessories and records, pre-recorded cassettes, and 8-track cartridges.

This showpiece store is to be the forerunner of a series of hi-fi centres around Britain.

NEW

**FROM
FAIRCHILD**

A FULL RANGE OF RADIO AND AUDIO INTEGRATED CIRCUITS GUARANTEED TO MANUFACTURER'S FULL SPECIFICATIONS.

Please send cash with order. Prices include VAT. P & P for U.K. 12p per order. Overseas add airmail charge.

| | | | Price ea |
|---------|-------|------------------------|----------|
| µA 703 | TO-78 | RF-IF Amp | £0.94 |
| µA 706A | DIPP | 2.5W Audio Amp | £2.14 |
| µA 706B | DIPP | 5.0W Audio Amp | £2.39 |
| µA 720 | DIP | AM Radio Cct | £1.20 |
| µA 732 | DIP | FM Stereo Decoder | £1.14 |
| µA 739 | DIP | Dual Low Noise Pre-Amp | £1.45 |
| µA 749 | TO-78 | Dual Audio Pre-Amp | £1.28 |
| µA 753 | DIP | FM Gain Block | £1.19 |
| CA3075 | DIP | FM-IF Amp | £1.07 |

Complete circuit connection diagram and characteristics supplied free with each circuit type.

Send this coupon and 4" x 9" stamped addressed envelope for comprehensive free price list.

Please print

NAME.....

ADDRESS.....

.....

.....


.....

pe



89-91 Wardour St., London, W1V 3TF.

HOME RADIO COMPONENTS



250 pages 11 1/4" x 8 1/4"

6,785 electronic components clearly listed and indexed

1,750 pictures

10 free Vouchers each worth 5p.

Price list regularly updated

Bookmark with useful list of technical abbreviations

The Catalogue you MUST have!

Details of our popular Credit Account Service and our Easy Ordering System are included in the catalogue.

Only 55p.

plus 22p POST AND PACKING

POST THIS COUPON
with cheque or P.O. for 77p.

Name _____ 


Address _____

HOME RADIO (Components)LTD. Regd. No. 912966 London
Dept. PE, 234-240 London Road, Mitcham CR4 3HD

The price of 77p. applies only to catalogues purchased by customers in the U.K. and to BFPO addresses.

EEMI ELECTRONIC ORGAN KITS

There are four
excellent quality
models for the
do-it-yourself
enthusiasts



★ Portable—4 octave keyboard with 10 voices, 3 pitches—vibrato, £145.29. ★ Console—5 octave keyboard with 10 voices, 3 pitches. Keyboard can be split into solo and accompaniment. Vibrato, built-in amplifier and speaker £250.93. ★ Console—2 x 4 octave keyboards and 13 note pedal board, 29 voices. Vibrato, Delay Vibrato, Sustain, Reverberation, Percussion, Wah Wah, £406.00. ★ Console—2 x 5 octave keyboards and 32 note pedal board, 32 voices. Vibrato, Delay Vibrato, Sustain, Reverberation, Percussion, 3 Couplers, etc., at £572.55.

V.A.T. please add 10%—show separately on order.

All components can be bought separately. Send 50p for 24-page catalogue which includes details of specialised components plus free vouchers worth 50p.

Also available—WIRELESS WORLD SOUND SYNTHESISER KITS complete with reprinted instructions.


ELVINS ELECTRONIC MUSICAL INSTRUMENTS

Components suppliers to the music industry

12 Brett Road, Hackney, London, E.8
Tel. 01-986 8455

8 Putney Bridge Road, London, SW18 1HU
Tel. 01-870 4949

NEW SCORPIO Mk. 2



Following the phenomenally successful Scorpio Capacitor-Discharge Electronic Ignition system introduced in 1972 and proved by many thousands of satisfied motorists, we are happy to announce availability of all parts for the PE SCORPIO Mk. 2—

- * Now with added R.F.I. suppression.
- * Fully machined and painted die-cast case with AMP termination connector block.
- * Custom wound transformer.
- * NOW AVAILABLE IN 6V. and 12V.
- * Suitable for all types of Cars, Boats, Go-Karts, etc.
- * Promotes easier starting—even under sub-zero conditions.
- * Improves acceleration, gives better high speed performance and quicker engine warm up.
- * Eliminates excessive contact/breaker burning and pitting.
- * PROMOTES FUEL ECONOMY.

Construction of the unit can easily be completed in an evening—installation should take about half an hour. A complete complement of components is supplied with each kit together with ready drilled, roller tinned professional quality fibreglass printed circuit board.—Uses original plugs, points, and coil.—No special parts or extras required.

(Case size 7½in x 4½in x 2in)

- * All components available separately.—S.A.E. with enquiries.
- * Construction manual available separately 25p.
- Cost £12.95 incl. carr., ins. and VAT. (Carriage at cost outside U.K.—Export enquiries welcome.)

CONVERSION KIT FROM Mk. 1 to Mk. 2. FOR CONSTRUCTORS ALREADY POSSESSING Mk. 1 KITS.—Miniature P.C. assembly £1.10 incl. Carr., Ins. and VAT with full conversion instructions.

DABAR ELECTRONIC PRODUCTS

98 LICHFIELD STREET
WALSALL, Staffs WSI 1UZ

PE RONDO QUADRAPHONIC SYSTEM AND OTHER DELECTABLE ITEMS

RAPID ORDER

CBS-SQ MATRIX DECODER KIT:
CBS-SQ MATRIX DECODER BUILT AND TESTED:
FULL STEREO PRE-AMP WITH SELECTOR:
MASTER VOLUME/TONE/4 CH. BAL. BOARD:
POWER AMP BOARD (FULL STEREO) TWO FOR RONDO:
POWER SUPPLY BOARD:
MAIN SMOOTHING CAPACITORS (per pair):
MAINS TRANSFORMER:
PUNCHED CHASSIS + SCREENS:
CONTROL SECTION FASCIA AND TRIM:
PHASE LOCKED LOOP STEREO DECODER KIT:
STEREO DECODER BUILT AND TESTED:
GOLDRING G101 TURNTABLE, Leds Cartridge:
DEUTSCHE ELAC MAGNETIC CARTRIDGE LIST £13.90:
RONDO LOUDSPEAKERS—FULLY BUILT (per pair):
RONDO LOUDSPEAKERS—complete kits in pairs, with already assembled cabinets:
BASS DRIVE UNITS (2 per cabinet):
TWEETERS:
CROSSOVER KIT:
QUADRAPHONIC SELECTOR SWITCH:
DECODER EDGE CONNECTORS (3 required):
HARNES AND WIRING PACK:
KNOB PACK (8 KNOBS)
OTHER RONDO ITEMS INCLUDING FULLY BUILT AND TESTED MODULES
ARE AVAILABLE—SEND SELF-ADDRESSED ENVELOPE FOR LISTS.
QUADRAPHONIC 220 FULL 20W PER CHANNEL STEREO AMP. HIGH QUALITY,
HIGH PERFORMANCE, LOW PRICE.
SUPERB BRITISH MADE ADVANCE CALCULATORS
WE ARE NOW APPOINTED DISTRIBUTORS FOR THESE TOP-LINE MACHINES:
ADVANCE MINI-EXECUTIVE FULL 4 FUNCTION:
ADVANCE 80—WITH AUTO %:
ADVANCE 88—2 MEMORY SQUARE ROOT:
ADVANCE 16R DESK 2 MEMORY SQUARE ROOT %:
TRADE ENQUIRIES WELCOMED ON ALL ITEMS.
NEW ORDER SYSTEM—WE DO ACKNOWLEDGE BY RETURN!

£8 post free + 80p VAT
£11 post free + £1.10 VAT
£3.30 post free + 33p VAT
£9.35 post free + 93p VAT
£8.25 post free + 82p VAT
£5.50 post free + 55p VAT
£1.65 post free + 16p VAT
£6.87 post free + 68p VAT
£3.57 post free + 35p VAT
£3.85 post free + 38p VAT
£5.95 post free + 59p VAT
£6.95 post free + 69p VAT
£22.90 post £1 + £2.39 VAT
£7.90 post free + 79p VAT
£42 post £2 + £4.40 VAT
£35.50 post £2 + £3.75 VAT
£4.25 post free + 42p VAT
£1.32 post free + 13p VAT
£2.75 post free + 27p VAT
£1.43 post free + 14p VAT
£1.10 post free + 11p VAT
£3.85 post free + 38p VAT
£1.21 post free + 12p VAT

£40.90 post free + £4.09 VAT

£39.95 post free + £3.99 VAT
£42.95 post free + £4.29 VAT
£99.50 post free + £9.95 VAT
£175 post free + £17.50 VAT

SQ-K
SQ-B
PRE
MV
PA
PSU
CAPS
TRANS
CHAS
CSF
SESDK
SESDB
G101
STS144

BASS
TWTR
XO
QSSW
EC
WIRE
KNOB


220

MIN
80
88
16R

NAME _____

ADDRESS _____

PE5/74



Studio Electronics
P.O. BOX 18 HARLOW
CM 18 6SH ESSEX.

Telephone: Harlow (std 0279) 25457



ENVIRONMENT AND SPACE

Nearly seventeen years have passed since the first artificial satellite went into orbit and looking back through the literature that has now accumulated it is clear that much new knowledge is now on record. Side by side with space developments there has been much speculation as to how the techniques can be turned to the benefit of the human race.

Not least of these endeavours is the attempt to assess the Earth's resources. At the same time the doom mongers prophesy dire problems of over population, shortage of food supplies while at the same time and almost in the same breath they talk of the decimation of the population from pollution and other hazards.

Since the boundaries are now not merely the Earth but the Solar system it is necessary to readjust thinking of the environment. The Earth is but a part of a composite whole which includes near space, middle space and beyond the Solar system outer space. Much has been learned of the effects of the Sun upon the Earth and the time is ripe for a good look at what technology can do.

It is inevitable that certain areas come in for most attention. These are the areas where there appears to be a lack of the necessities of life. Yet most of this is because technology is not used to the best advantage, or that an intermediate technology is more appropriate to certain situations. Since all these things are a part of a whole, some

of the new thinking must revolve around the use of natural resources and the application of man's ability to readjust to a situation.

A good deal has been written on some aspects of space dangers but little of a constructive nature about adaptation. It is proposed that some of the effects of space exploration side effects should be examined. To do this, separate aspects of some of the present problems must be examined.

ENERGY FROM SPACE

One of the activities which will naturally be to the fore is the harnessing of energy. It is within the parameters of *Spacewatch* to do this and also within the electronics field. It is fitting then to start with a method of utilising the power of the Sun, which for the human race is an almost limitless source (12,000 million years anyway), of energy.

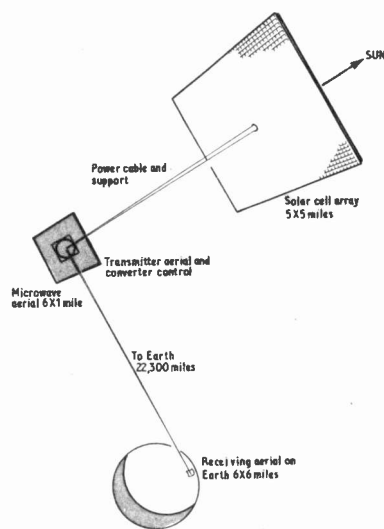
Many years ago ideas were put forward, for the setting up in space of a vast reflector of sodium which would beam the rays of the Sun down to the Earth in a concentrated ray. Speculation was rife as to how this could be used by one power or another to burn up the cities of the enemy.

The first of a similar type of reflector to beam power derived from the Sun and transmit it to Earth, for peaceful use, has already been funded, see Fig. 1.

The National Aeronautics and Space Administration of the United States have awarded nearly 200,000 dollars to a consultancy working with three American firms. These firms specialise in space platform engineering, solar cells and microwave equipment.

Experiments have already been carried out in America with the transmission of power by microwaves. A microwave beam was used to keep a model helicopter aloft by this means. The new project study is now being set up in space in a geostationary position. The basic idea is to set up a collector for the solar energy. The power would be transferred to a converter by cable where microwaves would be generated.

On the same unit would be the control system which would enable an aerial to be kept facing the Earth and the collector facing the Sun. An aerial on the Earth covering an area six by six miles would collect the microwave energy for distribution. The effective amount of energy that would be available for distribution would be 10^7 kilowatts.



Proposed space power station

This may well seem to be an extremely ambitious project but it is not beyond the present technology. The improvement in solar cell performance is enough to justify the feasibility study, and since the effects of the beam of microwave power would cause less disturbance than a direct beaming of solar energy it would seem to be a better choice.

The microwave beam, however, could raise certain difficulties. Apart from the fact that some precaution would be needed to avoid passing through the beam, space vehicles would need to avoid it (particularly space shuttles with passengers) and the fact that the ionosphere would have its temperature raised.

Some work has already been carried out from Aricebo in firing about a hundred kilowatts at one layer of the ionosphere and raising the temperature thereby. This was reported in *Spacewatch* some time ago. The effect of megawatts might well cause changes. No doubt the doom mongers will have much to work on here.

EARTH BASED SOLAR POWER STATIONS

The method of utilising natural resources just described may be the extreme end of the scale of new endeavour but is nevertheless to be considered. A more immediately possible alternative is the utilisation of solar energy at ground level.

Later *Spacewatch* articles will deal with the practical systems in use at the present time and those projected for the future.

FIRST STEPS IN CIRCUIT DESIGN

2

By A. P. Stephenson

This series, specially written for the beginner, takes you step-by-step through transistor circuit design in a simple, non-mathematical way.

Design of a small signal amplifier will be followed by a Class B amplifier and the series will conclude with a constructional project so that your theoretical knowledge can be put into practice.

LAST MONTH some of the general principles of transistor circuit design were described. This month we will look more closely at the transistor itself and examine how the characteristics of this device influence circuit design.

We shall also look at the main circuit components which influence voltage gain.

As mentioned in the previous part the principles to be discussed refer only to small signal amplifiers, power amplifiers requiring a different approach.

2.1. THE 0.6V VOLTAGE DROP $-V_{BE}$

The transistor requires the base/emitter diode to be forward biased. In the case of silicon transistors the voltage drop across the junction will appear "locked" at about 0.6V. Germanium "locks" at about 0.2V.

This voltage is an intrinsic value and is predictable from a rather involved discussion on the physics of the *pn* junction.

EFFECTS OF TEMPERATURE

The figure is almost, but not quite, a constant because at normal ambient temperature (usually specified as 25 degrees C) the variation is typically between 0.55V and 0.72V.

The effect as temperature increases is a reduction in this voltage according to the following scale:

For every degree C rise, V_{BE} falls by 2mV

For example, a transistor operating at 125 degrees C will have a V_{BE} of about 200mV less than normal, i.e. 0.4V.

For the majority of design work, however, transistors are running at the 25 degrees C norm, the only exception being the larger power stages.

V_{BE} AND CIRCUIT DESIGN

It is very important for the amateur designer to fully appreciate the significance of the 0.6V lock and to ram home this point the circuit in Fig. 2.1 may be used.

Large variations in $VR1$ will not have much effect on the voltage V_{BE} . However, if $VR1$ is reduced to too low a value, the dreaded "thermal runaway" will soon cause the death of the transistor.

In fact, if you are measuring V_{BE} with a voltmeter and you notice a reading approaching, say, 1V the transistor is either already dead or soon will be!

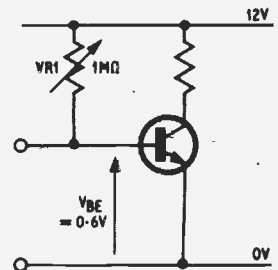


Fig. 2.1. Changes in $VR1$ will have little effect on the base to emitter voltage

2.2. THE COLLECTOR SATURATION VOLTAGE $-V_{CE(sat)}$

It is easier to define collector saturation voltage by reference to Fig. 2.2. As the slider of VR1 is moved towards the 10V line, I_C increases and the collector voltage falls because of the voltage drop across R_C .

At some point on the slider the output voltage stops falling, becoming locked at a certain lower limit. At this limit the collector current can rise no further, in spite of rises in the slider.

DEFINITION

The collector saturation voltage, $V_{CE(sat)}$ may be defined as follows:

The collector becomes "saturated" or "bottomed" when the collector current has reached its maximum possible value because its voltage has reached its minimum possible value.

This minimum voltage to which the collector can fall is called the collector saturation voltage $-V_{CE(sat)}$.

A typical figure to indicate the order of magnitude would be 0.5V. The actual value for $V_{CE(sat)}$ is dependent on the value of I_C at this voltage which in turn is clearly dependent on R_C .

MANUFACTURERS' FIGURES

It is inconvenient for a transistor manufacturer to give $V_{CE(sat)}$ values in terms of R_C , because the supply voltage would also have to be quoted. Instead the $V_{CE(sat)}$ figures are quoted for a given I_C .

For example in the case of the EC108:

$V_{CE(sat)} = 90\text{mV}$ for I_C at 10mA } measured
but $V_{CE(sat)} = 200\text{mV}$ for I_C at 200mA } with
 $I_C/I_B = 20$

Note that $V_{CE(sat)}$ rises with larger collector currents, which may be taken as a general rule. It also rises with increase in temperature.

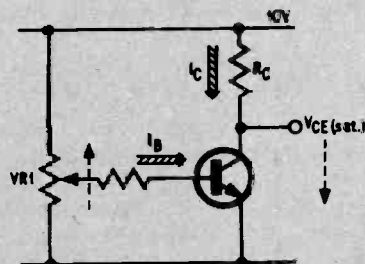


Fig. 2.2. As the slider of VR1 is moved upwards, V_{CE} falls to minimum of $V_{CE(sat)}$

2.3. THE PARAMETER JUNGLE

The academic way of explaining and measuring what goes on inside a transistor is to use a set of "network parameters" which are supplied by the manufacturer for each type of transistor. A few years ago a system called "T-network parameters" were in use.

T-NETWORK PARAMETERS

These parameters consisted of strange little resistances which were alleged to inhabit the corridors of the crystal lattice and given names such as r_e , r_b , r_c which stood for the emitter resistance, base resistance and collector resistance respectively.

In addition to these little resistances there was a ratio called "alpha" (symbol α) which was a current gain desperately trying to equal unity but never quite making it.

H-PARAMETERS

T-parameters gradually became unfashionable and gave way to a modernised set known as "h-para-

eters", the term "h" meaning hybrid. There were originally four in the set: h_{11} —the input resistance; h_{21} —the current gain; h_{12} —the voltage feedback ratio; and h_{22} —the output admittance. It is not difficult to see why they are called hybrid!

A breakaway group was formed causing a change in symbolism. The general symbol h_{12} became h_{1e} , h_{1b} , h_{1c} according to whether the transistor is used with grounded emitter, base or collector.

Similarly h_{21} became h_{1e} , h_{1b} or h_{1c} ; h_{12} became h_{re} , h_{rb} or h_{rc} ; h_{22} became h_{oe} , h_{ob} or h_{oc} .

To reassure the amateur designer, we shall try to avoid any further reference to any of them with the exception of h_{fe} which is the most generally useful of all h-parameters and r_e which is still a most useful term because it can so easily be calculated from the collector current.

The design of any circuit, within the capabilities of the amateur, can be carried out with these two alone, the rest of the tribe will be left to the academic types.

2.4. THE RATIOS h_{FE} AND h_{FE}

The ratio h_{FE} is one of the important pieces of information given in the manufacturers' literature. Its full title is "large signal forward current transfer ratio in grounded emitter configuration" which is a bit of a mouthful and is simply collector current divided by base current thus:

$$h_{FE} = \frac{I_C}{I_B}$$

It is useful in setting up the d.c. bias conditions because for a given collector current and h_{FE} the required base current can be found.

RANGE OF VARIATION

Unfortunately it is not a very reliable constant and should not be taken at its face value. This is not to say that manufacturers issue false information, in fact they always stress that their figures for h_{FE} are typical

and often give minimum and maximum expected values. The production line spreads however are very large as can be seen from the example of the BC108 where $h_{FE} = 125$ to 500 which means that picking one of these at random the h_{FE} could be anything within this range.

In addition to the production line spreads there is also another variation which is an added annoyance for the designer. The mean collector current also affects h_{FE} .

This means that manufacturers always specify the mean collector current when stating h_{FE} . In the

above example for the BC108 the collector current was taken as 2mA.

In general the h_{FE} increases as mean collector current increases up to a certain upper limit and then tends to fall again.

THE RATIO h_{fe}

The ratio h_{fe} is similar to h_{FE} but is strictly a small signal ratio. All the remarks above apply except for this difference. The values given for h_{fe} and h_{FE} are usually about the same anyway.

2.5. THE $25/I_C$ EQUATION

The base-emitter junction in a transistor must be forward biased in order to operate the device as an amplifier.

Since forward bias causes the junction to pass current it is a relevant question to ask what is the resistance across the base-emitter junction when it is conducting.

THE INTERNAL EMITTER RESISTANCE

The answer is not straightforward, because most of the emitter current ignores the base altogether and flows upwards to the collector.

It is not altogether surprising therefore to learn that the value for r_e is not a constant but depends on the collector current I_C .

In fact the formula is complex involving logs to the base e , Boltzman's constant and various other unpleasant things including the absolute temperature. Fortunately, for most practical purposes at room temperature the formula can be reduced to a very simple form:

$$r_e = \frac{25}{I_C} \quad \text{where } I_C \text{ is in milliamperes, and } r_e \text{ in ohms.}$$

For example $I_C = 1\text{mA}$, $r_e = 25\Omega$
 $I_C = 10\text{mA}$, $r_e = 2.5\Omega$
 $I_C = 0.1\text{mA}$, $r_e = 250\Omega$

DYNAMIC RESISTANCE

Note that one should not make the mistake of thinking that r_e is a simple resistance which can be measured with multimeter set to ohms. It is a "dynamic small signal value" which only comes to life when the transistor is passing collector current.

From the designer's viewpoint, the equation is very useful because it shows how to make r_e any desired value by suitable choice of collector current.

However, it is not r_e itself which is important but the fact that it appears in equations for voltage gain and input resistance.

2.6. THE LOAD WHICH THE SIGNAL SEES

For a grounded emitter amplifier circuit the signal is applied between the base and ground (see Fig. 2.3).

The input resistance, r_{IN} , is the load which the signal sees. Superficially this would appear to be simply r_e . However, it must be remembered that only a small fraction of the total emitter current is supplied by the base, the actual fraction being $1/h_{fe}$. The apparent input resistance, as far as the signal is concerned is therefore much higher than r_e , in fact the equation is

$$r_{IN} = h_{fe} \times r_e$$

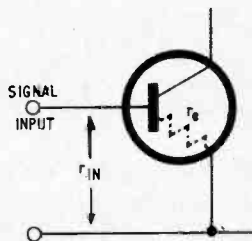


Fig. 2.3. The signal applied between base and emitter sees a load of $h_{fe} \times r_e$

For example if the collector current is 1mA, $r_e = 25\Omega$ which makes $r_{IN} = h_{fe} \times 25$. If the transistor has an h_{fe} of 100, the input resistance is 2.5k Ω .

It is unusual in practice to ground the emitter directly. For stability purposes, an external emitter resistor R_E is commonly employed, see Fig. 2.4.

Since r_e and R_E are in series across the signal, the modified equation for r_{IN} is

$$r_{IN} = h_{fe}(r_e + R_E)$$

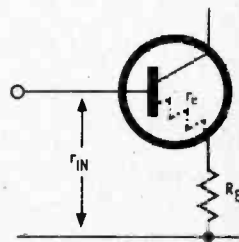


Fig. 2.4. The addition of R_E increases the load

2.7. THE STAGE INPUT RESISTANCE

Although the equation $r_{IN} = h_{fe}(r_e + R_E)$ will describe the load presented to a signal by the transistor, this is not the complete story.

Before an amplifier can amplify, the base must be supplied with forward bias, which means extra resistive networks. These extra resistors are a nuisance because they form an additional load on the signal.

For example the forward bias is often provided by a voltage divider chain R_1, R_2 as shown in Fig. 2.5.

The problem now is to obtain an overall equation for the total resistive load on the signal, in other words the stage input resistance R_{IN} .

SERIES OR PARALLEL?

It appears fairly obvious that r_{IN} and R_2 are in parallel but the position of R_1 is not quite so easy. Is it in series with R_2 or in parallel?

From the d.c. bias viewpoint there is no doubt that R_1 is in series with R_2 .

From the signal viewpoint, however, R_1 is in parallel with R_2 because of the large smoothing capacitor C_S (shown dotted in the diagram because it is part of the power supply). The capacitor is a short circuit as far as varying signals are concerned, which makes the supply rail a ground line.

The input circuit which the signal finally sees is shown in Fig. 2.6. From this it is clear that

$$R_{IN} = R_1, R_2 \text{ and } r_{IN} \text{ in parallel}$$

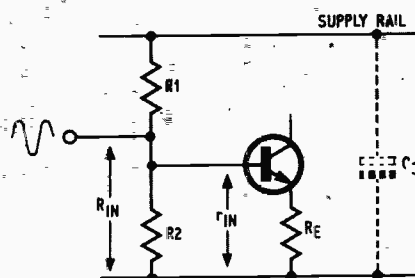


Fig. 2.5. The divider chain resistors add to the load which the signal sees

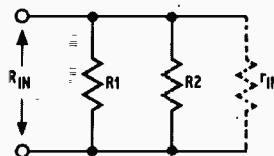


Fig. 2.6. The stage input resistance R_{IN} is effectively R_1, R_2 and r_{IN} in parallel

2.8. VOLTAGE GAIN EQUATIONS

The voltage gain of a grounded emitter stage is the ratio of the output voltage swing (measured between collector and ground) to input voltage swing (applied between base and ground).

The symbol "A" will in future be used to represent this ratio thus

$$A = \frac{V_{out}}{V_{in}}$$

The strictly relevant components which decide this gain are shown in the skeletal diagram of Fig. 2.7.

An equation for finding the voltage gain which has the merits of simplicity and reasonable accuracy is the following:

$$A = \frac{R_C}{r_e + R_E}$$

Although this equation is true as far as the amateur design is concerned there are times when an even simpler pair of equations are good enough.

If R_E is chosen to be very much larger than r_e , then the following equation is allowable:

$$A = \frac{R_C}{R_E}$$

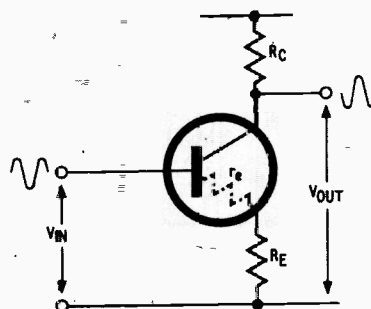


Fig. 2.7. Skeletal diagram showing components which control voltage gain

If R_E is not there at all, either short circuited or bypassed the equation reduces to

$$A = \frac{R_C}{r_e}$$

Continued next month

INGENUITY UNLIMITED

A selection of readers' suggested circuits. It should be emphasised that these designs have not been proven by us. They will at any rate stimulate further thought. This is YOUR page and any idea published will be awarded payment according to its merits.

UNIVERSAL FLASHER PANEL

ORIGINALLY designed for Christmas-tree illumination, the unit here described provides a method of turning each of four lamps or relays on and off in continuous sequence. But the unit has a surprising variety of other applications.

Using cheaply priced semiconductors, the circuit shown in Fig. 1 combines a clock-pulse generator; a divide-by-four counter and a decoder which drives the lamps. With the value of C1 given, the "on"

put will be low. But if either one or both inputs is low, then the output will be high.

In order to interpret the bistables' four states, each pair of inputs is arranged to go high in turn so that the four outputs go from high to low and back again in sequence to give the count. Whichever output is low then produces base current through its association AC128 thereby turning on a lamp.

Fast rise time clock pulses for driving the SN7474 are generated by a type of oscillator developed by the author.

Briefly, the circuit operation is that C1 charges via R1 and the base/emitter junction of TR1 thereby turning TR1 hard on and TR2 off. But when the initially high charging current decreases, the V_{ce} of TR1 rises and begins turning on TR2.

The capacitor then begins discharging via the path TR2, VR1, R2, but in so doing, develops a positive feedback voltage across VR1, R2 which completely turns off TR1 in a rapid, cumulative action. But a negative feedback voltage developed across R4 while TR2 is conducting eventually becomes greater than the falling positive feedback and re-initiates the cycle by turning TR1 on again in another cumulative process.

VR1 controls the repetition rate and R2 is simply a value greater than the minimum necessary to sustain oscillation.

Ideally, the supply voltage should be +5V but for children's toys, battery operation is obviously desirable. The unit will operate from either a $4\frac{1}{2}$ V or a 6V battery but the supply is best kept below 7V.

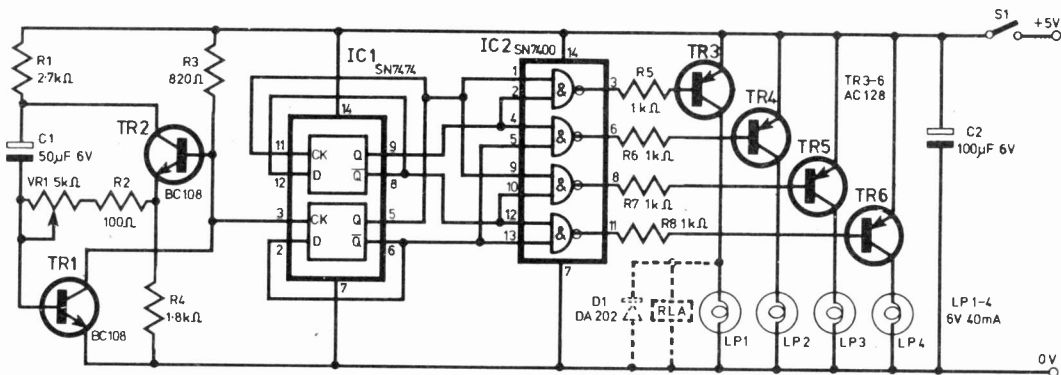


Fig. 1. Complete circuit diagram for the universal flasher unit. The arrangement for connecting relays in the circuit is shown dotted

time of each lamp is variable from about 0.2sec to 0.8sec but increasing the value of C1 allows this time to be extended to minutes.

The divide-by-four function is accomplished by serial connection of the two edge-triggered bistable circuits contained within the SN7474.

The outputs of the two bistables will continuously sequence through all of four possible states so long as clock pulses are applied.

The logic of any NAND gate in the SN7400 used for decoding, is that if both inputs are high, the out-

Where long repetition times are required, VR1 may be replaced with a 25kΩ pot. This will allow smaller values of C1 electrolytics to be used at some loss of time consistency.

If relays are employed (shown dotted) an OA202 or similar diode should be connected across each relay coil.

N. Naughton,
Moston,
Manchester.

Liquid Crystals

BY G. P. STENNING*

An introduction to a new technology

LIQUID crystal materials have been known for some 80 years. However, it is only in recent years that their special property of turning a clear liquid into a milky liquid under the influence of an applied electric field has been exploited to produce information displays.

These displays are basically a sandwich of liquid crystal material between two sheets of glass. The exceptionally low power requirements of these displays gives them a considerable advantage where power is at a premium. The purpose of this article is to introduce the reader to this new and interesting technology.

WHAT ARE LIQUID CRYSTALS?

Liquid crystals are materials which over some part of their temperature range have properties intermediate between a solid and a liquid state. This special state is known as the mesophase or anisotropic liquid state.

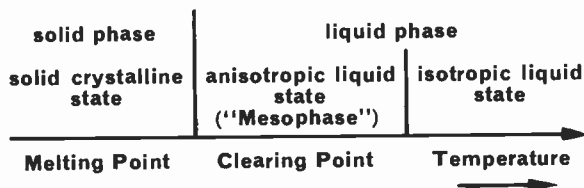


Fig. 1. Showing what happens to a liquid crystal material as its temperature is increased

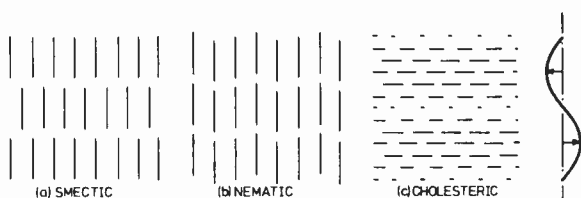


Fig. 2. Three main types of liquid crystal

Anisotropic materials have a rather peculiar property in that they exhibit different refractive indices to light which passes through them from different directions. By comparison a normal liquid is isotropic which means that it has no special optical properties. Light behaves the same no matter from what direction it passes through the liquid.

The anisotropic property of liquid crystal materials is the feature which is exploited to produce the change from a clear liquid to a milky liquid on the application of a voltage.

Fig. 1 shows diagrammatically what happens to a liquid crystal material as its temperature is increased.

The material is solid at low temperatures. If the temperature is then slowly increased its melting point will be reached after which it enters the mesophase state. Further increase in temperature brings the liquid to its clearing point when it loses its special properties and behaves like an ordinary liquid.

If the temperature is now reduced the material will pass back through the same states until it is again a solid material. In other words the temperature effect is reversible.

The materials of particular interest are those which exhibit a mesophase range which covers our normal range of ambient temperatures.

LIQUID CRYSTAL MATERIALS

There are three main types of liquid crystal material. In all cases the molecules have an elongated form and can best be considered as microscopic greasy transparent sausages. Fig. 2 shows diagrammatically the three types of material.

- Smectic type. In this type of material the molecules exist in discrete parallel layers.
- Nematic type. The molecules all have their long axes parallel to each other but are free to move in any axial direction.
- Cholesteric type. Adjacent molecules appear to be similar to the nematic type but if the material is examined over a greater distance it will be found that a continuous twist is superimposed on the parallel arrangement.

*Siemens Ltd.

The materials in current practical use are organic compounds of the nematic type.

DESCRIPTION OF BASIC DISPLAY

Fig. 3 shows a simple cell consisting of two glass plates separated by insulating spacers which also serve to retain the liquid in the sandwich. The inside surfaces of the glass are coated with transparent conducting electrodes. The Siemens AF25250 is an example of such a simple cell.

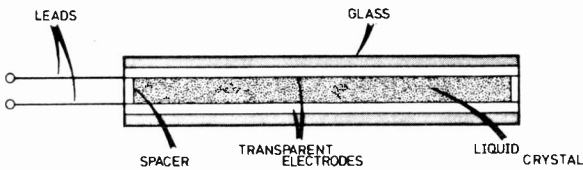


Fig. 3. Simple liquid crystal cell in section

Typical dimensions for a working cell would use glass 2 or 3mm thick with an extremely thin conducting layer on its surface. The thickness of the liquid crystal material in the sandwich between the two glass plates will be in the range of about 6 to 25 μ m depending upon the application.

At this stage another property of the liquid crystal molecules which make up the nematic liquid crystal material must be introduced. This is that the individual molecules in the cell also have electrical dipole axes which are at 90 degrees to the molecule axis. This is shown diagrammatically in Fig. 4.

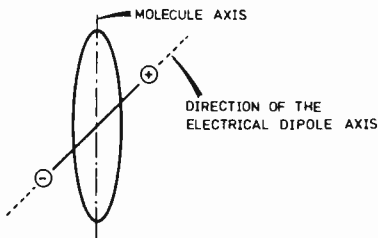
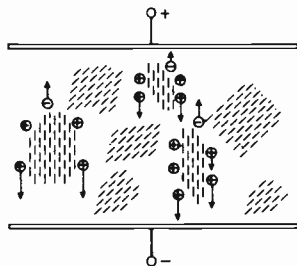


Fig. 4. Molecule and dipole axes

Fig. 5. What happens in the cell when a voltage is applied



We now have to consider what happens when a potential is applied across a cell. Fig 5 is a simplified representation of what in reality is a very complex interaction of conflicting forces in the cell.

Because the individual molecules are all individual dipoles when a potential is applied the molecules are turned at right angles to the field so that their dipoles lie in line with the field. However, things are not as simple as this and free ions present in

the liquid start to migrate to the electrodes with the result that in the liquid they locally neutralise the electrical field set up by the electrodes. This then allows local groups of molecules to return to their perpendicular state.

This flow of ions and the resulting turbulence in the liquid is what gives us the practical applications of liquid crystal materials.

REFRACTION

Now it will be remembered that earlier on we referred to the property of liquid crystal materials known as the anisotropic liquid state. In this condition the liquid has different refractive indices depending on the direction in which light passes through it.

A beam of light passing through the turbulent liquid in the cell of Fig 3 encounters local differences in refractive index because of the different orientations of the different groups of molecules and hence is randomly scattered. This scattering of the light beam leads to the milky or "ground glass" appearance of the material when a potential is applied to it.

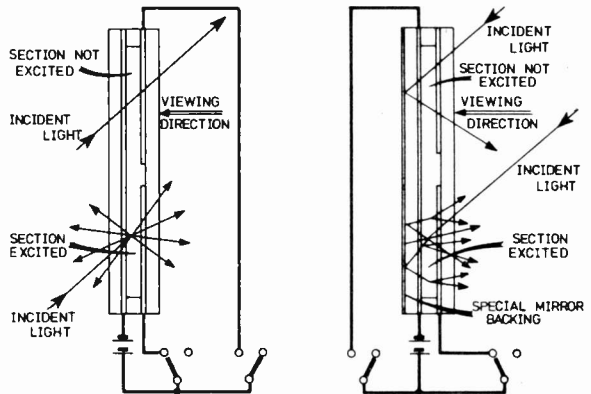


Fig. 6. Two types of display. From the left: transmissive and reflective

TYPES OF DISPLAY

There are two basic types of display. Those that operate by transmitted light and those which operate by reflected light.

Fig. 6 left shows a cell designed for use by transmitted light. It is shown with two separate conducting sections. One without voltage applied which allows the light to pass straight through it without scattering. The end of the cell which has been activated by the application of a voltage causes the light entering it to be scattered.

Similarly Fig. 6 right shows the operation of a cell designed to operate by reflected light. These cells have integral mirrors which are preferably designed so that they do not give direct reflections of objects and light sources in front of them. The reflective type of display is particularly attractive for use in battery powered equipment as no internal light source is required.

TYPICAL DISPLAYS

Fig. 7 shows a typical seven bar display which can be a single unit on a panel such as the Siemens AN1301 or a unit in a row of units on one panel such as the Siemens AN4131. A particular digit is displayed by applying a potential between the required bars on one glass plate (usually the front) and the other glass plate which will normally be a common electrode to all the bars.

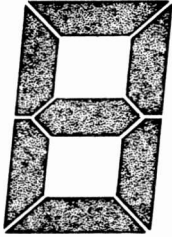


Fig. 7. Typical seven bar digit

A potential of about 0.5V per μm is required to initiate the onset of the milky effect in the liquid crystal material. The cloudiness becomes more intense and reaches a saturation level at about 5V per μm . Fig. 8 shows how the milky or contrast ratio increases with applied voltage for a typical display.

The electrical power consumed by typical displays is only in the order of $100\mu\text{W}/\text{cm}^2$ of character area. To quote a practical example the AN4131 display referred to above will take about $2\mu\text{A}$ per bar of the display at an operating voltage of 25 volts peak (50 volts peak to peak).

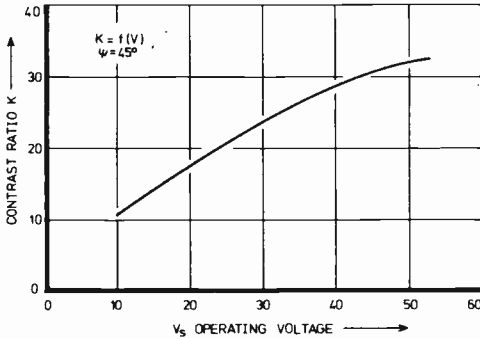


Fig. 8. Effect of voltage on contrast ratio

TYPICAL APPLICATIONS

Typical applications for liquid crystal displays are:

1. Portable equipment where low power consumption is essential.
2. For information display in situations requiring low power, intrinsically safe circuits (circuits in which voltages and currents are limited to values below which they are capable of producing an explosion initiating spark).

3. Aircraft, car and similar situations in which varying light conditions make other forms of display unsuitable. A major advantage of liquid crystal displays over other forms of display is that when using either transmissive or reflective displays an external light source however bright will not mask the display. This is because the display works by scattering light and a bright external source of light such as sunlight will automatically give a bright display.
4. Coloured displays are possible by use of coloured light sources or coloured filters.
5. Direct interface with MOS and COS/MOS integrated circuits.
6. Digital instruments, cash registers, calculators clocks.
7. Analogue displays such as thermometer strips in which successive elements are activated. These have applications in temperature instruments, speedometers and tuning dials.

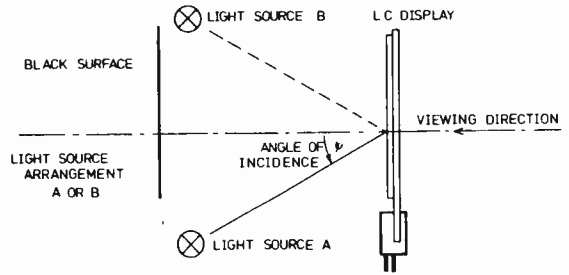


Fig. 9. A typical viewing arrangement for viewing a transmission display

A typical arrangement for viewing a transmission display is shown in Fig. 9. In this it will be noted that the light source is located outside the field of view of the user and that a matt black background is used.

METHOD OF OPERATING DISPLAYS

A brief mention must be made here about the way in which the displays are operated. In the examples given earlier d.c. circuits were implied or shown for simplicity of explanation.

In practice crystal displays of the types considered here should always be operated with a.c. as d.c. across the cells will polarise them and seriously shorten their operational lives.

To run the displays on a.c. a sinusoidal supply as such is not essential. It is only necessary for the display to "see" a.c. This is usually arranged to be a square wave a.c. as this is both easy to produce and gives the most efficient form of drive. ★



BATTERY CHARGER

BY J.N. WATT

ADVANCES in the design of battery chargers have been minimal since their introduction many years ago. Modern components have helped to reduce the size and to increase the reliability but otherwise no significant improvements have been made.

The design presented here seeks to bring the humble charger up to date.

CONVENTIONAL CHARGER

First consider the conventional battery charger of Fig. 1. A more basic circuit could not be imagined. However, there are a number of drawbacks.

For example, if the output leads should be wrongly connected to a battery to be charged, that is changed over positive for negative, a heavy short circuit current will flow. This can occur even with the charger switched off if there is no switch in the output lines as here.

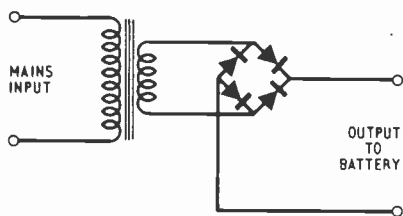


Fig. 1. A conventional battery charger circuit

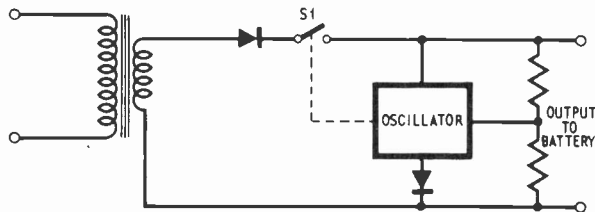


Fig. 2. Circuit of the basic concept used in the new battery charger

Although a fuse, if included, can give a measure of protection, replacement of this item is tedious and some damage can often occur due to heavy surge currents flowing before the fuse blows.

If the output leads of the charger become connected together while the unit is switched on, then once again a short circuit current will flow, and previous remarks concerning fuse protection apply here also.

Lastly, a simple charger will carry on charging after the battery is fully charged, leading to excessive gassing and perhaps battery damage.

A FRESH LOOK

The charger design presented here incorporates reverse connection and output short circuit protection, and cuts the charging rate down heavily when the battery reaches its fully charged potential.

In this way an unskilled person can connect up the charger to the battery without danger and it will not matter if, for example, the charger is inadvertently left connected all night when perhaps only a few hours charge was required.

THE SYSTEM

The block diagram of Fig. 2 shows the new charger in principle whilst Fig. 3 shows the full circuit diagram.

In Fig. 2 a switch S1 is operated in time with the output of an oscillator which is itself controlled by the voltage at the tap on a potential divider connected across the battery to be charged. Power to the oscillator is fed via a diode. The switch, when closed, connects the output of the transformer secondary, via a rectifier, to the battery under charge.

Until a battery is connected with the correct polarity to the output terminals, the oscillator will not run and the switch will remain open so that no charging takes place. Charging starts when a partially discharged battery is correctly connected to the output terminals, and stops when the correct battery voltage is reached by switching off the oscillator.

In fact, two silicon controlled rectifiers CSR1 and 2 are used for the switch, and these, together with two diodes D1 and D2 also form a bridge rectifier as in Fig. 3.

With the mains applied but no battery connected, CSR1 and 2 are unable to conduct as long as no triggering voltage is fed to their gates. Without CSR1 and 2 conducting, the remainder of the circuit is unable to provide any triggering potentials.

BATTERY CONNECTION

This apparent stalemate is circumvented by introducing a battery at the output terminals.

A partially discharged battery of correctly connected polarity is required to bring the unit to life. Whilst it might be thought that this is a drawback as a completely flat battery can apparently not be re-charged with this charger, a completely flat battery occurs very rarely indeed. Even if a vehicle's lights have been accidentally left switched on for a day or so, so that there is apparently no output from the battery, removing the load and allowing a period for the battery to recover usually results in there being sufficient output to switch the charger on in the way to be described.

In addition, a simple modification will be described which enables conventional charging to be done.

CIRCUIT OPERATION

As soon as positive battery volts appear at the supply rail, diode D6 conducts. If the battery is connected reversed then D6 does not conduct and the unit remains dormant. With D6 conducting, C3 charges through R7 and within a few milliseconds the voltage at TR3 emitter exceeds the voltage at the slider of VR1.

Both TR3 and TR4 then conduct very heavily, discharging C3 through R10 thus giving a short positive pulse at the bases of TR2 and TR1. These

latter are connected as emitter-followers and so convert the pulses to a suitable low impedance for driving CSR1 and CSR2 gates. They also provide isolation between the gates.

A positive pulse at a CSR gate converts it to a conducting state. Thus, the bridge network, consisting of D1, D2, CSR1 and CSR2 becomes fully conducting and current passes to the battery for the remainder of the mains half-cycle.

As soon as C3 discharges, it starts to recharge again through R7 and soon another output pulse is generated. This has no effect whilst the CSRs are already conducting, but at the end of each mains half-cycle they revert to a blocking state as the supply voltage is passing through zero. Consequently, fresh pulses are required early in each mains half-cycle and these the unit generates at a rate of about 1.4 kHz, so keeping the CSRs conducting as required.

Eventually with rising battery voltage the voltage at TR3 emitter balances that at VR1 slider because of the action of the Zener diode D5 which limits the voltage to which C3 charges to 10 V.

Thus TR3 and TR4 do not conduct, no pulse output is generated and the two CSRs are not triggered into condition. Charging ceases at a voltage determined by the setting of VR1.

As soon as charging stops the battery voltage will momentarily fall and charging will re-start only to be stopped again by the mechanism described. This leads to the charger giving a trickle charge of less than 1A, which causes no overcharging while at the same time ensuring that the battery is maintained in a fully charged condition.

The two resistors R1 and R2 provide an external d.c. connection from CSR gate to cathode to ensure reliable triggering. Diodes D3 and D4 prevent any spurious negative pulses from being applied to the gates which could otherwise lead to device destruction.

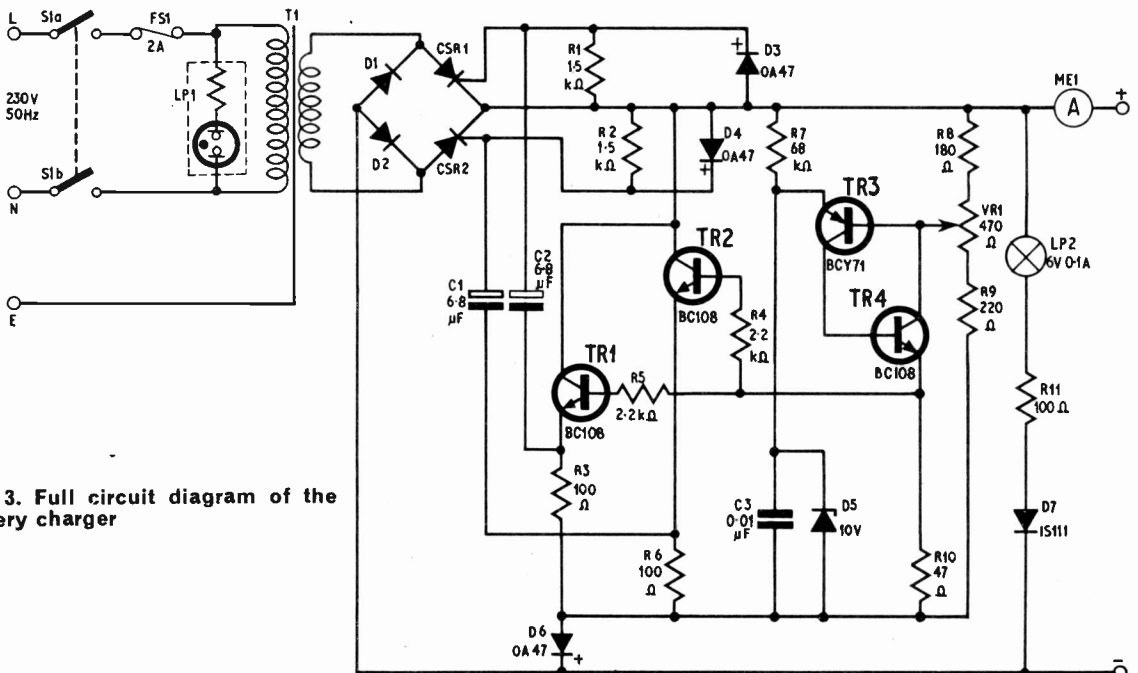



Fig. 3. Full circuit diagram of the battery charger



Resistors

| | | | |
|----|---------------|-----|---------------------------|
| R1 | 1.5k Ω | R8 | 180 Ω |
| R2 | 1.5k Ω | R9 | 220 Ω |
| R3 | 100 Ω | R10 | 47 Ω |
| R4 | 2.2k Ω | R11 | 100 Ω 3W wirewound |
| R5 | 2.2k Ω | R12 | 1k Ω |
| R6 | 100 Ω | R13 | 1k Ω |
| R7 | 68k Ω | | |

All $\frac{1}{4}$ W, 5% unless otherwise stated.

Potentiometers

VR1 470 Ω

Capacitors

| | |
|----|-------------------------------|
| C1 | 6.8 μ F, 16V electrolytic |
| C2 | 6.8 μ F, 16V electrolytic |
| C3 | 0.01 μ F |

Diodes

| | |
|------|------------------------------------------------------------------|
| D1 | 50V, 3A rectifier type |
| D2 | 50V, 3A rectifier type |
| D3 | OA47 |
| D4 | OA47 |
| D5 | 10V Zener 400mW (BZY88 C10, 10V version, BZY88 C12, 12V version) |
| D6 | OA47 |
| D7 | 1S111 |
| CSR1 | 50V, 3A type |
| CSR2 | 50V, 3A type |

Transistors

| | |
|-----|-------|
| TR1 | BC108 |
| TR2 | BC108 |
| TR3 | BCY71 |
| TR4 | BC108 |

Switches

| | |
|----|--------------------|
| S1 | DPST mains switch |
| S2 | DPST on-off switch |

Miscellaneous

| | |
|-----|-----------------------------------------------------------|
| T1 | Mains transformer, 4A charger type (Douglas MT5 AT suits) |
| ME1 | 0-5A meter as available |
| LP1 | Mains indicator with holder |
| LP2 | 6.3V, 0.1A, with holder |

Case, terminals, Veroboard, 0.15 or 0.1in pitch depending on type of VR1 selected. Heatsinks to suit CSRs 1 and 2 and diodes D1 and D2. Knob, fuseholder for FS1, 5A wire and other to suit.

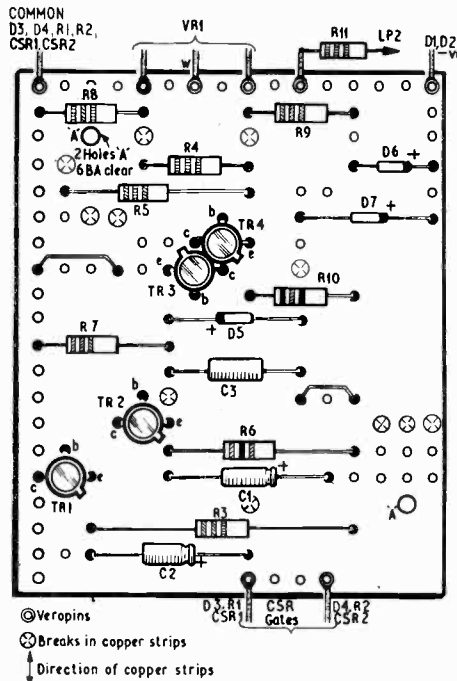


Fig. 4. Veroboard and component layout for the battery charger

The lamp LP2 lights whenever a battery is connected with correct polarity. If the battery is connected in reverse the diode D7 is reverse biased and no current flows. In the prototype, a 6V lamp of 0.1A rating was employed, together with an appropriate resistor acting as a voltage dropper. This mode of operation is preferable to the use of a 12V lamp connected directly since a nominal 12V battery on charge can reach over 14V and this could lead to shortened lamp life. Here, the value of R11 is chosen to apply no more than 6V to the lamp with a 14V supply.


An ammeter ME1, scaled 0-5A, is connected in series with the positive output. The use of this is really optional. In the prototype, the cheapest to be found was employed for the meter is at best required only to give an approximate indication of the level of charging current, and to show that the unit really is charging.

CONSTRUCTION

Constructional details follow a conventional pattern. A suitable housing for the charger is a metal case (see parts list) measuring 6 $\frac{1}{2}$ in. \times 5in. \times 4 $\frac{1}{2}$ in. If readers prefer to employ an alternative, then it is suggested that this should be no smaller than that used here to avoid possible cramping and heating problems.

PRECAUTIONS

Make certain that all mounting holes for diodes and CSRs are free of burrs which could puncture any mica insulation used when mounting to heat sinks.



Photograph showing the layout of the components within the case

In the prototype the diodes were mounted using p.t.f.e. washers and two mica washers supplied, and each CSR was mounted on its own individual heat sink. These were insulated, using one mica washer and two insulating bushes on each CSR.

If available, a light smear of silicone grease should be applied to either side of each mica washer before tightening up. This ensures better thermal contact.

Before proceeding further use an ohmmeter to check that there is no electrical contact between heat sink and any part of the diodes and CSRs.

When the appropriate components have been located on the Veroboard layout of Fig. 4, this latter should be mounted on the diode heat sink and both large sinks are then fixed down to the case bottom, again using silicone grease at metal-to-metal joints for best thermal contact.

All wires that are to carry output current must be of at least 5A rating. Wires to the Veroboard and the indicator lamp can be lighter gauge if found convenient.

TESTING

When wiring up and assembly are finished, testing can be carried out. Two precautions are worth taking at this stage. An "automobile" type fuseholder fitted with a 5A fuse should be included in one of the leads to the battery to guard against accidental short circuits of the battery when the leads are disconnected from the charger. It is probably worth leaving this fuse in circuit during later use.


The second precaution need be included only during initial testing. Quite simply—it consists of a 12V bulb of 2A or similar rating, connected temporarily in one output lead. Thus the greatest current that can flow in any circumstances, even with faults present will be the current appropriate to the bulb selected.

Connect a 12V car battery to the charger observing polarity. The indicator lamp should light. Now switch on the mains supply to the charger and advance the setting of VR1. A charge, at a rate depending on the actual transformer employed, the state of the battery and the setting of VR1, will be indicated.

Back off the setting of VR1. The charge rate will fall, and further slight rotation will cause it to cease altogether. The actual setting of VR1 must be found by experiment. If a fully charged battery is to hand, set VR1 so that a small, trickle charge flows. Otherwise, set VR1 to give a charge in the range 2A to 4A and monitor the rate over a period of a few hours. When the battery is gassing freely, re-set VR1, again to give a trickle charge.

Some additional slight re-adjustment of VR1 setting may be called for, but experience will soon dictate this.

After some hours of supplying an output of 2A or more, the heat sinks will be warm to the touch and so too will the bottom of the case to which they are bolted. Accordingly, ensure that nothing obstructs the free flow of air through the holes in the rear panel.



COMPONENTS

The rectifier diodes and CSRs employed in the prototype were obtained as "50V, 3A" devices. Alternatives of similar rating may have different physical characteristics, e.g. the CSRs may be stud mounting, but will probably prove to be suitable since the circuit shown is very tolerant of component variations.

It is suggested that all major components be obtained before drilling any holes.

The Zener diode D5 specified is rated at 10V but a 12V type was also found to function satisfactorily, although resulting in a different setting of VR1. It was noted that R7 could be any value from about 33k Ω to 100k Ω and that a C3 of twice the value, i.e. 0.02 μ F functioned adequately.

The use of such variations is left to constructors of an experimental turn of mind; others should employ the values given.

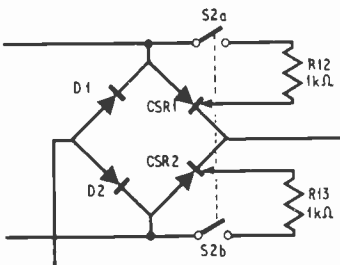


Fig. 5. Alternative wiring to compensate for a completely flat battery

THE FLAT BATTERY

The possibility of a completely flat battery being unable to activate the charger's circuitry was mentioned earlier.

Accordingly, the modification shown in Fig. 5 is suggested. The resistors R12 and R13 provide sufficient gate current to the CSRs to cause them to conduct without the presence of gating pulses. Consequently, charging takes place regardless of the state of the battery and the setting of VR1, when the switch S2 is closed.

The switch S2 should be opened to return the charger to normal operation as soon as possible.

Constructors may find that the initial charging period includes a time during which the charge-rate fluctuates fairly violently. Where this has happened it has died out after a short time and in any case appears to be a function of the state of charge of the battery and also is physical condition. ★

INGENUITY UNLIMITED

A selection of readers' suggested circuits. It should be emphasised that these designs have not been proven by us. They will at any rate stimulate further thought. This is YOUR page and any idea published will be awarded payment according to its merits.

VOLTAGE CONTROLLED SELECTIVE AMPLIFIER

THE unit shown in Fig. 1 was constructed with the P.E. Synthesiser in mind. It provides a versatile Wha-Wha effect in conjunction with the synthesiser and keyboard.

The filter can be described as bandpass, suitably modified for voltage control. If used in conjunction with the envelope shaper some unusual effects can be obtained.

VR3, 1M Ω , is a gain (bandwidth) control and the user will discover that this provides interesting results in manipulation. VR2 is a skeleton preset and to set this up VR1 should be set to maximum whilst listening to the filter output with either headphones or an amplifier. VR2 is adjusted so that the output whistle is at its highest frequency, and then is backed off slightly.

N. Campbell,
Lee Park, Liverpool.

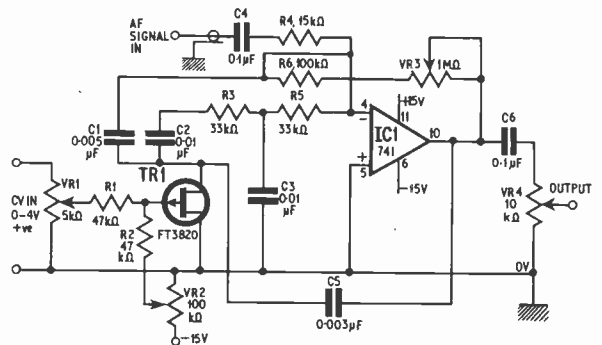
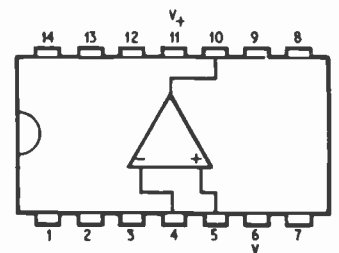
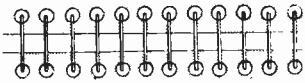



Fig. 1. Circuit diagram for the Waa Waa effects unit. The i.c. pin connections are shown on the right





INDUSTRY NOTEBOOK

By NEXUS



MICROWAVES

Now when it comes to microwave technology this really is one of the black arts. All that wave-guide plumbing and strip-line circuitry, the exotic vacuum glass-ware, the strangely named solid state devices, the newest associated developments such as surface acoustic waves, the exciting application such as satellite communications, the secretive ones such as electronic warfare, not to mention culinary ones such as microwave ovens, are now adding up to a sizeable industry though as yet fragmented. On a world scale the business in microwave parts of complete systems is running at about £1,000 million and employs some 50,000 qualified engineers.

But again there are signs of greater togetherness emerging from international conventions and exhibitions. The world's biggest ever microwave get-together is at Montreux next September and while in Switzerland recently, I had the opportunity of a long chat at the Federal Polytechnic, Lausanne, with Professor Freddy Gardiol who is Chairman of the "Microwave '74" Conference which, although the fourth in a European series, is the first one to have a full-scale commercial exhibition grafted on to it.

The new innovation has caused some controversy in academic circles but Gardiol, now an academic himself but with plenty of industrial experience in the United States (during which he got a master's degree from the famous M.I.T.) is unrepentant. He believes in the highest level of University/Industry interface and full-blooded co-operation.

As chairman of the conference he guides the programme selection

committee and it is clear that "Microwave '74", while in no way neglecting the more academic aspects of the technology, will have a fine selection of down-to-earth practical applications papers plus a potent hardware exhibition where delegates can see and handle the latest developments as well as merely talking about them.

Sitting in Gardiol's office a hundred metres from the shore of Lake Geneva I could see, looking out of the window into the grounds of the Polytechnic, a beautifully constructed test track for linear motors on which the Electrical Department is conducting much research. Gardiol, as well as teaching, leads a microwave research team investigating loaded wave-guides, microstrip circuits and industrial applications of microwave technology. His team of seven workers come from five different countries in three continents, an example to us all in our world of conflict. He is also a conservationist, being a member of the Swiss League for the Protection of Nature and of the World Wildlife Fund.

SET-BACK

Britain's *Skynet II* military comsat didn't get into earth orbit properly, let alone arrive at its designated position in outer space. There was a fault in the second stage firing of the *Delta* launcher from the Eastern Test Range at Cape Canaveral.

It was really tough luck for the dedicated team of Marconi men who built the satellite under a Ministry of Defence contract at Marconi Space and Defence Systems Ltd. works at Portsmouth. I have seen such satellites being built and tested. No human child has more loving care, no parents are more proud of their progeny, and no nursery is so immaculately clean as the air-filtered final assembly bay.

But there was a crumb of comfort for the designers and craftsmen involved. After six days of being "lost", a tracking station in the Pacific picked up strong telemetry signals which showed that the *Skynet* on-board systems were still functioning despite the 60G forces and overheating imposed by the faulty launch.

The satellite was now in a severely elliptical orbit, only 65 miles from earth at perigee. An attempt to fire the on-board apogee boost motor to get the satellite well clear of the earth's atmosphere failed because although the motor fired successfully the attitude of the spacecraft was wrong and it descended even lower and is presumed burnt up in the atmosphere.

The programme is now delayed some months but a second flight model is nearing completion and will be launched, one hopes with better success, later in the year. Nevertheless, the failure of the launch vehicle was a bitter blow to all concerned.

But off-setting the bad news of *Skynet II*, Marconi Space and Defence Systems has won important new contracts for radar "blindfire" trackers for the British Rapier surface-to-air missile. Rapier, produced by British Aircraft Corporation, is a huge success story with over £200 million worth of orders, half of this for export. Sharing in the bonanza for electronic sub-contracts are Decca Radar (primary radar and command link) and Cossor Electronics (IFF system).

Why big exports of weapons systems are desirable (though in many people's eyes deplorable) is the extremely high export value for a very low import content, even more important with today's high commodity values for Britain's balance of payments.

AEROSPACE STILL TOPS

Rapier, of course, is still only one product in a whole range of British aerospace projects which are doing well. Redifon has taken £9 million of orders for flight simulators from Japan, China and Singapore alone within the past twelve months.

Plessey has £7 million of orders in hand for navigation aids and has formed a completely new business for this sector under the management of Stan Kyte, an old hand in Plessey Radar who joined the company from Decca in 1965. One of Kyte's new activities in Plessey Nav aids will be selling air-field electrical and electronic packages which average £4 million a shot. Nice work if you can get it!

Then there's the Multi-Role Combat Aircraft (MRCA) with nine prototypes readying for flight test. This huge multinational project with its on-board electronics complexes and ground support equipment will keep many a factory busy in the years ahead.

THAT THREE DAY WEEK

My own researches last January and February showed the electronics industry as ingenious in keeping production going as in the design and execution of its products.

I can report practically no loss of production and where some people were laid off it was shortage of components, not of power, that did the damage.


Congratulations to all these wonderful assembly workers who buckled to in difficult, sometimes uncomfortable conditions!

MANUFACTURERS OF ELECTRONIC AND AMPLIFICATION EQUIPMENT
SPECIALISTS IN QUALITY TRANSISTOR EQUIPMENT
OPEN 6 DAYS A WEEK. 9.00 a.m.-6.00 p.m.



TRANSISTOR UNIVERSAL
AMPLIFICATION COMPANY LTD.
DEPT. E
163 MITCHAM ROAD, LONDON SW17 9PG
01-672 3137/9080

TUAC POWER MODULES



- | | |
|----------------------------------------------|---------------------------------------------------------------------------------------------------------------------------------------------------------------------------------------------------------------------------|
| TP125 illustrated £15.25 | ★ 125 watts RMS continuous sine wave output ★ 4 RCA 150 watt 15 amp output transistors ★ Special layer wound driver transformer ★ Short, open, and thermal overload protection ★ Compact size: 7 x 6½ x 3 in. |
| TL100 £11.50 | ★ 100 watts RMS sine wave ★ 2 RCA 15 amp output transistors ★ Rugged transformer driver ★ Full thermal overload protection ★ Compact size: 5 x 5 x 3 in. |
| TL60 £9.75 | ★ 60 watts RMS sine wave ★ RCA 115 watt output transistors ★ Only six connections to make ★ Same size as TL100 |
| TL30 £7.50 | ★ 30 watts RMS sine wave ★ Rugged transformer driver ★ Short, open and thermal overload protection ★ 2 RCA output transistors |

Power supplies vacuum impregnated Transformers with supply board incorporating stabilised pre-amp supply:

| | |
|---------------------------------|-------|
| PS 125 ± 50 volts for one TP125 | £8.75 |
| PS 100 ± 45 volts for one TL100 | £8.00 |
| PS 60 ± 40 volts for one TL60 | £6.75 |
| PS 30 ± 50 volts for one TL30 | £4.50 |
| PSU 2 for supplying disco mixer | £3.50 |

Specification on all four power modules:

All output power ratings ± 1dB. Output impedance 8-15 ohms. THD at full power 1% typically 0.5%. Input sensitivity 60mV into 10kΩ. Frequency response 10Hz-25kHz ± 2dB. Hum and noise better than -75dB.

ALL PRICES INCLUDE V.A.T. AND POSTAGE AND PACKING ACCESS & BARCLAY CARDS ACCEPTED, JUST SEND US YOUR NUMBER. H.P. ARRANGED THROUGH PAYBONDS.

4-STATION INTERCOM



£13.95

Solve your communication problems with this 4-Station Transistor Intercom system (1 Master and 3 Subs), in robust plastic cabinets for desk or wall mounting. Call/talk/listen from Master to Subs and Subs to Master. Ideally suitable for Business, Surgery, Schools, Hospital, Office and Home. Operates on one 9V battery. On/off switch. Volume control. Complete with 3 connecting wires each 66ft and other accessories. P. & P. 47p.

MAINS INTERCOM (new model)
No batteries—no wires. Just plug in the mains for instant two-way, loud and clear communication. On/off switch and volume control with lock system. Price **£22.95** per pair. P. & P. 60p extra.

INTERCOM/BABY ALARM



£6.50

Same as 4-Station Intercom for two-way instant communication. Ideal as Baby Alarm and Door Phone. Complete with 66ft connecting wire. Complete with battery. P. & P. 35p.



£4.95

Why not boost business efficiency with this incredible De-Luxe Telephone Amplifier. Take down long telephone messages or converse without holding the handset. A useful office aid. On/off switch. Volume control. Complete with battery. P. & P. 27p. Full price refunded if not satisfied in 7 days.

WEST LONDON DIRECT SUPPLIES (PE/5)
169 KENSINGTON HIGH STREET, LONDON, W.8

OSMABET LTD.

We make transformers amongst other things.

AUTO TRANSFORMERS, 110/200/220/240V.
30W, £1.70; 50W, £2.40; 75W, £2.85; 100W, £3.80; 500W, £10.80; 750W, £14.25; 1000W, £18.00, etc.

LOW VOLTAGE TRANSFORMERS
Prim. 200/240V a.c. 6.3V 1.5A, £1.20; 3A, £1.50; 6A, £2.55; 12V 1.5A, £1.50; 3A, £2.55; 6A CT, £2.40; 18V 1.5A CT, £2.55; 24V 1.5A CT, £2.65; 3A CT, £2.45; 5A, £2.80; 8A, £7.35; 12A, £10.85; 40V 3A CT, £4.50; 50V 6A CT, £13.50; 25V 2A+25V 2A, £4.80; 12V 4A+12V 4A, £4.80.

LT TRANSFORMERS TAPPED SEC. Prim. 200/240V 0-25A or 20-0-20V 0-15A, £1.65 each; 9-0-9V 1A, £1.85; 12-0-12V 1A or 20-0-20V 0.75A, £1.50 each.

MAINS TRANSFORMERS
Prim. 200/240V a.c. TX6 sec., 425-0-425 500 Ma, 6.3V CT 6A, 6.3V CT 6A, 0-5-6.3V 3A, £10.50; TX1 425-0-425V 250 Ma, 6.3V CT 4A, 6.3V CT 4A, 0-5-6.3V 3A, £9.75; MT3 Prim. 0-110-240V sec. 250V 100 Ma, 6.3V 2A, £25.70.

O/P TRANSFORMERS FOR POWER AMPLIFIERS
P.P. sec, tapped 3-8-15ohms, A-A 6-6KΩ 30W, £5.70; A-A 3KΩ 50W, £9.00; 100W (EL34 KT88, etc.), £15.75; tapped Multi O/P 10W £3.

G.E.C. MANUAL OF POWER AMPLIFIERS
Covering valve amplifiers of 30W to 400W 35p.

LOUDSPEAKERS FOR AMPLIFIERS
BAKER 25W, £7.80; 35W, £8.40; HI-FI Major Module 20W w/tweeter Xover, £11.80; Baker speaker lists: FANE 50W, £10.50; 60W, £13.50; HI-FI speakers, EMI bass 13x8in 3 or 15Ω, £2.00; 2in 8Ω, £1.15; 7x4in 15Ω, £1.60; 8x3in 3, 8, 15, 25 or 80Ω, £1.75 each.

LOUDSPEAKERS
2½in 8, 16 or 75Ω, 2½in 8 or 25Ω, 2½in 80Ω, 3in 3, 8, 25 or 35Ω, 3½in 8, 15 or 80Ω 80p each; 5in 3, 8 or 25Ω, 5x3in 3 or 8Ω, £1.05; 7x4in 3 or 15Ω, 6½in 3Ω, 8x2½in 3Ω, £1.25; 10x6in 3Ω, £1.50.

SPEAKER MATCHING TRANSFORMERS
12V 3 to 8 or 15Ω up or down £1.30

"INSTANT" BULK TAPE/CASSETTE ERASER
Instant erasure, tape spoons, cassettes, demagnetises tape heads. 200/240V a.c. £3.25.

RELAYS, SUB-MINIATURE
15, 20 or 30V d.c. 2A 0.5-50p each.

12V d.c. FLUORESCENT LIGHTING
Silicon transistor inverter for 20W tube, £5.75.

TAPE RECORDER MOTORS
New, Blowers, fans, etc., 110V a.c. 50p.

Carriage and VAT on all orders.

S.A.E. ENQUIRIES-LISTS, MAIL ORDER ONLY
46 Kenilworth Road, Edgware, Middx. HA8 8YQ
Tel. 01-858 9314

A DEXTER DIMMASWITCH

ALLOWS COMPLETE



LIGHTING CONTROL

The DEXTER DIMMASWITCH is an attractive Dimma unit which simply replaces the normal light switch. It is available as a complete "ready to install" unit or "simple to assemble" kit. Two models are available controlling up to 300W or 600W of all lights, except fluorescents, at mains 200-250V, 50Hz. All DEXTER DIMMASWITCH models have built-in radio interference suppression.

600 watt £3.52 Kit form £2.97
300 watt £2.97 Kit form £2.42

All plus 12p post and packing
Prices include VAT. Please send c.w.o. to:

DEXTER & COMPANY

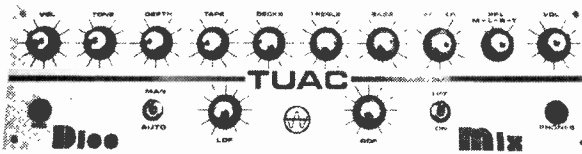
1 ULVER HOUSE
19 KING STREET
CHESTER CH1 2AH
Tel: 0244-25883

AS SUPPLIED
TO H.M. GOVERNMENT
DEPARTMENTS, HOSPITALS,
LOCAL AUTHORITIES,
ETC.

MANUFACTURERS OF ELECTRONIC AND AMPLIFICATION EQUIPMENT
SPECIALISTS IN QUALITY TRANSISTOR EQUIPMENT
OPEN 6 DAYS A WEEK, 9.00 a.m.-6.00 p.m.



TRANSISTOR UNIVERSAL
AMPLIFICATION COMPANY LTD.
DEPT. E
163 MITCHAM ROAD, LONDON SW17 9PG
01-672 3137/9080



TUAC DISCOTHEQUE MIXER WITH AUTO FADE
Designed for the discerning D.J. of professional standard.

£25.50

Offering a vast variety of functions.
Controls: Mic Vol, Tone, Over-ride depth, Auto Manual Sw, Tape Vol, L & R Deck Faders, Deck Volume, Treb. & Bass, H. Phon Vol, Selector, Master Vol, on/off sw.
Max. output 1V RMS. Specification.
PANEL SIZE 18 x 4½in. DEPTH 3in.


POWER SUPPLY £3.50

NEW! 3 channel Light Modulator

- ★ 1,000 watts per channel
- ★ Operates from ½ watt to 100 watts
- ★ Full wave control
- ★ Fully fused and suppressed
- ★ 12 easy connections

£17.25

Single channel version £6.50



ALL PRICES INCLUDE V.A.T. AND POSTAGE AND PACKING
ACCESS & BARCLAY CARDS ACCEPTED, JUST SEND US YOUR NUMBER. H.P. ARRANGED THROUGH PAYBONDS.

TO SPARK YOUR IMAGINATION!
the **SPARKRITE** Mk II
Electronic Ignition Kit
only **£11.62**

NEW

Kit comprises EVERYTHING
Case, cables, coil connectors,
Silicon grease,
8 page instruction leaflet.

Fascinating to build Fantastic improvement to your car's performance. Complete Capacitive Discharge ignition system, fully proven, components fully guaranteed Printed circuit design All metalwork drilled ready Fitted to car in 15 minutes when built.

- Sustained peak performance.
- Up to 20% fuel saving.
- Instant all-weather starting. Faster acceleration, higher top speed.
- Suitable for all engines up to 8 cyls.
- Longer spark plug life.
- Longer battery life.
- Contact breaker burn eliminated.
- Purer exhaust gas emission.

A new development from the manufacturers of Gunton Ignition Price £11.62 inc V.A.T. and postage. (12 volt only State Pos. or Neg. earth). Ready built unit also available £14.85 inc. V.A.T. and postage **GUARANTEED 5 YEARS**

ORDER NOW—send P.O./Cheque direct to:
ELECTRONICS DESIGN ASSOCIATES, Dept. PE5
82 Bath St., Walsall WS1 3DE. Phone: 33652

FERRIC CHLORIDE
Anhydrous, 1lb spec in 1lb sealed packs. 1lb 50p (20p); 3lb. £1.20 (30p); 10lb. £3.50 (60p).

VERSATILE POWER UNIT
Contains mains transformer, 2A thermal cut-out and bridge rect. Will give 1.7V-10.5V output with 2 extra capacitors. Ideal for Nickel-Cad. battery chargers, 5V TTL supply, cassette or radio, etc. Brand new, British made, complete with information. **ONLY 75p (20p).**

AMPLIFIER UNIT
In fully screened case 5½in x 5in x 3½in. 2 GET116 on heat sink, 2 zeners, 3 pot cores, 4 transformers, 1 per cent R's & C's, 40 way tag-board and fuse. With circuit 65p (30p). 4 for £2 (65p). Quantity discount.

3W CASED AMPLIFIER
Polished wooden cabinet 14in x 13in x 9in, containing a sensitive (20µV) 4 valve amplifier with tone and volume controls, 3 watts output to the 7in x 4in 3Ω speaker. Also included is a non-standard tape deck. Supplied in good working condition with circuit. Mains operated £3 (£1 up to 200 miles, £1.25 over). Suitable cassette £1 (30p); spare head 30p; tape (ex-computer) 60p (20p); amplifier chassis, complete and tested (2 x ECC83, EL84, EZ80) plus speaker £2 (45p); motors 35p (30p).

71b BARGAIN PARCELS
Hundreds of new components—resistors, capacitors, pots, switches, plus PC boards with transistors and diodes, also crystals and loads of odds and ends. Amazing value at **£1.65 (40p).**

COMPONENT PACKS
500 asstd. resistors £1 (20p); 2,500 £4 (40p); 10,000 £12 (£1); 100,000 £80 plus carr. 150 poly. mica, ceramic cap. 60p (10p); 25 10X crystals £1 (30p).

COMPUTER PANELS
31b asstd. £1 (30p); 71b £2 (40p); 12 high quality boards with IC's, power transistors, trim pots, etc., £2 (30p); 100 ditto £12 (£1); pack of boards containing at least 500 components with at least 50 transistors, 60p (20p); panel with 20 2N2926 type transistors plus other parts 20p (10p); pack with 25 flat pack IC's (no info) 30p (10p).

NEW COMPONENTS
400V 5A SCR. 60p; 200V 40p; OC16 20p; OC45 8p; OCT1 8p; OC171 15p; 8FY18 12p; BCY72 8p; 741C 32p.
Trendata Keyboard. Computer data input terminal with display. Converts to IFO code. Brand new and boxed, less than 2 years' old and cost £650. No data available, so only £80 (£2). Send 10p for photo.

80 + 80 + 20µF 350V 10p; 10 75p (30p); 8µF 2,500V £2 (50p); 4µF 2,000V £1 (40p); 10µF 236V 40p (15p); 1Ω resistor 2V 4p; 10Ω 2V 10 for 25p; 100kΩ ½W 100 for 30p (10p); 4 pole 8 way yaxley switch 30p (8p); crystal + cats whisker 15p; 20kΩ 10 turn Colvern wirewound pot 75p (30p); miniature 50V ceramic plate caps 22pF-1,000pF 2p; heavy duty heat sink 6in x 5in x 3in with 2 power transistors 80p (30p); 230V fans 2,800 r.p.m. 6½in dia. blades complete with grille and mounting plate £2.50 (40p).

Scopes in stock for callers, ring for details. (VAT NOT INCLUDED, ADD 10% TO TOTAL.) Carriage in brackets; small parts 5p. S.A.E. list.

GREENWELD ELECTRONICS (PE2)
24 Goodhart Way, West Wickham, Kent. SHOPS AT: 21 Deptford Broadway, SE8 (Tel. 01-692 2009) and 38 Lower Addiscombe Road, Croydon.



Phantom Photos

Another off-beat subject which just fringes on ESP, in my opinion, concerns the existence of an "aura" around living things. The subject has been in dispute for centuries, and until comparatively recently only clairvoyant persons could be depended upon to detect it. Not any more, apparently.

In the 1950's some Russians claim to have discovered a way of photographing something which seems to resemble the so-called aura, or, as it might be termed, a living force-field. Claim, I say, because I am sure I have heard of earlier reports of the technique used in photography.

Ordinary film is placed on top of an insulating layer laid on a metal base plate. A volunteer's hand is then placed on another insulating layer. The bottom plate is connected to one pole of a high-voltage, high-frequency generator, and the other pole of this generator is connected to the subject's body. High-frequency energy is turned on in bursts.

All this is done in darkness, to avoid the film being exposed by any light from the room. The film is then developed in the normal way, and, if it is a negative, then prints are taken. The results are quite astounding. Details of the hand are shown up on the film, and curiously enough, the entire outline of the hand is surrounded by an over-exposed border which shows distinct "prickles" of concentrated exposure at certain points, e.g. around the finger tips. When colour film was used, the prickles appeared in different colours, depending on the temperament and mood of the subject.

Certain physicists at first thought this to be only an electrostatic concentration of electrical discharge, which might well be expected to take place around the edge of an object in such highly concentrated field conditions. Until, that is, the experiment was performed with a living leaf. Results with leaves

showed all types of detail, far greater than would be seen under lighted conditions. But they also revealed a very mysterious fact. A leaf with a clipped-out portion from one edge was exposed by the "electrography" method, as it is called. The result showed the over-exposed border, but this was unbroken at the point at which the piece of leaf *should* have been, were it intact! Under colour electrography, the area displayed red blotches, almost as if the wound had bled. . . .

The electrography experiments continue in Russia, where the technique is termed "Kirlian photography", after the discoverers. And in the United States, Dr Thelma Moss is engaged in similar researches. Strangely, her team obstinately use different voltages and frequencies from those used by the Russians. This seems strange, because in her reports, which I have read, she often uses these differences as a possible reason for her results not agreeing 100 per cent with the Russian findings.

I think both teams should be congratulated on their perseverance in a subject so frowned upon by people who, in my opinion, should know better. After all, a scientist is not supposed to know it all. His job is to find out more, and this is not achieved by a closed mind.

Psychokinesis

Research is going on into the field of paranormal phenomena in England too. One such experimenter is Benson Herbert, who is the man behind the Paraphysical Laboratory (or Paralab for short) near Downton, Wilts.

Recently, I was a close observer during a psychokinesis experiment (termed P.K.) in which a very gifted young lady set her mind to influence the falling of soluble crystals through a glass flask of water.

Two identical glass jars, similar to those used for boiled sweets in sweet shops, were filled almost completely with clean, cold water, and allowed to settle for some hours on the table on which they were to stay, undisturbed, until and during the experiment. Two small quantities of soluble crystals of "viride nitens" were made ready on creased pieces of paper and carefully handled just prior to the experiment. Note: Crystals of viride nitens are very poisonous, but were used because of their dark blue dye-like characteristics when dissolved in water.

A hardboard screen was erected between the two bottles, so that only one bottle could be seen by the "medium", the other bottle

acting as a control, with which any observed effect could be compared. The word "medium" is shown in quotation marks simply because it is not known that a spiritual medium is the only type of person who could perform the experiment satisfactorily, though Miss Suzanne Padfield, who did the concentrating of mind in this instance, is well known for her abilities to heal, and perform "psychometry" (detection of facts from the past history of inanimate objects by handling them . . . to be discussed in a future article in this series).

The medium sat in a chair such that she could see only one of the bottles, and two assistants carefully shook the crystals from the creased papers into the respective bottles simultaneously. The subject was asked to influence, by thought, the falling of the crystals in the bottle she was observing. The crystals took a minute or so to become sufficiently wetted to fall slowly through the water, when they left dark blue "smoke trails".

Both sets of crystals commenced their falling at about the same time, and both bottle tops were at eye-level, to avoid breath interference. On completion of the leading crystal's fall in Miss P's bottle, the trail could be seen to be prominently "S"-shaped, as viewed from behind the medium. The first trails in the "control" bottle were quite vertical. After some dozen trails had been noted in each bottle, and in each case these were straight in the control bottle and "S"-shaped in the other bottle, we took time to chat, during which time it was noticed that further falls of crystals in *both bottles* were quite vertical.

We then asked Miss P. to concentrate on "spreading" the falls of crystals in her bottle, which, for the next few minutes, she was able to do simply by concentrating on the bottle once more. Again the control bottle traces continued to be vertical. New trails were easily identified at all times by the expansion of earlier ones, rather like vapour trails in the sky.

Accounts of this experiment, and of many others conducted at the Paralab are published in the "Journal of Paraphysics", obtainable from the Paralab, Downton, Wilts.

The experimenter may care to try the experiment for himself. If so, it would be wise to use less-toxic crystals, e.g. potassium permanganate, which give a purple colour when dissolved in water.

Next month: More Experiments

...NEXT MONTH

M.P.G. METER

Know just how thirsty your car really is! Build this miles per gallon meter and keep your car fuel consumption under constant surveillance. Only suitable for cars with electric fuel pumps.

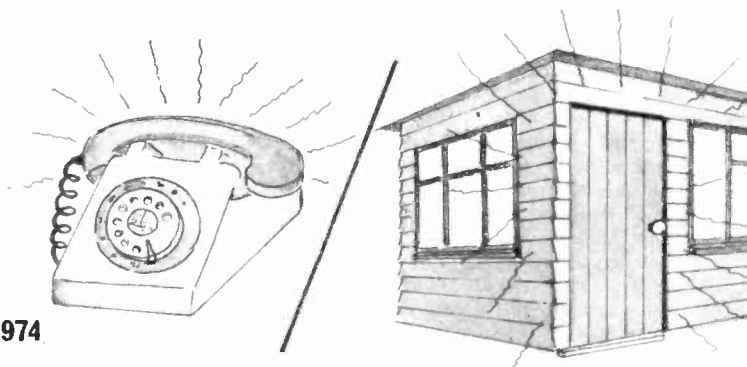


THEATRE CUEING LIGHT

We cannot guarantee actors will remember their lines, but at least they will know when to appear on stage. A very useful device for Amateur Dramatic Societies.



TELEBELL

A phone bell repeater—gives instant audible indication of a ringing bell anywhere you need it without wiring to a phone.



JUNE ISSUE ON SALE MAY 10, 1974

PRACTICAL ELECTRONICS



LIQUID CRYSTAL CLOCK

BY S. GARRETT

THIS month constructional details for the Crystal Clock are given complete with instructions for final testing.

CONSTRUCTION

All the circuitry, with the exception of the control buttons and switches, is built on a $3\frac{1}{2}$ in \times 5in 0.1in matrix Veroboard.

The first thing to do is make all the cuts in the strips on the reverse as shown in the component layout of Fig. 4. Do this with care, and double check before going any further. In fact, if enthusiasm tempts you to hurry along at this or any other of the construction stages, remind yourself that two of the components account for just on 90 per cent of the project's total cost, and both can be remarkably sensitive to constructional errors.

The 14-pin d.i.l. socket won't cause any problems in assembly but do be quite sure it goes in the right way round. IC2 is very sensitive indeed to reversal, and getting the socket the right way round is half the battle. The 40-pin socket for the clock chip can be quite tricky to fit. The big secret is making sure all the socket pins are quite straight before starting. Any that prove reluctant to go into the Veroboard holes should be gently coaxed into position with a very small screwdriver or something similar.

Do not, under any circumstances, put either i.c. into its socket at this point. This is especially true for the clock i.c. which should be put safely to one side until much later in the construction process.

NEON, RADIO AND ALARM WIRING

First, take two 10in lengths of wire of any two differing colours, twist them together, and solder into D50 and G50, following Fig. 4. These wires will eventually carry the mains to the pair of neons mounted behind the l.c.d. Twist another two 10in lengths and solder into P19 and P36. These will eventually go to the radio jack plug JK1 on the side of the clock case.

Now, take another two differently coloured 10 inch lengths, twist together, and solder into R14 and Z17. These will go to the crystal microphone insert serving as an alarm loudspeaker.

INPUT FUNCTIONS WIRING

The next stage concerns the preliminary wiring for the various display possibilities, and control of the alarm/snooze operation.

First, take eight differently coloured 12 inch lengths of wire and solder them into the board as described below.

Solder a brown wire into EE41; a red wire into CC41; a white wire into AA41; a pink wire into Y41; a purple wire into X41; a yellow wire into W41; a green wire into V41; and a blue wire into U41.

Check that these soldered positions correspond to pins 24, 26, 28, 30, 31, 32, 33 and 34 respectively.

If this is so, then these wires have become: brown—snooze input; red—alarm off input; white—

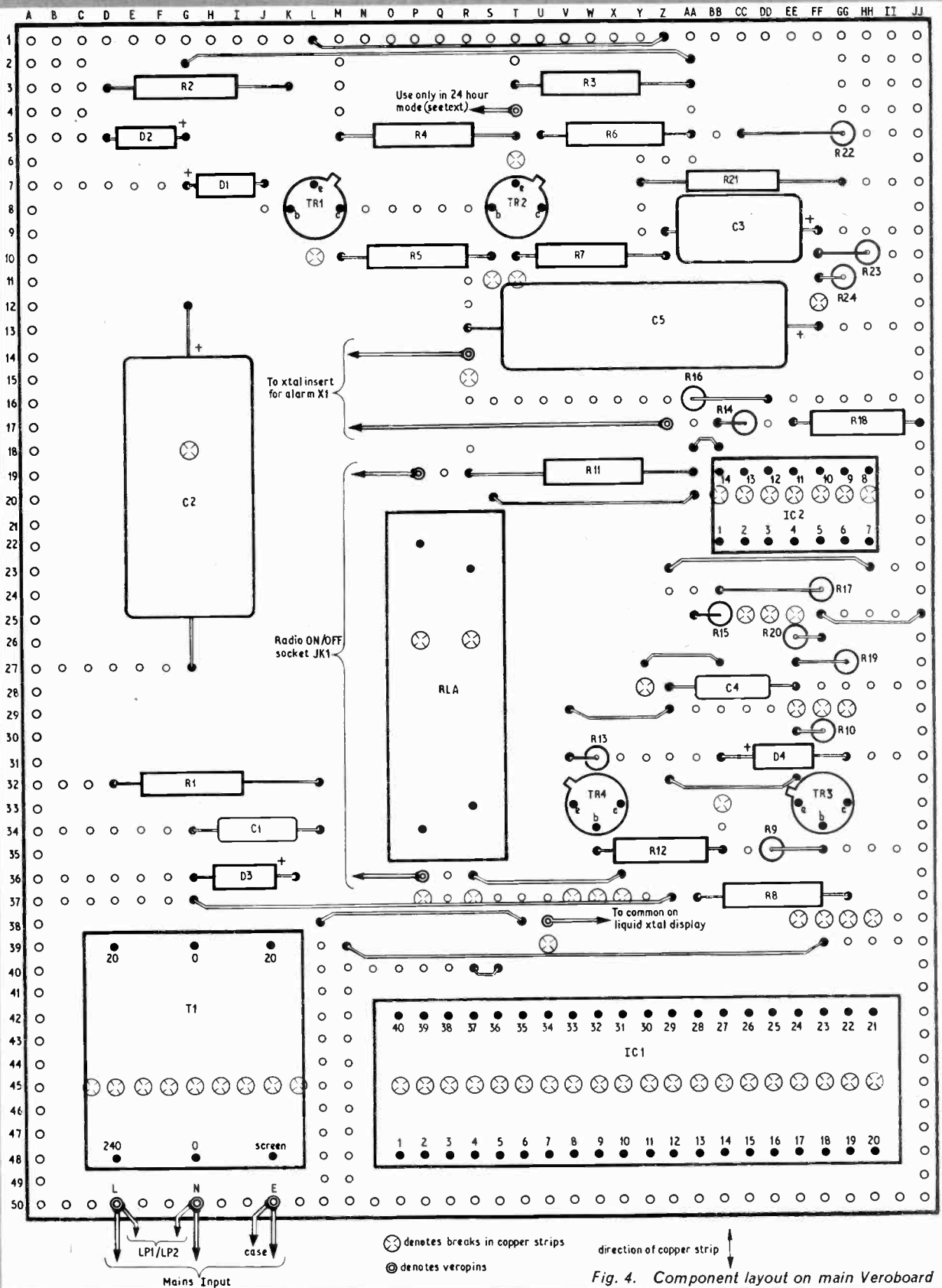


Fig. 4. Component layout on main Veroboard

V_{ss} to control the functions; pink—sleep display input; purple—alarm display input; yellow—seconds display input; green—slow set input; and blue—fast set input.

L.C.D. OUTPUT WIRING


The final wiring on the Veroboard is the most extensive, and provides the outputs from the clock chip which will drive the liquid crystal display.

The following 12 inch lengths of wire will be required: four lengths yellow; four lengths pink; four lengths brown; four lengths green; three lengths white; three lengths blue; four lengths purple; one length red.

Before commencing soldering on, it is suggested that approximately $\frac{1}{4}$ inch of insulation is stripped from each wire at each end, the exposed wire twisted, and the ends tinned. This will enable the wiring process to proceed more quickly, and will also reduce the possibility of error.

The yellow wires should now be soldered into O49, Q49, X49 and DD49; a pink wire and a brown wire together into P49, with the three remaining pink wires going to T49, AA49, and GG49, and the three remaining brown wires going to U49, CC49, and GG41; the four green wires to R49, Y49, EE49 and U38 (the latter forming the l.c.d. common input); one white wire and blue wire together into Z49, with the two remaining white wires going to S49 and FF49, and the two remaining blue wires going to U49 and HH41; the purple wires to W49, BB49, HH49, and O41; the single red wire to P41.

This wiring has now provided inputs for the only two segments required for the tens of hours digit; all seven segments for the units of hours, the tens of minutes and the units of minutes; a.m. and p.m. indicators; a colon (which will pulse at a 1Hz rate) between the minutes and hours; and the l.c.d. common connection.



Rear of unit showing microphone insert and S1 switch positions.

CLOCK DISPLAY CONSTRUCTION

Soldering the liquid crystal display socket into a piece of Veroboard is the first step, and is basically illustrated in Fig. 5. It will be noted that the cut in the Veroboard does not follow usual practice, and lie along the holes. It runs between them instead. This is because the l.c.d. socket pins are in two rows, each of them on 0.1 inch centres along their lengths. Unfortunately, the rows are also only 0.1 inch apart, which means the pins must go into immediately adjacent holes on the board. Thus the cut on the board to insulate the two rows of pins from each other must be done in the way shown.

The photograph of the interior of the prototype shows the looming that was done. Basically, the wires for the various digits were grouped together by digit, and loomed like that, while the function output wires were also loomed together. The result is five separate wire looms, a neat appearance, but most important of all, ease of handling in the stages to come.

Immediately before starting to connect the wires to the l.c.d. board, make sure it is lying the right way round, as in Fig. 5. In other words, the shoulder

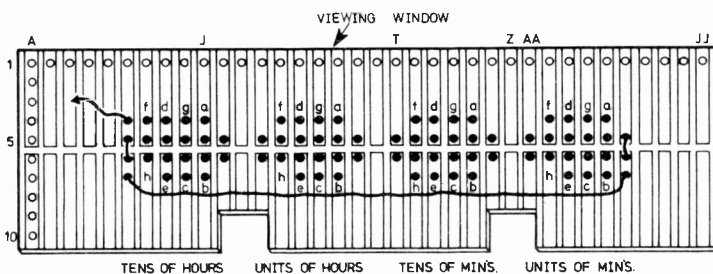
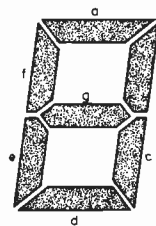
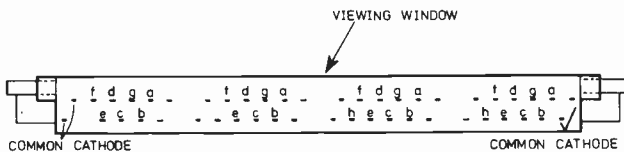


Fig. 5. Upper left shows pin diagram for l.c.d. Related digit segments are on right. To conform with the Veroboard when mounting one layer of pins should be bent by 0.05 in. Pin h connects to a colon which separates the two pairs of digits in the display.

on the socket, against which the shoulder on the l.c.d. lies, should be closest to you underneath the board.

When wiring, note that the wires go straight to the underside (copper strip side) of the l.c.d. board, and are soldered there, rather than passing down through the board from the top. The connections are as follows. The notation is for the l.c.d. Veroboard; the pins mentioned are those on the clock chip.

Solder the yellow wire from pin 1 to segment f at G4; the purple wire from pin 40 to segment e at H7; the pink wire from pin 2 to segment c at I6; the brown wire from pin 2 to segment b at J6. This completes the tens of hours digit, plus the a.m. and p.m. indicators.

Solder the yellow wire from pin 3 to segment f at N4; the blue wire from pin 7 to segment d at O4; the green wire from pin 4 to segment g at P4; the white wire from pin 5 to segment a at Q4; the purple wire from pin 9 to segment e at O7; the brown wire from pin 8 to segment c at P7; the pink wire from pin 6 to segment b at Q7. This completes the wiring for all seven segments of the units of hours digit.

Now solder the yellow wire from pin 10 to segment f at U4; the blue wire from pin 12 to segment d at V4 (leave the white wire from pin 12 for a moment); the green wire from pin 11 to segment g at W4; now take the remaining white wire from pin 12 to segment a at X4; the red wire from pin 39 to the l.c.d. colon at U7; the purple wire from pin 9 to segment e at V7; the brown wire from pin 15 to segment c at W7; the pink wire from pin 13 to segment b at X7. This completes the wiring for all seven segments of the tens of minutes digit, and also for the colon in the display.

Solder the yellow wire from pin 16 to segment f at BB4; the blue wire from pin 21 to segment d at CC4; the green wire from pin 17 to segment g at DD4; the white wire from pin 18 to segment a at EE4; the purple wire from pin 20 to segment e at CC7; the brown wire from pin 22 to segment c at DD7; the pink wire from pin 19 to segment b at EE7. This completes the wiring for all seven segments of the units of minutes digit.

Finally, make two small wire links—first, from F5 to F6; second, from FF5 to FF6. Then link F7 and FF7 with a longer wire. Lastly, connect the green wire from U38 on the clock board to F4. This has linked in the l.c.d. common connection. The wiring to the liquid crystal display board is now complete.

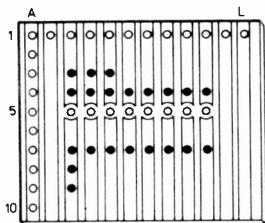


Fig. 6. Veroboard wiring detail for the d.i.l. switch S1.


THE DISPLAY FUNCTION BOARD

The display function board contains the two-pole four-way switch used to control the display on the liquid crystal. It consists of a small piece of 0.1in matrix Veroboard as in Fig. 6. The switch is a very small two-pole four-way, built to correspond exactly to a 16 pin dual in-line package, and thus capable of being soldered directly into Veroboard or a printed circuit having holes at a .1 inch matrix. Manufactured by ERG Industrial Corporation of Dunstable, the switch is remarkably small and remarkably neat. It comes in a number of the standard variations more often found in the much larger rotary wafer switches. The correct description for the switch used in the project is "DIL" DS16A switch—2 pole, 4 way.

The wiring of the Veroboard is very straightforward. Note that all wires go to the underside (copper strip) of the Veroboard, just as in the l.c.d. display board.

First, take the white wire from pin 28 of the clock chip to position C9 on the board. Before soldering, check that C9 corresponds to one of the poles, and not one of the "ways" of the switch. This can be easily seen by turning the board over and examining the switch. The two poles on one side, joining together two sets of four pins, are very obvious, as are the two sets of four "ways" on the other. Yet another advantage of this miniature switch.

Interior of crystal clock.



Soldering the white wire to C9 connects V_{cc} to the board, ready to control the functions.

Now connect the pink wire from pin 30 on the clock chip to C3; the purple wire from pin 31 to D3; and the yellow from pin 32 to E3. This has now completed the control wiring for sleep count-down display, alarm set time display, and minutes/seconds display. The last position on the switch is not connected, because this will correspond to normal true time display.

CLOCK OPERATION CONTROLS

The prototype uses four push buttons to control operation of the clock. They are of the simple push-to-make variety, and each one will eventually receive one of the remaining four unconnected wires from the clock chip. The push buttons will also, of course, receive V_{cc} as their other connection. However, it will prove more convenient to finally wire the buttons after the various boards are in position in the clock case, and so the various electronic assemblies can now be laid aside, so that work can begin on the case itself.

CLOCK CASE CONSTRUCTION

Construction is really a misnomer here, for the basic metal box into which the electronics go, and on which the l.c.d. is mounted, is a readily available standard size die-cast box, measuring a nominal $7\frac{1}{4}$ in by $4\frac{1}{2}$ in by 2 in. It has a lid, which will become the base in the project, held in position by six small bolts.

It seemed a shame to hide the l.c.d. away inside a box, merely letting the digits be visible, when it would then start to look like almost any other digital clock, with little novelty value. And, of course, there would also be a positive need to illuminate the digits in some way, since they generate no light of their own. It was for this reason that the display was mounted on top of the box.

It should be remembered that the four holes on the top for the push buttons must be drilled with diameter of the intended buttons in mind. No indication has been given of size because of the large number of different push buttons available. The same applies to the holes for the small neons behind the l.c.d.

In the same way, no size has been given for the much larger hole behind which the crystal microphone insert will go for the alarm tone. The type of insert used is unimportant, but again they vary in size.

The insert is held in place with an epoxy resin adhesive, so the hole should be less in diameter than the insert by at least a $\frac{1}{4}$ inch, if not a little more. It should be cut as neatly as possible—a tank cutter is ideal for the job—because this is the only hole in the case in which the edges will be clearly visible.

The dimensions given for the rectangular opening, through which the l.c.d. socket will emerge, are correct for the socket in the prototype, but it might be wise to check carefully against the socket actually obtained. Dimensions are unlikely to vary greatly, but the neatest result is obtained if the box opening fits very snugly round the socket. Modify the dimensions if necessary, therefore.

The four small holes round the l.c.d. socket, the four small holes round the d.i.l. switch opening,

and the six small holes in the base are all of a size to take 12 B.A. bolts.

PAINTING AND LABELLING

After all the metalwork has been completed, the box should be very thoroughly rubbed down with wet-and-dry paper. It may be necessary first to use a coarse glass paper, or even a fine file, to remove any particularly bad rough edges. It is possible to get a singularly smooth finish finally, before painting. When the metal is completely smooth, it's a good idea to give the box a thorough wash in warm water and washing-up liquid. This will get rid of all remaining dust.

The paint used for the prototype was initially matt black. All the openings were sealed from the inside by masking tape, and the box was sprayed with the base screwed in position. Three coats were given, following the instructions on the spray can.

After allowing a three day drying period following the final coat of matt black, the various controls were labelled with Letraset. This was immediately followed with the first of three coats of matt polyurethane varnish, each coat being allowed to dry before applying the next. The aim, of course, is to give protection to the original matt black, as well as the Letraset.

When the final varnish coat is completely dry, assembly work can commence.

ASSEMBLING THE CLOCK

The first step is to mount the four feet on the underside of the base. This will keep it away from the working surface, and prevent unnecessary damage to the paint. Mount the feet in the normal way, using appropriately sized bolts and nuts.

Now the clock board can be placed on the base. First, take six 12 B.A. bolts and nuts, and mount them firmly in the six small holes in the base. Then take another six nuts and screw each one down on a bolt until it is approximately $\frac{1}{4}$ inch from the base. The Veroboard will rest on these.

Now take the main clock board and gently ease it onto the six bolts, sliding it down until it is resting on the six secondary nuts. Make any minor adjustments to the nuts to ensure the board is seated firmly without warping.

The board should now be removed from the base for a time, in order to complete the last wiring connection on it, before it is finally mounted. This is the mains input.

Normal three core mains wire should be used, with the earth connection going to the screen tag on the transformer input and case.

PRELIMINARY POWER TESTING

A point has now been reached in the construction and assembly at which it is advisable to carry out a preliminary test of the power supplies to the board, and on the board.

First, securely tape the ends of the miniature wires from the mains input side of the transformer which will eventually go to the neons. These will, of course, be live when the mains is turned on. Second, make sure the main clock board is standing on a non-conducting surface, and arrange the two sub-assemblies (l.c.d. display and display control boards) so that they are not shorting to any of the components on the main board.

Finally, remember that *neither the clock chip or the alarm noise i.c. are to be inserted at this stage.*

The mains can now be applied to the board, so that the voltage between V_{ss} and V_{dd} can be measured, in order to make sure that it is approximately the correct value, and therefore unlikely to damage either i.c. when the final tests are done later.

There are a number of convenient points on the top of the main clock board at which this measurement can be done. Probably the best is across the two wire links which run between G2/AA2 (V_{ss}) and between L1/Z1 (V_{dd}). The reading should be approximately 30 volts. Anything at all higher than 31 volts, or significantly lower than about 27 volts almost certainly indicates a fault in the power supply circuitry, which should be investigated and put right before going any further.

Assuming the voltage readings are correct, the mains can now be turned off, and the main clock board replaced on the six 12 B.A. bolts on the base. A further six 12 B.A. nuts are now screwed on to the bolts, thus holding the board firmly in position.

At this stage, the base can be laid aside, and some preliminary work done on fitting components to the main part of the case. First, put the four push buttons, the two neons, and the radio jack plug in their respective positions, and fix them securely. Next, the crystal microphone insert can be glued into place, using an epoxy resin adhesive.

Now the basic V_{ss} wiring for the push buttons can be done. This involves a ring common connection to one of the terminals on each of the push buttons. V_{ss} will eventually be connected to this ring.

FINAL ASSEMBLY AND TESTING

The three pairs of leads from the main clock board for the neons, the crystal microphone insert, and the radio jack plug should be connected to their respective components inside the main case first. Check back to Fig. 4 to make sure the right pair goes to the right place. The function control sub-assembly board, bearing the d.i.l. switch, should now be fitted.

The fitting of the function control board is done in exactly the same manner as the main clock board was fitted to the base. The optimum position for the d.i.l. switch is sufficiently far through the side wall of the main case to be easily operated, but not so far as to possibly short out the external tags on the side of the switch.

The next step is to wire in the other ends of the only four leads from the clock chip so far unconnected.

These are the brown wire from pin 24 (snooze input); the red wire from pin 26 (alarm off or reset input); the green wire from pin 33 (slow time set input); and the blue wire from pin 34 (fast time set input).

These wires go to the vacant terminal on each of their appropriate push buttons. Rather than attempt a complicated explanation of which button is which when viewed from underneath, the pictures of the outside and inside of the case make the push button positions quite clear.

V_{ss} must now be supplied to the common ring connection round the four push buttons, and this can be most handily obtained from the display

control board, which is now in position and conveniently close to one of the buttons. V_{ss} is, as will be known, at the point where the white wire is connected to the display control board, and thus another very short lead needs to come from here to the push button common ring connection. The final assembly step comes with the mounting of the l.c.d. display board into the main case. Again, the mounting procedure is exactly the same as that for the main clock board on the base. Care should be taken, however, to make sure the board is the right way round, though this is virtually guaranteed by the small cut-outs to clear the neons.

FINAL TESTING OF THE CLOCK

The time has now come for the two i.c.s to be put in position, and a great deal of care should be taken at this stage when fitting the clock chip. To start with, it has 40 pins instead of the more familiar 14 or 16, and this makes fitting very much more difficult. Secondly, it is extremely sensitive to any small charge of static which may have built up. This is why the chip will probably have been supplied with the pins in a material to prevent this. Handle the chip cautiously therefore, and try to avoid shorting any of the pins out, either with the fingers or a component. The loomed wires each side of the clock chip socket will need to be carefully parted to allow the chip to be slid in to rest on the socket. Once this has been done, *make a last check to be sure the chip is the right way round*, and then ease the pins home into their respective holes. Once they start to go in, there will be no further problem. The chip should be pushed well down and should finally lie flat.

The smaller i.c. for the alarm noise will present no problem, but it is worth repeating that it is especially sensitive to any accidental reversal in the socket. The normal check to avoid this becomes even more essential therefore.

If the l.c.d. was tested in position earlier but then removed, it should now be replaced.

FIRST SWITCH-ON

Once both i.c.s and the display are in position, the mains can be turned on.

This should cause at least two things to happen—first, the neons should light, confirming the presence of power; second, and much more rewarding, the l.c.d. should show some form of display.

If it is showing some form of display, but this appears to be a collection of unrelated segments, then the display is slightly off-centre. Merely slide it fractionally left or right, holding it by the ends, until recognisable digits appear. If the l.c.d. started in the approximate centre of the socket, only a tiny movement will be necessary.

If, by this stage, (a) the neons have not come on or (b) the l.c.d. display is either non-existent or cannot be made recognisable or (c) the p.m. indicator is not pulsing or (d) the colon between hours and minutes is not pulsing or (e) there is a combination of any of these symptoms, then there is a fault somewhere which must be located and cured before proceeding further.


One point which should be checked without delay is the position of the function display d.i.l. switch. It should, of course, be set for normal time display.

All other fault-finding will follow the traditional path of checking soldered joints, checking for bridges between the Veroboard strips, checking the polarity and operation of components, and so on. If construction has been done carefully, however, there should be no problems at this point.

PRESS BUTTONS

Assuming that all is well therefore, the "Set fast" button can now be pressed. This should cause the time to count rapidly forward, at one hour per second, and cancel the pulsing "power interruption" indication, replacing it with a steady indication of either a.m. or p.m. time status. Releasing the button will stop the time movement and normal time counting will begin.

The "Set slow" button should now be tried, and should give exactly the same results, excepting that the time will now count up at two minutes per second.



Showing control button legends and neon placement for best contrast

The display control switch can now be moved to the "seconds" display position. This should result in the previously displayed units of minutes digit moving to the units of hours position, and the total minutes display being replaced with a steadily counting seconds display.

With the display control switch still in the "seconds" position, the "Set fast" and "Set slow" buttons should be tried again. The former should result in the seconds count reverting to "00" and holding there, while the latter will merely hold the seconds count at whatever point it is when the button is pressed. This ability is invaluable if the clock is to be set accurately against a known time source, as will be explained shortly.

ALARM

The display control switch should now be moved to the "alarm" position. This should result in the display changing immediately to "12:00", which is the alarm set time until changed. The "Set fast" and "Set slow" buttons can now be used as they were with a normal time display, in order to set

the alarm. It is suggested that the alarm be set two or three minutes ahead of whatever the time display happens to be.

When this is done, and as the normal time display reaches the alarm set time, the alarm should sound. Instead of pressing the "Reset alarm" button, press the "Reset snooze" button. The alarm noise should stop immediately, but should come on again approximately 8 minutes later. This preset time may vary slightly but not a great deal.

When the alarm sounds again, press the "Reset alarm" button, which should turn it off for a full 24 hour period.

SLEEP

Finally, move the display control d.i.l. switch to its "sleep" position. This should immediately result in the display changing to a two digit figure. There should be no colon or a.m./p.m. indicator. This display shows the time remaining in minutes before the continuous circuit available via the radio jack plug will be cut.

The "Set fast" and "Set slow" buttons will now have a reverse effect on the display, in that they will cause it to count down, rather than up, but at the normal speeds for each button. When the display reaches "00", it will recycle immediately to "59". However, in normal operation, when it reaches "00", it will latch there and not recycle.

RADIO

The device is used to control a radio very simply by connecting one side of the radio's battery power via the jack plug. Providing the sleep display shows a time in minutes, the radio will play. When "00" is reached, the radio will go off.

If every operation described in this section is achieved, the checking process is completed, as is also the entire project, and the constructor now has a fully operating liquid crystal display clock of which he can reasonably be proud!

ACCURATE SETTING OF TIME

For ease of explanation, it is assumed that a telephone is handy. The process will be identical, however, for setting the clock against the Greenwich time signal from a radio, or the clock displayed on TV from time to time. The only problem with the latter two methods is the inconvenient times at which the time signals seem to be made available!

First, set the clock to a point several minutes ahead of what the true time is believed to be. Then switch to "seconds" display and press the "Fast set" button, holding it down. This will hold the time count, and revert the seconds ingredient in the time count to zero. In other words, the clock is being held on a precisely set minute.

Then, while still holding the "Fast set" button down, use the other hand to dial the Post Office Speaking Clock. It is at this point that the final choice of switches for some functions on the clock, but buttons for others, will become abundantly clear!

The rest is obvious—as soon as the third stroke is heard for whatever precise minute is being held, the "Fast set" button is released, and the clock is set to the second. ★

WORK WITH ADCOLA AND YOU KNOW YOU ARE USING THE BEST ELECTRICAL SOLDERING EQUIPMENT!

When you buy ADCOLA equipment you are purchasing the best soldering merchandise. These instruments identical to those used in industry world wide. The electronics industry use ADCOLA for our reliability, efficiency, precision and high safety standards. ADCOLA must be right for you! Treat yourself to the BEST! Order on your coupon NOW

Please send me the following items

| | | | |
|---|------------------------------------|-------|--------------------------|
| A | L706 INVADER Soldering instrument | £2.42 | <input type="checkbox"/> |
| B | L646 INVADER Soldering instrument | £2.66 | <input type="checkbox"/> |
| C | L1676 INVADER Soldering instrument | £2.73 | <input type="checkbox"/> |
| D | BL646 INVADER 12v Battery model | £3.35 | <input type="checkbox"/> |
| E | BL1076 INVADER 12v Battery model | £3.50 | <input type="checkbox"/> |
| F | INVADER Soldering Kit | £4.73 | <input type="checkbox"/> |
| G | R500 ELECTRIC Desoldering tool | £9.79 | <input type="checkbox"/> |
| H | REEL Desoldering Braid | £0.75 | <input type="checkbox"/> |
| I | L686 SOLDERING stand | £1.97 | <input type="checkbox"/> |
| J | L68 PROTECTIVE stand | £1.31 | <input type="checkbox"/> |
| K | 3 KILO SOLDER REEL | £1.74 | <input type="checkbox"/> |
| L | 3oz SOLDER REEL | £0.52 | <input type="checkbox"/> |
| M | SOLDER PACK | £0.10 | <input type="checkbox"/> |

New Catalogue
All prices include 10% VAT

Please tick items required

PRINT NAME _____
PRINT ADDRESS _____

Post to ADCOLA PRODUCTS LTD. ADCOLA HOUSE GAUDEN ROAD LONDON SW4 6LH VAT REGD No. 235 6153 72 REGD No. 442762

GLUM?

SICK OF WAITING FOR COMPONENTS

Try our express service (normally return of post)

Prices very competitive — for example:—

1/2W 5% carbon film resistors — 1p.

1/2W 2% metal oxide — 3 1/2p.

| | | | |
|------------|--------|-----------|--------|
| BC 107/8/9 | — 10p. | 2N 3704 | — 13p. |
| BC 177 | — 17p. | 2N 3707 | — 13p. |
| 2N 1302/3 | — 16p. | 1N 4001/2 | — 6p. |
| 2N 3055 | — 53p. | 1N 4003/4 | — 7p. |
| 2N 3702 | — 13p. | 1N 4148 | — 5p. |
| 2N 3703 | — 14p. | 1N 5401 | — 16p. |

SINCLAIR CAMBRIDGE CALCULATOR
only £26.50

PRICES EXCLUDE VAT

Forward 15p. for our illustrated catalogue to:—
DART ELECTRO SERVICES, 24 South Town,
Dartmouth, Devon. Competitive prices and descriptions
of hundreds of components, accessories etc.

Name:

Address:

ENGINEERS FREE YOURSELF FOR A BETTER JOB WITH MORE PAY!



Do you want promotion, a better job, higher pay? "New Opportunities" shows you how to get them through a low-cost B.I.E.T. home study course. There are no books to buy and you can pay-as-you-learn.

The B.I.E.T. guide to success should be read by every ambitious engineer. Send for this helpful 76 page FREE book now. No obligation and nobody will call on you. It could be the best thing you ever did.

CUT OUT THIS COUPON
CHOOSE A BRAND NEW FUTURE HERE!

Tick or state subject of interest. Post to the address below.

- | | | |
|-----------------------------------------------------------------------------------------------------------------------------------------------------------------------------------------------------------------------------------------------------------------------------------------------------------------------------|---------------------------------------------------------------------------------------------------------------------------------------------------------------------------------------------------------------------------------------------------------------------------------------------------------------------------------------------------------------------------------------------------------------------------------------------------------|-----------------------------------------------------------------------------------------------------------------------------------------------------------------------------------------------------------------------------------------------------------------------------------------------------------------------------------------------------------------------------------------|
| <input type="checkbox"/> Practical Radio and Electronics (Technetron) <input type="checkbox"/> Electronic Engineering <input type="checkbox"/> Television Maintenance and Servicing <input type="checkbox"/> General Radio and TV Engineering <input type="checkbox"/> Radio Servicing, Maintenance and Repairs | <input type="checkbox"/> C & G Radio, TV Electronics, Mechanics <input type="checkbox"/> Radio Amateurs <input type="checkbox"/> Practical TV <input type="checkbox"/> Colour Television <input type="checkbox"/> Computer Electronics <input type="checkbox"/> C & G LI Radio TV Servicing cert <input type="checkbox"/> Post Master General 1st & 2nd class certs <input type="checkbox"/> C & G Electrical Engineering Practise | <input type="checkbox"/> C & G LI Installations and Wiring <input type="checkbox"/> General Electrical Engineering <input type="checkbox"/> Society of Engineers (Electrical Engineering) <input type="checkbox"/> Electrical Installations and Wiring <input type="checkbox"/> C & G Electrical Technicians (Primary) <input type="checkbox"/> C & G Telecommunications |
|-----------------------------------------------------------------------------------------------------------------------------------------------------------------------------------------------------------------------------------------------------------------------------------------------------------------------------|---------------------------------------------------------------------------------------------------------------------------------------------------------------------------------------------------------------------------------------------------------------------------------------------------------------------------------------------------------------------------------------------------------------------------------------------------------|-----------------------------------------------------------------------------------------------------------------------------------------------------------------------------------------------------------------------------------------------------------------------------------------------------------------------------------------------------------------------------------------|

To B.I.E.T. **BPE 03** Aldermaston Court, Reading RG7 4PF QK **BPE 03**

NAME (Block Capitals Please)
ADDRESS

Other subjects _____ Age _____
Member of A.B.C.C. Accredited by C.A.C.C.

BRITISH INSTITUTE OF ENGINEERING TECHNOLOGY


Arnolds

A. Marshall & Son (London) Limited
 42 Cricklewood Broadway London NW2 3HD, Telephone 01-452 0161
 & 65 Bath Street Glasgow G2 2BX, Telephone 041-332 4133

EVERYTHING YOU NEED IN OUR
NEW CATALOGUE
PRICE 20p
 AVAILABLE
NOW!

Transistors

| | | | | | | | | | | | |
|---------|-------|---------|-------|--------|-------|--------|-------|--------|-------|--------|------|
| 2G301 | 0-15 | 2N3392 | 0-18 | 8N187 | 1-55 | 8BY29 | 0-36 | 8CY72 | 0-13 | 8FY11 | 0-45 |
| 2G302 | 0-15 | 2N3393 | 0-18 | 8N200 | 2-49 | 8BY29 | 0-20 | 8CY87 | 0-54 | 8FY17 | 0-00 |
| 2G303 | 0-25 | 2N3394 | 0-18 | 8N201 | 1-12 | 8BY55 | 0-16 | 8CY88 | 2-42 | 8FY18 | 0-35 |
| 2G306 | 0-20 | 2N3402 | 0-18 | 8O050 | 0-78 | 8C107 | 0-16 | 8CY89 | 0-97 | 8FY19 | 0-35 |
| 2G309 | 0-80 | 2N3403 | 0-19 | 8Q251 | 0-81 | 8C108 | 0-16 | 8CZ10 | 0-36 | 8FY20 | 0-60 |
| 2G343-1 | 0-25 | 2N3404 | 0-24 | 8Q309 | 0-30 | 8C109 | 0-19 | 8CZ11 | 0-50 | 8FY29 | 0-40 |
| 2G371 | 0-15 | 2N3406 | 0-27 | 8Q410 | 0-50 | 8C113 | 0-13 | 8D115 | 0-70 | 8FY37 | 0-80 |
| 2G374 | 0-45 | 2N3414 | 0-10 | 8Q313 | 0-92 | 8C114 | 0-13 | 8D116 | 0-75 | 8FY41 | 0-43 |
| 2N174 | 1-40 | 2N3415 | 0-10 | 8Q318 | 0-50 | 8C115 | 0-15 | 8D121 | 0-79 | 8FY43 | 0-66 |
| 2N404 | 0-40 | 2N3416 | 0-15 | 8Q318 | 0-92 | 8C116 | 0-15 | 8D123 | 0-82 | 8FY60 | 0-22 |
| 2N456 | 0-75 | 2N3417 | 0-21 | 8Q360 | 0-48 | 8C116A | 0-18 | 8D124 | 0-67 | 8FY61 | 0-21 |
| 2N456A | 0-75 | 2N3570 | 1-25 | 8Q361 | 0-48 | 8C117 | 0-21 | 8D131 | 0-40 | 8FY92 | 0-08 |
| 2N474 | 0-80 | 2N3571 | 1-24 | 8Q362 | 0-40 | 8C118 | 0-11 | 8D132 | 0-50 | 8FY93 | 0-14 |
| 2N491 | 2-58 | 2N3572 | 0-97 | 8Q363 | 0-50 | 8C119 | 0-20 | 8D135 | 0-43 | 8FY96 | 0-36 |
| 2N696 | 0-15 | 2N3702 | 0-14 | 8Q389 | 0-40 | 8C121 | 0-23 | 8D136 | 0-49 | 8FY94 | 0-41 |
| 2N697 | 0-15 | 2N3703 | 0-12 | 8Q394 | 0-58 | 8C125 | 0-15 | 8D137 | 0-63 | 8FY95 | 0-40 |
| 2N698 | 0-25 | 2N3704 | 0-14 | 8Q395 | 0-66 | 8C126 | 0-20 | 8D138 | 0-63 | 8FY76 | 0-22 |
| 2N699 | 0-29 | 2N3705 | 0-12 | 8Q406 | 0-44 | 8C132 | 0-20 | 8D139 | 0-71 | 8FY77 | 0-24 |
| 2N706 | 0-16 | 2N3706 | 0-09 | 8Q407 | 0-33 | 8C134 | 0-11 | 8D140 | 0-67 | 8FY78 | 0-26 |
| 2N709 | 0-16 | 2N3707 | 0-13 | 8Q408 | 0-50 | 8C135 | 0-11 | 8D140 | 1-25 | 8FY90 | 0-80 |
| 2N708 | 0-14 | 2N3708 | 0-70 | 8Q409 | 0-50 | 8C136 | 0-15 | 8D141 | 1-50 | 8BY99 | 0-28 |
| 2N709 | 0-38 | 2N3709 | 0-11 | 8Q410 | 0-52 | 8C137 | 0-15 | 8D147 | 0-60 | 8BX19 | 0-13 |
| 2N711 | 0-20 | 2N3710 | 0-12 | 8Q411 | 2-25 | 8C138 | 0-24 | 8D148 | 1-70 | 8BX20 | 0-20 |
| 2N718 | 0-21 | 2N3711 | 0-11 | 8Q414 | 3-55 | 8C140 | 0-34 | 8D149 | 1-97 | 8BX21 | 0-20 |
| 2N718A | 0-49 | 2N3712 | 0-06 | 8Q467 | 0-69 | 8C141 | 0-29 | 8D150 | 1-05 | 8BX26 | 0-34 |
| 2N720 | 0-50 | 2N3713 | 1-20 | 8Q488A | 0-44 | 8C142 | 0-29 | 8D158 | 0-66 | 8BX27 | 0-29 |
| 2N721 | 0-55 | 2N3714 | 1-28 | 8Q489 | 0-47 | 8C143 | 0-21 | 8D160 | 0-85 | 8BX28 | 0-25 |
| 2N914 | 0-22 | 2N3715 | 1-50 | 8Q601 | 0-67 | 8C146 | 0-12 | 8D161 | 1-29 | 8BX29 | 0-47 |
| 2N916 | 0-41 | 2N3716 | 1-80 | 8Q602 | 0-46 | 8C145 | 0-21 | 8D162 | 1-00 | 8BX60 | 0-54 |
| 2N918 | 0-47 | 2N3717 | 2-65 | 8Q603 | 0-58 | 8C147 | 0-12 | 8D165 | 0-26 | 8BX61 | 0-42 |
| 2N929 | 0-30 | 2N3719 | 3-15 | 8Q604 | 0-56 | 8C148 | 0-13 | 8D166 | 0-23 | 8BX76 | 0-15 |
| 2N930 | 0-48 | 2N3790 | 2-40 | 8Q636 | 1-10 | 8C149 | 0-12 | 8D167 | 0-43 | 8BX77 | 0-20 |
| 2N1090 | 0-30 | 2N3791 | 2-35 | 8Q673 | 0-70 | 8C153 | 0-18 | 8D169 | 0-58 | 8BX78 | 0-25 |
| 2N1091 | 0-32 | 2N3792 | 2-69 | 8Q107 | 0-25 | 8C154 | 0-18 | 8D171 | 0-25 | 8BX79 | 0-28 |
| 2N1132 | 0-54 | 2N3794 | 1-10 | 8C113 | 0-16 | 8C157 | 0-14 | 8D173 | 0-27 | 8BY24 | 0-20 |
| 2N1302 | 0-18 | 2N3819 | 0-37 | 8C117 | 0-20 | 8C158 | 0-13 | 8D175 | 0-25 | 8BY25 | 0-20 |
| 2N1303 | 0-18 | 2N3820 | 0-38 | 8C121 | 0-13 | 8C159 | 0-14 | 8D176 | 0-20 | 8BY26 | 0-20 |
| 2N1304 | 0-24 | 2N3823 | 1-42 | 8C126 | 0-25 | 8C160 | 0-37 | 8D177 | 0-21 | 8BY27 | 0-15 |
| 2N1305 | 0-24 | 2N3824 | 1-33 | 8C127 | 0-25 | 8C167 | 0-13 | 8D178 | 0-16 | 8BY28 | 0-15 |
| 2N1306 | 0-31 | 2N3825 | 0-23 | 8C128 | 0-26 | 8C168 | 0-13 | 8D179 | 0-20 | 8BY38 | 0-19 |
| 2N1307 | 0-22 | 2N3826 | 0-18 | 8C141K | 0-30 | 8C166 | 0-11 | 8D179 | 0-27 | 8BY90 | 0-19 |
| 2N1308 | 0-25 | 2N3827 | 0-16 | 8C142K | 0-25 | 8C169 | 0-13 | 8D179 | 0-23 | 8BY91 | 0-25 |
| 2N1309 | 0-35 | 2N3855 | 0-19 | 8C151V | 0-14 | 8C169C | 0-13 | 8D181 | 0-41 | 8BY92 | 0-25 |
| 2N1483 | 0-90 | 2N3856 | 0-20 | 8C152V | 0-17 | 8C170 | 0-11 | 8D183 | 0-31 | 8BY93 | 0-25 |
| 2N1507 | 0-30 | 2N3856 | 0-19 | 8C153 | 0-25 | 8C171 | 0-13 | 8D186 | 0-31 | 8BY94 | 0-30 |
| 2N1613 | 0-33 | 2N3856A | 0-20 | 8C153K | 0-25 | 8C172 | 0-13 | 8D187 | 0-22 | 8BY96 | 0-79 |
| 2N1631 | 0-38 | 2N3858 | 0-16 | 8C154 | 0-20 | 8C182 | 0-12 | 8D187 | 0-24 | 8BY95 | 0-15 |
| 2N1637 | 0-36 | 2N3858A | 0-19 | 8C176 | 0-18 | 8C182L | 0-12 | 8D177 | 0-29 | 8BY98 | 0-40 |
| 2N1638 | 0-32 | 2N3859 | 0-14 | 8C176K | 0-25 | 8C183 | 0-09 | 8D178 | 0-35 | 8BY99 | 0-40 |
| 2N1701 | 1-19 | 2N3859A | 0-19 | 8C187K | 0-28 | 8C183L | 0-09 | 8D179 | 0-43 | 8BY90 | 0-45 |
| 2N1702 | 2-15 | 2N3860 | 0-19 | 8C188K | 0-34 | 8C184 | 0-11 | 8D180 | 0-35 | 8BY95A | 0-14 |
| 2N1711 | 0-45 | 2N3866 | 1-09 | 8CY17 | 0-35 | 8C184L | 0-11 | 8D181 | 0-34 | 8D104 | 1-02 |
| 2N1893 | 0-31 | 2N3904 | 0-27 | 8CY30 | 0-42 | 8C186 | 0-25 | 8D182 | 0-25 | 8D105 | 2-25 |
| 2N2102 | 0-30 | 2N3877A | 0-26 | 8CY19 | 0-27 | 8C187 | 0-27 | 8D183 | 0-40 | 8D111 | 0-55 |
| 2N2147 | 0-70 | 2N3900 | 0-21 | 8CY20 | 0-22 | 8C207 | 0-12 | 8D184 | 0-30 | 8D4N3 | 0-55 |
| 2N2148 | 0-94 | 2N3900A | 0-21 | 8CY21 | 0-26 | 8C208 | 0-11 | 8D185 | 0-17 | 8D111 | 0-45 |
| 2N2192 | 0-40 | 2N3901 | 0-32 | 8CY22 | 0-10 | 8C212K | 0-10 | 8D194 | 0-16 | 8D113 | 0-25 |
| 2N2192A | 0-40 | 2N3903 | 0-27 | 8CY28 | 0-20 | 8C212L | 0-16 | 8D195 | 0-17 | 8D114 | 0-20 |
| 2N2193 | 0-49 | 2N3904 | 0-24 | 8CY30 | 0-42 | 8C214L | 0-17 | 8D196 | 0-15 | 8D115 | 0-20 |
| 2N2193A | 0-61 | 2N3905 | 0-45 | 8CY39 | 0-65 | 8C214 | 0-09 | 8D197 | 0-15 | 8D116 | 0-20 |
| 2N2194 | 0-73 | 2N3906 | 0-27 | 8CY40 | 0-17 | 8C238 | 0-09 | 8D198 | 0-18 | 8D120 | 0-40 |
| 2N2194A | 0-30 | 2N4036 | 0-62 | 8CY41 | 0-17 | 8C239 | 0-09 | 8D199 | 0-18 | 8D121 | 0-40 |
| 2N2218A | 0-88 | 2N4037 | 0-42 | 8CY44 | 0-31 | 8C251 | 0-20 | 8D200 | 0-40 | 8D123 | 0-20 |
| 2N2219 | 0-57 | 2N4058 | 0-16 | 8D126V | 0-96 | 8C252 | 0-18 | 8D224J | 0-14 | 8D138 | 0-20 |
| 2N2219A | 0-66 | 2N4059 | 0-09 | 8D142 | 0-50 | 8C253 | 0-23 | 8D225J | 0-19 | 8D173 | 0-12 |
| 2N2220 | 0-45 | 2N4060 | 0-11 | 8D143 | 0-45 | 8C257 | 0-29 | 8D237 | 0-22 | 8D175 | 0-15 |
| 2N2221 | 0-41 | 2N4061 | 0-11 | 8D149V | 0-66 | 8C258 | 0-09 | 8D238 | 0-22 | 8D180 | 0-35 |
| 2N2221A | 0-83 | 2N4062 | 0-11 | 8D150 | 0-63 | 8C259 | 0-13 | 8D244 | 0-16 | 8D183 | 0-20 |
| 2N2222 | 0-60 | 2N4302 | 0-25 | 8D161 | 0-45 | 8C261 | 0-20 | 8D245 | 0-33 | 8D188 | 0-20 |
| 2N2222A | 0-91 | 2N4303 | 0-47 | 8D162 | 0-45 | 8C262 | 0-18 | 8D246 | 0-43 | 8D189 | 0-25 |
| 2N2366 | 0-31 | 2N4916 | 0-11 | 8D161 | 1-15 | 8C263 | 0-23 | 8D247 | 0-49 | 8D190 | 0-25 |
| 2N2369 | 0-37 | 2N4917 | 0-17 | 8D162 | 1-05 | 8C300 | 0-12 | 8D254 | 0-16 | 8D192A | 0-49 |
| 2N2369A | 0-41 | 2N4916 | 0-73 | 8D109R | 0-40 | 8C301 | 0-34 | 8D255 | 0-17 | 8D193A | 0-58 |
| 2N2646 | 0-77 | 2N4919 | 0-84 | 8D114 | 0-25 | 8C302 | 0-29 | 8D257 | 0-47 | 8D193A | 0-62 |
| 2N2647 | 1-12 | 2N4920 | 0-99 | 8D115 | 0-24 | 8C303 | 0-54 | 8D258 | 0-59 | 8D193A | 0-74 |
| 2N2711 | 0-13 | 2N4921 | 0-73 | 8D116 | 0-25 | 8C307 | 0-10 | 8D259 | 0-55 | 8D193A | 1-01 |
| 2N2712 | 0-12 | 2N4922 | 0-84 | 8D117 | 0-20 | 8C307A | 0-10 | 8D270 | 0-21 | 8D194A | 1-51 |
| 2N2713 | 0-17 | 2N4923 | 0-83 | 8D118 | 0-20 | 8C308 | 0-09 | 8D272 | 0-50 | 8D195A | 0-20 |
| 2N2714 | 0-18 | 2N4924 | 0-12 | 8D119 | 0-22 | 8C308A | 0-12 | 8D273 | 0-15 | 8D196A | 0-70 |
| 2N2904 | 0-55 | 2N5174 | 0-22 | 8D124 | 0-24 | 8C308B | 0-09 | 8D274 | 0-17 | 8D194A | 0-79 |
| 2N2904A | 0-70 | 2N5175 | 0-26 | 8D125 | 0-20 | 8C309 | 0-10 | 8D275 | 0-53 | 8D194A | 0-90 |
| 2N2905 | 0-71 | 2N5176 | 0-32 | 8D126 | 0-19 | 8C309A | 0-10 | 8D288 | 0-65 | 8D195B | 0-98 |
| 2N2905A | 0-88 | 2N5190 | 0-92 | 8D127 | 0-20 | 8C309H | 0-10 | 8D281A | 2-30 | 8D196B | 0-80 |
| 2N2906 | 0-66 | 2N5191 | 0-86 | 8D128 | 0-38 | 8C327 | 0-21 | 8D282 | 0-82 | 8D204 | 0-10 |
| 2N2906A | 0-70 | 2N5192 | 0-95 | 8D129 | 0-25 | 8C343 | 0-21 | 8D283 | 0-53 | 8D204 | 0-80 |
| 2N2907 | 0-38 | 2N5195 | 1-46 | 8D172 | 0-25 | 8C337 | 0-19 | 8D288 | 0-20 | 8D204 | 0-14 |
| 2N2907A | 0-41 | 2N5245 | 0-43 | 8D178 | 0-65 | 8C338 | 0-19 | 8D289 | 0-61 | 8D204 | 0-17 |
| 2N2923 | 0-12 | 2N5457 | 0-49 | 8D179 | 0-55 | 8C339 | 0-43 | 8D289 | 0-23 | 8D204 | 0-18 |
| 2N2924 | 0-14 | 2N5458 | 0-45 | 8D180 | 0-50 | 8C331 | 0-51 | 8D291 | 0-20 | 8D204 | 0-14 |
| 2N2925 | 0-17 | 2N5459 | 0-49 | 8D186 | 0-40 | 8C332 | 1-15 | 8D290 | 0-25 | 8D2130 | 0-30 |
| 2N2926 | 0-19 | 2N5460 | 0-73 | 8D190 | 0-25 | 8C343 | 0-21 | 8D297 | 0-33 | 8D201 | 0-19 |
| Green | 0-12 | 8N138 | 1-65 | 8F239 | 0-51 | 8C334 | 0-36 | 8D298 | 0-33 | 8D200 | 0-11 |
| Yellow | 0-11 | 8N139 | 1-42 | 8F240 | 0-72 | 8C338 | 0-52 | 8D299 | 0-43 | 8D200 | 0-14 |
| Orange | 0-11 | 8N140 | 0-92 | 8F279 | 0-54 | 8C339 | 1-05 | 8D298 | 0-30 | 8D201 | 0-10 |
| 0-11 | 8N141 | 0-81 | 8F280 | 0-54 | 8C340 | 0-87 | 8D298 | 0-24 | 8D201 | 0-11 | |
| 2N3033 | 0-32 | 8N142 | 0-58 | 8F281 | 0-74 | 8C342 | 0-15 | 8D298 | 0-23 | 8D201 | 0-10 |
| 2N3034 | 0-36 | 8N143 | 0-63 | 8F282 | 0-74 | 8C343 | 0-21 | 8D298 | 0-25 | 8D201 | 0-13 |
| 2N3035 | 0-38 | 8N144 | 0-68 | 8F283 | 0-74 | 8C344 | 0-21 | 8D298 | 0-25 | 8D201 | 0-13 |
| 2N3390 | 0-26 | 8N153 | 0-81 | 8F284 | 0-81 | 8C345 | 0-21 | 8D298 | 0-25 | 8D201 | 0-13 |
| 2N3391 | 0-28 | 8N154 | 0-84 | 8F285 | 0-88 | 8C346 | 0-21 | 8D298 | 0-25 | 8D201 | 0-13 |
| 2N3391A | 0-29 | 8N159 | 1-17 | 8F2 | | | | | | | |



**Rendar Instruments
Secureye
dimmer**



Memorex MRX2 cassette tape

SECURITY LIGHT DIMMER

Apart from being able to control the amount of lighting power being used, the latest light dimmer now being marketed by **Rendar Instruments Ltd.** also acts as an intruder deterrent.

Designed as a direct replacement for the existing light switch, the Secureye embodies a manual on/off switch, dimmer and an automatic on/off switch operated by ambient light.

As light falling upon the cell is reduced, power is allowed to flow through the switch progressively until approximately half brilliance is achieved. When ambient light level is increased the control automatically operates as a dimmer until power is cut off completely.

Capable of carrying a load of up to 500W a.c., the dimmer is suitable for use with any type of incandescent lighting. The automatic action is claimed to produce surge-free switching at up to 50 per cent of normal power, thus prolonging lamp life.

The Secureye is ideally suited as a standby lighting; control of home or office lighting during absence; and maintenance of illumination level in hospitals, on stairways and in other areas where safety considerations apply.

The recommended retail price for the Secureye is £5.60 plus VAT. Addresses of nearest stockists can be obtained from Rendar Instruments Ltd., Victoria Road, Burgess Hill, Sussex.

CASSETTE TAPE

With so many different processes and differing claims for the large number of tapes now appearing on the market, it is difficult to

MARKET PLACE

Items mentioned in this feature are usually available from electronic equipment and component retailers advertising in this magazine. However, where a full address is given, enquiries and orders should then be made direct to the firm concerned.

choose one tape from another. However, we can certainly recommend the new cassette tape from **Memorex U.K. Ltd.**

By using a highly concentrated iron oxide particle method, the Memorex MRX2 cassette tape is claimed to give better frequency response and signal/noise ratio performance than most current tapes. Using a tape recorder in the £100 range, recordings on various cassette tapes, including chrome oxide types, showed that the Memorex MRX2 tapes gave better high note performance and in many cases far less tape noise.

The cassettes are available from most audio stores with playing times from 30 to 120 minutes. Prices vary from 62p for 30 minutes to £1.60 for 120 minutes, plus VAT.

EMERGENCY DESK LAMP

Whilst on the subject of power and lighting, readers may be interested in an ingenious desk lamp produced by **Industrial Instruments Ltd.**

Called the Kleverlite the lamp has a five position selector switch which enables the light to be used during power cuts and also charges the internal nickel cadmium battery during mains operation.

The five positions of the selector switch are as follows: 1. Unit off; 2. Charger only on; 3. Low light intensity; 4. High light intensity; 5. Low light intensity on when mains fail. Should the mains fail, the light will also continue to function if the light is in positions 3 or 4.

The low light position enables approximately four hours' operation under power cut conditions, while the high light position gives normal desk working lighting for approximately two hours.

The built-in charger is a transistor controlled, constant current type, which ensures a high current to recharge the battery as quickly as possible when the mains is restored. Once the battery is charged, the charger reverts automatically to trickle charging.



Kleverlite desk lamp from Industrial Instruments

The bulbs used in the light are 6V 6W low light and 6V 18W high light; replacements being readily available from motor accessory shops. The bulbs are deliberately under run from the 4.5V battery to ensure long life.

The Kleverlite is available from Harrods or Hastings Lighting Centre, price £49.50. Further information can be obtained from Industrial Instruments Ltd., Stanley Road, Bromley, Kent, BR2 9JF.

SOLDERING TIPS

It is generally recognised that soldering iron efficiency is largely dependent upon the design and shape of the soldering iron bit, so this year **Adcola Products Ltd.** are concentrating on producing almost 100 different soldering tip designs as standard off-the-shelf items.

The range includes both copper and iron plated long life bits in a variety of shapes; standard, taper, reduced chisel, conical, screw-driver and special printed circuit types.

In addition to soldering bits for their own tools, the range has been extended to cover other manufacturers' soldering irons.

Further details of the complete range of tips can be obtained from Adcola Products Ltd. Adcola House, Gauden Road, London, SW4 6LH.

NOTE

With regards to the **Radio & TV Components Stereo 21 System** announcement on page 218 of the March issue. The postage and packing should be £1.60 not 16p as stated. We apologise for this printing error.

PATENTS REVIEW...

PRINTED CIRCUITS

BP 1 329 770

Printed circuits conventionally take the form of a network of electrically conducting lines on a non-conductive substrate. Often the substrate is a resin or ceramic material and the conductors are of silver or a precious metal such as platinum, palladium or gold. Application is by painting, stamping or screen printing. The outstanding disadvantage is of course the cost of the precious metal.

In BP 1 329 770 NL Industries Inc. of New Jersey, USA, suggests an inexpensive alternative approach. Conducting lines or paths, the inventors say, can be formed from liquid compositions which consist of the reaction product of aluminium powder with a liquid vehicle which contains a phosphate-chromate reaction product.

The base plate or substrate is of conventional type and in one specific example given, a substrate of high density, sintered alumina is taken and a circuit of lines painted on one face.

A composition containing 80 parts of fine aluminium powder mixed with an aqueous slurry containing 32.3 parts H_3PO_4 , 9.1 parts CrO_3 and 7.1 parts MgO in water is used for painting, the water being in sufficient quantity to permit reaction of the ingredients and allow easy application of the mix to the substrate. After application the substrate with applied composition is fired to $705^\circ C$ in air and then cooled. It is claimed that this gives a workable printed circuit with good adherence of the lines to the substrate and low electrical resistance. But it is admitted that it is very difficult to solder connections to such lines.

The answer proposed to the soldering problem is that small amounts of conventional silver electrical paste be applied to those points on the conductive lines at which it is desired to solder up connections. The body is then refired in an oxidising atmosphere (air will apparently do) at a temperature of about $650^\circ C$

It is found that soldered connections can now be easily made at the points where the silver paste has been applied.

If the various claims are justified, the resultant printed circuit board should be relatively cheap to produce.

LIGHT-OPERATED LAMPS

Lamps which turn themselves on and off according to the strength of ambient illumination are fairly well known. These, of course, rely on light sensitive switching, but a problem is the confusion which can arise from the lamp light falling on the photosensitive switch. Elaborate shielding is possible but this may cause overheating which causes switch degradation.

In BP 1 325 810 Kabushiki Kaisha Sankosha of Tokyo describes one way of overcoming these problems. Although the patent claim is obviously directed to a fairly simple elaboration over what is known, the description taken as a whole contains useful information.

In Fig. 1 a lamp is screwed into an adaptor with a screw fitting intended to screw into the mains socket. Obviously UK style bayonet connections could be used instead.

A heat sensitive switch S1 is located inside the hollow body of the adaptor and a light sensitive element is mounted in a torch-like head remote from the adaptor and connected to the adaptor by a fairly long flexible 2-core cable. The photosensitive head is placed in any convenient position so that its photosensitive surface is screened from receiving direct light from the lamp.

As shown in Fig. 2 the make and break contacts of the heat sensitive switch S1 are in series with the power supply to the lamp and its heater element is permanently connected across the mains supply in series with the Light Dependent Resistor (LDR). This element is of the cadmium sulphide, cadmium selenide or similar type of which the resistance varies with incident light.

While the photosensitive surface of PCC1 is bathed in ambient light, its resistance will be low and a substantial amount of current will pass through the heater element. The switch contacts S1 are open in this condition. When the amount of light falling on the LDR reduces, the electrical resistance of the element increases and the current flow through the heater drops. The switch contacts close and the lamp lights.

Provided that the light sensor has been properly positioned and is sufficiently directional in its characteristics, it will not receive sufficient light from the lamp to re-open the switch.

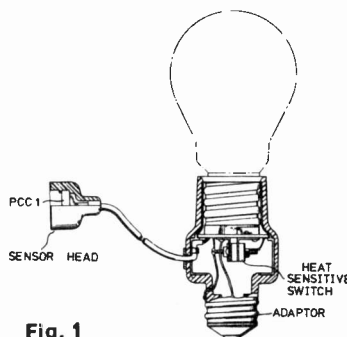


Fig. 1

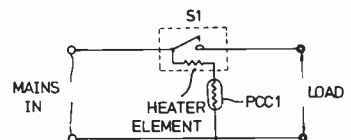


Fig. 2

BP 1 325 810

SINCLAIR CALCULATORS

| | |
|-------------------------|----------------|
| Cambridge Kit | £23.95 (£2.80) |
| Cambridge Assembled | £25.95 (£3.00) |
| Executive Memory | £39.95 (£4.40) |
| New Sinclair Scientific | £43.95 (£4.80) |


FERRANTI ZN414

IC radio chip with data. £1.20 (23p) Also available kit of other parts to complete a radio. £2.39 (40p) Send S.A.E. for free leaflet.

SINCLAIR PROJECT 80

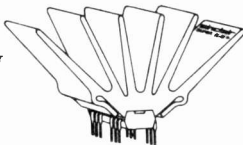
| | |
|---------------|---------------|
| AFU | £5.95 (80p) |
| Z40 | £4.85 (87p) |
| Z60 | £5.95 (80p) |
| Q16 | £8.70 (87p) |
| PZ5 | £4.28 (55p) |
| PZ6 | £6.95 (82p) |
| PZ8 | £8.95 (82p) |
| Decoder | £8.45 (85p) |
| Tuner | £9.95 (£1.20) |
| Trans for PZ8 | £2.95 (50p) |
| Stereo 80 | £9.95 (£1.20) |

Send S.A.E. for free leaflet on new quadrasonic adaptor for use with Project 80. £9.95 (£1.20)



SINCLAIR SUPER IC12

6W r.m.s. power with 44-page booklet and printed circuit £2.10 (43p)



SWANLEY IC TOMORROW

The world's most powerful IC amplifier. Similar to the IC12 but rated at 10W r.m.s. power. Supplied with data but no printed circuit. £2.80 (47p) 20% discount on 10+ quantities

DE LUXE KIT FOR THE IC12

Includes all parts for the printed circuit and volume bass and treble controls needed to complete the mono version. £1.55 (26p). Stereo model with balance control. £3.50 (46p).

IC12 POWER KIT

Supplies 28V 0.5A £2.47 (50p)

LOUDSPEAKERS FOR THE IC12

5in 8 ohm. £1.10 (27p). 5in x 8in 8 ohm. £1.55 (37p)

PREAMP KITS FOR THE IC12

Type 1 for magnetic pickups, mics and tuners. Mono model. £1.30 (24p). Stereo model. £2.30 (34p). Type 2 for ceramic or crystal pickups. Mono 60p (17p). Stereo. £1.20 (23p)

SEND S.A.E. FOR FREE LEAFLET ON KITS

BATTERY ELIMINATOR BARGAIN

The most versatile battery eliminator ever offered. Switched output of 3, 4, 6, 7, 9 and 12V at 500mA. £3.95 (70p)

Other eliminators stocked:

- 50mA-6V. £1.50 (30p)
- 9V. £1.50 (30p); 7.5V cassette type. £2.25 (30p); Double 6 + 6V. £2.50 (35p)
- 9 + 9V. £2.50 (35p)
- 500mA (higher current de luxe models)—6, 7 1/2 or 9V (state which). £2.85 (50p)

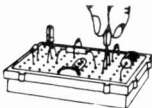


S-DECS AND T-DECS

| | |
|---------|-------------|
| S-DEC | £1.98 (31p) |
| T-DEC | £3.83 (47p) |
| µ-DEC A | £3.99 (51p) |
| µ-DEC B | £6.99 (81p) |

IC carriers 16 dill—plain, 8p (15p), with socket. £1.77 (25p) 10 TOS—plain, 7p (15p) with socket. £1.68 (24p)

Experiment guides A £1.50 (26p), B £1.77 (29p), C 90p (15p), D £2.40 (35p), E £4.20 (53p)



ZIPPY CABINETS

Attractive plastic instrument cases in 4 sizes 80 x 50 x 30mm. 80p (25p), 115 x 65 x 40mm. 87p (30p), 155 x 90 x 50mm. £1.20 (35p), 210 x 125 x 70mm. £1.80 (45p)

ECONOMICAL QUADRAPHONICS £9.95 (£1.30)

Complete self-contained matrix quadrasonic synthesizer in attractive cabinet. Just feed output of ordinary stereo hi-fi into it and hook up to 4 speakers to obtain the latest experience in sound. Send S.A.E. for free leaflet.

SWANLEY ELECTRONICS

P.O. Box 68, Swanley, Kent BR8 8TQ
Please add the sum shown in brackets after the price to cover the cost of post and VAT.
Official credit orders from schools, etc., welcome. No VAT charged on overseas orders.

WILMSLOW AUDIO

THE Firm for Speakers!

SPEAKERS

| | |
|----------------------------------------------|--------|
| Baker Group 25, 3, 8 or 15 ohm | £6.60 |
| Baker Group 35, 3, 8 or 15 ohm | £7.50 |
| Baker Group 50/12, 8 or 15 ohm | £12.50 |
| Baker Deluxe | £9.75 |
| Baker Major | £7.50 |
| Baker Superb | £12.00 |
| Baker Regent | £7.00 |
| Celestion PST8 (for Unilex) | £2.55 |
| Celestion MF1000, 8 or 15 ohm | £10.45 |
| Celestion HF1300 Mk. II | £6.16 |
| Celestion G12M, 8 or 15 ohm | £12.00 |
| Celestion G12H, 8 or 15 ohm | £15.00 |
| Celestion G15C, 8 or 15 ohm | £24.00 |
| Celestion G18C, 8 or 15 ohm | £33.00 |
| EMI 13 x 8in, 3, 8 or 15 ohm | £2.15 |
| EMI 13 x 8in d/c, 3, 8 or 15 ohm | £2.35 |
| EMI 13 x 8in t/w, 3, 8 or 15 ohm | £3.60 |
| EMI 13 x 8in type 350, 8 ohm | £8.25 |
| EMI 8 x 5in, cer. mag., 8 ohm | £1.65 |
| EMI 8 x 5in, 10 watt, d/c roll, surr., 8 ohm | £2.50 |
| EMI 5in, 98132CP, 8 ohm | £2.80 |
| Elac 9 x 5in, 59RM109 15 ohm, 59RM114 8 ohm | £2.65 |
| Elac 6 1/2in d/c roll surr., 8 ohm | £3.35 |
| Elac 6 1/2in d/cone, 8 ohm | £2.65 |
| Elac Tweeter TW4 4in | £1.21 |
| Elac 10in, 8 ohm | £2.65 |
| Fane Pop 100 watt, 18 in | £22.50 |
| Fane Pop 60 watt, 15in | £13.00 |
| Fane Pop 50 watt, 12in | £11.00 |
| Fane Pop 25/2, 12in | £6.40 |
| Fane Pop 15 watt, 12in | £4.40 |
| Fane Crescendo 12A or 12B | £29.00 |
| Fane Crescendo 15 | £36.00 |
| Fane Crescendo 18 | £47.50 |
| Fane 807T 8 in d/c roll surr., 8 or 15 ohm | £3.85 |
| Fane 808T 8in d/c, 8 or 15 ohm | £2.75 |
| Goodmans 8P, 8 or 15 ohm | £4.49 |
| Goodmans 10P, 8 or 15 ohm | £4.70 |
| Goodmans 12P, 8 or 15 ohm | £11.65 |
| Goodmans 15P, 8 or 15 ohm | £18.00 |
| Goodmans 18P, 8 or 15 ohm | £31.00 |
| Goodmans 12P-D, 8 or 15 ohm | £15.25 |
| Goodmans 12P-G, 8 or 15 ohm | £14.50 |
| Goodmans 12AX Audiomax, 8 or 15 ohm | £39.65 |
| Goodmans Audiom 100 | £9.50 |
| Goodmans Axent 100 | £6.60 |
| Goodmans Axiom 401 | £15.10 |
| Goodmans Twinaxiom 8, 8 or 15 ohm | £6.79 |
| Goodmans Twinaxiom 10, 8 or 15 ohm | £7.61 |
| Kef T27 | £4.75 |
| Kef T15 | £5.50 |
| Kef B110 | £6.50 |
| Kef B200 | £7.50 |
| Kef B139 | £11.75 |
| Kef DN8 | £1.92 |
| Kef DN12 | £4.12 |
| Kef DN13 | £2.75 |
| Richard Allan 12in d/c, 3 or 15 ohm | £2.50 |
| Richard Allan CG8T 8in d/c 8 ohm | £6.35 |
| WMT1 speaker match, trans., 3-15 ohm | £1.10 |

| | |
|-----------------------------------------|-------|
| Wharfedale Super 10 RS/DD | £9.80 |
| 2 1/2in 64 ohm, 70mm 8 ohm, 70mm 80 ohm | 85p |
| 7 x 4in, 3, 8 or 15 ohm | £1.38 |
| 8 x 5in, 3, 8 or 15 ohm | £1.38 |
| 10 x 6in, 3, 8 or 15 ohm | £1.92 |
| S.T.C. 4001G Super Tweeter | £6.19 |

Speaker Kits

| | |
|-----------------------------------|--------|
| Wharfedale Linton 2 (pair) | £19.25 |
| Wharfedale Glendale 3 (pair) | £34.50 |
| Wharfedale Dovedale 3 (pair) | £52.00 |
| Richard Allan Twinkit (each) | £8.25 |
| Richard Allan Triple 8 (each) | £13.00 |
| Richard Allan Triple 8 (pair) | £18.00 |
| Richard Allan Super Triple (each) | £21.50 |
| Goodmans DIN 20 (each) | £8.75 |
| Fane Mode 1 (each) | £9.90 |
| Peerless 20-2 (each) | £10.41 |
| Kefkit 2 (each) | £23.50 |
| Kefkit 3 (each) | £34.00 |
| Helme XLK25 (pair) | £18.17 |
| Helme XLK50 (pair) | £37.18 |
| Baker Major Module | £9.50 |

P.A. and Hi-Fi speaker cabinets. Send for Free booklet "Choosing a Speaker". Carr. and insurance 75p per kit (£1.50 pair).

PA/Disco Amplifiers

| | |
|-----------------------------|--------|
| (Carriage and Insurance £1) | |
| Baker Major 100 watt | £46.00 |
| Linear 30/40 | £25.00 |
| Linear 40/60 | £30.00 |
| Linear 80/100 | £55.00 |

Radios/Cassettes

| | |
|-----------------------------------------------------------------------------|---------|
| Grundig Solo Boy | £16.00 |
| Grundig Top Boy | £17.75 |
| Grundig Party Boy 500 | £22.75 |
| Grundig Melody Boy 500 | £26.75 |
| Grundig Elite Boy 500 | £26.75 |
| Grundig Signal 500 | £26.50 |
| Grundig Yacht Boy 210 | £34.00 |
| Grundig Melody Boy 1000 | £38.75 |
| Grundig Satellite 2000 | £121.00 |
| Grundig C410 Cassette | £28.50 |
| Grundig RF430 mains radio | £26.75 |
| Grundig RF310 mains radio | £22.00 |
| Tanberg TP41 | £43.00 |
| ITT Weekend Auto | £18.00 |
| ITT Golf Preset | £24.50 |
| ITT Colt | £11.50 |
| ITT Europa | £20.50 |
| ITT SL53 cassette | £25.75 |
| ITT Studio 60M cassette | £32.75 |
| ITT Studio 73 cassette | £48.00 |
| Bush VTR178, 5 band (inc. air) | £29.00 |
| Koyo KTR1770 11 band | £58.95 |
| Koyo KTR1663 or 1664, 8 band | £42.00 |
| Koyo KTR1883, 5 band | £22.00 |
| Murphy BA209 radio/cassette | £32.75 |
| Carriage and Insurance 75p. FREE with each radio—World radio stations book. | |

Free with speaker orders over £7—

"Hi-Fi Loudspeaker Enclosures" book. All units guaranteed new and perfect. Prompt despatch.

Carriage 35p per speaker (tweeters and crossovers 20p).

ALL PRICES QUOTED INCLUDE VAT

WILMSLOW AUDIO


Dept. PE

Loudspeakers: Swan Works, Bank Square, Wilmslow, Cheshire, SK9 1HF.

Radios, etc.: 10 Swan Street, Wilmslow, Cheshire. Telephone: Wilmslow 29599

BI-PRE-PAK

STEREO DECODER £4.95




incl. P. & P. and V.A.T.

Ready built unit, ready for connection to the I.F. stages of existing FM Radio or Tuner. A tell tale light can be connected. The unit is a small printed circuit, no further alignment necessary. L.E.D. is recommended as the indicating light, suitable device available from us at 36p. Instructions included.

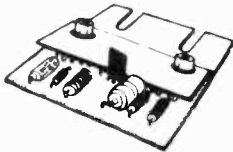
3 W.R.M.S. I.C. AMP only £1.65

incl. P. & P. and V.A.T. Order Code I.C.A.1.



On P.C. Board with all components or 2 on one board for £2.86. Order Code I.C.A.1/5. These amps. are supplied with a free booklet on connecting up, specifications and easy-to-build projects using the I.C.A.1

5W & 10W AMPS



5W ONLY £1.98
10W ONLY £2.49

incl. P. & P. and V.A.T.

These matchbox size amplifiers have an exceptionally good tone and quality for the price. They are only 2 1/2in x 1 1/2in. The 5W Amp will run from a 12V car battery making it very suitable for portable voice reinforcement such as public functions. Two amplifiers are ideal for stereo. Complete connection details and treble, bass, volume and balance control circuit diagrams are supplied with each unit. Discounts are available for quantity orders. More details on request. **Cheapest in the U.K. Built and tested.**

Now available for 5 & 10W AMPS

Pre-assembled printed circuit boards 2in x 3in available in stereo only, will fit 0-15 edge connector.
Stereo Pre-Amp 1 (Pre 1). This unit is for use with low gain or ceramic pick-up cartridges. **£1.21**
Stereo Pre-Amp 2 (Pre 2). This unit is for use with magnetic pick-up cartridges. **£1.69**
Stereo Tone Control (STC). This unit is an active tone control board and when used with the right potentiometers will give bass and treble boost and cut. **£1.21**
Instruction leaflet supplied with all units. Post and packing and V.A.T. included in prices.

enclose £.....for
.....Decoders/.....3W Amps/.....5W Amps
.....10W Amps/.....Stereo Pre-Amps 1
.....Stereo Pre-Amps 2.....Stereo Tone Controls
(Please insert quantities and delete those not applicable).


Name
Address

BI-PRE-PAK

Dept. A, 222/224 West Road,
Westcliff-on-Sea, Essex SS0 9DF.
Telephone: Southand (0702) 46344.

Ca. Regn. No. 820919

BIG Discounts



ALL PRICES INCLUDE V.A.T.

| SPEAKER BARGAINS | | GOODMANS 6 1/2in 8 ohm Dual cone | |
|----------------------------------|------|---------------------------------------|--------------|
| EMI 1 1/2in x 8in 3, 8 or 15 ohm | £ | | |
| Plain | 2-05 | FANE, 7in x 4in, 3 or 8 ohm | 1-00 |
| With Co-Axial Tweeter | 2-20 | 8in Dual cone 8 ohm | 2-40 |
| Twin Tweeter | 3-55 | CELESTION 8in, 15 ohm | 1-55 |
| Type 360, 8 ohm, 20W or 15 W | 7-50 | ADASTRA 10in, 8 or 15 ohm, 10W | 3-05 |
| 6 1/2in, 8 ohm, 10W | 2-30 | BAKER GROUP 25 12in, 8 or 15 ohm, 25W | P. & P. 0-25 |
| 8in, 8 ohm, 10W | 3-75 | 5in, 8 ohm, 5W C/Mag. | 0-85 |
| 12in, 8 ohm, 20W | 5-50 | 2 1/2in, 8 ohm or 64 ohm | 0-50 |
| 8in x 5in, C/Mag. 5W | 1-20 | | P. & P. 0-10 |
| 8in x 5in, Dual cone 8 ohm, 10W | 2-45 | | |
| ELAC 8in 8 ohm Dual cone | 2-10 | | |
| ELAC 10in 8 ohm Dual cone | 3-20 | | |

| TWEETER AND CROSSOVER | | Dome Tweeter 8 ohm, 30W | |
|--------------------------------|------|-------------------------------------------------------|--------------|
| EMI 3 1/2in, 3 or 8 ohm C/Mag. | 1-00 | Crossovers CN23 (3 ohm), CN28 (8 ohm), CN216 (16 ohm) | 1-05 |
| Cone Tweeter 8 or 15 ohm, 10W | 2-40 | | P. & P. 0-10 |
| Cone Tweeter 8 ohm, 3W | 1-40 | | |
| Horn Tweeter 8 ohm, 20W | 5-85 | | |

| KIT FORM CABINETS, TEAK VENEER | | 13in x 8in cutout | |
|---------------------------------------------------------------------|------|------------------------------------------------------|-------------------|
| 12in x 12in x 6in with 8in, 8in x 5in or 6 1/2in and 3 1/2in cutout | 2-45 | 18in x 11in x 9in with 13in x 8in cutout for EMI 350 | 4-25 |
| | | | P. & P. each 0-35 |
| 17in x 10in x 9in with 8in or | | | |

| MICROPHONES | | CONDENSER MIKE 600 ohm. | |
|-----------------------------------------|------|--------------------------------------------------------------------------|--------------|
| CM20 Crystal Hand | 0-50 | uni-dir | 7-90 |
| CM70 Planet stick metal, switch crystal | 1-55 | (Cassette Stick Mike with R. Control on/off switch (2-5 and 3-5mm J/Fly) | 1-85 |
| DM160 Dynamic uni-dir, ball metal | 3-95 | | P. & P. 0-15 |
| UD130 50K/600 ohm, uni-dir, ball metal | 5-50 | | |

| SOLDERING IRONS | | spare Bib, etc.) | |
|--------------------------|------|-----------------------|--------------|
| ANTEX CN240 15W | 1-60 | X25 25W (low leakage) | 1-60 |
| SK1 Kit (15 watt iron, 2 | | | P. & P. 0-10 |

| CARTRIDGES | | B8R 8CM Stereo ceramic | |
|----------------------------------------|------|------------------------|--------------|
| ACOS GP91/28C or GP91/38C Stereo comp. | 1-00 | 8X5H Stereo crystal | 1-60 |
| GP93/1 Stereo crystal | 1-35 | 8X5M Stereo crystal | 1-60 |
| GP94/1 Stereo crystal | 1-75 | X5H Mono/stereo | 1-25 |
| GP95/1 | 1-85 | X5M Mono/stereo | 1-25 |
| GP96/1 | 1-75 | GOLDRING G800 | 3-85 |
| GP101 | 0-75 | G850 | 2-95 |
| | | | P. & P. 0-05 |

| SONOTONE 9THAC Stereo ceramic, diam. | | STYLI FOR ABOVE | |
|--------------------------------------|------|-------------------------|------|
| 19-TT Stereo crystal | 0-80 | Sapphire 35p D. Diamond | 1-25 |
| | | GOLDRING G800/G850 | 1-95 |

| BATTERY ELIMINATORS | | socket) 6, 7-5 or 9 d.c. output at 300mA | |
|--------------------------------------|------|------------------------------------------|--------------|
| 140V input 6, 7-5 or 9 300mA | 2-20 | | 2-20 |
| 12V d.c. input (fits in car lighter) | | | P. & P. 0-10 |

| TAPES | | LP | | DP | | 7in | |
|---------|-----|-----|-----|------------------|------|------|------|
| 5in | 45p | 55p | 70p | P. & P. 1-3 each | 1-00 | 1-30 | 0-09 |
| 5 1/2in | 55p | 65p | 95p | 4 or more lot | | 0-30 | |

| LOW NOISE CASSETTES | | Cassette Head Cleaner | |
|---------------------|-----|-----------------------|------------------|
| C60 | 35p | 33p | 30p |
| C90 | 45p | 43p | 40p |
| C120 | 55p | 52p | 50p |
| | | | 11-20 post free |
| | | | 0-85 |
| | | | P. & P. 1-5 each |
| | | | 0-03 |
| | | | 6-10 lot |
| | | | 0-15 |

| PLASTIC LIBRARY CASES for 5 1/2in Reels | | 7in Reels | |
|-----------------------------------------|------|--------------------------------|------|
| | 0-18 | | 0-25 |
| 5 1/2in Reels | 0-22 | CASSETTE CASES | 0-10 |
| | | P. & P. 1-3 each 5p; 4 or more | 0-20 |

| BIB ACCESSORIES | | BUDGET SPEAKER SYSTEMS | |
|---------------------------------|--------------|-----------------------------------------------------------------------------------------------------------------------------------------------------------------|--|
| Tape Editing Kit, Ref. 23 | 1-30 | 1. Pr. of 10watt 8ohm 2 speaker system in de luxe teak veneer cabinet 18" x 11" x 9" wired, inc. plugs. £25.00 per pair. | |
| Recording Tape Splicer, Ref. 20 | 1-15 | 2. Pr. of 20watt 8ohm 2 speaker system freq. response 50c.p.s. to 17,000c.p.s. Teak veneer cab. 21 1/2" x 12" x 9" with 12lt. cable and plugs. £29.95 per pair. | |
| Cassette Tape, Editing, Ref. 24 | 1-40 | | |
| Cassette Salvage Kit, Ref. 29 | 0-40 | | |
| 12's Cassette Case, Ref. 34 | 1-00 | | |
| Stylus Balance, Ref. 32A | 1-15 | | |
| Spirit Level, Ref. 46 | 0-50 | | |
| H-FI Stereo Test Cassette | 1-90 | | |
| Groove-Kleen Record Cleaner | 1-90 | | |
| | P. & P. 0-10 | | |

Send 25p for COMPLETE CATALOGUE, refundable upon first order. ALL OUR MERCHANDISE IS FULLY GUARANTEED

Riversdale Electronics

Mail Order Department PE/5
P.O. Box 470, Manchester M60 4BU

Readout —

A SELECTION FROM OUR POSTBAG

P.E. RONDO

Sir—Forgetting the price increase and maybe putting the E.S.P. article to some use, perhaps you could tell me what happened to the "RONDO" series. I started this unit at a slow steady pace—looking forward to each article as it appeared, only to find it comes to an abrupt end with no further mention of it. After searching the February and March issues to see if there is a temporary postponement of the series, I came up with nothing.

Can you tell me the solution; will it be concluded in later articles?

G. E. Heslop,
Carlisle.

In view of the current power crisis it was decided to insert items such as the "100W Power Inverter", lamp inverter and the like, rather than continue the Rondo series which had, in any case, reached the completion of the audio stages.

This series will be resumed next month.

What-ponic ?

Sir—Is it not a little odd that we have "progressed" from stereophony to quadrphony when the former is superior to the latter? Should we perhaps consider the possibility that engineers, who have devised words and used them without regard to their meaning, might have betrayed confusion of mind?

A. D. Blumlein, who is generally regarded as having "invented" stereophony, didn't use the word in his famous patent. He did describe how several loudspeakers might be fed from two channels to restore a measure of three-dimensional reproduction—suggesting that four loudspeakers might be sufficient. Good engineers are precise, Blumlein was both. He said (in effect)—that two loudspeakers could restore a measure of binaural effect—insofar that azimuth separation, instrument from instrument or instrument from reverberation, could be restored to a certain extent; this is not stereophony because "stereo" means:—"Solid in the sense of three dimensional." As far as I am aware, stereophony has yet to be invented.

A lot depends upon whether the "phony" (meaning voices!) relates to the number of loudspeakers or

to the voices being reproduced; if the latter is intended then monophonic reproduction will become rather boring. If the former is intended, stereophony has been known for years: it has recently been revived and demonstrated by the Sennheiser dummy-head disk which is able to provide binaural headphone listening. What the fuss is all about is how the binaural signals should be presented through loudspeakers.

With the exception of Blumlein's patent, the remaining technical literature reveals little sign of coherent theory or rigorous experimentation. Quadrphony does have a genuine objective: it is to create a better stereophonic effect. It would hardly be fair to say that the consumer is being "conned" although he is most certainly participating in a mass-experiment to determine which particular system will "win". The effects of advertising and muddled explanations could hardly be seen as beneficial towards ensuring that the experiment is a fair one.

It would be a pity if those of use who are less sensitive to the defects of a particular quadraphonic system should "vote it in" as acceptable, denying others, and ultimately themselves, the benefit of further development because a low-grade commercially acceptable system has been found to provide sufficient turnover without the need for further research or investment. By all means say to the recording companies, "your quad isn't yet good enough for me to buy it" or—"it is so good that I can't tell I'm not in the concert-hall". Some of the uninformed all-black/all-white insensitivities in "Readout" remind me of a bar-room brawl. There are those who swear that beer makes a piano sound better—it doesn't have the same effect in an organ.

A last word: Eric Partridge, in "Usage and Abusage" gives: Quadra-; Quadri-; Quadru-. The first is always wrong . . .

Peter J. Unwin
Rochdale.

Charger/Regulator

Sir—After reading the article on the "Auto-Charger Regulator", (Feb. 1974), I decided to investigate the material presented.

1. Every mechanical regulator irrespective of manufacture (e.g. Lucas, CAV, Bosch, Hitachi, etc.) has current regulation incorporated.
2. Use of a solid state voltage regulator without the current regulator will burn out the dynamo. On test with the battery voltage down to 10V a C40 dynamo produces 40 amps at the regulation voltage. Max. safe current for C40 is 22A.
3. Voltage regulation figures vary from 13.8V to 16.5V, not about 15 volts.
4. Current output at a safe level for dynamos fitted to very ordinary cars varies from 22A to 34A according to type. Only one is quoted at the 20A average mentioned.
5. All cable has been supplied in metric sizes for a considerable time.
6. Spade terminals are readily available so there is no need to knock them out of bits of plumbers' copper.
7. The method illustrated is definitely not the way to solder Lucas terminals to cable.
8. No car ever had a connector in the dynamo leads as standard equipment.
9. Positive earth went out with the Ark so why give it as a first choice?
10. A current sensing resistor is available from CAV or any scrap yard.
11. No protection is provided on the unit against voltage surges produced by the vehicle equipment or a worn dynamo.

It would appear, therefore, that whilst the project will work to a limited extent, the application on cars could have been more thoroughly researched. This comment is also applicable to other car projects and I would suggest some form of pre-publication critique to avoid serious mistakes.

May I stress that I welcome car orientated projects and hope that you will include many more as I know from my involvement with the motor trade that these arouse a very great interest.

H. D. Briggs,
Telford.

The answers to the points raised are as follows:

1. The article clearly states that if a vehicle having a current and voltage regulator is to be fitted with the solid state unit, then the current/voltage solid state unit should be used.
2. Current limits given for dynamos are continuous rating. Intermittent, or short term rating is considerably higher.

Any battery which cannot be raised from 10V to regulation voltage within the allowed time before generator heating occurs must be faulty, and probably would not start the engine. Remember that the generator would be starting from cold in this case, and so would have greater thermal capacity. Your reader forgets that with a conventional regulator the output of say 20A is created by a far from constant pulsed current whose peak value is probably well over 30A.

3. The article quite clearly refers the constructor to the maker's manual to set the voltage accurately.
4. The current rating I quoted was that for my own vehicle. I did not dispute that other capacity generators exist but I imagine that any reader who knew enough about the vehicle to fit my circuit to it would be aware of the fact, and would soon find out if—as I suggested—the manual was consulted to find the voltage setting; the current capacity would probably be found on the same page.
5. Cable has been available in metric sizes for some time, this does not mean that all "Imperial" stocks were destroyed at the day of change-over. I still have quite a lot of "old" wire. The size 14/0076 was quoted only for robustness, as it actually carries 1 milliamp the application is hardly critical. The main current carrying cable was quoted as "50A" which is neither metric nor Imperial.
6. I was unable to purchase 3/16 in. spade terminals from Southampton's main Lucas agent. In my design, construction is simplified by making the spades part of the diode bracket so I see no sense in the comment at all. As for "knocking them out of plumbers' copper", surely that is all the commercial article is! Why not do it yourself and save money?
7. I did not draw the illustration, but, as an engineer, I find that any method which achieves a satisfactory result will not cause me as much indignation as it does to your reader. I would be interested to know what the British Standard way of soldering a Lucas connector is.
8. The only answer to this is "Mine has!" In the age of mass production, when an engine descends into a vehicle, all of the relevant electrics, including the generator cable, are connected up

with one multi-pole plug, to save time. This is the case with mine.

9. I expected the average reader to understand that either polarity version could be built. If your reader is so scornful of the positive earth system then he is under no compulsion to build it. It occurs to me that most of the techniques used in modern cars went out with the Ark, but are still used for economic reasons.
10. So what! Why buy one when the cable can be used? The cable-voltage-drop technique has been used commercially with alternators. (Incidentally my circuit will also work with alternators, simply by omitting the cutout diode. I intend to do this quite soon).
11. My circuit does not allow a worn dynamo to create voltage surges sufficient to cause damage. A 2 μ F capacitor is incorporated to suppress transients, so I hardly consider that there is "no" protection. In my vehicle, the voltage waveform produced is so smooth that the CD inverter spillback masks any other irregularities.

I am pleased that your reader admits, despite its shortcomings, that my unit will work. Mine has been working for 18 months now and has covered about 15,000 miles. I consider that to be adequate research.

I think I have answered any technical queries raised. I feel, however, that I must make a reply also to the tone of the letter, which was, in my opinion, rather provocative. I do not see any valid scientific purpose served by "having a go" in this manner, as to my mind, criticism couched in these terms loses some of its credibility. I assure you that my article is based on sound principles, and I avidly await the publication of an article by Mr. Briggs!

J. R. Watkinson, B.Sc., M.Sc.

Inverter/Charger

Sir—I am writing in connection with Mr Verrill's article (100W Inverter/Charger) in February P.E. There seems to be some error under the section entitled "Transformer Calculations" regarding average and peak values of rectified sinewaves. The first two paragraphs do not make sense.

More serious though is the implication that a transformer designed for mains to low voltage and not vice versa, may be used freely in this or any other inverter circuit. The fact is that unless a transformer has been specifically designed for such an application it is possible

for the inductance of the "new" primary (LT side) to be so low as to allow a large magnetising current to flow. This means that an inverter may take several amps when unloaded, only being reasonably efficient on full load.

Another point regarding the published circuit is the use of 2N3055 transistors which have a high $V_{ce(sat)}$ when handling high collector currents. Silicon may well be "à la mode" but germanium would save precious watts, thanks to their low on resistance.

Both these points lead me to ask either the magazine or the author to clarify the following points.

1. How many amps does the inverter take when no load is connected?
2. How many hard-earned watts are lost when the inverter is drawing, say 10 amps, in each 2N3055 transistor?
3. How many amps are drawn from the battery to illuminate 80 watts of filament lamps to full brilliance?

In conclusion I should like to point out that these are meant to be constructive criticisms intended to enable constructors to eke the last amount of useful energy out of their batteries in the most efficient manner possible. As such I hope those concerned will reply to these points fully.

L. Cook,
Prescot, Lancs.

LOW PRIMARY INDUCTANCE

Contrary to Mr. Cook's statement, a low primary inductance is an advantage since a transformer designed with a higher inductance to give lower magnetising current would need more turns of wire and hence would have a higher resistance giving greater losses to load current. This is made clear by the following example:

$$\begin{aligned}
 12V \text{ winding resistance} &= 0.1 \Omega \\
 \text{Magnetising current} &= 2A \\
 \text{Load current} &= 10A \\
 \text{Total current} &\approx \sqrt{2^2 + 10^2} = 10.2A \\
 \therefore I^2R \text{ loss} &= 10.4W
 \end{aligned}$$


If the number of turns is now doubled the inductance is multiplied by 4 and the resistance is also multiplied by 4 since for a given volume of wire, twice the length at half the thickness is required.

$$\begin{aligned}
 \therefore 12V \text{ winding resistance} &= 0.4 \Omega \\
 \text{Magnetising current} &= 0.5A \\
 \text{Load current} &= 10A \\
 \text{Total current} &\approx \sqrt{0.5^2 + 10^2} = 10.012 \\
 \therefore I^2R \text{ loss} &= 40W
 \end{aligned}$$

To this must be added the increased loss due to the doubled number of secondary turns.

The foregoing calculations refer to the untuned square wave version. It is correct to take the square root of the sum of the squares of the two components of current, since the

'Brightcase'
anodised cases




THE WEST HYDE PRESTIGE CASE

The smartest of the West Hyde cases, all anodised aluminium, with top and bottom panels only. In black PVC covered steel (plain or louvred) Free standing or 19in rack mounting with aluminium brackets. Supplied ex-stock, fully assembled with S.S. Pozidrive screws

Prices include panels feet, P & P and VAT State whether i, j or Full Panels required

| | 1 off | Pr brackets | Extra for louvres |
|---------------------------|--------|-------------|-------------------|
| BC21 (3 1/2in whole rack) | £12.29 | 80p | 73p |
| BC22 (3 1/2in half rack) | £9.95 | 80p | 73p |
| BC31 (5 1/2in whole rack) | £14.17 | £1.13 | 73p |
| BC32 (5 1/2in half rack) | £11.67 | £1.13 | 73p |

minos
PLASTIC CASES

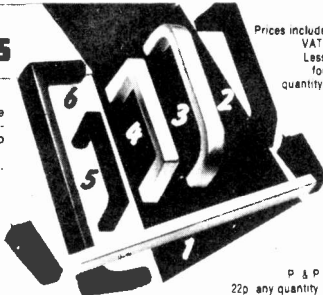


A smart miniature case in tough, rigid, high-gloss black ABS Front panels in either aluminium or white PVC/Steel Built-in slots for PC cards, dividers, or screens Chassis or PC boards can be supported on P clips from internal pillars Excellent as encapsulation boxes

| | 1 off | 10 off |
|------------------------------------------------|-------|--------|
| M2 65mm x 100mm x 50mm 2 1/2in x 3 1/2in x 2in | 47p | 46p |
| M3 100mm x 130mm x 50mm 3 1/2in x 5in x 2in | 63p | 55p |

Prices include P & P and VAT Less for quantities Also available less panel and screws Minimum order £1

CONTIL handles




- (1) No 265 Anodised aluminium centre bar Black plastic brackets with moulded-in core 75mm 97p. 5 more sizes up to 154mm
- (2) No 287.1 Nylon 112mm Load 50kg. 45p.
- (3) No 277 All ground, polished anodised 88mm, 94p., 120mm £1.06.
- (4) No 268 Satin all 57.5mm, 94p., 102mm £1.01, 145.5, £1.17.
- (5/6) No 250 Black nylon Very comfortable 75mm, 29p., 110mm 47p., 155mm, 67p.

Prices include VAT Less for quantity

P & P 22p any quantity Write or phone for new catalogue

AMTRON VENTILATED METAL CASES




AMTRON METAL CABINETS GIVE EXTRA VENTILATION

Ideal for Stabilised Power Supply Units A lightweight case with perforated sides and top The front panel is of heavy gauge anodised all The top, bottom, sides and back interlock, secured by 4 screws The front frame is a clever moulding holding the panels allowing for 4 hidden fixings for a chassis if required (not supplied) Integrally moulded front feet also form the mounting for the tilt support which is standard with this matt blue painted case

| Height | Length | Depth | Code | 1 off* |
|--------|--------|-------|------------|--------|
| 120mm | 284mm | 138mm | 00/3009-00 | £5.39 |
| 120mm | 224mm | 138mm | 00/3009-10 | £4.73 |
| 120mm | 284mm | 188mm | 00/3009-20 | £5.95 |

Less for quantity *Incl feet tilt, VAT and P & P

CONTIL MOD-2



The design of these cases permits the instrument to be built or serviced within their external panels. 48 shapes. Low cost. Blue PVC/steel with white PVC coated aluminium panels.

| | Width in | Height in | Depth in | 1 off | Width in | Height in | Depth in | 1 off |
|---|----------|-----------|----------|--------|----------|-----------|----------|-------|
| A | 4.5 | 3 | 6.5 | 3.17 M | 4.5 | 3 | 13 | 3.51 |
| B | 4.5 | 7 | 6.5 | 3.91 N | 4.5 | 7 | 13 | 4.79 |
| C | 4.5 | 10 | 6.5 | 4.32 O | 4.5 | 10 | 13 | 6.07 |
| D | 9 | 3 | 6.5 | 4.32 P | 9 | 3 | 13 | 4.79 |
| E | 9 | 7 | 6.5 | 4.79 Q | 9 | 7 | 13 | 6.07 |
| F | 9 | 10 | 6.5 | 5.52 R | 9 | 10 | 13 | 7.39 |
| G | 13 | 3 | 6.5 | 4.79 S | 13 | 3 | 13 | 6.07 |
| H | 13 | 7 | 6.5 | 5.52 T | 13 | 7 | 13 | 7.39 |
| I | 13 | 10 | 6.5 | 6.07 U | 13 | 10 | 13 | 8.95 |
| J | 18 | 3 | 6.5 | 5.52 V | 18 | 3 | 13 | 7.39 |
| K | 18 | 7 | 6.5 | 7.39 W | 18 | 7 | 13 | 8.95 |
| L | 18 | 10 | 6.5 | 8.95 X | 18 | 10 | 13 | 10.76 |

Woodgrain D £4.79, E and G £5.92, H £6.67 Prices include screws rubber feet one or two chassis according to size and P & P and VAT

WEST HYDE



WEST HYDE DEVELOPMENTS LTD., RYEFIELD CRESCENT, NORTHWOOD HILLS, NORTHWOOD, MIDDXX.

MAG 1NN.

Tel. Northwood 24941 or 26732 Telex: 923231

Out now! Free



Get the Heathkit Catalogue..and save

Handcrafted electronics with built-in quality and kit form savings.

Hundreds of models to choose from.

Heath offer you outstanding specifications and plus values that will impress you, your family and friends. Want to know more? Send for your personal introduction to the international world of Heathkit electronics... the Free Heathkit Catalogue.

Free

Please send me the FREE Heathkit Catalogue & details of Monthly budget plans

NAME _____

ADDRESS _____



HEATH (GLOS) LTD DEPT **PE/B/74**
Bristol Road,
Gloucester GL2-6EE

SHOWROOM LONDON:- 233 Tottenham Ct. Rd.

C. T. ELECTRONICS

267 Acton Lane, London W4 5DG
Tel. 01-994 6275

MAIL ORDER DEPT./REGISTERED OFFICE/COMPONENT COUNTER

semiconductors

| | | | | | | | | | | | |
|--------|-----|--------|-------|----------|-------|--------|-------|--------|-------|---------|-------|
| AC107 | 35p | BCY33 | 45p | MJE370 | 75p | OC77 | 40p | ZTX504 | 50p | 2N2907 | 30p |
| AC125 | 25p | BCY34 | 45p | MJE371 | 80p | OC81 | 25p | ZTX531 | 30p | 2N2926G | 30p |
| AC126 | 25p | BCY38 | 60p | MJE520 | 60p | OC83 | 25p | ZTX550 | 30p | 2N3053 | 25p |
| AC127 | 25p | BCY39 | 85p | MJE521 | 75p | OC84 | 25p | 1N914 | 8p | 2N3054 | 60p |
| AC128 | 25p | BCY55 | £1.20 | MJE2955 | £1.95 | OC139 | 40p | 1N916 | 8p | 2N3055 | 65p |
| AC176 | 25p | BCY70 | 22p | MJE3055 | 85p | OC140 | 25p | 1N4001 | 7p | 2N3232 | 70p |
| AC187 | 25p | BCY71 | 20p | MM1613 | 43p | OC170 | 25p | 1N4002 | 8p | 2N3440 | 60p |
| AC188 | 30p | BCY72 | 20p | MM1712 | 60p | OC171 | 25p | 1N4003 | 9p | 2N3702 | 14p |
| AD140 | 55p | BD121 | 75p | MPF102 | 45p | OC200 | 50p | 1N4004 | 10p | 2N3703 | 12p |
| AD149 | 85p | BD123 | 75p | MPF103 | 50p | OC201 | 80p | 1N4005 | 12p | 2N3704 | 12p |
| AD161 | 44p | BD124 | 75p | (2N5457) | 35p | OC202 | 75p | 1N4006 | 13p | 2N3705 | 12p |
| AD162 | 44p | BD131 | 75p | MPF104 | 50p | OC205 | 80p | 1N4007 | 14p | 2N3706 | 12p |
| AF114 | 25p | BD132 | 75p | (2N5458) | 40p | TIP29A | 50p | 1N4148 | 7p | 2N3707 | 12p |
| AF115 | 25p | BD153 | 75p | MPF105 | 50p | TIP30A | 60p | 2N696 | 30p | 2N3708 | 12p |
| AF116 | 25p | BD156 | 75p | (2N5459) | 40p | TIP31A | 65p | 2N697 | 25p | 2N3709 | 14p |
| AF117 | 25p | BDY11 | £1.40 | NKT135 | 35p | TIP32A | 75p | 2N698 | 25p | 2N3771 | £2.80 |
| AF118 | 50p | BF152 | 20p | NKT222 | 25p | TIP33A | £1.05 | 2N706 | 12p | 2N3772 | £3.00 |
| AF172 | 30p | BF194 | 14p | NKT401 | 75p | TIP34A | £1.55 | 2N706A | 15p | 2N3773 | £3.40 |
| BA102 | 30p | BF195 | 15p | NKT404 | 80p | TIP35A | £3.35 | 2N708 | 15p | 2N3819 | 35p |
| BA112 | 60p | BF196 | 15p | NKT773 | 25p | TIP36A | £3.65 | 2N930 | 20p | 2N3820 | 55p |
| BA114 | 18p | BFX29 | 30p | NKT774 | 25p | TIP41A | 75p | 2N1132 | 25p | 2N3866 | 85p |
| BC107 | 14p | BFX84 | 30p | OA5 | 25p | TIP42A | 95p | 2N1302 | 20p | 2N3904 | 22p |
| BC108 | 14p | BFX85 | 30p | OA10 | 50p | TIP29B | 60p | 2N1303 | 20p | 2N3905 | 22p |
| BC109 | 14p | BFX86 | 30p | OA47 | 10p | TIP30B | 70p | 2N1304 | 25p | 2N4058 | 12p |
| BC109c | 16p | BFX87 | 30p | OA70 | 12p | TIP31B | 75p | 2N1305 | 25p | 2N4059 | 12p |
| BC147 | 12p | BFX88 | 30p | OA81 | 10p | TIP32B | 85p | 2N1306 | 25p | 2N4060 | 12p |
| BC148 | 12p | BFY44 | 50p | OA90 | 10p | TIP33B | £1.20 | 2N1307 | 35p | 2N4061 | 14p |
| BC149 | 12p | BFY50 | 25p | OA91 | 10p | TIP34B | £1.75 | 2N1308 | 35p | 2N4126 | 17p |
| BC157 | 14p | BFY51 | 25p | OA200 | 10p | TIP29C | 60p | 2N1309 | 25p | 2N4286 | 15p |
| BC158 | 14p | BFY52 | 25p | OA202 | 10p | TIP36B | £3.80 | 2N1613 | 25p | 2N4287 | 15p |
| BC159 | 14p | BFY53 | 25p | OA210 | 35p | TIP29C | 75p | 2N1711 | 25p | 2N4288 | 15p |
| BC169c | 15p | BFY90 | 60p | OA211 | 35p | TIP30C | 85p | 2N2160 | 65p | 2N4289 | 15p |
| BC182 | 13p | BSW63 | 60p | OC16 | 90p | TIP31C | 90p | 2N2217 | 25p | 2N4290 | 15p |
| BC183 | 13p | BSW68 | 75p | OC19 | 85p | TIP32C | £1.10 | 2N2218 | 30p | 2N4444 | £1.90 |
| BC184 | 13p | BSY95a | 12p | OC22 | 55p | TIP33C | £1.35 | 2N2219 | 35p | 2N4871 | 35p |
| BC212 | 15p | BY127 | 20p | OC26 | 65p | TIP34C | £2.00 | 2N2222 | 25p | 2N5191 | 96p |
| BC213 | 15p | BY164 | 60p | OC28 | 65p | TIP35C | £3.25 | 2N2224 | 25p | 2N5194 | £1.10 |
| BC214 | 15p | IS103 | 15p | OC35 | 60p | TIP36C | £4.25 | 2N2398 | 70p | 40360 | 50p |
| BC238 | 14p | MJ340 | 50p | OC44 | 20p | IS50 | 40p | 2N2646 | 50p | 40361 | 50p |
| BC239 | 14p | MJ481 | 95p | OC45 | 20p | ZTX107 | 15p | 2N2846 | £1.50 | 40362 | 55p |
| BCY30 | 40p | MJ2801 | £1.20 | OC71 | 17p | ZTX300 | 15p | 2N2904 | 30p | | |
| BCY31 | 55p | MJ2901 | £2.20 | OC75 | 25p | ZTX500 | 16p | 2N2905 | 45p | | |
| BCY32 | 95p | MJE340 | 50p | OC76 | 25p | ZTX501 | 20p | 2N2906 | 25p | | |

74 SERIES I.C.'s (TTL)

| | | | | | | | | | |
|--------|-----|--------|-----|--------|-------|--------|-------|---------|-------|
| SN7400 | 28p | SN7411 | 24p | SN7430 | 30p | SN7446 | £2.00 | SN7481 | £1.25 |
| SN7401 | 38p | SN7412 | 42p | SN7432 | 48p | SN7447 | £1.75 | SN7482 | 40p |
| SN7402 | 28p | SN7413 | 60p | SN7433 | 70p | SN7448 | £2.00 | SN7483 | £1.00 |
| SN7403 | 28p | SN7416 | 40p | SN7437 | 70p | SN7450 | 25p | SN7484 | 95p |
| SN7404 | 40p | SN7417 | 40p | SN7437 | 70p | SN7451 | 25p | SN7486 | 45p |
| SN7405 | 40p | SN7420 | 20p | SN7438 | 65p | SN7454 | 28p | SN7490 | 75p |
| SN7406 | 40p | SN7422 | 48p | SN7440 | 35p | SN7470 | 25p | SN7491 | £1.20 |
| SN7407 | 56p | SN7423 | 52p | SN7441 | 75p | SN7470 | 30p | SN7492 | 75p |
| SN7408 | 55p | SN7425 | 48p | SN7442 | 79p | SN7472 | 30p | SN7493 | 96p |
| SN7409 | 45p | SN7427 | 48p | SN7443 | £1.05 | SN7473 | 57p | SN7494 | 80p |
| SN7410 | 28p | SN7428 | 50p | SN7445 | £2.00 | SN7474 | 50p | SN7495 | 80p |
| | | | | | | SN7475 | 96p | SN7496 | £1.00 |
| | | | | | | SN7476 | 60p | SN7497 | £6.25 |
| | | | | | | SN7480 | 80p | SN74100 | £2.50 |

TRIACS

| | |
|-----------------|-------|
| TXL228B 8A 400V | 95p |
| SC40D | £1.40 |
| SC40E | £1.85 |
| SC45D | £1.70 |
| SC45E | £2.10 |
| SC50D | £2.42 |
| SC50E | £2.70 |
| DIAC | 25p |

S.C.R.'s

| | |
|-----------|-------|
| CRS1 05 | 40p |
| CRS1 10 | 56p |
| CRS1 20 | 60p |
| CRS1 40 | 65p |
| CRS1 60 | 90p |
| CRS3 10 | 62p |
| CRS3 20 | 62p |
| CRS3 40 | 90p |
| CRS3 400 | £1.00 |
| CRS16 100 | £1.85 |
| CRS16 200 | £1.60 |
| CRS16/600 | £1.90 |
| C106B | 45p |
| C106D | 70p |
| 40669 | 90p |
| TIC44 | 35p |
| 2N4444 | £1.90 |

LINEAR I.C.'s

| | |
|--------------------------------|-------|
| LM309K 5V 1A voltage reg | £2.10 |
| LM723C 2-37V 100mA voltage reg | £1.85 |
| MFC4000 250mW audio | 60p |
| TBA900 5W audio | £1.54 |
| 7090 OP Amp DIL T099 | 45p |
| 741C OP Amp 8 14 OIL T099 | 55p |
| 748C OP Amp DIL | 75p |
| 747C Dual OP Amp | £1.20 |
| ZN414 Radio I.C. | £1.25 |
| TA10100 Radio I.C. inc. filter | £1.90 |
| CA3014 | £1.55 |
| CA3018 | £1.00 |
| CA3028 | £1.20 |
| CA3036 | £1.00 |
| CA3046 | 95p |
| CA3048 | £2.35 |
| CA3075 | £1.40 |
| CA3900 | £4.85 |
| MC1303L | £2.20 |

ZENER DIODES

| | |
|--------------------|-----|
| BZY88 series 400mW | 15p |
| 3 V-33V 5% | 25p |
| 1 5W range | 45p |

L.E.D.

| | |
|---------|-----|
| TIL209 | 28p |
| HP5082 | 28p |
| MA2082R | 25p |

L.D.R.

| | |
|-------|-----|
| ORP12 | 60p |
|-------|-----|

LOW COST OSCILLATORS

| | |
|--------------------------------|--|
| Coaxor—1035 D.B. 1049 Mk 3A | |
| D.B. 1049 Mk. 4, D.B. | |
| EMI—WM2 WM3B WM7 WM8 | |
| WH16 WH18 WH26 | |
| Solartron—AD557 CD513.2 CD523 | |
| S.2. CD643, CD643.1, CD711 S.2 | |

All prices and details on application, phone 01-994 6275. Inspection welcome—call at warehouse.

BRIDGE RECTIFIERS

| | |
|------------------|-----|
| W02 1A 200V | 38p |
| BY164 1 4A 200V | 57p |
| MDA952 2 6A 100V | 90p |

V.A.T.

Unless otherwise stated all prices are EXCLUSIVE of V.A.T. Please add 10% to all orders. Carriage: orders under £5 + 20p Over £5 post free

WAREHOUSE

20-24 BEAUMONT ROAD, W.4
SURPLUS COMPONENTS TEST EQUIPMENT etc etc

THOUSANDS OF BARGAINS

Test Equipment * Oscilloscopes * Signal Generators * Counters
Cabinets * Bridges * Meters * Transmitters * Receivers * Power Supplies
Laboratory Equipment * Galvanometers * Audio Equipment * Video
Equipment * Meters * Battery Chargers * Motors * Etc. * Etc.

20 TONS OF ELECTRONIC EQUIPMENT

Resistors * Relays * Capacitors * Switches * Transformers * Meters
Potentiometers * Component Panels * Semiconductors * Cable * Valves
Etc. * Etc * Etc.

Regret no lists available. Personal callers only. Cash and Carry only.

AUDIO ACCESSORY SHOP

17 TURNHAM GREEN TERRACE, CHISWICK, W.4

VALVE AMPLIFIERS

| | | | |
|---------|--------|----------|---------|
| 5 Watt | £12.50 | 50 Watt | £38.25 |
| 15 Watt | £24.50 | 150 Watt | £75.90 |
| 30 Watt | £29.50 | 500 Watt | £124.50 |

TRANSISTOR AMPLIFIERS

| | | | |
|---------------|--------|----------------|--------|
| FAL Phase 50W | £39.93 | FAL Phase 100W | £59.95 |
|---------------|--------|----------------|--------|

DISCO CONSOLES

| | | | |
|----------------|--------|-------------------------------------|---------|
| FAL Disco Mk 2 | £82.99 | FAL Power Disco (with 70W rms Amp.) | £123.75 |
|----------------|--------|-------------------------------------|---------|

HEAVY DUTY LOUSPEAKERS

| | | |
|-----------------------------------------|---------------------------------------------|--------|
| * SPECIAL OFFER PRICE | 3 channel sound-light | £22.50 |
| 15 in. 70W E.M.I. 8 ohm | Oilwheel 6in dia | £5.25 |
| Decca 8in. 10 watt Hi-Fi. Speaker | Suitable 4rpm motor | £1.00 |
| plus matching tweeter. £7.50 com-plete. | Strobe 4 Joule | £25.00 |
| Suitable 2-way cross-over | Single flash box (100W Red. Blue. Gn. Yel.) | £7.50 |
| £1.21 | Triple flash box | |
| | 150W Projector and Wheel | £25.00 |

DISCO LIGHTING

| | |
|-----------------------|-------|
| Sound-lighting module | £7.90 |
|-----------------------|-------|

TEAK VENEERED SPEAKER CABINETS

| | | |
|-------------------------|-----------------------------------|-------|
| For 8" - 5in Speaker | Size 7 1/2in x 11 1/2in x 5 1/2in | £3.50 |
| For 8in - Tweeter | 9 1/2in x 13 1/2in x 5 1/2in | £5.00 |
| For 13" - 8in | 10 1/2in x 17 1/2in x 6in | £5.75 |
| For 13" - 8in - Tweeter | 12in x 18 1/2in x 8 1/2in | £7.50 |
| For 12in - Tweeter | 15 1/2in x 18in x 8 1/2in | £9.00 |

REXINE COVERED SPEAKER CABINETS

Suitable for P.A. or DISCO use takes 12in speaker unit Size approx 18in x 18in x 8in £9.00

SPEAKER CLOTH

Available in Black or Green approx width 54in £1.75/yd

HEADPHONES

Type H-202 Features Mono stereo switch Volume controls on each channel Freq response 20-20,000Hz Impedance 4-16 ohms £4.50

ELECTRONIC COMPONENTS BARGAIN COMPONENT PACKS

| | |
|---------|------------------------------------------------------------------------------|
| Pack No | 1 500 Carbon resistors; j. 1.2 watt |
| | 2 100 Electrolytic Condensers |
| | 3 250 Ceramic. Polystyrene. Silver Mica. etc. Condensers |
| | 4 250 Polyester Polycarbonate. Paper. etc. Condensers |
| | 5 25 Potentiometers assorted |
| | 6 250 High-stab. 1%, 2%, 5% resistors |
| | 7 50 Assorted Tagstrips |
| | 8 1lb Assorted nuts, bolts, washers, spacers, etc. |
| | 9 25 Assorted switches rotary, lever, micro, toggle etc. |
| | 10 50 Preset Potentiometers |
| | 13 30 Unmarked OC71 Transistors |
| | 14 25 Unmarked 250mW Zener Diode. 4.7V. 5.1V. 10p. |
| | 15 6.2V. 7.5V. 9.1V. 10V. Measured and tested. Please state voltage required |
| | 15 50 GE Diode OA47 Equiv. |

ALL COMPONENTS NEW AND UNUSED £1 + 25p p.p. per pack. £5 for 5 packs p/free

SPECIAL OFFERS

MINIATURE MAINS TRANSFORMER: Pri. 240V, Sec. 12V, at 100mA. Manuf. Hinchley. Size: 36mm x 45mm x 40mm, F.C. 53mm. Price. 1 65p; 100 60p ea.; 1,000 50p ea.; 10,000 40p ea.

3 CORE PVC INSULATED MAINS CABLE. Grey ML6650. 3mm x 7/0. 2mm. Price: 100m £4.50; 1,000m £35; 10,000m £330.

0.47mfd

magnetising current lags 90 degrees behind the load current. The fact that the input is a square wave of voltage does not alter this rule, since the 90 degree lag also applies to the harmonics of the square wave.

Note that the 12V battery does not supply $12V \times 2A = 24W$ of power due to magnetising current since this power is effectively an oscillating component which flows in and out of the battery with only a very small nett loss due to the increased copper loss.

In the tuned version the magnetising current is supplied in the secondary (240V) winding by the tuning capacitor C7. The foregoing arguments on increased power loss if the number of turns is increased still apply, but here there is an added advantage in having a high magnetising current since this increases the Q of the tuned circuit giving a better sine wave. It is equivalent to the experiment mentioned in the article, where extra inductance and capacitance was added in parallel with the output.

USE OF SILICON TRANSISTORS

It is true that Germanium transistors saturate better than Silicon but a 2N3055 carrying 10A with 1A base drive saturates to less than 0.5V, typically, giving less than 5W power loss from this cause. The 2 watts or so improvement obtained by using Germanium could well be lost by increased leakage current.

The major power losses are I^2R losses in the transformer and inductor and approximately 12W in the base drive circuitry. In this type of circuit where the power transistors are driven by a separate oscillator transformer iron loss is very small.

Some commercially available inverters use a saturating core type of free running oscillator; in these circuits the transformer is driven hard into saturation in alternate directions giving in many cases a low efficiency due to the high hysteresis loss. Such circuits are notoriously difficult to start under load and have a tendency for both transistors to latch on in the output in some cases causing them to burn out.

R. Verrill

INCREASING THE POWER

Sir—May I congratulate you on the timely and very helpful constructional article on the above. I am building this as an urgent project and would ask you if there is a simple way to increase the output wattage.

I have a fairly massive 200 watt mains transformer which I would like to press into service and while leaving the earlier stages as they are could I fairly easily use additional 2N3055's in place of TR6 and 7? You mention the direct coupling method without using R15 and R17 and would prefer this if possible.

Also is it feasible to double the battery voltage to the output stage only i.e. to 24 volts while leaving the earlier stages as they are on 12 volts, if this would simplify a 200 watt output?

I would be most grateful for a little guidance on the above and any comment if it would then be suitable for running a domestic television set.

John S. Aston,
Dorchester, Dorset.

I have had a report from one person who simply connected two 2N3055's in parallel and was able to run a 140W colour television with some reduction in performance. For optimum results it is necessary to duplicate the drive circuitry, i.e. everything from the collectors of TR3 and TR4 onwards to the bases of a second pair of 2N3055's with parallel collectors and emitters.

If you wish to go to 24V input it is not necessary to leave the earlier stages at 12V; simply increase R15 and R17 to 22 ohm at 12 watts. If you have a few 2N3055's to spare you could probably risk using them but there is a danger of them breaking down with the increased voltage. A higher voltage type which is suitable is the 2N3442 (RCA or Ferranti) but this is considerably more expensive.

R.V.

NOTES

With reference to the first and third queries raised by Mr. Cook, the no-load current of the inverter appears to vary with the quality of

the driver and switching transistors and the nature of the "tuning" selected for a particular application. We have measured values between 1.0A and 3.0A.

As to current drawn under load, we have not measured this with 80W of filament load alone since an 80W bulb is not standard. However, using a 100W bulb as load again gives varying conditions dependent apparently on the condition of the components and the tuning but it should be emphasised that full brilliance (measured by eye in the absence of an accurate photometer) has been obtained with a load current under 10A.

In the section dealing with transformer calculations on page 135 of the February issue a line was printed twice in error. Thus the line "winding is 12V because of the equal number of" should be replaced with "winding of T1 is a rectified sine wave and since". Additionally, the reference to 12V in the next paragraph should, of course, be to 2Vm.

From information received and our own experiments it seems that one or two basic precautions are needed. For example, peak voltages as high as 1,200V have been measured at the output in the inverter mode with the circuit not tuned but using the choke. Thus clearly it is not to advantage to try switching the a.c. output as arc formation can occur at the switch with consequent further spike generation and the risk of component damage.

In fact there seem to be several sources of "spike" and it is suggested that the driver transistors and switching transistors might benefit from protection diodes and the 12V d.c. rail from the use of a 1W Zener of around 18V rating. One constructor who has met with switching problems has solved no-load switching by using a 100W 12V projector lamp in the d.c. line during switching on and then subsequently shorting it with a switch after all is running smoothly.

BACK NUMBERS WANTED

Anyone who can supply the undermentioned are asked to communicate directly with the reader.

February 1971

Mr. J. Richmond, 34 Monville Avenue, Lisburn, Co. Antrim, N. Ireland.

January and February 1973

Mr. A. Collett, 84 Mill Street, Stevenage, Abingdon, Berks.

December 1969 and February 1970

Mr. J. Lee-Rand, 20 Winslow Way, Walton-on-Thames, Surrey.

June 1972

Mr. C. Choun, 23 Vesey Close, Water Orton, Birmingham B46.

January to June 1973

Mr. B. C. O'Donnell, 15 Glen Moy Terrace, Forfar, Angus, DD8 1NL, Scotland.

September 1972 to January 1973

Mr. S. Tong, 16 Forrest Avenue, Marsh, Huddersfield, Yorkshire, HD1 4PL.

November and December 1968

Mr. J. W. Holmes, 31 Fowling Lane, Kendal, Westmorland, LA9 6HB.

June, July, August, November, December 1972; January to June 1973

Mr. T. W. Gray, 16 Chartwell Avenue, Ruddington, Nottingham, NG11 6DJ.

January 1971

Mr. A. J. Feliouzis, 16 Cyclades Street, Kipseli, Athens, Greece.

January to June 1968, June/July 1970,

September 1971, July 1972

Mr. F. J. Pycroft, 140 Old Road, Crayford, Kent

September 1973

Mr. R. Ridges, 25 Broomfield Crescent, Leeds LS6 3DD.

January to September 1973

Mr. J. R. Dow, 73 Marchburn Drive, Northfield, Aberdeen, AB2 7PP.

We regret that back numbers of Practical Electronics can no longer be supplied. We will try to publish announcements of readers' requirements (without a guaranteed date) free of charge.

October 1973

Mr. M. J. Clements, "Pendennis", Knowles Road, Brighouse, Yorks HD6 3RN.

August-September 1972

Mr. W. D. Gorst, Hannover Telecommunications, BAOR, B.F.P.O. 33.

Any issues previous to January 1971

Mr. P. Nelson, 17 Porlock Road, Flixton, Urmston Manchester, Lancs.

February to October 1973

Mr. B. Regan, 354 Sandon Road, Meir Heath, Stoke-on-Trent, Staffordshire, ST3 7EB.

Any issues prior to October 1969, June,

August and September 1970, January, March,

May, July, August, September and October

1971, April, June, and November 1972

Mr. J. H. Rapley, 9 Whitehouse Park, Wick, Caithness, KW1 4NX.

NEW VAT INCLUSIVE PRICES

OVERSEAS CUSTOMERS DEDUCT ONE ELEVENTH.

74 Series TTL

INTERNATIONALLY KNOWN BRANDS
1st GRADE DEVICES AT NEW
ROCK BOTTOM PRICES

| | | | |
|--------|-----|---------|-------|
| SN7400 | 20p | SN7447 | £1 45 |
| SN7401 | 20p | SN7473 | 41p |
| SN7402 | 20p | SN7474 | 41p |
| SN7404 | 20p | SN7475 | 63p |
| SN7408 | 25p | SN7476 | 44p |
| SN7410 | 20p | SN7490 | 82p |
| SN7413 | 31p | SN7492 | 82p |
| SN7420 | 20p | SN7493 | 82p |
| SN7430 | 20p | SN74100 | £2 37 |
| SN7441 | 81p | SN74121 | 45p |
| SN7442 | 81p | SN74141 | £1 10 |
| | | SN74192 | £2 15 |

PRICE BARRIER SLASHED

LED LITRONIX DL707 READOUTS SERIES

0.3in high characters
14 pin DIL
ALSO +1 REF. LED1A
Ref. LED 1
£1.99 + 20p VAT = £2.19



Veroboard

| | | | |
|-------------------|---------|-----|-----|
| 2 1/2in x 1in | 7p | 7p | — |
| 2 1/2in x 3 1/2in | 24p | 18p | 12p |
| 2 1/2in x 5in | 26 1/2p | 23p | 15p |
| 3 1/2in x 3 1/2in | 26 1/2p | 23p | 15p |
| 3 1/2in x 5in | 30p | 30p | 22p |
| 1 7/8in x 2 1/2in | 82p | 63p | 45p |
| 1 7/8in x 3 1/2in | £1-10 | 86p | 60p |
| 1 7/8in x 5in | — | — | 90p |


Copperclad Plain Extra
0.1in 0.15in 0.15in P & P

I.C. SOCKETS

DUAL IN LINE 8 pin 13p, 14 pin 15p, 16 pin 17p, 24 pin 26p, 28 pin 39p, 36 pin 41p, 40 pin 44p.
ZIG ZAG 14 pin 19p, 16 pin 21p.



BRIDGE RECTIFIERS

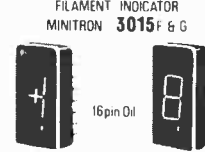


| | | | |
|--------|-------|--------|-------|
| P.I.V. | 1 amp | R.M.S. | 2 amp |
| 100V | 20p | 50V | 35p |
| 200V | 22p | 100V | 40p |
| 600V | 25p | 200V | 45p |
| 1000V | 38p | 400V | 50p |

RECTIFIERS

| | | |
|--------|----------------|----------------|
| P.I.V. | 1 amp | 3 amp |
| 50 | 1N4001 6 1/2p | 1N5400 15 1/2p |
| 100 | 1N4002 7 1/2p | 1N5401 16 1/2p |
| 200 | 1N4003 8 1/2p | 1N5402 17 1/2p |
| 400 | 1N4004 9p | 1N5404 22p |
| 600 | 1N4005 11p | 1N5406 26 1/2p |
| 800 | 1N4006 13 1/2p | 1N5407 30p |
| 1000 | 1N4007 16 1/2p | 1N5408 33p |
| BY100 | 16 1/2p | BY133 23p |
| BY103 | 22p | BY164 55p |
| BY105 | 16 1/2p | BY176 £1.65 |
| BY126 | 16p | BY182 £1.65 |
| BY127 | 16 1/2p | BY250 25 1/2p |

OR FILAMENT INDICATOR



MINITRON 3015 F & G
at BREAKTHROUGH PRICE £1.49

Cheapest Opto yet GaAsP LED's

| | |
|---------------|-----|
| LED 2. 0.125" | 26p |
| LED 3. 0.175" | 17p |
| LED 4. 0.125" | 69p |
| LED 5. 0.175" | 75p |

Remember Vat Inclusive Prices


DIGITAL CLOCK on a chip



12 or 24 hour. 4 or 6 digit
50 or 60Hz operation
leading zero suppression
Single voltage supply
similar to DIGITRONIC in P.W. March 1973.
Only £7.99
With 4 LED's £16.59
With 6 LED's £20.75

HEAT SINKS

TV2 for T0-66 15p. 5F for T0-5
TV3 for T0-3 16p. 18F for T0-18



CHROMASONIC electronics

RESISTORS


| Rating | Type | Tolerance | Range | Price Each |
|------------|--------------------|-----------|---------------------------|------------|
| 1/2 watt | Carbon Film | ±5% | E12 Series 5Ω to 330KΩ | 14p |
| 1 watt | Metal Oxide Film | ±2% | E12 Series 10Ω to 1MΩ | 41p |
| 1/2 watt | Cermet Thick Film | ±2% | E12 Series 56Ω to 150KΩ | 8p |
| 1 watt | Carbon Film | ±5% | E24 Series 10Ω to 10MΩ | 14p |
| 1/2 watt | Carbon Composition | ±0.5Ω | 2.2Ω 2.7Ω 3.3Ω 3.9Ω 4.7Ω | 41p |
| 1 watt | Carbon Composition | ±10% | 5.6Ω 6.8Ω 8.2Ω | 51p |
| 1 watt | Carbon Film | ±5% | E12 Series 10Ω to 10MΩ | 3p |
| 2 watt | Carbon Film | ±5% | E12 Series 10Ω to 10MΩ | 6p |
| 2 1/2 watt | Wire Wound | ±10% | E12 Series 10Ω to 100 47Ω | 10p |
| 2 1/2 watt | Wire Wound | ±5% | E12 Series 10Ω to 270Ω | 10p |
| 5 watt | Wire Wound | ±5% | E12 Series 0.5Ω to 8.2KΩ | 11p |
| 10 watt | Wire Wound | ±5% | 0.5Ω to 8.2KΩ | 11p |
| 10 watt | Wire Wound | ±5% | 10KΩ 15KΩ 20KΩ 25KΩ | 17p |
| 15 watt | Wire Wound | ±5% | 10Ω to 6.8KΩ | 13 1/2p |

CAPACITORS

MULLARD C333, 629 and 630 series
—Ceramic Plate E12 series from 1-8pF to 0.002μF. 5 1/2p.
1-8pF to 0.002μF. 5 1/2p.
CERAMIC DISC—LOW VOLTAGE—
0.01μF, 0.022μF, 0.047μF, 0.1μF, 0.22μF, 0.33μF, 0.47μF and 68pF, 4 1/2p.
POLYSTYRENE (160V)—From 10pF to 0.01μF in multiples of 10pF, 15pF, 22pF, 33pF, 47pF and 68pF, 4 1/2p.
MYLAR PLATE (100V)—1000 pF, 2000pF, 5000pF, 2 1/2p, 0.01μF, 0.02μF, 0.04μF, 0.05μF, 0.1μF, 0.22μF, 0.33μF, 0.47μF, 0.5μF, 0.68μF, 0.1μF, 5p; 0.2μF, 6 1/2p.
MULLARD C280 (250V POLYESTER)
0.01μF, 0.015μF, 0.022μF, 0.033μF, 0.047μF, 0.068μF, 0.1μF, 0.15μF, 0.22μF, 0.33μF, 0.47μF, 0.68μF, 0.1μF, 5p; 0.33μF, 7p; 0.47μF, 9p; 0.68μF, 2 1/2p, 1.0μF, 14 1/2p; 1.5μF, 22p; 2.2μF, 26 1/2p.

new stabilised

POWER PACK/CONVERTER



Above out of Stock
Unstabilised Version of above
Other Eliminators (unstabilised)*
6 volts at up to 50mA £1.65
9 volts at up to 50mA £1.65
9 volts (miniature) up to 50mA £2.09
6 - 6 volts at up to 50mA £2.75
9 - 9 volts at up to 50mA £2.75
9 1/2 volts for Cassette Players (small) £2.20
3.4, 6.7, 9.12 volts up to 1A £4.99
Fully Stabilised* Car Battery Converter, giving switched outputs of 6.7, 9 or 12V £5.49
P & P on all models 16p

TRANSISTORS and DIODES

| | | | | | | | | | | | |
|-----------|---------|--------|---------|---------|---------|--------|---------|---------|---------|------------|---------|
| AC107 | 16p | ASY26 | 35p | BC326 | 24 1/2p | BF180 | 33p | BSY95A | 14p | TIP41A | 81p |
| AC126 | 15p | BC107 | 11p | BCY70 | 17p | BF181 | 33p | BU105 | £1.75 | TIP42A | 99p |
| AC127 | 13p | BC108 | 11p | BCY72 | 17p | BF184 | 28p | BU10502 | £1.92 | TIS43 | 36 1/2p |
| AC128 | 13p | BC109 | 12p | BCY73 | 20p | BF195 | 28p | D13V | 53p | TIS73 | £2.10 |
| AC175 | 15p | BC114 | 15 1/2p | BC211 | 19p | BF194 | 15p | MA4000 | £1.49 | TIS71 | 33p |
| AC187 | 22p | BC117 | 22p | BD115 | 74p | BF195 | 15p | MJ4010 | £1.99 | 2N697 | 16 1/2p |
| AC187K | 20p | BC147 | 10p | BD124 | 82p | BF196 | 16p | MJE340 | 52p | 2N706 | 13p |
| AC188 | 22p | BC148 | 10p | BD131 | 55p | BF197 | 16p | MJE2955 | £1.42 | 2N708 | 16 1/2p |
| AC188K | 25p | BC149 | 10p | BD136 | 46p | BF200 | 16p | MJE3055 | 90p | 2N714 | 24p |
| AC193 | 25p | BC157 | 10p | BD131-2 | £1.19 | BF202 | 27 1/2p | MPF102 | 27p | 2N7102 | 20p |
| ACV20 | 22p | BC158 | 10p | BD133 | 72p | BF244B | 27p | MFF103 | 41p | 2N1303 | 24p |
| AD140 | 49p | BC159 | 14p | BD135 | 42p | BF262 | 25p | MFF104 | 45p | 2N1304 | 24p |
| AD149 | 49p | BC168B | 10p | BD140 | 46p | BF263 | 25p | MFF105 | 46p | 2N1305 | 24p |
| AD161 | 49p | BC189 | 10p | BD137 | 56p | BF272 | £1.72 | MFF106 | 49 1/2p | 2N1306 | 24p |
| AD162 | 26p | BC171 | 20p | BD138 | 55p | BF390 | 37p | OC7 | 28p | 2N1307 | 27 1/2p |
| AD161 2PR | 26p | BC172 | 17 1/2p | BD139 | 81p | BF526 | £1.01 | OC35 | 50p | 2N1308 | 35p |
| AF114 | 17p | BC174B | 10p | BD142 | 46p | BFW10 | 96p | OC36 | 50p | 2N1309 | 35p |
| AF115 | 17p | BC177 | 22p | BD201 | £1.99 | BFW11 | 67p | OC44 | 14p | 2N1613 | 22p |
| AF116 | 17p | BC178 | 22p | BD202 | £1.49 | BFW87 | 68p | OC45 | 14p | 2N1711 | 26p |
| AF117 | 17p | BC179 | 24p | BD203 | £1.55 | BFX29 | 43p | OC71 | 14p | 2N1993 | 52p |
| AF118 | 20p | BC182L | 11p | BD204 | £1.37 | BFX30 | 37 1/2p | OC72 | 14p | 2N1305 | £1.54 |
| AF124 | 27p | BC183L | 10p | BF109 | 75p | BFX88 | 26p | OC75 | 15p | 2N2219 | 41p |
| AF125 | 27p | BC184L | 10p | BF115 | 25p | BFY50 | 22p | OC81 | 14p | 2N2646 | 55p |
| AF126 | 27p | BC187 | 27 1/2p | BF180 | 25 1/2p | BFY51 | 22p | OC83 | 25p | 2N2905 | 46p |
| AF127 | 27p | BC192L | 10p | BF187 | 24p | BR100 | 22p | OC170 | 26p | 2N2904 | 18p |
| AF139 | 35p | BC213L | 11p | BF123 | 24p | BR100 | 22p | OC171 | 33p | 2N2905 | 16p |
| AF172 | 25p | BC254 | 11p | BF177 | 28p | BRV39 | 44p | TIC44 | 44p | 2N2926 all | 10p |
| AF179 | 71 1/2p | BC268 | 15p | BF178 | 29p | BSA20 | 22p | TIC226D | £1.97 | 2N3053 | 19p |
| AF239 | 41p | BC327 | 26 1/2p | BF199 | 39p | BSX21 | 28p | | | 2N3096 | 15 1/2p |

ZENERS

All 5% tolerance
BZ88, 400mW, 3.3V to 33V 11p
1Z5, 1W, 3.3V to 100V 18p
BZX70, 2.5W, 7.5V to 75V 27p

Wanted.

by May 20th.

35 intelligent, young minded people who

- 1 Want to earn really good salaries.
- 2 Must have a job which uses their talents and satisfies them.
- 3 Would like to become Computer Maintenance Engineers

We make computers, the biggest and fastest in the world—yet we are probably the most open minded of computer manufacturers.

We are searching for interesting able people whatever their paper qualifications and whatever they are doing now.

The people we find will be trained by Control Data and help to find new jobs by Control Data—with—all of the backing which a Company of our size and influence can give them. They will then be working in a growth industry which is at the forefront of human advance.

By May 20th we need 35 people, aged 19–35 with a mechanical aptitude and the ability to think logically.

They must be prepared to earn their selection by training hard for 6 months and repaying the cost of their training out of their subsequent salary.

We believe a lot of people have got talents that are not being used, and a lot of people are smothered by traditional occupations. That's why we decided, as a manufacturer to make this scheme available. If you feel it is an opportunity worth examining, give us a call and arrange to discuss it.

For further information and to arrange an interview

Phone John Price 01-637 2171

Any weekday 9 am – 8 pm or Saturday 9.30 – 12.30 pm.

CONTROL DATA
LIMITED

Control Data Institute 77/79 Wells Street, London, W.1.

TUNE IN TO BROADCAST AND AMATEUR RADIO & TV TRANSMISSIONS

SPECIAL

PULL-OUT FEATURE



GUIDE TO LONG RANGE RECEPTION OF RADIO AND TV

Many millions of people enjoy the fascinating hobby of tuning in to broadcast and amateur transmissions from many parts of the world via short wave, medium wave, long wave, VHF/FM, and television. Now you too can become a 'DXer' by following this important fact-packed feature on tinted paper in Practical Wireless this month. No special experience or equipment is needed other than a radio or TV receiver of good sensitivity!

Also of special interest this month...

Medium wave 'mini-pop' receiver

... brings in the popular radio stations on medium waves.

Audio booster and power converter

... allows you to hear your car radio or cassette clearly without being drowned by the noise of the car.

IMPORTANT: ADVANCED INFORMATION OF OUR FUTURE ISSUES ARE INCLUDED IN THE MAY ISSUE

MAY ISSUE OUT APRIL

PRACTICAL^{25p} WIRELESS

NEW EDU-KIT MAJOR

**COMPLETELY SOLDERLESS ELECTRONIC CONSTRUCTION KIT
BUILD THESE PROJECTS WITHOUT SOLDERING IRON OR SOLDER**

- 4 Transistor Harpiece Radio
- Signal Tracer
- Signal Injector
- Transistor Tester NPN — PNP
- 4 Transistor Push Pull Amplifier
- 5 Transistor Push Pull Amplifier
- 7 Transistor Loudspeaker Radio MW/LW
- 5 Transistor Short Wave Radio
- Electronic Metronome
- Electronic Noise Generator
- Batteryless Crystal Radio
- One Transistor Radio
- 2 Transistor Regenerative Radio
- 3 Transistor Regenerative Radio
- Audible Continuity Tester
- Sensitive Pre-Amplifier

TOTAL BUILDING COSTS

£7-23 P.P. & INS. 44p
(Overseas P.P. £1-85p)
(+10% VAT 72p)


Components include:

- 24 Resistors ● 21 Capacitors ● 10 Transistors ● 31 $\frac{1}{2}$ " Loudspeaker ● Earpiece ● Mica Baseboard
- 3 12-way Connectors ● 2 Volume Controls ● 2 Slider Switches ● 1 Tuning Condenser ● 3 Knobs
- Ready Wound MW/LW/SW Coils ● Ferrite Rod ● 6 $\frac{1}{2}$ yards of wire ● 1 yard of sleeving, etc.
- Parts price list and plans 50p (free with parts)

NEW ROAMER NINE

WITH V.H.F. INCLUDING AIRCRAFT

Nine Transistors, 9 Tunable wavebands as



Roamer Ten. Built in ferrite rod aerial for MW/LW. Retractable chrome plated telescopic aerial for VHF and SW. Push Pull output using 600 mW transistors. 9 Transistors and 3 diodes, tuning condenser with VHF section, separate coil for aircraft, moving coil loudspeaker, volume ON/OFF and waverange controls. Attractive all white case with red grille and carrying strap. Size 9 $\frac{1}{2}$ " x 7 $\frac{1}{2}$ " x 2 $\frac{1}{2}$ " approx. Parts price list and plans 30p (FREE with parts)

TOTAL BUILDING COSTS **£6-95** P.P. & INS. 44p
(+10% VAT 69p) (OVERSEAS P. & P. £1-85)

POCKET FIVE

3 Tunable wavebands, MW/LW and Trawler Band. 7 stages, 5 transistors and 2 diodes, supersensitive ferrite rod aerial, moving coil loudspeaker, attractive Black and Gold Case. Size 5 $\frac{1}{2}$ " x 1 $\frac{1}{2}$ " x 3 $\frac{1}{2}$ " approx. Plans and parts price list 15p (FREE with parts)



Total Building Costs

£2-28
(+10% VAT 28p)
P.P. & Ins. 26p
(Overseas P.P. £1-25)



Total Building Costs **£2-50** P.P. & Ins. 26p
(+10% VAT 26p)
(Overseas P. & P. £1-25)

TRANSONA FIVE

Wavebands, transistors and speaker as Pocket Five. Larger Case with Red Speaker Grille and Tuning Dial. Plans and parts price list 15p (FREE with parts)

TRANS EIGHT 8 TRANSISTORS AND 3 DIODES

6 TUNABLE WAVEBANDS, MW, LW, SW1, SW2, SW3 AND TRAWLER BAND. Sensitive ferrite rod aerial for MW and LW. Telescopic aerial for short waves. 3in speaker. 8 improved type transistors plus 3 diodes. Attractive case in black with red grille, dial and black knobs with polished metal inserts. Size 9 $\frac{1}{2}$ " x 5 $\frac{1}{2}$ " x 2 $\frac{1}{2}$ " approx. Push-pull output. Battery-economiser switch for extended battery life. Ample power to drive a larger speaker. Parts price list and plans 25p (FREE with parts)

TOTAL BUILDING COSTS

£4-48 P.P. & INS. 33p
(OVERSEAS P. & P. £1-25)
(+10% VAT 44p)

ROAMER SIX

CASE AND LOOKS AS TRANS EIGHT 6 TUNABLE WAVEBANDS, MW, LW, SW1, SW2, TRAWLER BAND PLUS AN EXTRA MW BAND FOR EASIER TUNING OF LUXEMBOURG, ETC. Sensitive ferrite rod aerial and telescopic aerial for short waves. 3in speaker. 8 stages—6 transistors and 2 diodes, etc. Attractive black case with red grille, dial and black knobs with polished metal inserts. Size 9 $\frac{1}{2}$ " x 5 $\frac{1}{2}$ " x 2 $\frac{1}{2}$ " approx. Plans and parts price list 25p (FREE with parts)

TOTAL BUILDING COSTS

£3-98 P.P. & IN. 31p
(OVERSEAS P. & P. £1-85)
(+10% VAT 39p)

NEW EVERYDAY SERIES

Build this exciting New series of designs

EV5 5 Transistors and 2 diodes, MW/LW. Powered by 4 $\frac{1}{2}$ volt Battery. Ferrite rod aerial, tuning condenser, volume control, and loudspeaker. Attractive case with red speaker grille. Size 9 $\frac{1}{2}$ " x 5 $\frac{1}{2}$ " x 2 $\frac{1}{2}$ " approx. Parts price list and plans 15p (FREE with parts)

TOTAL BUILDING COSTS **£2-73**
(+10% VAT 27p)

P.P. & INS. 30p
(OVERSEAS P. & P. £1-25)

EV6 Case and looks as above. 6 Transistors and 3 diodes. Powered by 9 volt Battery. Ferrite rod aerial, 3" loudspeaker, etc. MW/LW coverage. Push Pull Output. Parts price list and plans 15p (FREE with parts)

TOTAL BUILDING COSTS **£3-60**
(+10% VAT 36p)

P.P. & INS. 30p
(OVERSEAS P. & P. £1-25)

EV7 Case and looks as above. 7 transistors and 3 diodes. Six wavebands MW/LW, Trawler Band, SW1, SW2, SW3, powered by 9 volt Battery Push Pull Output. Telescopic Aerial for Short Waves. 3" Loudspeaker. Parts price list and easy build plans 20p. Free with parts

TOTAL BUILDING COSTS **£4-08**
(+10% VAT 40p)

P.P. & INS. 31p
(OVERSEAS P. & P. £1-85p)

ROAMER EIGHT Mk. I

NOW WITH VARIABLE TONE CONTROL

7 TUNABLE WAVEBANDS:

MW1, MW2, LW, SW1, SW2, SW3 AND TRAWLER BAND. Built-in ferrite rod aerial for MW and LW. Retractable chrome plated telescopic aerial for short waves. Push-pull output using 600mW transistors. Car aerial and tape record sockets. Selectivity switch. 8 transistors plus 3 diodes. Latest 4" 2 watt Ferrite Magnet Loudspeaker. Air spaced tuning condenser. Volume/on/off, tuning, wave change and tone control. Attractive case in rich chestnut shade with gold blocking. Size 9 $\frac{1}{2}$ " x 7 $\frac{1}{2}$ " x 4 $\frac{1}{2}$ " approx. Easy to follow instructions and diagrams. Parts price list and plans 25p (FREE with parts)

TOTAL BUILDING COSTS **£6-98**
(+10% VAT 69p)

P.P. & INS. 47p
(OVERSEAS P. & P. £1-85)

ROAMER TEN WITH VHF INCLUDING AIRCRAFT

10 TRANSISTORS, 9 TUNABLE WAVEBANDS, MW1, MW2, LW, SW1, SW2, SW3, TRAWLER BAND, VHF AND LOCAL STATIONS, ALSO AIRCRAFT BAND

Latest 4" 2 watt Ferrite Magnet Loudspeaker. Built-in ferrite rod aerial for MW/LW. Retractable, chrome plated 7 section telescopic aerial, can be angled and rotated for peak short wave and VHF listening. Push-pull output using 600mW transistors. Car Aerial and tape record sockets. 10 transistors plus 3 diodes. Gauged tuning condenser with VHF section. Separate coil for Aircraft Band. Volume/on/off, wave change and tone controls. Attractive case in black with silver blocking. Size 9 $\frac{1}{2}$ " x 7 $\frac{1}{2}$ " x 4 $\frac{1}{2}$ ". Easy to follow instructions and diagrams. Parts price list and plans 30p (FREE with parts)

TOTAL BUILDING COSTS **£8-50**
(+10% VAT 85p)

P.P. & INS. 52p
(OVERSEAS P. & P. £1-85)

EDU-KIT

Build Radios Amplifiers, etc., from easy stage diagrams.



Components include: Tuning Condenser: 2 Volume Controls: 2 Slider Switches: Fine tone 3" moving coil Speaker: Terminal Strip: Ferrite Rod Aerial: Battery Clips: 4 Tag Boards: 10 Transistors: 4 Diodes: Resistors: Capacitors: Three 1in Knobs. Units once constructed are detachable from Master Unit, enabling them to be stored for future use. Ideal for Schools, Educational Authorities and all those interested in radio construction. Parts price list and plans 25p (FREE with parts)

TOTAL BUILDING COSTS **£5-50**
(+10% VAT 55p)

P.P. & INS. 33p
(OVERSEAS P. & P. £1-85)

RADIO EXCHANGE LTD

*Callers side entrance "Lavelle" shop
*Open 10-1. 2.30-4.30. Mon.-Fri. 9-12 Sat.

To RADIO EXCHANGE CO., 61a HIGH STREET, BEDFORD MK40 1SA
Tel. 0234 52387 Reg. No. 788372

I enclose £ _____ for _____
Name _____
Address _____

PE5

PARTRIDGE MAINS ISOLATION TRANSFORMER

Pr: 120-250V, 5V steps, Sec: 240V, 13 amp
£15, carr. pack £22.50

GARDNER'S POTTED TRANSFORMER, Pr: 200-250V, Sec: 18V 500mA, 50V 150mA, 6V 250mA output, £1, p.p. 25p.

RIPLEY MAINS TRANSFORMER, Pr: 110V-240V, Sec: 12-5V, 0-12.5V 750mA 7V 0.7V 1A, £1, p.p. 25p.

MAINS TRANSFORMER, Pr: 100-250V, Sec: 22-0-22 200mA, 22-0-22 100mA 0-24V 20mA, 80p, p.p. 25p.

MAINS TRANSFORMER, Pr: 100-240V a.c. 36-0-36 5V, 27mA, 0-21.5, 260 mA, 80p, p.p. 25p.

TRANSISTOR OUTPUT TRANSFORMER, Ratio 8:1, 120mH, Centre tap 2 watts, output, 20p, p.p. 8p.

WODEN MAINS TRANSFORMER, Auto wound, Pr: 200-250V, Sec: 105-135V, 3kVA, £15, Carr. £1.50.

HADDON MAINS TRANSFORMER, Pr: 230V, Sec: 20V 1 amp, £1-60, p.p. 27p.

MIN. MAINS TRANSFORMERS, Type 606/1, Sec: 6V-0-6V, 100mA, 75p, Type 400/1, Sec: 6V-0-6V, 100mA, 81p, Type 12012/1, Sec: 12V-0-12V, 100mA, 86p, p.p. 5p each.

SMOOTHING CHOKE, 11Mh, 1 1/2in x 1 1/2in x 1 1/2in, 20p, p.p. 8p.

FINNED ALUMINIUM HEATSINK, 4 1/2in x 6in x 1 1/2in, £2N3055, £1, p.p. 13p.

GOODMANS 8in SPEAKERS 3 Ω £1-50, p.p. 25p. **LOUDSPEAKER** 2 1/2in Dia., 40Ω, 300m/watts, 50p, p.p. 25p.

FINNED ALUMINIUM HEATSINK, 9in x 8in x 1 1/2in, £2N3055, £2, p.p. 25p.

GARRARD MAG. TAPE DECKS: 1 1/2in p.s., 50V, solenoid operated, brakes, etc. Mains voltage motors £7-50 each, p.p. 60p.

10 REED SWITCHES operated by push buttons and magnets, 50p, p.p. 25p.

COMPONENT PANEL, 6 ser's (300V, 1-6A) 6 cond., 12 resistors, 6 diodes, 45p, p.p. 8p.

COMPONENT PANEL, 8 ser's (200V 4 amps), 6 condensers, 12 resistors, 30p, p.p. 8p.

COMPONENT PANEL, 1 ser: 100V, 15 amp, 1 diode, 1 cap., 500mH 50V, 50p, p.p. 7p.

VEEDER ROOT ELECTRICAL IMPULSE COUNTER NON-RESETTABLE, A.C. 200-250V, £1-10, p.p. 13p.

GEC MAINS CIRCUIT BREAKERS, 2 amp or 3 amp, £1 each, p.p. 14p.

LEVER ACTION P.O. 1000 TYPE SWITCHES Lock 4-pole changeover, 15p, p.p. 4p. EX equip. Lock 2-pole changeover, 10p, p.p. 4p. EX equip.

MULLARD & MALLORY SCREW TERMINAL CAPACITORS 5000P 90V, 5000P 100V, 50p each. 20,000 30V, 50,000 50V, 50p each.

MULLARD FULLWAVE RECTIFIERS 6-48V, 15 amp, 75p, p.p. 10p.

BELLING LEE 1 1/2 amp in-line rubber covered interference suppressor, 25p, p.p. 8p.

RUBBER 3 PIN 5 AMP NON-REVERSIBLE CABLE CONNECTORS, 20p, p.p. 5p.

SOLENOIDS 12 VOLT PULL ACTION 2in x 1in x 1 1/2in, 40p, p.p. 8p.

SOLENOIDS 12-24V d.c. pull action 1 1/2in x 1 1/2in x 1 1/2in, 40p, p.p. 8p.

SOLENOIDS 240V a.c. pull action 2 1/2in x 1 1/2in x 1 1/2in, 50p, p.p. 9p.

SOLENOIDS, Manf. by Bensons, 240V a.c. Pull action 2 1/2in x 1 1/2in x 1in, 75p, p.p. 9p.

OMRON MK2 MIDGET POWER RELAY, 12V d.c. Double pole changeover. New, 70p, p.p. 5p.

STC VARLEY, miniature relays 700Ω, 17.5-37V, perspex cover, 4 pole changeover, 40p, p.p. 5p.

POTTER BRUMFIELD 12V d.c. coil 3 pole c/o contacts rated 7 amp, £1, p.p. 10p.

I.T.T. LOW PROFILE RELAYS, 4 pole c/o vers., 500Ω 12-18V, 75p, p.p. 5p.

MAINS RELAYS, 200-250V a.c. 2 makes. Heavy duty contacts, 50p, p.p. 7p.

KEYSWITCH RELAY, 12V d.c. Coil 3 N.P.C.O. 80p, p.p. 5p.

TELESCOPIC AERIALS Chromel 2in closed, 28in extended, 6 section ball jointed base, 23p, p.p. 5p new.

PRINTED CIRCUIT BOARD/19 ACY 19x10 OA:200 Diodes: 1 reed relay: 1 AZ 229 zener a.s. capacitor/ resistors. Power supply 22V, 250 mA d.c. 240V a.c., £1, p.p. 25p. EX equip.

TAPE POSITION INDICATOR Re-settable 3 digits, 30p, p.p. 5p.

All orders add 10% V.A.T.


FIELD ELECTRIC LIMITED

3 Shenley Road
Borehamwood, Herts.

Tel. 01-953 6009

INTER-LOCKING PLASTIC STORAGE DRAWERS

NEAT!
HANDY!
TIDY!



DISCOUNT PRICES

5 SIZES ALL INTERLOCK

Newest, nearest system ever devised for storing small parts and components: resistors, capacitors, diodes, transistors, etc. Rigid plastic units interlock together in vertical and horizontal combinations. Transparent plastic drawers have label slots. Build up any size cabinet for wall, bench or table top.

BUY AT TRADE PRICES!

SINGLE UNITS (1D) (5ins 2 1/2ins 2 1/2ins) £1-75 DOZEN.

DOUBLE UNITS (2D) (5ins 4 1/2ins 2 1/2ins) £3 DOZEN.

TREBLE (3D) £2-90 for 8.

DOUBLE TREBLE 2 drawers, in one outer case (6D2), £4-25 for 8. **EXTRA LARGE SIZE (6D1)** £3-90 for 8.

PLUS QUANTITY DISCOUNTS!


Orders £10 and over DEDUCT 5% in the £
Orders £20 and over DEDUCT 7% in the £
Orders £50 and over DEDUCT 10% in the £

PACKING/POSTAGE/CARRIAGE: Add 35p to all orders under £10. Orders £10 and over, packing/postage/carriage free.

QUOTATIONS FOR LARGER QUANTITIES
Please add 10% V.A.T. to total remittance

FLAIRLINE (Dept. PE5) 124 Cricklewood
Broadway, London, N.W.2
Tel. 01-450 4844

BEAT THE BUDGET AT ZIGGY'S 2001



Multimeter AC-DC Type U-437
10kΩ/V 2-5% precision
A—d.c. 0-1-1A—5 ranges
V—d.c./a.c. 2.5 to 1,000V—
6 ranges.
Ohms—100 to 1MΩ—4 ranges.
Frequency: 45-40kHz—
2 ranges.
TAUT SUSPENSIONS MOVEMENT.
Complete with steel case.
ONLY £4-95 inc. VAT and postage.



SPECS. MULTIMETER U432A. Sensitivity 20,000 OPV d.c. Usually high current ranges. 3 amps a.c./d.c. Voltages AC3 to 900V d.c. 0.6 to 1200V. Resistance 500 ohms—20-200-2,000kΩ. Transmission level —10 to +12dB. This high quality instrument has diode protection. Complete with test leads, batteries, etc. Price only £8 incl. VAT and postage.

ENAMELLED COPPER WIRE

5-W.G. 16, 18, 20, 22, 24, 26, 2oz reels, 26p.
28, 30, 32, 34, 36, 38, 40, 2oz reels, 36p.
Postage 1-5, 10p. 6 plus, 15p.

ANTEX SOLDERING IRON BITS

Chrome type for 15 watt models.
3/8in, 1/2in, 5/8in. All 26p each. Postage 5p.

MAINS TRANSFORMER

Eagle MT6, 6-0-6, 100MVA, 95p plus 6p P. & P.
MT12, 12-0-12, 50MVA, 95p plus 10p P. & P.
Eagle Type MT280 6-0-6, 250MVA All £1-43
MT150 12-0-12, 150MVA plus 12p
MT100 24-0-24, 100MVA P. & P.

R/S 13V 0.5 amp C.T. £1-40
16-3V 0.3 amp C.T. plus 12p P. & P.
Charger Types 9V, 17V.

1 Amp £1-20 P. & P. 12p
2 Amp £1-65 P. & P. 12p
4 Amp £1-95 P. & P. 20p
6 Amp £2-62 P. & P. 35p

POTENTIOMETERS

log or lin less switch (and 1kΩ lin) 1-5 12p
6-10 11p each. 11 plus 10p each.
5kΩ 500kΩ
10kΩ 100kΩ 1mΩ
25kΩ 250kΩ 2mΩ

log or lin with switch 1-5 24p. 6-10 23p. 11 plus 20p.

dual less switch 1-5 39p. 5-10 37p. 10 plus 35p. Any mix for Quantity Prices P. & P. 7p.

QUALITY MONO SLIDER POTS FROM JAPAN

RR5 10kΩ. RR6 100kΩ. RR7 500kΩ.
Track Length: 30mm. Fixing Centres: 50mm.
34p each P. & P. 5p.

HS16 Heavy gauge tapered copper jaw heat sink clip-on to the leads of heat sensitive components to ensure that they are not damaged when soldering or de-soldering. 50p each. P. & P. 5p.

MINI LOUDSPEAKERS

2 1/2in 8Ω 50p. 5p P. & P.
TP26G, 70mm 80 ohm replacement transistor radio loudspeaker. 70p. P. & P. 5p.

TURNABLE SERVICES

Headshells
Garrard SP25 Mk.I & II. Type M7 £1-10
S.M.E. S2 Shell £2-77
Thorens TP50 for TD150 £3-30
Thorens TP60 for TD160 £3-30
Goldring PH7 for GL85 £3-80

Head Stiles
Garrard C1 for SL75 etc. Postage 5p per item
Garrard C2 for SP25 Mk.III, SL95, etc. 50p
B.S.R. for MP60, 310, 510, 610 50p

Jockey Wheels
Garrard SP25 Type, etc. 55p
McDonald MP60, etc. 50p

Stylis Diamonds for Sonotone
9TA/HC LP/78 65p 9TA/HC LP/LP 95p
NSW120 210 pieces, assorted nuts, screws and washers. 55p. P. & P. 5p.

TRANSISTORS


BC107, 108, 109, all 9p each. Any six 50p. P. & P. 4p.

EAGLE LT700 TRANSFORMER
40p. P. & P. 5p.
NEW MULLARD DATA BOOK 1973/74
30p. P. & P. 5p.

FOR SPEEDY DELIVERY OF THESE MINT CONDITION COMPONENTS PLEASE SEND C.W.O. to ZIGGY'S 2001 ELECTRONICS CO. LTD., DEPT. P.E.3, 34 MABLEY STREET, LONDON, E.9.

All prices include VAT. please add postage where indicated.

VEROBOARD



VEROBOARDS GIVE A PROFESSIONAL FINISH TO YOUR WORK

0.1" and 0.15" pitch, plain and copper clad universal circuit boards.
AVAILABLE FROM YOUR LOCAL RETAILER.

TRADE DISTRIBUTOR N. Rose (Electrical) Ltd., London, W.C.1.



VERO ELECTRONICS LTD.
Industrial Estate, Chandler's Ford,
SO5 2ER Tel. Chandler's Ford 2912



AUDIOTRONIC Model ATM1

Top value 1,000 opv pocket multi-meter. Ranges: 0/10/50/250/1,000 volt AC and DC. DC current 0-1mA/100mA. Resistance: 100mA/500mA/1,000mA. Decibels: -10 to +22dB. Size 90 x 60 x 28mm. Complete with test leads.



OUR PRICE £2.95 P&P 15p

AUDIOTRONIC Model ATM5


Jewel movement, attractively moulded case with edgewise ohms adjustment. Ranges: 0-3/15/150/300/1200V AC. (2500 opv), 0-6/30/300/600V DC. (5000 opv), 0-300 uA/0-300mA DC. Resistance: x 10 & x 100, -10 to +16dB. Supplied with battery test leads and data booklet. Size: 121 x 73 x 29mm.



OUR PRICE £3.50 P&P 15p

MOEL C1092 MULTIMETER

Features 5,000 opv jewel movement and a good selection of range functions. Edgewise ohms adjustment. Ranges: 0-3/15/150/300/1200V AC (2,500 opv), 0-6/30/300/600V DC (5,000 opv). DC current: 0-300uA/300mA. Resistance: R x 10, R x 1,000, -10 to +16dB. Complete with battery, test leads and data booklet. Size: 120 x 73 x 28mm.



OUR PRICE £3.75 P&P 35p

MOEL U437 MULTIMETER

10,000opv. A first class instrument manufactured in USSR to the highest standards. Ranges: 2.5/10/50/250/500/1000V DC. 0/10/50/250/500/1000V AC. DC current 100uA/1/10/100mA. Resistance 300 ohms/3/30/300k/3 Meg. ohms. Complete with batteries, test leads, instructions and a sturdy steel carrying case.



OUR PRICE £4.95 P&P 25p

MODEL TH12

20,000 opv. Overload protection. Slide switch selector. 0/0.25/2.5/10/50/150/1000V DC. 0/10/50/250/1000V AC. 0/50uA/250mA/500mA/2/250mA DC. 0/3k/30k/300k/3 Megohms. -20 to +60dB.



OUR PRICE £5.95 P&P 15p

HIOKI Model 720X VOM

A versatile, accurate measuring instrument. 20,000 opv. 0/5/25/100/500/1000V DC. 0/10/50/250/1000V AC. 0-50uA/250mA. 0-20k/2 Megohms. OUR PRICE £5.97 P&P 20p



MODEL PL436

20,000 opv DC. 8000 opv AC. Mirror scale. 6/3/12/30/120/600V DC. 3/30/120/600V DC. 50/600uA/60/600mA. 10/100k/1 Meg/10 Meg Ohm. -20 to -48 dB. OUR PRICE £6.97 P&P 15p.



U4323 MULTIMETER

20,000opv. Simple unit with audio/IF oscillator. Suitable for general receiver tuning. Ranges: 0.5/2.5/10/50/250/500/1000V DC. 2.5/10/15/250/500/1000V AC. 0.05/0.5/5/50/500mA DC. Resistance: 5/50/500 ohms/5/10/100k ohms/1Meg. Battery operated. Size: 160 x 97 x 40mm. Supplied in carrying case complete with test leads.



OUR PRICE £7.00 P&P 20p

MODEL HIOKI 730X

30,000 opv. Overload protection. 6/30/60/300/600/1200V DC. 12/60/120/600/1200V AC. 60uA/300mA. 2k/200k/2 Meg Ohm. -10 to +33 dB. OUR PRICE £7.50 P&P 15p.



MOEL TE300

30,000opv. Mirror scale. Overload protection. 0/0.6/3/15/60/300/1200V DC. 0/6/30/120/600/1200V AC. 0/30uA/600uA/300mA/300mA. 0/8k/80k/800k/8 Meg ohms. -20 to +65dB. OUR PRICE £7.50 P&P 15p.



U4324 MULTIMETER

High sensitivity, overload protection. 0/0.6/3/15/20,000opv. Ranges: 0.6/1.2/3/12/30/60/120/600V DC. 3/6/15/60/150/300/600/900V AC. Current: 0.06/0.6/6/60/600mA/3A AC. Resistance: 25/500 ohms/0.5/5/50/500k ohms/5 Megohms. Decibels: -10 to +12dB. Size 167 x 98 x 63mm. Supplied complete with test leads, spare diode and instructions.



OUR PRICE £8.00 P&P 20p

TMK MODEL TW50K

46 ranges, mirror scale, 50kV AC, 50kV AC. DC Volts: 0.125/0.25/1.25/2.5/5/10/25/50/100V AC. Volts: 1.5/3/10/25/50/125/250/500/1000. DC current: 25/50uA/2.5/5/25/50/250/500mA/5/10A. Resistance: 10k/100k/1 Meg/10 Meg ohms. -20 to +81.5dB. OUR PRICE £8.50 P&P 17p.



U435 MULTIMETER

20,000opv. Overload protected. Ranges: 75mV/2.5/10/25/100/250/500/1000V DC. 2.5/10/25/100/250/500/1000V AC. Current: 50uA/1/5/25/100mA/0.5/2.5A DC. 5/25/100mA/0.5/2.5A AC. Resistance: 0.3/3/30/300k ohms. Size: 206 x 110 x 84mm. Supplied complete with leads, crocodile clips and steel carrying case.



OUR PRICE £8.75 P&P 20p

U91 Clamp VOLT AMMETER

For measuring AC voltage and current without breaking circuit. Ranges: 300/600V AC. Current: 10/25/100/250/500A. Accuracy 4%. Size 283 x 94 x 36mm. Complete with carrying case, leads and fuses. OUR PRICE £10.50 P&P 20p.



U4312 MULTIMETER

extremely sturdy instrument for general electrical use. 6570opv. 0/0.3/1.5/7.5/30/60/150/300/600/900V DC & 75mV. 0/0.3/1.5/7.5/30/60/150/300/600/900V AC. 0/300uA/1.5/6/15/150/600mA/1/1/5/6A DC. 0/1/5/6/15/60/150/600mA. 1.5/6A AC. 0/200/3k/30k ohms. DC accuracy: 1%. AC 1.5%. Knife edge pointer, mirror scale. Complete with sturdy metal carrying case, leads and instructions.



OUR PRICE £9.75 P&P 25p

MOEL 500


30,000 opv with overload protection. Mirror scale. 0/0.5/2.5/10/25/100/250/500/1000V DC. 0/2.5/10/25/100/250/500/1000V AC. 0/50uA/5/50/500mA. 12A DC. 0/6k/6 meg/60 megohms. OUR PRICE £13.95 Carr. paid



Leather case for above £1.75

HIOKI 750X VOLT-Ohm-MILLIAMETER


43 ranges. 0-0.3/0.6/1.5/3/12/30/60/150/300/600/1200V DC. 0-3/15/150/300/600/1200V AC. Current: 0-30/60uA/1.5/15/150/300mA/6/12A. Resistance: 0-3/300k/3/30Megohms. Decibels: -10 to +17dB. Output: -0.3/6/15/30/60/120/300V. Accuracy: ±3% DC, ±4% AC. Sensitivity: 50,000 opv DC, 5,000 opv AC. 4 inch meter. Built in protection. Size: 57 x 102 x 153mm.



OUR PRICE £11.95 P&P 40p


HIOKI MODEL 700X

100,000opv. Overload protection. Mirror scale. 0.3/0.6/1.2/1.5/3/6/15/30/60/120/300/600/1200V DC. 1.5/3/6/12/30/60/150/300/600/1200V AC. 15/30uA/3/6/30/60/150/500mA/6/12A DC. 2k/200k/2M/20M Ohms. -20 to +53dB. OUR PRICE £14.95 P&P 20p.



Model HT10084 MULTIMETER

Overload protected, shock proof circuits. 9.5 digit meter with mirror scale. Sensitivity 100kV. Polarity change switch. Ranges: 0.5/2.5/1.5/15/250/500/1,000 Volts DC. 2.5/10/50/250/1,000 Volts AC. DC resistance: 0-20. 200k/2/20 Meg ohms. DC current: -10/250uA/2.5/25/250 mA/10A. AC current: 0-10A. -20 to +62dB. Operates from 2 x 1.5V batteries. Size: 180 x 134 x 79mm.



OUR PRICE £15.00 P&P 40p

MODEL AS.1000 VOM

100,000 opv. Mirror scale. Built in meter protection. 0/3/12/60/120/300/600/1200V DC. 0/8/30/120/300/800V AC. 0/10uA/6/30/300mA. 12 Amp. 0/2k/200k/2M/200 Meg Ohm. -20 to 17 dB. OUR PRICE £17.50 P&P 20p.



KAMOEN HM720B FET VOM

Input impedance 10 Megohms. Ranges: 0/25/1/2/5/10/50/1000V DC. 0/2.5/10/50/250/1000V AC. 0/25uA/2.5/25/250 mA/500mA/500/500 Megohms. OUR PRICE £21.00 P&P 30p.



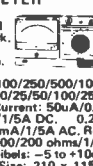
KAMOEN 72.200 Multitester

High sensitivity tester. 200,000 opv. Overload protected. Mirror scale. Ranges: 0/0.6/3/3/30/120/600/1200V DC. 0/3/12/60/300/1200V AC. 0/6uA/1.2mA/120mA/600mA/12A DC. 0/12A/50-20 to +63dB. 0/2k/200k/2 Meg/200 Megohms. OUR PRICE £22.50 P&P 30p.



U4317 MULTIMETER


High sensitivity instrument for field and laboratory work. Knife edge pointer, 86mm. mirror scale. Ranges: 100mV/0.5/2.5/10/25/50/100/250/500/1000V DC. 0.5/2.5/10/25/50/100/250/500/1000V AC. Current: 50uA/0.5/1.5/10/25mA/1/5A DC. 0.25/0.5/1/5/10/50/250mA/1/5A AC. Resistance: 0.5/10/100/200 ohms/1/3/30/300k ohms. Decibels: -5 to +10dB. Battery operated. Size: 210 x 115 x 90mm. Supplied in carrying case complete with leads.



OUR PRICE £15.00 P&P 20p

TMK 100K LAB TESTER

100,000opv. 6 1/2" scale. Buzzer short circuit check. Sensitivity 100,000 opv DC. 5kV AC DC Volts: 0.5/2.5/10/50/250/1000V AC. 3/10/50/250/500/1000V DC. current 10/100uA/10/100/500mA/2.5/10A. Resistance: 1k/10k/100k/10 Meg/100 Meg ohms. Decibels: -10 to +49dB. Plastic case with carrying handle. Size: 190 x 172 x 99mm.



OUR PRICE £19.95 P&P 25p

MODEL U4311 Sub-standard Multi-range Volt-Ammeter

Sensitivity 330 Ohms/Volt AC and DC. Accuracy 0.5% DC, 1% AC. Scale length: 165mm. 0/300/750uA/1.5/3/15/30/75/150/300/750mA/1.5/3/7.5A DC. 0/3/7.5/30/75/150/300/750mA/1.5/3/7.5A AC. 0/75/150/300/750mV/1.5/3/7.5/15/30/75/150/300/750V AC. Automatic cut out device. Supplied complete with test leads, manual and test certificates.



OUR PRICE £49.00 P&P 50p

TE40 HIGH SENSITIVITY AC VOLT METER

10 Meg input. 10 ranges: 0.001/0.03/0.1/0.3/1/3/10/30/100/300V RMS. 5cps-1.2MHz. -40 to +50dB supplied complete with leads and instructions.



OUR PRICE £17.50 P&P 25p

TE65 VALVE VOLTMETER

28 ranges. DC volts 1.5-1500V AC volts 1.5-1500V. Resistance up to 1000 Megohms. 200/240V AC operation. Complete with probe and instructions. OUR PRICE £17.50 P&P 30p.



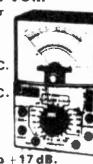
LB3 TRANSISTOR TESTER

Tests ICO and PNP/NPN. Operates from 1.5V batteries. Instructions supplied. OUR PRICE £3.95 P&P 20p.



MODEL AF.105 VOM

60,000 opv. Mirror scale. Meter protection. 0/3/3/12/60/120/300/600/1200V DC. 0/6/30/120/300/600/1200V DC. 0/30uA/6/60/300 mA/12 Amp. 0/10k/1m/10m/100 Meg Ohms. -20 to +17 dB. OUR PRICE £12.50 P&P 20p.



LB4 TRANSISTOR TESTER

Tests PNP or NPN transistors. Audio indication. Operates on two 1.5V batteries. Complete with instructions etc. OUR PRICE £4.50 P&P 20p.



U4341 Multimeter & Transistor Tester

27 ranges. 16,700opv. Overload protected. Ranges: 0.3/1.5/3/6/30/60/150/300/900V DC. 1.5/7.5/30/150/300/750V AC. Current: 0.06/0.6/6/60/600mA DC. 0.3/3/30/300mA AC. Resistance: 0.5/2/8/20/80/200k/2 Megohms. Battery operated. Supplied complete with probes, leads and steel carrying case. Size: 116 x 215 x 80mm.



OUR PRICE £10.50 P&P 20p

KAMOEN HM6500 insulation resistance tester

Range 0-1,000 Mmegohms. Battery operated. Supplied complete with wide range clear meter 4" x 4". Complete with deluxe carrying case, batteries and instructions.



OUR PRICE £19.95 P&P 30p

ST00R MULTIMETER TRANSISTOR TESTER

100,000opv. Mirror scale. Overload protection. 0/0.12/0.6/3/12/30/120/600V AC. 0/6/30/120/600V DC. 0/12/60uA/12/300mA/6/12A DC. 0/1Meg/10 Meg/100 Meg. -20 to +50dB. 0.01-0.2 MFD. Transistor tester measures Alpha, Beta and ICO. Complete with instructions, batteries and leads.



OUR PRICE £15.95 P&P 25p

C15 PULSE OSCILLOSCOPE

For display of pulsed and periodic waveforms in electronic circuits. VER 1 AMP. Bandwidth: 10MHz. Sensitivity at 100kHz VRMS/mm: 0.1-25; HOR. Amplified: 500kX. Sensitivity at 100kHz VRMS/mm: 0.3-25. Free triggered sweep 1-3000uSec. Free running 20-200 kHz in nine ranges. Calibrator pips. 220 x 360 x 430mm. 115-230V AC.



OUR PRICE £39.00 Carr. paid

RUSSIAN C116 Double Beam OSCILLOSCOPE

5 MHz pass band. Separate Y1 and Y2 amplifiers. Rectangular 5" x 4" CRT. Calibrated triggered sweep from 0.2uSec. to 100 milli-sec/cm. Free running time base 50Hz-1MHz. Built-in time base. Calibrator and amplitude Calibrator. Supplied complete with all accessories and instruction manual.



OUR PRICE £87.00 Carr. paid

MODEL TE15 GRID DIP METER

Transistorised. Operates as Grid Dip Oscillator, Absorption Wave Meter and Oscillating Detector. Frequency range 40kHz-280MHz in six coils. 500uA meter. 9V battery operation. 180 x 80 x 40mm.



OUR PRICE £19.95 P&P 20p

Also see following pages

ALL PRICES EXCLUDE VAT



Also see previous page

SWR METER Model SWR3

Handy SWR meter for transmitter antenna alignment, with built-in field strength meter. Accuracy 5%. Impedance 52 Ω . Indicator 100 μ A DC. Full scale 5 section collapsible antenna. Size 145 x 50 x 60mm.



OUR PRICE £4.25 P&P 25p

AT201 Decade ATTENUATOR

Frequency range 0-200kHz. Attenuator 0-11dB, 0.1dB steps. Impedance 600 ohms. Input power maximum 30dBm. Size 180 x 90 x 95mm.



OUR PRICE £12.50 P&P 37p

TRANSISTORISED LCR AC BR/8 MEASURING BRIDGE

A new portable bridge offering excellent range and accuracy at low cost. Ranges R 1 11 M Ω 6 Ranges % L 1 H - 111 HENRY 6 Ranges 2 % C 10pF 110mF d 6 Ranges % 2% TURNS RATIO 1 1000-1 100 8 Ranges 1% Bridge voltage at 1 000 cps. Operated from 9 volts 100 A Meter indication attractive 2 tone metal case Size 7 1/2 x 5 x 2 in



OUR PRICE £25.00 P&P 25p

TE16A TRANSISTORISED SIGNAL GENERATOR

5 ranges, 400kHz to 30 MHz. An inexpensive instrument for the handy-man. Operates on 9V battery. Wide easy to read scale. 80kHz modulation. Size: 149 x 149 x 92mm. Complete with instructions and leads.



OUR PRICE £8.97 P&P 25p

MODEL TE20 RF SIGNAL GENERATOR

Six bands. 120kHz-260MHz. Dual output RF terminals. Separate variable audio output. Accuracy \pm 2%. Audio output to 8V. Power requirements: 105-125V, 220-240V AC. Size: 193 x 165 x 150mm. Complete with test leads etc.



OUR PRICE £17.50 P&P 40p

TE-200 RF SIGNAL GENERATOR

Accurate wide range signal generator covering 120 kHz-500 MHz on 6 bands. Directly calibrated. Variable RF attenuator audio output. Xtal socket for calibration 220 240V a.c. Brand new with instructions. Size 140mm x 215mm x 170mm



OUR PRICE £17.50 P&P 30p

ARF 300 AF/RF SIGNAL GENERATOR

All transistorised compact fully portable. AF sine wave 18kHz to 120 kHz. AF square wave 18kHz to 100kHz. Output Square/Sine wave 10V P-P RF 100kHz to 200MHz. Output 1V maximum. 220/240V AC operation. Complete with instructions and leads.



OUR PRICE £29.95 P&P 50p

MODEL MG100 SINE SQUARE WAVE AUDIO GENERATOR

Range 19-220,000Hz. Sine Wave 19-100,000 Hz Square Wave Output Sine or Square wave 10V P to P. Size 180 x 90 x 90mm. Operation 220-240V AC



OUR PRICE £19.95 P&P 37p

MCA220 Automatic Voltage Stabiliser

App. 7.1 ratio planetary drive vernier dial. Log scale 0-180 degrees. Blank scales 1-5. Dial size 128 x 76mm. Overall size 190 x 117 x 41mm. Deep including knob and coupling. 1/4" diam. shaft



OUR PRICE £1.97

PS100B Regulated POWER SUPPLY UNIT

Solid state. Output 6, 9 or 12V DC up to 3 Amp. Meter to monitor current. Input 220/240V AC. Size: 100 x 82 x 159mm.



OUR PRICE £11.97 P&P 25p

PS200 Regulated POWER SUPPLY UNIT

Solid state. Variable output 5-20V DC up to 2 Amp. Independent meters to monitor voltage and current. Output 220/240V AC. Size: 190 x 136 x 98mm.



OUR PRICE £19.95 P&P 25p

POWER RHEOSTATS

High quality ceramic construction. Windings embedded in vitreous enamel. Heavy duty brush wiper. Continuous rating. Wide range available ex-stock. 1/4" diameter shafts. Single hole fixing. 3/4" diameter shafts. Bulk quantities available.



25 WATT 10/25/50/100/250/500/1000 2500 Ohms £1.15 P&P 10p

50 WATT 10/25/50/100/250/500/1000/2500/5000 Ohms £1.62 P&P 10p

100 WATT 1/5/10/25/50/100/250/500/1000/2500 Ohms £2.34 P&P 15p

OUR PRICE £19.95 P&P 25p

AUTO TRANSFORMERS

0/115/250V. Step up or step down. Fully shrouded.



80 WATTS £2.75 P&P 18p

150 WATTS £3.50 P&P 18p

300 WATTS £4.50 P&P 23p

500 WATTS £6.95 P&P 33p

1000 WATTS £9.50 P&P 38p

1500 WATTS £12.50 P&P 43p

2250 WATTS £20.95 P&P 50p

5000 WATTS £44.95 P&P £1

OUR PRICE £17.50 P&P 40p

CP110 CHASSIS PUNCH SET

Carefully machined top grade steel. Contains 1/2", 5/8", 3/4", 1" and 1 1/8" punches complete with gripper and accessories.



OUR PRICE £3.00 P&P 40p

YAMABISHI VARIABLE VOLTAGE TRANSFORMERS

Excellent quality at low cost. Input 230V 50/60Hz. Output 0-260V. MODEL S260 BENCH MOUNTING



1A £10.50 30p

2.5A £12.00 35p

5A £17.50 37p

8A £30.35 50p

10A £33.75 55p

12A £29.50 50p

20A £85.00 125p

25A £95.00 130p

40A £120.00 150p

OUR PRICE £17.50 P&P 40p

MODEL S260B PANEL MOUNTING

1A £10.00 30p

2.5A £12.00 35p

BVD5 Vernier TUNING DIAL

App. 7.1 ratio planetary drive vernier dial. Log scale 0-180 degrees. Blank scales 1-5. Dial size 128 x 76mm. Overall size 190 x 117 x 41mm. Deep including knob and coupling. 1/4" diam. shaft



OUR PRICE £1.62 P&P 15p

WALKIE TALKIES

SKY FON 100mW P302 Two Channel 300mW P1003 Three Channel 1 Watt P&P 50p per pair



OUR PRICE £24.95 per pair

OUR PRICE £52.50 per pair

OUR PRICE £71.25 per pair

P&P 50p per pair

N.B. Licence required for use in UK

RNB Reflex Horn Speaker

Built in driver unit. Impedance 16 ohms. Power rating 10W. Response 350-7000Hz. Size app. 6" x 6". Weather and shock protected.



OUR PRICE £4.97 P&P 30p

TRIO 9R59DS RECEIVER

Four bands covering 550kHz to 30 MHz. Continuous and electrical band spread on 10, 15, 20, 40 and 80 mtrs. 8 valve plus 7 diode circuit. 4 to 8 ohm output and phone jack. SSB-CW, AM, variable BFO. S Meter and separate band spread dial. If frequency 445kHz. audio output 1W. Variable RF and AF gain controls. 115/250V AC with instructions.



OUR PRICE £42.50 CARR. PAID

TRIO TR2200 TRANSCEIVER

Fully transistorised portable VHF transceiver. Will transmit and receive on six channels between 144-148MHz. 1 watt transmitter. 12V DC internal or external supply. Built-in charger for Ni-Cad cells. Power/volume switch, squelch control, channel selector, mic. socket, earphone/external speaker socket. Complete with microphone and 144.48, 144.72 & 145.32 crystals. Size: 134 x 58 x 180mm.



OUR PRICE £79.50 Carr.paid

BELTEK W5400 CAR TRANSCEIVER

Solid state mobile transceiver for 12 volt DC net. Transmits and receives on any 12 of 28 channels between 144 and 146MHz. Power output 10W and 1W switchable. Controls: On/off/volume, squelch and channel select or. Internal 3" speaker. Complete with dynamic mic. P.T.T switch, three sets of crystals for 144.48, 144.6 & 145.32MHz. mounting bracket and ins. tructions. Size: 175 x 70 x 220mm.



OUR PRICE £150.00 P&P 50p

DT55G DIGITAL CLOCK MECHANISM

Features 24 hour alarm alarm setting on/off and auto alarm 'sleep' switch. Illuminated rotary dial with hours, minutes and seconds. Automatically turns off radio, TV, light etc. and with auto-switching will turn on again when required. 240V AC operation. Switch rating 250V-3 Amp.



OUR PRICE £5.95 P&P 30p

KE630 3 Station INTERCOM

Master and two sub stations. Can be used on desk or wall mounted. Complete with cable and batteries.



OUR PRICE £5.25 P&P 50p

LH02S STEREO HEADPHONES

Light weight head phones with padded ear pieces, 4/16 ohms 20-20,000Hz. Complete with 6' lead and plug.



OUR PRICE £1.97 P&P 30p

TE1018 Deluxe Mono High Impedance Headset.

Sensitive magnetic headset with soft ear pads. Impedance 2,600 ohms (600 ohms DC). Frequency response: 200-4,000Hz.



OUR PRICE £2.25 P&P 30p

DH02S STEREO HEADPHONES

Wonderful value and excellent performance combined. Adjustable head band. Impedance 8 ohms. 20-12,000Hz. Complete with lead and plug.



OUR PRICE £2.50 P&P 30p

TE1035 Stereo HEADPHONES

Low cost excellent performance. Foam rubber earcups. Adjustable headband. 8 ohms impedance. Frequency response 25Hz-18kHz. Complete with cable and stereo jack plug.



OUR PRICE £2.60 P&P 30p

SH80V MONO/STEREO HEADPHONES

Volume control for each channel. 4/16 ohms impedance. Frequency response 20Hz-18kHz. Complete with 10ft coiled lead and jack plug.



OUR PRICE £4.97 P&P 30p

BH001 HEADSET and Boom Microphone

Moving coil ideal for language teaching, communications etc. Headphone impedance 16 ohms. Mic rophone impedance 200 ohms



OUR PRICE £5.95 P&P 30p

EMI LOUDSPEAKERS

Model 350 13 x 8" with single tweeter/crossover. 20-20,000Hz. 15 watts RMS. Available 8 or 15 ohms. OUR PRICE £7.25 each P&P 37p Model 450 13 x 8" with twin tweeter/crossover 55-13,000Hz. 8 watts RMS. Available 8 or 15 ohms. OUR PRICE £3.62 each P&P 25p



GMW JUSTYKIT
HIGH QUALITY CONSTRUCTION KITS
WE ARE APPOINTED STOCKISTS AT ALL BRANCHES

All kits are complete with comprehensive easy to follow instructions and covered by full guarantee.

Post and Packing 15p per kit.

| | |
|--------------------------------------------------------|--------|
| AF20 Mono amplifier..... | £4.80 |
| AF25 Mixer..... | £3.60 |
| AF30 Mono pre-amplifier..... | £2.60 |
| AF35 Emitter amplifier..... | £2.27 |
| AF80 0.5W mic. amplifier..... | £4.22 |
| AF305 Intercom..... | £5.52 |
| AF310 Mono amplifier..... | £5.91 |
| AT5 Automatic light control..... | £2.58 |
| AT25 Window wiper robot..... | £5.82 |
| AT30 Photo call switch unit..... | £5.70 |
| AT50 400W triac light dimmer/speed control..... | £4.80 |
| AT56 2,200W triac light dimmer/speed control..... | £6.90 |
| AT60 1 channel light control..... | £7.80 |
| AT65 3 channel light control..... | £14.55 |
| GP304 Circuit board..... | £4.94 |
| GP310 Stereo pre-amplifier for use with 2 x AF310..... | £21.27 |
| GP312 Circuit board..... | £11.45 |
| GU330 Tremolo pre-amplifier..... | £7.50 |
| HF61 Diode detector..... | £3.32 |
| HF65 FM transmitter..... | £2.70 |
| HF75 FM receiver..... | £2.87 |
| HF310 FM tuner..... | £15.81 |
| HF325 Deluxe FM tuner..... | £24.12 |
| HF330 Decoder (HF310/325)..... | £9.96 |
| HF380 l/w/vf aerial amplifier..... | £4.94 |
| LF300 8-band aerial amp..... | £1.77 |
| LF380 Quadrasonic device..... | £11.36 |
| M160 Multi-vibrator..... | £1.71 |
| M191 V/U tester..... | £4.55 |
| M192 Stereo balance meter..... | £4.87 |
| M1302 Transistor tester..... | £4.95 |
| NT110 Stabilised power supply 100mA 9V..... | £6.15 |
| NT300 Stabilised supply..... | £12.51 |
| NT305 Voltage converter..... | £4.50 |
| NT315 Power supply 240V AC to 5V DC..... | £9.57 |

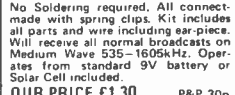
Amateur Electronics by Justy-Kit, the professional book for the amateur - covers the subject from basic principles to advanced electronic techniques. Complete with circuit board for AT5 to AE10.

OUR PRICE £3.30 (No VAT) P&P 25p plus VAT.

| | |
|------------------------------------|-------|
| AE1 100mW output stage..... | £1.65 |
| AE2 Pre-amplifier..... | £1.26 |
| AE3 Diode receiver..... | £2.00 |
| AE4 Fader..... | £1.09 |
| AE5 Astable multi-vibrator..... | £1.05 |
| AE6 Monostable multi-vibrator..... | £1.02 |
| AE7 RC regulator..... | £1.06 |
| AE8 Bass filter..... | 99p |
| AE9 Treble filter..... | 99p |
| AE10 ACIR filter..... | 99p |

2 TRANSISTOR RADIO KIT

No Soldering required. All connected with spring clips. Kit includes all printed wiring including ear-piece. Will receive all normal broadcasts on Medium Wave 535-1605kHz. Operates from standard 9V battery or 90V AC (not included).



OUR PRICE £1.30 P&P 30p

SPECIAL BARGAIN !! STEREO AND SPEAKERS

Matched pair of stereo bookshelf speakers. Deluxe teak veneered finish. Size: 368 x 228 x 190mm. 8 ohms. 8 watts RMS. 16 watts peak. Complete with Din lead.



OUR PRICE £12.95 P&P 50p

SPECIAL BARGAIN! FERGUSSON 3406 HI-FI SPEAKERS

High quality 2 way speaker systems. 25 Watts. 4-8 ohms. 40Hz-18kHz. Size: 560 x 340 x 255mm. approx. Wood grain finish, with black fronts.



OUR PRICE £26.95 PR. P&P £1

Model AT018 FM TUNER

6 transistor high quality unit - 3 IF stages and double tuned discriminator. For use with most amplifiers. Covers 88-108MHz. Powered by 9V battery.

OUR PRICE £13.50 P&P 30p Stereo multiplex adapter £5.95 extra.

ALL PRICES EXCLUDE VAT

SPECIAL OFFER !!!

SMALL ELECTROLYTICS

| Ref No | Capacity | Voltage | Price | Ref No | Capacity | Voltage | Price |
|--------|----------|---------|-------|--------|----------|---------|-------|
| H8 1 | 1µF | 150V | 4p | H7 4 | 64µF | 15V | 4p |
| H8 2 | 2 2µF | 25V | 4p | H7 4A | 64µF | 35V | 5p |
| H8 2A | 3 3µF | 25V | 4p | H7 5 | 80µF | 16V | 4p |
| H8 3 | 3µF | 50V | 4p | H7 8 | 125µF | 16V | 5p |
| H8 3A | 4µF | 50V | 4p | H7 8A | 100µF | 35V | 6p |
| H8 4 | 4 7µF | 25V | 4p | H7 9 | 100µF | 63V | 6p |
| H8 5 | 5µF | 10V | 4p | H7 9A | 125µF | 4V | 4p |
| H8 6A | 10µF | 10V | 4p | H7 10 | 125µF | 25V | 6p |
| H8 7 | 10µF | 70V | 4p | H7 10A | 160µF | 2 5V | 3p |
| H8 8 | 16µF | 35V | 4p | H7 11 | 160µF | 25V | 6p |
| H8 8A | 16µF | 16V | 4p | H7 11A | 150µF | 16V | 5p |
| H8 9 | 20µF | 6V | 2p | H7 13A | 200µF | 25V | 8p |
| H8 9A | 20µF | 70V | 4p | H7 14 | 220µF | 50V | 10p |
| H8 10 | 22µF | 50V | 4p | H7 14A | 220µF | 16V | 6p |
| H8 10A | 22µF | 100V | 4p | H7 15 | 220µF | 25V | 5p |
| H8 11 | 25µF | 12V | 4p | H7 15A | 220µF | 35V | 10p |
| H8 11A | 24µF | 275V | 4p | H8 1A | 250µF | 4V | 3p |
| H8 12 | 32µF | 15V | 4p | H6 2 | 250µF | 25V | 3p |
| H8 12A | 30µF | 10V | 4p | H6 3A | 320µF | 2 5V | 3p |
| H8 13A | 32µF | 50V | 4p | H6 4 | 320µF | 10V | 4p |
| H8 14 | 40µF | 25V | 5p | H6 4A | 330µF | 16V | 5p |
| H8 14A | 40µF | 16V | 4p | H6 5 | 330µF | 25V | 10p |
| H8 15 | 47µF | 50V | 4p | H6 5A | 330µF | 35V | 15p |
| H8 15A | 40µF | 35V | 4p | H6 8 | 470µF | 25V | 10p |
| H7 1 | 50µF | 6V | 3p | H6 8A | 470µF | 35V | 20p |
| H7 1A | 50µF | 10V | 4p | H6 9A | 400µF | 40V | 20p |
| H7 2A | 64µF | 2 5V | 2p | | | | |
| H7 3A | 64µF | 25V | 4p | | | | |

POSTAGE: 15p PER ORDER

ALL GOODS PLUS 10% V.A.T.

MULLARD ELECTROLYTIC CAPACITORS

| Type No | Working Voltage Vdc | Capacitance µF | Max Ripple Current at 50° C | Weight | Price |
|-----------|---------------------|----------------|-----------------------------|--------|-------|
| 071 15332 | 16 | 3300 | 2 4 amps | 1bz | 15p |
| 071 15472 | 16 | 4700 | 3 9 amps | 1oz | 17p |
| 071 15682 | 16 | 6800 | 5 8 amps | 1½oz | 22p |
| 072 15752 | 16 | 7500 + 7500 | 10 5 amps | 3oz | 37p |
| 072 15113 | 16 | 11000 + 11000 | 13 8 amps | 4½oz | 49p |
| 072 16502 | 25 | 5000 + 5000 | 9 6 amps | 3½oz | 37p |
| 072 16752 | 25 | 7500 + 7500 | 12 6 amps | 4½oz | 49p |
| 071 18681 | 63 | 680 | 2 1 amps | 1oz | 15p |

106 and 107 Series

| Type No | Working Voltage Vdc | Capacitance µF | Max Ripple Current at 50° C | Weight | Price |
|-----------|---------------------|----------------|-----------------------------|--------|-------|
| 106 16223 | 25 | 22000 | 17 amps | 10oz | £1 12 |
| 106 17103 | 40 | 10000 | 12 amps | 7½oz | 94p |
| 107 10222 | 100 | 2200 | 10 amps | 5½oz | 74p |

| Type No | Voltage | Capacitance | Weight | Price |
|-----------|---------|-------------|--------|-------|
| 102 15163 | 16 | 16000 | 8oz | 26p |
| 104 90003 | 20 | 39000 | 16oz | 30p |
| 102 16802 | 25 | 8000 | 7oz | 25p |
| 104 90001 | 45 | 20000 | 16oz | 50p |

A further 10% discount on lots of 100 of any one type
Please calculate the weight of your order and include appropriate postage

| Not over | Ordinary Parcels | Not over | Ordinary Parcels |
|----------|------------------|----------|------------------|
| 1½lb | 16p | 10lb | 37p |
| 2lb | 21p | 14lb | 47p |
| 4lb | 25p | 18lb | 57p |
| 6lb | 29p | 22lb | 67p |

UNIJUNCTION TRANSISTORS similar to 2N2646 25p

£1 100 1/2 WATT RESISTORS
100 CERAMIC CAPACITORS
100 DIODES

POSTAGE 15p PACK No. 1

£1 1 VERO-BOARD CUTTER
5 2in x 1in x 8-15 BOARDS
50 SQ. IN "ODD PIECES"
VERO

POSTAGE 15p PACK No. 3

£1 20 ASSORTED UNUSED MARKED, TESTED TRANSISTORS BC106, ETC.

POSTAGE 15p PACK No. 5

£1 6 COMPUTER PANELS CONTAINING MASSES OF DIODES, TRANSISTORS, INDUCTORS, RESISTORS AND CAPACITORS

POSTAGE 25p PACK No. 7

£1 100 RESISTORS
100 CERAMIC CAPACITORS
100 POLYSTYRENE CAPACITORS

POSTAGE 15p PACK No. 2

£1 100 RESISTORS
100 CERAMIC CAPACITORS
50 MULLARD POLYESTER CAPACITORS

POSTAGE 15p PACK No. 4

£1 1 TRANSISTORISED SIGNAL TRACER KIT
1 TRANSISTORISED SIGNAL INJECTOR KIT

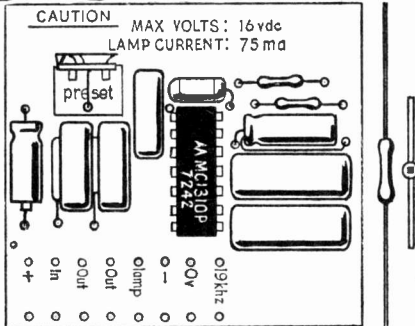
POSTAGE 15p PACK No. 6

£1 100 RESISTORS
100 CAPACITORS (ASSORTED TYPES)

POSTAGE 15p PACK No. 8

Stereo Radio

update your tuner.



Jermyn now offer a stereo decoder module that simply and easily converts your existing mono tuner for stereo reception. Multiplex output equipped tuners simply have the module plugged in, older types need the de-emphasis capacitor disconnected.

The unit will do justice to the most expensive equipment and has the following specification.

- Channel separation: Typically 40dB
- Distortion: Typically 0.3% at 560mV RMS
- Composite input signal
- Stereo switching: Automatic with lighted indicator
- Power supply: 10-16 volts.

Assembled and fully tested with a no-strings 12 month guarantee the module costs an astonishing £6.90. Excluding VAT. (Also available as a Kit at £4.90.) Beat that!

To Jermyn Industries 148 Vestry Road Sevenoaks. Kent
Please rush me i i Kit(s). i made up Stereo decoders.
I enclose cheque/postal order for £

Name _____
Address _____



Block Capitals Please

Liquid-Crystal Clocks

MM5316 DIGITAL ALARM CLOCK CHIP—

- 1 As in P.E. April '74 issue
- MM5316 Chip + data £15 00
- 40-pin D.I.L. socket for MM5316 £1 35
- LM3900 £0 69
- 3M Display Film 3in x 1½in £0 50
- KIT PRICE** £17 00 + VAT
- DIL2-4 switch £0 80

- 2 Bywood 5316-LC Kit
- MM5316 Chip + data £15 00
- 40-pin socket £1 35
- RCA Liquid Crystal Display £13 00
- PCB £2 50
- 3M Display Film 3in x 1½in £0 50
- KIT PRICE** £30 00 + VAT

Please note that Siemens and RCA L-Cs are not pin compatible. Other kits, chips, displays available.

BYWOOD HAS TIME FOR YOU!

CLOCK DATA SHEETS—S A E ADVICE—PHONE 0422 82757
POST & PACKING—10p OVERSEAS (AIRMAIL) 50p VAT—ALL PRICES EXCLUDE VAT
PAYMENT C W O OF ACCOUNT ACCESS ORDERS & PAYMENTS BY PHONE ACCEPTED
QUANTITY DISCOUNTS ON MOST ITEMS—STATE REQUIREMENTS FOR QUOTATION



BYWOOD ELECTRONICS
181 EBBERS ROAD
HEMEL HEMPSTEAD
HP3 8DS. TEL 0442-82757
24 HOUR ANSAPHONE DN-LINE

SAXON

Money saving high performance audio equipment
DIRECT FROM OUR OWN FACTORY

GUARANTEED TESTED HIGH PERFORMANCE MODULES—now better value than ever


SA35 £4.45 Carriage free
35W RMS 25-50V
7 transistors, 7 diodes

SA50 £5.65 Carriage free
50W RMS 25-65V
7 transistors, 7 diodes

SA100 £10.90
100W RMS 45-70V
11 transistors, 6 diodes

- ★ 25Hz-25kHz
- ★ 0.2% distortion
- ★ Noise—80dB
- ★ 500mV into 20K
- ★ 4-16 ohms
- ★ Simple wiring
- ★ Short and open circuit proof
- ★ Continuously rated
- ★ Top-grade components

120 watt module complete with built-in supply—extra heavy duty £19.75 Carr. 60p



THE SA100 MODULE

POWER SUPPLIES

UNSTABILISED

PU45 Suits 2 SA35 or 1 SA50 **£4.90** Carriage 30p

PU70 Suits 2 SA50 or 2 SA100 **£7.75** Carriage 40p

STABILISED

PS45 Suits 2 SA35 or 2 SA50 **£3.50** Carriage free

MT45 Transformer for above **£3.50** Carriage 30p

PS70 Suits 2 SA100 **£4.90** Carriage free

MT70 Transformer for above

N.B. PS70 is not suitable for the SA50

Mk II STEREO DISCO MIXER £19.75

Carr. 30p
This well tried unit mixes two decks, handles any ceramic cartridge, and features mic over-ride plus separate full range bass and treble controls on both mic and deck inputs. Ample headphone power is available for P.F.L. May be used for mono and is mains operated. Fitted with sturdy screening case. Controls: Mic vol, bass, treble. Left/Right fade, deck volume, bass, treble, h/phone select, vol, Mains. Size 17½in x 3in x 4in deep.



DISCO MODULE £8.00

Carr. 20p
Thousands sold of this extremely popular mono version. A mic input may be fitted using the VA30 (see below). Low consumption from a 9V battery. Features the same high standards of reproduction as the Stereo version. Controls: h/phone select, vol, Left deck vol, Right deck vol, bass, treble, master vol. Size 12½in x 3in x 2in deep.



3-CHANNEL SOUND-LITE £22.50

Carr. 30p
Only SAXON can supply such incredible value for money. This unit features 3kW power handling, full-wave control, bass, middle, treble AND master controls. Twin loudspeaker jacks for "through" connections. It may be used free standing or will panel mount next to either of the above. Also features unique CUT-BACK circuitry for extra wide range response. Size 12in x 3in x 2in deep. Professional standards at a price you can afford!




SINGLE CHANNEL VERSION £7.50 Carr. free
Recently reduced in price due to increasing sales, handles 1kW. Full wave operation

MULTI-PURPOSE MIXERS

M4HL £18.50 Carr. 50p
M6HL £27.50 Carr. 50p

Featuring multiples of our VA30 module, the M4HL and M6HL fulfil the requirements of all clubs, groups, etc. where a high quality mixer is required. Each channel has one high and one low impedance input, plus volume, treble and bass controls. Input impedances may, if required, be easily changed. The M4HL has four channels, and one output, and the M6HL six channels (12 inputs) and a master control and two outputs. Either unit may be used free-standing or panel mounted. These mixers will feed all types of amplifier. Recommended for their versatility and high performance, and excellent value for money.

VA30 CHANNEL MODULE £3.50 Carr. free
This is the basic channel module in the above mixers and may also be used for extra inputs on either the mono or stereo mixers. Fitted with volume, bass and treble controls, requires just a jack and supply (9-100V)




SAXON CSE 100
100W of speech and music. Two separately controlled inputs. Wide range bass and treble controls. Sturdy and attractive vinyl case. Twin outputs. Ideal for groups, discos, etc. Fully tested and guaranteed. 50W version identical in appearance.



COMPLETE AMPLIFIER

£34.90 Carr. free

CSE 50 £29.50 Carr. free



Four individually controlled FET input stages plus wide range bass and treble controls. 120W of speech and music output from twin loudspeaker sockets. Sturdy case, and an attractive fascia make this excellent value for money. Hundreds in use by groups, discos, clubs, etc. 50W version identical in appearance.

SAXON 100 COMPLETE AMPLIFIER

£53.00 Carr. free

SAXON 50

£37.50 Carr. free

CALLERS AND MAIL ORDER:

SAXON ENTERTAINMENTS LIMITED

327-333 WHITEHORSE ROAD • CROYDON CR0 2HS

(Please quote magazine when ordering)
SHOP HOURS: 9 a.m. - 5 p.m. — LUNCH 12.30 - 1.30 p.m. MAIL ORDER DESK: 10 a.m. - 3 p.m.
24-HOUR ANSWER SERVICE TEL. 01-684 6385

SEND 10p FOR OUR NEW 26-PAGE MANUAL which gives full details of the above products.


TERMS OF BUSINESS: C.W.O. or C.O.D. on receipt of 50p C.O.D. charge.

Please include S.A.E. with all enquiries.


VAT at 10% must be added to all orders including postage and carriage charges.

Sinclair Project 80

exciting



Stereo 80 pre-amplifier/control unit



Project 80 tuner

Stereo decoder

Project 80 Active Filter Unit (AFU)

only $\frac{3}{4}$ " deep x 2" high

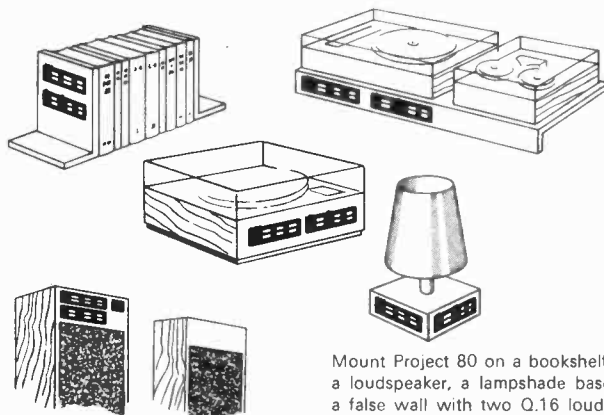
Living with hi-fi takes on new meaning with Sinclair Project 80. The electronics of these revolutionary new modules are all contained within elegantly designed matching cases no more than three-quarters of an inch deep. They are designed for mounting on any appropriate flat surface by means of 6BA bolts extending from the rear of each module and which pass through suitably drilled holes. Connections are taken away out of sight in a similar manner. The possibilities opened up by Project 80 are endless – superb hi-fi systems can be installed in ways hitherto only dreamed about and never before made practical. No more cutting out and shaping to put modules in position. A few holes drilled with the aid of templates supplied and the job is done. Now you need never again be faced with problems of keeping the hi-fi from clashing with carefully thought-out furnishing schemes. (That will surely please wives!) Slider controls have been introduced in place of knobs and all modules in the range incorporate new up-dated circuitry with emphasis on performance standards and built-in protection against overload and shorting. The aim was to re-think modular construction completely – to make it infinitely more versatile, even simpler and more reliable – the result – Project 80 – another triumph for Sinclair, and the most exciting construction modules ever.

the slimmest, most elegant hi-fi modules ever made

Typical Project 80 applications

| System | The Units to use | Units cost |
|--------------------------------------------------------|----------------------------|-------------------------|
| Simple battery record player | Z.40 | £5 45 +54p V.A.T. |
| Mains powered record player | Z.40, PZ.5 | £10 43 +£1.04 V.A.T. |
| 30W. RMS continuous sine wave stereo amp. | 2 x Z.40s, Stereo 80; PZ.6 | £30 83 +£3.08 V.A.T. |
| 50W (8 Ω) RMS continuous sine wave de luxe stereo amp. | 2 x Z.60s, Stereo 80; PZ.8 | £33 83 +£3.38 V.A.T. |
| Indoor P.A. | Z.60, PZ.8 | £14 93 +£1.49 V.A.T. |


Project 80 FM tuner, decoder, and A.F.U. may be added as required



Mount Project 80 on a bookshelf, a loudspeaker, a lampshade base a false wall with two Q.16 loudspeakers... almost anywhere.

new thinking in modular hi-fi

Stereo 80 pre-amplifier and control unit



- For P.U., radio and tape
- Tape monitoring switch
- Simplest ever fixing



Each channel has its own separate tone and volume controls operated by sliders, enabling ideal environmental matching to be obtained. A virtual earth input stage forms part of the up-dated circuitry that ensures the finest possible quality from all signal sources. Generous overload margins are allowed on all inputs. Clear instructions with template are supplied.

TECHNICAL SPECIFICATIONS

Size - 260 x 50 x 20mm (10 1/4 x 2 x 3/4 ins)
 Finish - Black with white indicators and transparent sliders
 Inputs - Magnetic pick-up 3mV RIAA corrected. Ceramic pick-up 300mV
 Radio 300mV; Tape 30mV
 Signal/noise ratio - 60dB
 Frequency range - 20Hz to 15KHz ± 1dB. 10Hz to 25KHz ± 3dB
 Power requirements - 20 to 35 volts
 Outputs - 100mV + AB monitoring for tape
 Controls - Press button for tape radio and P.U. Sliders for volume, bass (-12dB to -14dB at 100Hz) treble (+11dB to -12dB at 10KHz)

R.R.P. **£11.95** +£1.19 V.A.T.

Project 80 FM tuner and stereo decoder



- Twin dual varicap tuning: 4 pole ceramic filter; switchable A.F.C.
- On the decoder, solid state stereo indicating beacon.

Making the Project 80 F.M. tuner and decoder available separately gives a wider choice of systems and saves money where stereo reception may not be required. The tuner is a triumph of electronic design and assures excellent performance. The decoder gives a 40dB channel separation with 150mV output per channel. Both units may be used with other than Project 80 systems.

TECHNICAL SPECIFICATIONS OF TUNER

Size - 85 x 50 x 20mm (3 1/2 x 2 x 3/4 ins)
 Tuning range - 87.5 to 108 MHz
 Detector - I.C. balanced coincidence for good A.M. rejection
 One I.C. equal to 26 transistors
 Distortion - 0.2% at 1 KHz for 30% modulation
 4 pole ceramic filter in I.F. section
 Aerial impedance - 75 Ω or 240-300 Ω
 Sensitivity - 4 microvolts for 30dB cueing
 Output - 300 mV for 30% modulation
 Power requirements - 23 to 33 volts

DECODER

Size - 47 x 50 x 20mm (1 3/4 x 2 x 3/4 ins)
 One 19 transistor I.C.

R.R.P. **£11.95** +£1.19 V.A.T.

R.R.P. **£7.45** +0.74 V.A.T.


Guarantee

If, within 3 months of purchasing any product direct from us, you are dissatisfied with it, your money will be refunded on production of receipt of payment. Many Sinclair appointed stockists also offer this guarantee. Should any defect arise in normal use, we will service it without charge. For damage arising from mis-use a charge (typically £1.00) will be made.


sinclair

Sinclair Radionics Ltd. London Road, St. Ives, Huntingdon PE17 4HJ
 Telephone St. Ives (0480) 64646

Z.40 & Z.60 power amplifiers totally short-circuit proof



Z.40



Z.60

Intended for use in Project 80 installations, these modules readily adapt to an even wider range of applications. Both incorporate built-in protection against short circuiting and risk of damage from mis-use is greatly reduced.

Z.40 TECHNICAL SPECIFICATIONS

Size - 55 x 80 x 20mm (2 1/4 x 3 1/4 x 3/4 ins) 9 transistors
 Input sensitivity - 100mV
 Output - 15 watts RMS continuous into 8 Ω {35V}
 Frequency response - 10Hz - 100KHz ± 1dB
 Signal/noise ratio - 64dB
 Distortion - at 10 watts into 8 Ω less than 0.1%
 Power requirements - 12 to 35 volts


Z.60 TECHNICAL SPECIFICATIONS

Size - 55 x 98 x 15mm (2 1/4 x 3 3/4 x 3/4 ins) 12 transistors
 Input sensitivity - 100-250mV
 Output - 25 watts RMS continuous into 8 Ω (45V).
 Distortion - typically 0.03%
 Frequency response - 10Hz to more than 200KHz ± 1dB
 Signal/noise ratio - better than 70dB
 Built-in protection against transient overload and short circuiting
 Load impedance - 4 Ω min, max safe on open circuit

Z.40 R.R.P. **£5.45** - 0.54 V.A.T. Z.60 R.R.P. **£6.95** + 0.69p V.A.T.

Project 80 active filter unit

Makes a highly desirable part of any worthwhile system where inputs may be from record, radio or tape. As with Stereo 80, separate controls applied to each channel make it easier to obtain ideal stereo balance



TECHNICAL SPECIFICATIONS

Size - 108 x 50 x 20mm (4 1/4 x 2 x 3/4 ins)
 Voltage gain - minus 0.2dB
 Frequency response - 36Hz to 22KHz controls minimum
 Distortion - at 1 KHz - 0.03% using 30V supply
 HF cut off (scratch) - 22KHz to 5.5KHz, 12dB/oct. slope
 L.F. cut off (rumble) - 28dB at 20KHz, 9dB/oct. slope

- For scratch and rumble control
- Transistorised active circuitry

R.R.P. **£6.95** +0.69 V.A.T.

Power supply units


PZ.8

Stabilised. Re-entrant current limiting makes damage from overload or even direct shorting impossible. Normal working voltage (adjustable) 45V.

R.R.P. £7.98 + 0.79p V.A.T.
 Without mains transformer

PZ.5 30V un stabilised
 R.R.P. £4.98 + 0.49p V.A.T.

PZ.6 35V, stabilised
 R.R.P. £7.98 + 0.79p V.A.T.



To SINCLAIR RADIONICS LTD. ST. IVES, HUNTINGDON PE17 4HJ

Please send post paid

for which I enclose Cash/Cheque for £ _____ including V.A.T.

Name

Address

Practical Electronics Classified Advertisements

RATES: 9p per word (minimum 12 words). Box No. 20p extra. Semi-Display £7 per single column inch. Advertisements must be prepaid and addressed to Classified Advertisement Manager, "Practical Electronics" IPC MAGAZINES LTD., Fleetway House, Farringdon Street, London EC4H 4AD

SITUATIONS VACANT

TECHNICIANS AND ENGINEERS FOR ST. ALBANS AND LUTON

QUALIFIED OR NOT!

OPPORTUNITIES for challenging work on testing and calibrating valve and solid-state electronic measuring equipments embracing all frequencies up to u.h.f. in Production, Service and Calibration departments.

APPLICATIONS are invited from people of all ages with experience or formal training in electronics and from Ex-Services technicians.

HIGHLY COMPETITIVE SALARIES, negotiable and backed by valuable fringe benefits. Overtime normally available.

GENEROUS RE-LOCATION EXPENSES available in most instances.

CONDITIONS excellent; free life assurance, pension schemes, canteen, social club.
37½ hour, 5-day, working week.

WRITE or phone for application forms quoting reference PE745.



MARCONI INSTRUMENTS LTD,
Longacres, St. Albans, Herts
Tel: St. Albans 59292
Luton Airport, Luton, Beds
Tel: Luton 33866



A GEC-Marconi Electronics Company

MEN! £70 p.w. can be yours

Jobs galore! 144,000 new computer personnel needed by 1977. With our revolutionary, direct-from-America, course, you train as a Computer Operator in only 4 weeks! Pay prospects? £3,500 + p.a. After training, our exclusive appointments bureau—one of the world's leaders of its kind—introduces you FREE to world-wide opportunities. Write or 'phone TODAY, without obligation.

London Computer Operators
Training Centre
T57, Oxford House
9-15 Oxford Street, W.1
Telephone 01-734 2874

FOR SALE

Offers invited for redundant STORNO VHF RADIO COMMUNICATION EQUIPMENT 68/88 megacycles. 50 watt module stations, 10 watt static and mobile transceivers.

Write to: County Surveyor, The Castle, Winchester, by 30th April, 1974 for further details.

TV LINE OUT-PUT TRANSFORMERS
Tidman Mail Order Ltd., 236 Sandycombe
Road, Richmond, Surrey TW9 2EQ
01-948 3702

SEEN MY CAT? 5,000 items. Mechanical and Electrical Gear, and materials. S.A.E. K. R. WHISTON, Dept. PE, New Mills, Stockport.

FOR SALE. Practical Electronics Jan. 72-Dec. 73 inclusive, offers. Praetical Electronics Gemini Amp Enquiries. MARSHALL, 7 Rayner Avenue, Stanground, Peterborough.

CATALOGUE NO. 18, Electronic and Mechanical Components and manufacturers' surplus. (Credit vouchers value 50p. Price 23p, including post. ARTHUR SALLIS RADIO CONTROL LTD., 28 Gardner Street, Brighton, Sussex.

LIGHTSHOW PROJECTORS from only £17, effect wheels from only £4. Many lightshow bargains at ROGER SQUIRE'S (Disco Centre), 176 Junction Road, London, N.19. Tel. 01-272 7474.

PHILIPS cassette recorder spares. S.A.E. with enquiries. SUEWAY LTD., 94 Derby Lane, Liverpool, L13 3DW.

PRACTICAL ELECTRONICS: No. 1 to date except: Feb., Oct. 1966. Jan., Nov. 1967. Jan., Feb., Apr. 1968. Apr. to Sept. 1969. July 1971. Offers: CUMMING, 8 Scotstown Road, Peterhead, AB4 6LU.

INSTRUMENTS for Sale. Solartron CD711 S.2 double beam oscilloscope. £35. Marconi TF 868/1 universal bridge £20. Cintel square wave and pulse generator. 5 Hz. to 250 kHz. £10. Handbooks available. Phone evenings 01-428 1338 (Pinner).

SERVICE SHEETS

SERVICE SHEETS for televisions, radios, transistors, record players, tape recorders, etc., from 5p with free fault-finding guide. Over 10,000 models available. S.A.E. enquiries. Catalogue 20p and S.A.E. HAMILTON RADIO, 47 Bohemia Road, St. Leonards, Sussex. Telephone Hastings 429066.

SERVICE SHEETS, Radio, TV, etc. 8,000 models. Catalogue 15p. S.A.E. enquiries. TELRAY, 11 Maudland Bank, Preston.

LADDERS

LADDERS. "Special Offer" unvarnished triples. 9ft 7in closed—23ft 1in extended. £16-90 delivered. HOME SALES LADDER CENTRE (PEE2), Haldane (North), Halesfield (1), Telford, Shropshire. Tel. 0952 586644.

EDUCATIONAL

CITY AND GUILDS EXAMINATIONS

Make sure you succeed with an ICS home study course for C & G Electrical Installations, Telecommunications Technicians and Radio Amateurs. Free details from: International Correspondence Schools, Dept. 730F, Intertext House, London, SW8 4UJ.

COLOUR TV SERVICING

Make the most of the current boom. Learn the techniques of servicing Colour and Mono TV sets through new home study courses, approved by leading manufacturers. Also radio and audio courses. Free details from: International Correspondence Schools, Dept. 730F2, Intertext House, London, SW8 4UJ.

TECHNICAL TRAINING

Get the qualifications you need to succeed. Home study courses in Electronics and Electrical Engineering, Maintenance, Radio, TV, Audio, Computer Engineering and Programming. Also self build radio kits. Free details: International Correspondence Schools, Dept. 730F3, Intertext House, London, SW8 4UJ.

TELEVISION TRAINING

16 MONTHS' full-time practical and theoretical training course in Radio and TV Servicing (Mono and Colour) for beginners.

13 WEEKS' full-time Colour TV Servicing course (including Mono revision) for men with a good electronics background.

Next two sessions commence on April 16th and September 9th.

Prospectus from London Electronics College, Dept. A4, 20 Penywern Road, London SW5 9SU. Tel. 01-373 8721.

WANTED

TOP PRICES PAID
NEW VALVES AND TRANSISTORS
Popular T.V. and Radio types
KENSINGTON SUPPLIES (B)
367 Kensington Street
Bradford 8, Yorks.

WANTED—AEI Control unit type FKI PB (Form A1) Stereo or Mono. Details and price to: G. KENYON, 26 Princes Drive, Colwyn Bay, North Wales.

RECEIVERS AND COMPONENTS

UNIT IN SMART ALI CASE. 11 x 11 x 4in., contains 8 silicon diodes, 600V, 20A, 8 SCRs 3 OR 400V 16A, Vinkors, 4 small, 2 large, together with other components. **46 (46p).** M.C. METERS, 3 assorted 2-3in., **£1-15 (27p).** **5 FIGURE RESETTABLE COUNTER,** 18/22V, works on 12V, **£2-20 (20p).** **7400 SERIES ICs,** 10 on panel (s), **£1 c.p.** **2N3055 MOTOROLA,** 54p post paid. **COPPER CLAD PAX. PANELS,** 54 x 6in, 6 for 45p c.p., 71 x 9in, 6 for **£1-25 c.p.** **FIBREGLASS,** 12 x 4in, 30p c.p. **SMALL UNIT WITH 4 SILICON DIODES,** 650V, 11A, 4 BZY51 with heat-sinks plus resistors, 55p c.p. **TAGBOARD** with 2 BCY39, **50p 250mA** (these are over £1 each new), 4 silicon diodes, resistors, 55p c.p. **VALUPAKS, P9,** 100 assorted s/mica caps, 55p; P11, 100 assorted polystyrene caps, 75p; P13, 10 wire ended neons, 50p, post 10p any number of Paks. Send 10p stamps for list of Valupaks together with computer panels, etc. Refund on purchase. **7LB ASSORTED COMPONENTS,** £1-65 c.p. **7LB FIRSTS COMPUTER PANELS,** £1-65 c.p. **3LB SECONDS COMPUTER PANELS,** £1-40 c.p.

J.W.B. RADIO

2 BARNFIELD CRESCENT, SALE, CHESHIRE M33 1NL
Postage in brackets. Mail order only.

STEREO FADERS

78 mm fixing centres. 64 mm travel.

1,000 long Egen moulded slide faders, 10K log stereo, only 39p each including post and V.A.T.

Cash with order to:

CHYMES

P.O. Box 87, Reading, Berks.

PRECISION

POLYCARBONATE CAPACITORS

Close tolerance High stability Extremely low leakage All 63V d.c. Plus or minus 1% tolerance
0.47µF 54p; 1.0µF 60p; 2.2µF 80p; 4.7µF £1-30;
6.8µF £1-64; 10µF £2; 22µF £2-75. Also available
±2% and ±5% ex stock.

TANTALUM BEAD CAPACITORS: Values available
0.1, 0.22, 0.47, 1.0, 2.2, 4.7, 6.8µF at 15V/25V or
35V, 10µF at 16/20V or 25V, 22µF at 6/10V or 16V,
33µF at 6V or 10V, 47µF at 3V or 6V, 100µF at 3V All at
10p each, 10 for 95p; 50 for £4.

TRANSISTORS: BC107, BC108, BC109. All at 9p each,
6 for 51p; 12 for 96p. May be mixed for quantity price
BC162 and BC212 at 10p each AF178 at 30p each.
All brand new and marked Full spec devices

POPULAR DIODES: IN914, 6p each 8 for 45p; 18 for
90p, IN414, 8p each, 6 for 45p; 14 for 90p, 1944, 5p each
11 for 50p; 24 for £1. All brand new and marked

NEW LOW PRICE—400 mW Zeners. Values available
4.7, 5.6, 6.8, 7.5, 8.2, 9.1, 10, 11, 12, 13.5, 15V
Total ±5% at 5mA. All new and marked Price 7p each,
6 for 39p; 14 for 84p. Special offer 6 of each voltage
(66 zeners) £3-65.

RESISTORS. Carbon film 5%, ±W at 40°C ±W at 70°C.
Range from 2 Ω to 2 MΩ in E12 series i.e. 10, 12,
15, 18, 22, 27, 33, 39, 47, 56, 68, 82 and their decades
High stability, low noise All at 1p each 8p for 10 of
any one value, 70p for 100 of any one value Special
pack—10 of each value 2 Ω to 2 MΩ (730 resistors)
£5.

440V A.C. CAPACITORS: 0.1µF size 1 1/2in x 1in, 40p;
0.25µF (1 1/2in x 1in), 55p; 0.47 and 0.5µF (1 1/2in x 1in),
66p; 1.0µF (2in x 1in), 85p; 2.0µF (2in x 1in) £1-15.

SILICON PLASTIC RECTIFIERS 1-5A. Brand new
wire-ended DO27, 100PIV at 7p each, 20 for 26p,
400PIV at 8p each 4 for 30p; 800PIV at 11p each
4 for 42p.


7p post and packing on all orders below £5
Export orders—please add cost of air/sea mail

PLEASE ADD 10% VAT TO ALL ORDERS
Send S.A.E. for lists of other ex-stock items. L.E.D. s
disc capacitors, electrolytics etc Wholesale price lists
available to bona fide companies

MARCO TRADING

Dept. E5, The Mallings Station Road
Wem, Salop.
Tel. Nantwich (Cheshire) 63291

DRY REED INSERTS



Overall length 1.85" (Body length 1.1").
Diameter 0.14". Max. ratings 250V D.C. and
500 mA. Gold clad normally open contacts. 60p
per dozen; £4-12 per 100; £30-23 per 1,000;
£275 per 10,000. VAT and post paid.

G.W.M. RADIO LTD.

40/42 Portland Road, Worthing, Sussex O903 34897

R.T. SERVICES

(MAIL ORDER ONLY)

77 Hayfield Rd., Salford 6, Lancs.

Memory Array Panels. Full of ferrite
rings. £1-10 inc. P.P.

Veroboard 6x5 0-1 Matrix, 2 for £1.
4x4 0-1 Matrix, 4 for £1. **12x3 0-15**
Matrix, 75p each.

Mullard A.M. Module. I.F. Strip, LP1166,
£1-10 inc. P.P.

FM Tuner with R.F. Stage and A.G.C.,
3 transistors, neg. e.p.p., 2 1/2 x 2 1/2 in with
circuit, £1-37 1/2 inc. P.P.

Crouzet Gearing Motors, 30 or 60 r.p.m.
New, £1-54 inc. P.P.

UHF TV Tuners. Transistorised, £1-65
inc. P.P.

250Ω Miniature Uni-selectors with base,
£3 inc. P.P.

Transformers, 7.5V + 7.5V 1/4A, 88p inc.
P.P. 12-0-12V, 100mA, 90p inc. P.P.
9-0-9V, 100mA, 90p inc. P.P. 20V, 1A,
88p inc. P.P.

Transformer. 45-0-45V, approx. 2 amp,
£2-50 inc. P.P.

P.C. Board. S/S, 5 1/2 x 5 1/2 in, 10 for 70p
inc. P.P.

Panel with 2 SN7490, 2 SN7441 counting
circuit with end connector, £2-20 inc. P.P.

Transistorised Timer. Variable delay. 110
or 250V A.C. input. With instructions.
Brand new, £2 inc. P.P. Size 3" x 2" x 2".
Woods 5' fans. Very good quality. £3-30
inc. P.P.

Electrolytic Capacitors, 4,000 MF, 50 VV,
4 1/2" x 1 1/2" 75p. inc. P.P.

TUNBRIDGE WELLS. Components from
TELESERVICE, 108 Camden Road,
Tunbridge Wells, Kent. Telephone 31803.

5 N-CHANNEL FETs. Type 3819E (2N3819)
for £1 (inc. VAT). Full spec. transistors com-
plete with circuit details for building volt-
meter, timer, ohmmeter, etc. For complete
list of FETs and other transistors available
4nd 10p P.O. REDHAWK SALES LTD.,
5 Station Road, Gerrards Cross, Bucks. Mail
Order Only.

COMPONENTS GALORE. Pack of 500 mixed
components. Manufacturers' surplus plus once
used. Pack includes resistors, carbon and
W.W., capacitors various, transistors, diodes,
trimmers, potentiometers, etc. Send £1 + 10p
P. & P. C.W.O. to: CALEDONIAN COMPO-
NENTS, Strathore Road, Thornton, Fife.

RADIO & TELEVISION AERIAL BOOSTERS
£2-95, five television valves **45p.** 50p bargain
transistor packs, bargain £1 resistor and cap-
acitor packs. UHF-VHF televisions **£7-50.**
Carr. £1-50. S.A.E. for 3 leaflets. VELCO
ELECTRONICS, Bridge St., Ramsbottom,
Bury, Lancs.

VALVES. Large stock many types 1930 to
1974. S.A.E. for quotation. COX RADIO,
The Parade, East Wittering, Sussex.

NEW AND USED COMPONENTS, hardware
and audio gear. S.A.E. for list. DAVID
COULAM, Tathwell, Louth, Lincs, LN11 9SR.

BRAND NEW COMPONENTS by return,
Electrolytics 16V, 25V, 50V-0-47, 1, 2.2, 4-7,
10MF, 4p, 22, 47, 43p (50V, 5p); 100, 64p
(50V, 7p); 220, 6p (50V, 9p). Subminiature
bead-type tantalums 0-1/35V, 0-22/35V, 0-47/
35V, 1/35V, 2-2/35V, 4-7/35V, 10/16V, 22/16V,
47/6V, 100/3V, 8p. Mylar Film 100V, 0-001,
0-002, 0-005, 0-01, 0-02, 2 1/2p; 0-04, 0-05, 3p.
Polystyrene 63V E12 series 10pF-1000pF.
2p; 1,200pF-10,000pF., 3p. Miniature High-
stab. resistors 5%, E12 series carbon film 1/4W,
1Ω-10MΩ, (10% over 1MΩ). Metal film
1/4W, 10Ω-2-2MΩ and 1W, 27Ω-10MΩ all 1p
each. Postage 8p. The C.R. SUPPLY CO.,
127 Chesterfield Rd., Sheffield, S8 0RX.

MINIATURE CERAMIC CAPACITORS. 50V
25 each E6 value 22pF to 1000pF, total 275.
£3-75. NEK ELECTRONICS (P8), 28 Car-
negie Road, St. Albans, Herts.

MISCELLANEOUS

ENAMELLED COPPER WIRE

| S.W.G. | 116 Reel | 116 Reel |
|--------|----------|----------|
| 10-14 | £1-40 | 80p |
| 15-19 | £1-40 | 80p |
| 20-24 | £1-43 | 83p |
| 25-29 | £1-52 | 91p |
| 30-34 | £1-57 | 97p |
| 35-40 | £1-69 | £1-04 |

Please add 10% to all above prices to cover VAT
The above prices cover P. & P. in U.K. Supplied by
INDUSTRIAL SUPPLIES
102 Parrswood Rd., Withington, Manchester 20
Telephone No. 061-224 3553

CABINET FINISHING COMPONENTS

Recess cabinet handles (plastic—black), 22p each; (metal—
chrome bar) £1-90 each
Cabinet corner pieces (black plastic), 10p each (metal
small), 5p each
Strip handles (black—chrome ends) 11in 66p each 9 1/2in,
55p each
Cabinet covering cloth (vox type—black) 50in wide £1-75
per yard
Speaker cloth (plain or silver stripe Laney type) 50in wide,
£1-45 per yard
Cabinet feet (black plastic 1 1/2in diameter) 7p each
Jack socket recess plates (black plastic) 7p each
Jack sockets (chromed bezel), 22p each
vent grille (black plastic) 5 1/2in x 1 1/2in 22p each 6 1/2in x 3 1/2in,
16p each
Cabinet castors (rubber tyred 4 hole fixing), 62p each
(plastic wheel—with brake), 80p each. (plastic wheel—
soft fixing) 62p each
14oz matt black spray paint, 90p each
1 pint cabinet cloth adhesive, £1-10 each
Handy trimming knives, 10p each
Plastic piping for baffle edging (black or white), 6p per yard
All prices include VAT
Post and packing Orders under £1. 20p Orders between
£1 and £10 35p Orders over £10. Free
**MAIL ORDER DEPT, P.E.2, HAMILTONS OF
TESSIDE**
26 Newport Road, Middlesbrough, Teesside. Tel.
0642 47314 Ext. 24.

BUILD THE TREASURE TRACER

MK III Metal Locator



- Varicap tuning
- Britain's best selling metal locator kit
- Weighs only 22oz
- Speaker and earphone operation
- Knocks down to only 11in
- Probuilt search coil assembly
- Five transistor circuit
- Thoroughly professional finish
- You only need soldering iron, screwdriver, pliers and snips
- As seen on BBC-1 & BBC-2 TV

Send s.e.e. for leaflet


Complete kit Post 35p **£9.80** Built, tested and guaranteed Post 35p **£13.75**

MINIKITS ELECTRONICS, 35g LANGLEY DRIVE, WANSTEAD, LONDON E11 2LN (Mail Order only)

Build the Mullard C.C.T.V. Camera Kits are now available with comprehensive construction manual (also available separately at 76½p)

SEND 5" x 7" S.A.E. FOR DETAILS TO: CROFTON ELECTRONICS 15/17 Cambridge Road, Kingston-on-Thames, Surrey KT1 3NG

MORE RANGES FOR LESS MONEY!




MULTIMETER AC-DC Type U-437

10kOhms V 2 5% Precision
A-DC 0 1-1A—5 Ranges
V-DC/AC 2.5 to 1000 V—6 Ranges
Ohms—100 to 1 MegOhm—4 Ranges
Frequency 45-40kHz—2 Ranges
TAUT SUSPENSIONS
MOVEMENT
Complete with steel case
Dimensions without case
212 x 118 x 75mm **£4.95**


AC/DC Multimeter type U4324

A-DC 0 06-3A—6 Ranges
A-AC 0 3-3A—5 Ranges
V-DC 0 6-1200 V—9 Ranges
V-AC 3-900 V—8 Ranges
Frequency 45 to 20kHz—2 Ranges
Resistance 500 Ohm to 5 Mohm—5 Ranges
Decibel -10 to +120B
—2 Ranges Accuracy ± 2.5%
Dimensions 167 x 98 x 63mm
Only **£8.00**



SUPERTESTER 680 RICE

10 Fields—80 Ranges Plus a lot of accessories for measurements of 500A-AC 100 A/DC—Temperature—50C to -200C—Magnetic fields up to 15 KGauss—Phase indicator—EHT 25kV Electronic Volt Ohm—meter Transistor Diode Tester etc



Dimensions 128 x 95 x 32mm
300 grams 20kOhm V Accuracy
1% DC Ask for free catalogue

£18.50

Accessories Extra

AC-CLAMP Type U-91

7 RANGES 10-500 A
Dimensions 283 x 94 x 36mm 660 grams with case **£10.50**



Add 10% VAT to all items + 35p P & P

ELECTRONIC BROKERS LTD.

49-53 Pancras Road, London NW1 2QB. Tel: 837 7781

FIBREGLASS PRINTED CIRCUIT BOARD

18" x 32". Your size cut. No extra. No V.A.T.
Single, 5p 12 sq. ins. 50p sq. ft.
Double 8p 12 sq. ins. 70p sq. ft.
Post 10p per sq. ft.

EASY PRINTED CIRCUIT MAKING
Dalo 33 Marker (spare tip included)
80p post free.

From: B.R.B. (P.E.)

17 Southbeck Rise, Worksop, Notts
S80 2UP

DON'T LOOK

unless you can resist the temptation to get these super 'attention-getters':

★ **POCKET-SIZED MAXI-VOLT** Big ½ inch Spark Generator (instant 15,000 volts!) Ready-made, needs no batteries. Carry it around anywhere. Only weighs about 3 oz (85g). Send £1.35 for your Maxi-volt now!

★ **UNIQUE TRANSMITTER/RECEIVER KIT.** No licence examinations or tests required to operate this transistorised equipment. Easy to build. Get transmitting. Send £5.90 for yours now!

★ **PSYCHEDELIC MINI-STROBE KIT.** Take a pocket-sized lightning storm to Disco's and Parties. "BRAIN-FREEZE" 'EM with vari-speed stop-motion flashes. Includes super case, too. Send £2.20 now! (All prices include VAT, packing & postage)

Send remittance to:

BOFFIN PROJECTS

4 Cunliffe Road, Stoneleigh Ewell, Surrey

(Mail order U.K. only)

Or for more details, send 15p for lists, plus free design project sheet

NEW LENSES OPTIKIT L5 5 convex lenses for photoelectric devices, detector beams, tachometers, sensors. 1 off each diameter/focal length 7/7, 14/12, 21/18, 26/23, 45/50mm, £2.20

LIGHT SOURCES, DETECTORS: MV54 miniature (2mm) red LED: MLED500 TO-92 PC mounting red LED: MLED92 TO-92 infrared emitter; 2N5777 high sensitivity silicon photo-darlington amplifier. Response Time 200 sec, 25V max. Superior to CdS cell, QCP71. MRD150 miniature (2mm) silicon phototransistor. Fast response 2 sec, 40V max. 150mm £4.40

| | | | | | |
|---------|-----|-------|-------|-------|--------|
| MV54 | 22p | 44p | £1.10 | £2.09 | £3.52 |
| MLED500 | 22p | 44p | £1.10 | £2.20 | £3.74 |
| MLED92 | 33p | 66p | £1.54 | £2.86 | £6.60 |
| 2N5777 | 55p | £1.10 | £2.53 | £4.62 | £9.90 |
| MRD150 | 66p | £1.32 | £3.19 | £6.16 | £14.85 |

ULTRASONIC TRANSDUCERS for remote control 40kHz Tx/Rx pair £8.85.

CIRCULAR POLARISERS for glare reduction—enhance contrast ratio from LED display, nixies, 'scope. HRCPT red, HACP24 amber, HGCP24 green, HNCPT37 neutral. 50mm x 50mm 66p; 75mm x 75mm £1.21; 150mm x 150mm £4.40

CROFON 1610 64 strand plastic light conduit, bundle dia. 1.8mm, O.D. 3.3mm. 1m £1.32; 5m £5.50; 10m £10.45; 25m £22.

PLASTIC OPTICAL MONOFIBRE for easy light circuitry, displays, effects. Diameter 0.5mm—FP20; 1.0mm—FP40; 1.5mm—FP60.

| | | | | | | |
|----------|-------|-------|-------|--------|--------|--------|
| Length m | 5 | 10 | 25 | 50 | 100 | 200 |
| FP20 | £1.32 | £2.20 | £3.85 | £6.60 | £12.00 | £22.00 |
| FP40 | £1.10 | £1.98 | £3.85 | £6.60 | £12.00 | £22.00 |
| FP60 | £1.98 | £3.85 | £7.70 | £13.20 | £24.00 | £44.00 |

OPTIKIT 103: Experimenter pack, 2 metres Crofon 1610 + 5m each FP20, FP40, FP60—£4.84.

FIBROFLEX SIZE 1: Glass light conduit, 440 Strand, bundle dia. 1.14mm, O.D. 3.3mm (p.v.c. jacket). 5m £2.97; 10m £3.85; 25m £6.60; 50m £11.00; 100m £17.05, all inc. 10 ferrules + epoxy resin for terminations.

MARE'S TAILS: Decorative effects. 7,000 fibres in 18mm O.D. ferrule. Professionally finished. 22in diameter in use. Add lamp, stand, cover to make Fibre Optic Lamp. Eye catching in boardroom, hall or foyer.

NEW LOW PRICE £10.45 each.

All prices include P. & P. VAT and data. Send 9in x 6in S.A.E. for details.

FIBRE OPTIC SUPPLIERS (Dept. PE), P.O. Box 702, London W10 6SL

CLEARING LABORATORY, scopes, V.T.V.M's, V.O.M's, H.S. recorders, transcription turntables, electronic testmeters, calibration units, P.S.U.'s, pulse generators, D.C. null-potentiometers, bridges, spectrum analysers, voltage regulators, sig-gens, MC relays, components, etc. Lower Beeding 236.

BARGAIN LISTS. Connectors, instrument boxes, spark generators, silicon diodes, transistors, new items very low prices. S.A.E. illustrated lists. FREAR, 2 Richmond Terrace, Ulverston, Lancs. LA12 0BU.

BOOKS AND PUBLICATIONS

Technical Books — Radio & Electronics

| | |
|----------------------------------------------------|-------|
| Handbook of Tested Transistor Circuits..... | £0.40 |
| Radio Servicing for Amateurs..... | £0.20 |
| Practical Radio Inside Out..... | £0.40 |
| Coil Design and Construction Manual..... | £0.30 |
| Boys Bk of Crystal Sets and Simple Circuits..... | £0.18 |
| Transistor Circuits Manual No. 1..... | £0.15 |
| Transistor Circuits Manual No. 2..... | £0.15 |
| Transistor Circuits Manual No. 4..... | £0.15 |
| Transis Circuits for Radio Controlled Models..... | £0.40 |
| Rad & Electr Colour Codes and Data Chart..... | £0.15 |
| Handbk of Transistor Equiv. and Substitutes..... | £0.40 |
| Hi Fi, PA & Disco Amplifier Design Hndbk..... | £0.75 |
| Radio Servicing Problems..... | £0.45 |
| Electronic Circuits for the Amat Photographer..... | £0.60 |
| Handbook of Simple Transistor Circuits..... | £0.35 |
| Modern Transistor Circuits for Beginners..... | £0.50 |
| Sound and Loudspeaker Manual..... | £0.30 |
| Practical Car Radio Handbook..... | £0.40 |
| Radio TV and Industrial Tube & Valve Equip..... | £1.70 |
| Know Your Oscilloscope..... | £1.70 |
| Television Servicing Vol No 1..... | £0.85 |
| Television Servicing Vol No 3..... | £0.60 |
| Television Servicing Vol. No 4..... | £0.85 |
| Using an Oscilloscope..... | £0.70 |
| Servicing Transistor Radio Receivers..... | £0.75 |
| Television Timebase Circuits..... | £1.00 |

NEW TITLES NOW AVAILABLE

| | |
|----------------------------------------------------|-------|
| 2nd Book of Hi Fi Loudspeaker Enclosures..... | £0.60 |
| Manual of Electronic Circuits for the Home..... | £0.50 |
| Modern Crystal Set Circuits for Beginners..... | £0.35 |
| Electronic Novelties for the Motorist..... | £0.50 |
| 2nd Book of Transistor Equiv. & Substitutes..... | £0.95 |
| Handbook of Electronic Musical Novelties..... | £0.50 |
| Transistorised Novelties for Hi Fi Enthusiast..... | £0.35 |
| Fault Location Exercises in Rad. & TV Vol.1..... | £0.80 |
| Fault Location Exercises in Rad. & TV Vol.2..... | £1.35 |
| Colour TV Picture Faults..... | £2.50 |
| 99 Ways to Improve your S.Wave Listening..... | £1.90 |
| Semi-conductors from A—Z..... | £1.50 |
| Modern Electronic Troubleshooting..... | £1.30 |
| 104 Ham Rad.Proj. for Novice & Technician..... | £1.25 |
| How to Solve Solid State Circuit Troubles..... | £1.75 |
| Integrated Circuits Equiv & Substitutes Hbk..... | £0.75 |

PLEASE ADD 10% FOR POSTAGE & PACKING

FREE lists of other titles avail on request. Send to

RADIO BOOK SERVICE
Dept A.40 Elwill Way, Beckenham BR3 2RZ

LOUDSPEAKER KITS for hi-fi stereo by Helme, the speaker kit people, all complete with full instructions. Prices from as little as **£14.95** per pair including VAT! Send now for free illustrated brochure and stockist list to: HELME AUDIO PRODUCTS LTD., Dept. PE/A-74, Summerbridge, Harrogate, Yorkshire, Tel: Darley 279.

HARDWARE SUPPLIES—Sheet aluminium individual sizes or standard packs, drilled to spec. Screws, nuts, washers, etc., Fascia panels in aluminium individual requirements. Printed circuit boards, one-off or small runs. Printed circuit drafting tapes, etc., 7p for list. RAMAR CONSTRUCTOR SERVICES, 29 Shelbourne Road, Stratford-on-Avon, Warwks., CV37 9JP.

LOW COST I.C. MOUNTING. I.C. pin sockets in lengths of 100 for 60p (P. & P. 5p). Quantity rates. S.A.E. details and sample. GASKELL, "Oak Lodge," Tansley, Derbyshire.

AUDIOSCAN, the "do-it-yourself" speaker mail-order specialists. High fidelity speaker kits, chassis units, sound absorbent, grille fabric and much more. Send s.a.e. for bargain list to: AUDIOSCAN, Dept. PE1, 4 Princes Square, Harrogate, Yorkshire.

REWARD for information leading to the recovery of the following stolen instruments: Cossor oscilloscope CDU 110, Serial No. 1213. Sollartron DVM A223, Serial No. 401238. Avo meter Mk 8, Serial No. 34815. Tel. 01-352 5623.

METER REPAIRS. Ammeters, voltmeters, multi-range meters, etc. Send to: **METER REPAIRS**, 39 Chesholm Road, London, N16 0DS.

SLOW SPEED MOTORS required (about 1 r.p.m.) any quantity considered. Phone Mr. SMITH, 061-633 3527.

STYLI

STYLI. Finest quality for most Crystal and Magnetic Cartridges: Double-Diamond, Diamond, Diamond/Sapphire, Double Sapphire, Sapphire, at lowest prices. Quick service. Free list sent for S.A.E. **FELSTEAD ELECTRONICS (PE)**, Longley Lane, Gatley, Cheadle, Cheshire, SK8 4EE.

BUILD OR BUY a

MINIATURE TRANSMITTER

Micro Miniature Transmitter

Model TM 1001

A precision piece of equipment that has been designed and produced after 2 years research and development. The smallest transmitter available in the UK. In xlin approx. Fits in the palm of your hand. Can pick up and transmit voices and minute sounds, excellent range up to 1/2 mile. Can be worn round the neck, held in the hand or placed on a shelf. Receive on a VHF radio. Universal battery connections enable use of PP3 battery operates 9-15 volts no other connections (completely self-contained) to operate simply switch on. Used the world over, many applications. Fully transistorised printed circuit. Guaranteed for 12 months.

Assembled unit ready to use £15.50
Kit with step-by-step assembly instructions £11.50
If required suitable radio for receiving transmitter £13.50
Ins. P & P 45p

MULHALL ELECTRONICS (P.E.)
Ardglass, Co. Down, U.K. BT30 7SF.
(Exporters to 14 countries)

Amateur Licence required from MPT

WORLD RADIO & T.V. HANDBOOK 1974

A COMPLETE DIRECTORY OF INTERNATIONAL RADIO & T.V.

Price £3.20

- TRANSISTOR EQUIVALENTS EUR/AM/JAP. Price £1.95.
 - HIGH FIDELITY AUDIO AMPLIFIER CIRCUITS by Texas Instruments. Price £1.05.
 - DIGITAL LOGIC BASIC THEORY AND PRACTICE by J. H. Smith. Price £1.60.
 - UNDERSTANDING SOLID-STATE ELECTRONICS by Texas Instruments. Price £1.40.
 - DIGITAL ELECTRONICS by B. Ward. Price £1.45.
 - UNDERSTANDING AND USING THE OSCILLOSCOPE by C. Hallmark. Price £1.80.
 - FOUNDATIONS OF WIRELESS AND ELECTRONICS by M. G. Scroggie. Price £2.
 - HOW TO LISTEN TO THE WORLD by J. M. Frost. Price £2.
 - 110 THYRISTOR PROJECTS USING SCRS AND TRIACS by R. M. Marston. Price £1.50.
 - HOW TO USE INTEGRATED CIRCUIT LOGIC ELEMENTS by J. W. Streater. Price £1.50.
 - RADIO COMMUNICATION HANDBOOK by R.S.G.B. Price £4.
- * ALL PRICES INCLUDE POSTAGE *

THE MODERN BOOK CO.

BRITAIN'S LARGEST STOCKIST of British and American Technical Books

19-21 PRAED STREET LONDON W2 1NP

Phone 01-723 4185
Closed Saturday 1 p.m.

HONEYWELL PROGRAMMER

This is a drum type timing device, the drum being calibrated in equal divisions for switch setting purposes with trips which are infinitely adjustable for position. Also arranged to allow 2 operations per switch per rotation. There are 15 changeover micro switches each of 10 amp type operated by the trips thus 15 circuits may be changed per revolution. Drive motor is mains operated 5 revs. per min. Special snip price £8.33 plus 25p P & I. Don't miss this terrific bargain.

12-VOLT 1 AMP. POWER PACK

This comprises double-wound 230/240V mains transformer with full wave rectifier and 2,000µF smoothing. Price £2.20 plus 20p post & packing.

Heavy Duty Mains Power Pack. Output voltage adjustable from 15-25V in steps—maximum load 150W—that is from 6 amp at 40V to 15 amp at 25V. This really is a high power heavy duty unit with dozens of workshop uses. Output voltage adjustment is very quick—simply interchange push on leads. Silicon rectifiers and smoothing by 3,000µF. Price £8.33 plus 65p post.

ISA ELECTRICAL PROGRAMMER

Learn in your sleep: Have radio playing and kettle boiling as you awake—switch on lights to ward off intruders—have a warm house to return home to. All these and many other things you can do if you invest in an electrical programmer. Clock by famous make; with 15 amp on/off switch. Switch-on time can be set anywhere to stay on up to 6 hours. Independent 60 minute memory jogger. A beautiful unit. Price £2.15 + 20p P & I. or with glass front, chrome bezel, 83p extra.

MINIATURE WAFER SWITCHES

2 pole, 2 way—4 pole, 2 way—3 pole, 3 way—4 pole, 3 way—2 pole, 4 way—3 pole, 4 way—2 pole, 6 way—1 pole, 12 way. All at 25p each.

DRILL CONTROLLER NEW IKW MODEL

Electronically changes speed from approximately 10 revs. to maximum. Full power at all speeds by fingertip control. Kit includes all parts, case, everything and full instructions. £1.95. Made-up model also available. £2.95.

SMOKE WILL KILL—GAS WILL KILL AND FIRE WILL KILL

But, if you install SAGA (our smoke and gas alarm) you will have the latest electronic protection against these killers. SAGA uses an electronic sensor which "smells" smoke and gas and sounds the alarm immediately. In a case measuring approx. 3m x 31m x 21cm with internal alarm, also a connector for additional bells. SAGA uses so little electricity that it will hardly wear the meter. One year's guarantee, also 7 day cash return offer. £8.99 plus 30p post and service.

MINIATURE SEALED RELAY

American made. Our Ref. No. REL AT. Measures only 1" wide x 1" thick and 1" high and it's a double change over, we don't know the contact rating but estimate this at 3/5 amps. The coil resistance is 600 ohms and 9-12 volt will close it. Ideal for models and miniaturised equipment. It's a plug-in relay but we supply complete with base. Price 33p including base.

SCORPIO Mk II

As featured in this issue. Our 1974 catalogue lists hundreds of bargains and probably many of the parts needed for this project. 66p brings the catalogue and the next 6 monthly supplements.

TERMS: 10% discount if ten of an item ordered, send postage where quoted—other items post free if orders for these items is £8.00 otherwise add 20p. **ADD 10% VAT**

J. BULL (ELECTRICAL) LTD.
(Dept. PE) 7 Park Street, Croydon CRO 1YD. Callers to: 102/103 Tamworth Rd. Croydon

RHYTHM GENERATOR COMPONENT KITS FOR THESE EXCITING PROJECTS SYNTHESISER

4p STAMP BRINGS DETAILS

SEMICONDUCTOR DEVICES

| | | | | |
|------------|--------------------------------------|-------------------------------------------------------------|------------------------------------------------------------------|-----------------------------------------------------------------------|
| AC176 24p | HIGH VOLTAGE | 3.5mm jack plugs 31p | POTENTIO- | CAPACITORS |
| BC182 9p | TYLES | 3.5mm jack skts. 31p | METERS | Tubular Electro. |
| BC184 11p | MPS101 120V/300mW | 2mm miniature plugs or sockets in red, white, blue, yellow. | MIDG. MOULDED CARBON. 24mm dia. | 25V, 25µF; 47µF 14p |
| BC204 11p | MPSLS1 100V/300mW | 9p each, 5 for 40p | LINEAR. 5kΩ; 10kΩ; 25kΩ; 50kΩ; 100kΩ; 1M; LOG. 10kΩ; 25kΩ; 50kΩ. | 100µF 16p, 470µF 29p |
| BC209C 11p | MPS507 100V/1W | Sub-miniature lamps 28V type 78p | MIN. push-to-make sw. 30p | 1000µF 46p |
| BC213 15p | Complementary Pair | Solder pins. 500 85p. | 21p each | 50V, 1000µF 57p |
| 2N2905 27p | MPS507 100V/1W | | GANGED. 100kΩ lin; 5kΩ log; 10kΩ log. 78p each | 63V, 10µF 22p |
| 2N2219 22p | MPS507 100V/1W | | MIDG. W.C. SWITCHES | 100µF 24p |
| 2N3819 46p | Complementary Pair (5 watt with H/S) | | 28mm dia. 1P 12W; 2P 6W; 3P 4W; 4P 3W; 5P 43p each | PRINTED CIRCUIT ELECTROLYTIC. 4.7/40V; 10/63V 22/40V; 47/40V 13p each |
| MPF111 26p | SDT9203 100V/100W | | MAKA TYPE DETENT MECHANISM | 100/63V; 470/16V 23p each |

SIGNAL DIODES

| | | |
|----------|---------------|-----------------------------------|
| IN914 5p | LINEAR I.C.'s | RESISTORS |
| SI50 12p | 741CS 37p | 2% METAL OXIDE |
| IGP7 12p | 748CS 48p | TYPE |
| | ML3046P 75p | E12, E24 series from 10R to 1MΩ |
| | SG3402N £1.74 | 10p for 5 |
| | SG3402T £1.74 | 5% CARBON FILM |
| | SG1495D £2.90 | TYPE |
| | MFC6040 £1 | E12, E24 series from 10R to 1.2MΩ |

RECTIFIERS

| | | |
|--------------|--------------------------------------------------|------------------------------------------------|
| IN5401 21p | ZENERS BZY88 SERIES | MINIATURE PRESETS |
| REC41A £1.20 | 3.3; 3.6; 3.9; 5.1; 6.2; 7.5; 11.0; 12.0 all 22p | CERMET: 100; 500; 1kΩ; 25kΩ; 10kΩ; 50kΩ; 100kΩ |
| REC70 45p | BZX61 SERIES | TRIMMER 1ST |
| | 11.0; 12.0 all 27p | 200; 1kΩ; 10kΩ |

V.A.T.
Please add 10% to final total of order

ALL ITEMS LISTED ARE EX-STOCK GOING TO PRESS

DIGITAL I.C.'s

| | | |
|----------|-----------------|--------------------------------------|
| 7400 20p | 74121 48p | SEMI-PRECISION W/VV POTS. 1kΩ/1W 52p |
| 7404 22p | 74123 £1.14 | |
| 7410 21p | 74150 £1.74 | |
| 7420 21p | CMOS I.C.'s | |
| 7430 21p | MCI4007CL 76p | |
| 7475 63p | MCI4011CL 76p | |
| 7476 52p | MCI4016CL £3.20 | |


EATON AUDIO
P.O. BOX 3, ST. NEOTS HUNTINGDON PE19 3JB

TERMS: MAIL ORDER ONLY. C.W.O. Cheques or P.O.'s payable to Eaton Audio. Orders over £5 free of P.&P. Otherwise please add 10p in the £1.

Buy it with Access

YOU AIN'T HEARD NOTHIN' YET!!

... UNTIL YOU TUNE IN TO STEREO
PERFECTION WITH 'VARICAP'



'p.e.' f.m.
varicap stereo tuner

Size approx.
8½" x 2½" x 6½"

This elegant and practical stereo tuner features push button 'spot-on' tuning with up to five simple pre-set stations (no difficult tuning dial and drive cord). Its easy no problem construction requires only a few simple setting adjustments with a D.C. Voltmeter. It incorporates NEW pre-set modules for R.F. and I.F. circuits, this eliminates the need for the usually difficult circuit alignment.

All this, coupled with the latest Motorola high efficiency, Integrated Circuit phase lock loop stereo decoder and automatic stereo lamp indicator, ensures perfect stereo reception.

The 'Varicap' is, in our opinion, THE most easily constructed stereo tuner available which will achieve professional results. The kit comprises, Fibre glass P.C. board, elegant slimline teak veneer cabinet, brushed aluminium front panel, push buttons, instructions, in fact everything you need.

We also supply any of these kit components as separate items.

Total kit price ONLY £28.50 (Inclusive of VAT and postage).

IDEAL FOR USE WITH THE 'TEXAN', 'GEMINI' OR ANY OTHER GOOD QUALITY STEREO AMPLIFIER.

'P.E.' SCORPIO Mk. II IGNITION SYSTEM

We are now providing complete kits of parts for this latest design electronic ignition system, as specified in Practical Electronics. Price £8.85 complete.

We can also supply a DE-LUXE Kit, with ready-wound transformer drilled box, etc. ready to assemble. Price £11.50. Also a ready built and tested unit, for immediate installation in your vehicle. Price £14.75.

ALL ABOVE PRICES INCLUDE VAT AND POSTAGE. Send your order now (please state whether 6 volt or 12 volt version required), or forward a S.A.E. for fully descriptive itemised price list. ALL PARTS ARE AVAILABLE SEPARATELY.

'P.E.' 'GEMINI' STEREO AMPLIFIER

The 'Gemini' is a quality hi-fi stereo amplifier for the home constructor, featuring a genuine 30 watt R.M.S. per channel output into 8 ohms. Total harmonic distortion of 0.02% and a frequency response (-3dB) 20Hz-100kHz, at all power levels.

We are continuing to supply components for this fabulous amplifier, which is now recognised as practically THE ultimate in High-Fidelity. We know no better unit for the home constructor—hundreds have been supplied throughout the world.

Electro Spares have available a booklet containing full specification, complete constructional information, wiring diagrams and fault finding guide, etc.

The price is 55p + 4p postage, along with which we will send you our new LOW PRICE LIST. Price list available separately on receipt of a large S.A.E. Our new Mail Order department address is set below. We aim for quick, efficient service—or why not pay us a call, we make all enthusiasts welcome and there are no parking problems.

ELECTRO SPARES

288 Ecclesall Road, Sheffield
S11 8PE. Tel: (0742) 668888

'THE COMPONENT CENTRE OF THE NORTH'



MULTIMETER Model C-7081
GN Range Doubler 50,000 ohm/
volt High Sensitivity Meter
£14.40.

TAPE
RECORDER
LEVEL
METER
500µA, 70p



CARDIOID
DYNAMIC
MICROPHONE

Model UD-130. Fre-
quency response 50-
15,000c/s. Impedance
Dual 50K and 600 ohms,
£6.40.



4½ in x 3½ in METER. 30µA,
50µA or 100µA, £3.65.

MULTI-
METER

Model 200H
20,000 ohm/
volt, £6.60.



3 WATT STEREO
AMPLIFIER
£4.30

All above prices include 10% V.A.T. Please add 10p for P. & P. on orders under £5. LARGE S.A.E. for List No. 8. Special prices for quantity quoted on request.

M. DZIUBAS

158 Bradshawgate • Bolton • Lancs. BL2 1BA

KEEP P.E. TIDY!

Are you one of the many thousands of our readers who likes to keep his old copies of Practical Electronics?

If so, why not keep them safely in our specially designed binders?

The cost of the binders is £1.34p, including VAT and postage. When ordering please state volume number (if any) required.

All orders should be addressed to:
The Binding Department, Practical
Electronics, Carlton House, 66-69 Great
Queen Street, London, WC2B 5DD.

Remember, back numbers are not available so it's advisable to keep your copies in a safe place.

BUILD A CHORDING PROFESSIONAL SYNTHESISER



The Synthesiser shown above is the Dewtron "Apollo" A.1, which we sell ready-built to professionals. Believe it or not, it uses the SAME precision modules as we sell to you, the Constructor, to build any kind you like. The revolutionary Modumatrix system of routing makes old-fashioned patching a thing of the past. VCO-2 voltage-controlled oscillator module has accurate built-in log-law for chording and other professional effects. 3 and 4 octave keyboards and contacts.

VCO-2 STABLE, PRECISION V/C OSCILLATOR gives SINE, TRIANGULAR AND SQUAREWAVE outputs, 1 volt/octave voltage control. £24 each or £27 each 2 or more matched. **SHE-1 SAMPLE, HOLD AND ENVELOPE MODULE** gives variable attack, sustain, touch sensitive playing when used with VCO-2 signals. £17. **OFT-1** chording module £9. Modules (except VCO-1) guaranteed two years.

With over 7 years' unblemished reputation in these pages, Dewtron continues to lead in new technical developments in electronic sound effects! Ask any of our customers. See our products in the music stores, too. Suppliers of special equipment to leading groups. Our modules are used in professional equipment by other manufacturers and in our own built synthesisers, e.g. "Gipsy" G.I. Send 15p for full catalogue of our famous musical effects.

D.E.W. LTD.

254 Ringwood Road, FERNDOWN, Dorset BH22 9AR

using **Dewtron** (Regd. Trademark)

PROFESSIONAL MODULES

LATEST ADDITIONS INCLUDE PITCH-TO-VOLTAGE AND SEQUENCER MODULES! AND MANY OTHERS.

CASH SAVINGS

by buying modules and parts in bulk!

All modules are available separately:

Ring Modulator RM2, £8. Voltage-controlled Oscillator VC01, £10.50, giving sawtooth and square-wave outputs. Envelope shapers, ES1, self-triggered or ES2 keyboard-triggered, either type £13. White noise type WN1, £7. Voltage-controlled amplifier VCA1, £10. Voltage-controlled selective amplifier (filter for waa-waa, etc.) SA1, £13. Voltage-controlled Phase PH1, £17. Automatic Announcement Fader module for fading of music by microphone announcement, AF1, £10. etc., etc. **ALL MODULES ARE BUILT, TESTED AND SEALED FOR LONG LIFE.** Simply connect coloured wire connections as per easy instructions, build cabinet and wire in controls and patchboard connections! Joystick controls £5.50. REVERB Module and spring unit £15. V.A.T. 10% extra. V.A.T. paid orders over £75.

***STILL AT £42.50**
Solartron CD 711S:2 Double Beam Oscilloscope D.C.—9 Mc/s; 3 MV/cm; trigger delay; crystal calibrator; 4in flat faced tube. In good working condition. Carr. £1.50.

NEW WIDE RANGE WOBBLULATOR
5 MHz to 150 MHz up to 15 MHz sweep width. Only 3 controls, preset RF level, sweep width and frequency. Ideal for 10.7 or TV IF alignment, filters, receivers. Can be used with any general purpose scope. Full instructions supplied. Connect 6.3V A.C. and use within minutes of receiving. All this for **ONLY £5.75p.** P. & P. 25p. (Not cased, not calibrated.)

20 Hz to 200 kHz WB.

SINE and SQUARE GENERATOR. Four ranges. Independent amplitude controls, thermostat stabilised. Ready to use, 9V supply required. £7.85 each. P. & P. 25p (Not cased, not calibrated.)

GRATICULES. 12cm x 14cm high quality plastic 15p each. P. & P. 5p. 12" Long Persistence Crt, full spec. Price £7.50 to include V.A.T. & carr.

£1 WORTH OF "UFS". Six brand new capacitors all between 15V and 100V. Total capacitance not less than 7,000mF. P. & P. 45p.

PHOTOMULTIPLIER type 931A £3.25 each. P. & P. 25p.

ROTARY SWITCH PACK. Six brand new switches (1 ceramic; 1 off, 4 pole, 2 way, etc.), 50p. P. & P. 20p.

COMPONENT PACK consisting of 5 pots, various, brand new; 250 resistors $\frac{1}{2}$ and $\frac{1}{4}$ watt, many high stabs, etc. Fine value at 50p. P. & P. 17p.

PLEASE ADD 10% V.A.T.

OPEN 9 a.m. to 6.30 p.m. ANY DAY

CHILTMead LTD

7th ARTHUR ROAD, READING, BERKS.
(rear Tech. College) Tel.: Reading 582605/65916

P.C.B. PACKS & D. Quantity 2sqft —no tiny pieces. 50p plus P. & P. 20p. **FIBRE GLASS** as above £1 plus P. & P. 20p. Ferric Chloride Resistance Pen FREE (whilst stock lasts) on all purchases of our £1 Fibre Glass pack.

5 CRYSTALS 70 to 90kHz. Our choice, 25p. P. & P. 15p.

5 MOVING COIL METERS various £2. P. & P. 37p.

CAPACITOR PACK—50 Brand new components only 50p. P. & P. 17p.

POTS—10 different values. Brand new—50p. P. & P. 17p.

TRIMMER PACK. 2 Twin 50/200pF ceramic 2 Twin 10/60pF ceramic; 2 min. strip with 4 preset 5/20pF on each; 3 air spaced preset 30/100pF on ceramic base. ALL BRAND NEW. 25p the lot. P. & P. 10p.

FLAT FACED 4" Twin Beam Tube. type CV2193. Green trace. Brand new £4 each. P. & P. 37p.

LIGHT EMITTING DIODES (Red) from Hewlett-Packard. Brand New 38p each. Holder 1p each. Information 5p.

PHOTOCCELL equ. OCP71, 13p each.

PHOTO RESISTOR type Clare 703. Two for 50p.

MODERN TELEPHONES type 706. Two-tone grey, £3.75 each. Two-tone green, £3.75 each. Black, £2.75 each. P. & P. 25p each.

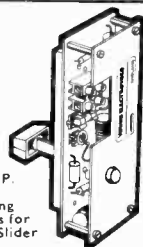
Also **TOPAZ YELLOW** £4.50 each. P. & P. 25p.

IDEAL EXTENSION Telephones with standard GPO type dial, bell and lead coding. £1.75 each. P. & P. 25p.

DELIVERED TO YOUR DOOR 1 cwt of Electronic Scrap chassis, boards, etc. No Rubbish. FOR ONLY £3.50.

Dimmit

range of light dimmers



Illustrated is the popular PMSD1000 module. A 1000V professional quality dimmer, linear operation, interference suppression, 60mm slider range; size 12.5 x 4 cm. Ideal for low cost stage and disco lighting. Used by schools, theatres, studios, etc. Complete with scale plate, fixing screws and full instructions. £6.50 inc. VAT, add 10p P. & P. Also available in 2kW, with separate heatsink.

The Dimmit range includes standard wall mounting models for home and office, etc. Professional modules for use on lamps, heaters, motors, etc. Rotary and Slider control versions. Ratings: 1,000W, 2,000W

NEW addition to Dimmit range—Model 5L800 sound to light converter. Modulates the light in time with sound. Built-in microphone. Just place unit near any sound source—radio, hi-fi, tv, human voice, etc. No connections to speaker required, simple wiring—similar to dimmer. Rating 800 watt. Full instructions, £7.60 inc. VAT, add 10p P. & P. Send 10p for complete illustrated catalogue and price list.

YOUNG ELECTRONICS Mail Order Dept.
54 Lawford Road, London NW5 2LN. Telephone 01-267 0201

W.H.M. 20W AUDIO POWER AMPLIFIER



involves radical departures in conception.

- ★ Class A performance with Class B economy.
- ★ T.H.D. < 0.05% at all frequencies and power levels.
- ★ No crossover distortion.
- ★ Unsurpassed stability into reactive loads. £7.28 + VAT. £15 per stereo pair inc. Full spec. on written request.

Sydney House, 35 Villiers Road, Watford

BAKER 12" MAJOR £11-55

30-14,500 cps. Double cone woofer and tweeter loudspeaker. Baker ceramic magnet assembly, flux density 145,000 gauss. BASS RESONANCE 40 cps 20 watt RMS.

MAJOR MODULE KIT £14-85

30-17,000 cps. woofer, tweeter, crossover and baffle as illustrated. Size 19in x 12 1/2in.

NOTE—When ordering state 3 or 8 or 15 ohms.

BAKER LOUSPEAKERS 100% BRITISH MADE

| | | |
|--------------------------|----------------------------|----------------------|
| Regent 12 in. 15W £10 45 | Supert 12 in. 20W £18-70 | New Group 50/12 |
| Major 12 in. 20W £11 55 | Group 25 12 in. 25W £10 45 | 12 in. 50W |
| Deluxe 12 in. 15W £13 20 | Group 35 12 in. 35W £11 55 | 30-18000 cps. £17-60 |

BAKER LOUSPEAKER CO., BENSAM MANOR PASSAGE
THORNTON HEATH, SURREY Tel. 01-684-1665
PRICES INCLUDE VAT. HI-FI ENCLOSURE PLANS 42p

F.M.Ø. VARICAP TUNER

| | |
|-----------------------------|-------------|
| LP1185/86 | £10.25/pair |
| MC1310P | £3.15 each |
| MFC4060 | 78p |
| P.C. BOARDS | £1.87 |
| READY BUILT BOARDS | £23.00 |
| COMPLETE TUNERS IN CABINETS | £33.00 |

NEW! LP1400 DECODER MODULES
—LIMITED STOCKS £4.96

Prices include V.A.T. P. & P. 25p.

B. & B. ELECTRONICS

64 MANNERS ROAD, BALDERTON, NEWARK, NOTTS.
Telephone: NEWARK 6895

YATES ELECTRONICS

(FLITWICK) LTD.

DEPT. PE, ELSTOW STORAGE DEPOT
KEMPSTON HARDWICK
BEDFORD

C.W.O. PLEASE. POST AND PACKING
PLEASE ADD 10p TO ORDERS UNDER £2.

Catalogue which contains data sheets for most of the components listed will be sent free on request. 10p stamp appreciated.

CALLERS WELCOME Mon.-Sat. 9 a.m.-5 p.m.
PLEASE ADD 10% VAT

RESISTORS

1/2W Iskra high stability carbon film—very low noise—capless construction
1/2W Mullard CR25 carbon film—very small body size 7.5 x 2.5mm.
1/2W 2% ELECTROSIL TR5

| Power watts | Tolerance | Range | Values available | Price |
|-------------|-----------|------------|------------------|-----------|
| 1/2W | 5% | 4.7Ω-2.2MΩ | E24 | 1-99 100+ |
| | 10% | 3.3MΩ-10MΩ | E12 | 1p 0-8p |
| | 2% | 10Ω-1MΩ | E24 | 3-5p 3p |
| | 10% | 1Ω-3.9Ω | E12 | 1p 0-8p |
| | 5% | 4.7Ω-1MΩ | E12 | 1p 0-8p |
| | 5% | 1Ω-10Ω | E12 | 6p 5-5p |

Quantity price applies for any selection. Ignore fractions on total order.

DEVELOPMENT PACK

0.5 watt 5% Iskra resistors 5 off each value 4.7Ω to 1MΩ.
E12 pack 325 resistors £2.40. E24 pack 650 resistors £4.70.

POTENTIOMETERS

Carbon track 5kΩ to 2MΩ, log or linear (log 1/2W, lin 1/2W).
Single, 12p. Dual gang (stereo), 40p. Single D.P. switch 24p.

SKELETON PRESET POTENTIOMETERS

Linear: 100, 250, 500Ω and decades to 5MΩ. Horizontal or vertical P.C. mounting (0.1 matrix).
Sub-miniature 0.1W, 5p each. Miniature 0.25W, 7p each.

TRANSISTORS

| | | | | |
|-----------|-----------|-------------|------------|------------|
| AC107 15p | AF126 20p | BF115 25p | OC42 12p | 2N3707 12p |
| AC126 12p | AF139 32p | BF173 20p | OC44 12p | 2N3708 10p |
| AC127 15p | AF178 32p | BF177 28p | OC45 12p | 2N3709 11p |
| AC128 15p | AF180 40p | BF178 32p | OC70 12p | 2N3710 11p |
| AC131 12p | BC101 40p | BF179 32p | OC71 12p | 2N3711 11p |
| AC132 12p | BC107 12p | BF180 32p | OC72 12p | 2N3819 32p |
| AC176 15p | BC108 12p | BF181 32p | OC81 12p | 2N4062 12p |
| AC187 22p | BC109 12p | BF194 14p | OC82D 12p | 2N4286 20p |
| AC188 22p | BC147 12p | BF195 14p | 2N2646 60p | 2N4289 20p |
| AD140 50p | BC148 12p | BF197 15p | 2N2904 20p | 40360 35p |
| AD149 45p | BC149 12p | BF200 32p | 2N2926 10p | 40361 35p |
| AD161 33p | BC157 40p | BFY50 20p | 2N3054 58p | 40362 40p |
| AD162 36p | BC158 14p | BFY51 20p | 2N3055 60p | 40408 40p |
| AF114 20p | BC159 14p | BFY52 20p | 2N3702 13p | ZTX108 15p |
| AF115 20p | BC187 22p | BU105 £2-25 | 2N3703 12p | ZTX300 15p |
| AF116 20p | BD131 75p | OC26 45p | 2N3704 13p | ZTX302 20p |
| AF117 20p | BD132 75p | OC28 50p | 2N3705 14p | ZTX500 15p |
| AF118 38p | BD133 75p | OC35 50p | 2N3706 11p | ZTX503 20p |

ZENER DIODES

400mW 5% 3.3V to 30V, 12p. | WIRE WOUND POTS, 3W, 10, 25, 50Ω and decades to 100kΩ, 45p.

DIODES

| DIODES | RECTIFIER | SIGNAL |
|--------------|-----------|-----------|
| BY127 1250V | 1A 12p | OA85 7p |
| IN4001 50V | 1A 7p | OA90 5p |
| IN4002 100V | 1A 7p | OA91 5p |
| IN4004 400V | 1A 8p | OA202 7p |
| IN4006 800V | 1A 8p | IN4148 5p |
| IN4007 1000V | 1A 10p | BA114 8p |

BRUSHED ALUMINIUM PANELS

12in x 6in = 25p; 12in x 2 1/2in = 10p; 9in x 2in = 7p

SLIDER POTENTIOMETERS

86mm x 9mm x 16mm, length of track 59mm.
DUAL GANG, 10K + 10K etc. log. or lin. 60p.
KNOB FOR ABOVE 12p.
FRONT PANEL 55p.
18 Gauge panel 12in x 4in with slots cut for use with slider pots. Grey or matt black finish complete with fixings for 4 pots.

THYRISTORS

| |
|-----------------------|
| 2N5060 50V 0-8A 65p. |
| 2N5064 200V 0-8A 80p. |
| 106F 50V 4A 55p. |
| 106D 400V 4A 80p. |

MULLARD POLYESTER CAPACITORS C296 SERIES

0.001μF, 0.0015μF, 0.002μF, 0.0022μF, 0.0033μF, 0.0047μF, 21p. 0.0068μF, 0.01μF, 0.015μF, 0.022μF, 0.033μF, 3p. 0.047μF, 0.068μF, 0.1μF, 4p. 0.15μF, 6p. 0.22μF, 7 1/2p. 0.33μF, 11p. 0.47μF, 13p.
160V, 0.01μF, 0.015μF, 0.022μF, 0.033μF, 0.047μF, 0.068μF, 3p. 0.1μF 3 1/2p. 0.15μF 4 1/2p. 0.22μF, 5p. 0.33μF, 6p. 0.47μF, 7 1/2p. 0.68μF, 11p. 1.0μF, 13p.

MULLARD POLYESTER CAPACITORS C280 SERIES

0.033μF, 0.047μF, 0.068μF, 0.1μF, 4p. 0.15μF, 0.22μF, 5p. 0.33μF, 6 1/2p. 0.47μF, 8 1/2p. 0.68μF, 11p. 1.0μF, 13p. 1.5μF, 20p. 2.2μF, 24p.

MYLAR FILM CAPACITORS 100V

0.001μF, 0.002μF, 0.005μF, 0.01μF, 0.02μF, 21p. 0.04μF, 0.05μF, 0.068μF, 0.1μF, 31p.

CERAMIC DISC CAPACITORS

100pF to 10,000pF, 2p each.

ELECTROLYTIC CAPACITORS—MULLARD O15/6/7

1/63, 1/5/63, 2/2/63, 3/3/63, 4/7/63, 6/8/40, 6/8/63, 10/25, 10/63, 15/16, 15/40, 15/63, 22/10, 22/25, 22/63, 33/6/3, 33/16, 33/40, 47/4, 47/10, 47/25, 47/40, 68/6/3, 68/16, 100/4, 100/10, 100/25, 150/6/3, 150/16, 220/4, 220/6/3, 220/16, 330/4, 6p. 47/63, 100/40, 150/25, 220/25, 330/10, 470/6/3, 7p. 68/63, 150/40, 220/40, 330/16, 1,000/4, 10p. 470/10, 680/6/3, 11p. 100/63, 150/63, 220/63, 1,000/10, 12p. 470/25, 680/16, 1,500/6/3, 13p. 470/40, 680/25, 1,000/16, 1,500/10, 2,200/6/3, 18p. 330/63, 680/40, 1,000/25, 1,500/16, 2,200/10, 3,300/6/3, 4,700/4, 21p.

SOLID TANTALUM BEAD CAPACITORS

| | | | |
|------------|-----------|-----------|-----|
| 0.1μF 35V | 2.2μF 35V | 22μF 16V | 12p |
| 0.22μF 35V | 4.7μF 35V | 33μF 10V | |
| 0.47μF 35V | 6.8μF 25V | 47μF 6.3V | |
| 1.0μF 35V | 10μF 25V | 100μF 3V | |

VEROBOARD

| | |
|-----------------------|------|
| 0-1 | 0-15 |
| 2 1/2 x 3 1/2 | 22p |
| 2 1/2 x 5 | 16p |
| 3 1/2 x 3 1/2 | 24p |
| 3 1/2 x 5 | 24p |
| 3 1/2 x 5 | 27p |
| 17 x 2 1/2 | 75p |
| 17 x 3 1/2 | 100p |
| 17 x 3 1/2 (plain) | 78p |
| 17 x 3 1/2 (plain) | — |
| 17 x 2 1/2 (plain) | — |
| 2 1/2 x 5 (plain) | — |
| 2 1/2 x 3 1/2 (plain) | — |
| Pin insertion tool | 32p |
| Spot face cutter | 42p |
| Pkt. 50 pins | 20p |

JACK PLUGS AND SOCKETS

| | | | |
|--------------------|-----|-----------------|-----|
| Standard screened | 28p | 2.5mm insulated | 12p |
| Standard insulated | 18p | 3.5mm insulated | 12p |
| Stereo screened | 40p | 3.5mm screened | 18p |
| Standard socket | 20p | 2.5mm socket | 10p |
| Stereo socket | 30p | 3.5mm socket | 11p |

D.I.N. PLUGS AND SOCKETS

2 pin, 3 pin, 5 pin 180°, 5 pin 240°, 6 pin, 7 pin
Plug 12p. Socket 8p.
4 way screened cable, 25p/metre.
6 way screened cable 30p/metre.

BATTERY ELIMINATOR

£1-50
9V mains power supply. Same size as PP9 battery.

LARGE (CAN) ELECTROLYTICS

| | | |
|----------------|-------------------|------------------|
| 1600μF 64V 74p | 2500μF 64V 80p | 4500μF 16V 50p |
| 2500μF 40V 74p | 2800μF 100V £3-20 | 4500μF 25V £1-68 |
| 2500μF 50V 58p | 3200μF 16V 50p | 5000μF 50V £1-10 |

HIGH VOLTAGE TUBULAR CAPACITORS—1,000 VOLT

| | | |
|-------------|-------------|------------|
| 0.01μF 10p | 0.047μF 13p | 0.22μF 20p |
| 0.022μF 12p | 0.1μF 13p | 0.47μF 22p |

POLYSTYRENE CAPACITORS 160V 2 1/2%

10pF to 1,000pF E12 Series Values 4p each.

SMOKE AND COMBUSTIBLE GAS DETECTOR—GDI

The GDI is the world's first semiconductor that can convert a concentration of gas or smoke into an electrical signal. The sensor decreases its electrical resistance when it absorbs deoxidizing or combustible gases such as hydrogen, carbon monoxide, methane, propane, alcohol, North Sea gas, as well as carbon-dust containing air or smoke. This decrease is usually large enough to be utilized without amplification. Full details and circuits are supplied with each detector.
Detector GDI £2. Kit of parts for detectors including GDI and P.C. board but excluding case. Mains operated detector £5-20. 12 or 24V battery operated audible alarm £7-30. As above for PP9 battery, £6-40.

PRINTED BOARD MARKER

97p
Draw the planned circuit onto a copper laminate board with the P.C. Pen, allow to dry, and immerse the board in the etchant. On removal the circuit remains in high relief.

FREE!

Over 150 ways to engineer a better future

HIGHER PAY **A BETTER JOB**

SECURITY

find out how in just 2 minutes

That's how long it will take you to fill in the coupon. Mail it to B.I.E.T. and we'll send you full details and a free book. B.I.E.T. has successfully trained *thousands* of men at home - equipped them for higher pay and better, more interesting jobs. We can do as much for YOU. A low-cost B.I.E.T. home study course gets results fast - makes learning easier and something to look forward to. There are no books to buy and you can pay-as-you-learn.

Why not do the thing that really interests you? Without losing a day's pay, you could quietly turn yourself into something of an expert. Complete the coupon (or write if you prefer not to cut the page). No obligation and nobody will call on you... but it could be the best thing you ever did.

Others have done it, so can you

"Yesterday I received a letter from the Institution informing that my application for Associate Membership had been approved. I can honestly say that this has been the best value for money I have ever obtained - a view echoed by two colleagues who recently commenced the course".—Student D.I.B., Yorks.

"Completing your course, meant going from a job I detested to a job that I love, with unlimited prospects".—Student J.A.O. Dublin.


"My training with B.I.E.T. quickly changed my earning capacity and, in the next few years, my earnings increased fourfold".—Student C.C.P., Bucks.

FIND OUT FOR YOURSELF

These letters - and there are many more on file at Aldermaston Court - speak of the rewards that come to the man who has given himself the specialised know-how employers seek. There's no surer way of getting ahead or of opening up new opportunities for yourself. It will cost you a stamp to find out how we can help you. Write to **B.I.E.T. Dept. BPE 1, Aldermaston Court, Reading RG7 4PF.**

Practical Radio & Electronics Certificate course includes a learn while you build **3 transistor radio kit.**

Everything you need to know about **Radio & Electronics** maintenance and repairs for a **spare time income** and a **career** for a better future.



CUT OUT THIS COUPON
Tick or state subject of interest. Post to address below.

| | | |
|----------------------------------------------------------------------------------------------------------------------------------------------------------------------------------------------------------------------------------------------------------|----------------------------------------------------------------------------------------------------------------------------------------------------------------------------------------------------------------------------------------|---------------------------------------------------------------------------------------------------------------------------------------------------------------------------------------------------------------------------------------------------------------------------------|
| <input type="checkbox"/> MECHANICAL Society of Engineers—A.M.S.E. (Mech.) Institute of Engineers & Technicians (A.M.I.E.) CITY & GUILDS Gen. Mech. Eng. Maintenance Eng. Welding Gen. Diesel Eng. Sheet Metal Work Engr. Inspection Eng. Metallurgy | <input type="checkbox"/> DRAUGHTSMANSHIP Institute of Engineers Designers (A.M.I.E.D.) General Draughtsmanship Elec. Draughtsmanship Architectural Draughtsmanship Technical Drawing | <input type="checkbox"/> A.B.T. Clerk of Works Construction Surveyors Institute—C.S.I. CITY & GUILDS General Building (all branches) Heating & Vent. Inst. Clerk of Works Site Surveying Health Engineering Road Construction Quantities. Estimates. Hydraulics Structural Eng. |
| <input type="checkbox"/> ELECTRICAL & ELECTRONIC Society of Engineers—A.M.S.E. (Elec.) CITY & GUILDS Gen. Electrical Engineering Electrical Installations Electrical Maths Computer Electronics Electronic Eng. Practical Radio & Electronics (with kit) | <input type="checkbox"/> RADIO & TELE-COMMUNICATIONS CITY & GUILDS Radio, TV Electronics CITY & GUILDS Telecoms. Gen. Radio & TV Eng. Radio Amateurs Exam Radio Servicing TV Servicing Colour TV | <input type="checkbox"/> GENERAL Agricultural Eng. Council of Eng. Institutions Farm Science Plastics |
| <input type="checkbox"/> MANAGEMENT & PRODUCTION Institute of Cost & Management Accnts. Computer Programming Works M'ment. Work Study Gen. Production Eng. Estimating & Planning Storekeeping Management Skills Quality Control | <input type="checkbox"/> AUTOMOBILE & AERONAUTICAL Institute of the Motor Industry A.M.I.I. MAA, IMI CITY & GUILDS Auto Eng. Gen. Auto Eng. Motor Mechanics Auto Diesel Eng. Garage M'ment. ARB Aero Engineering Certs. Gen. Aero Eng. | <input type="checkbox"/> Supplementary courses for Nat. Certificates. |
| | | G.C.E. — choose from 58 'O' & 'A' level subjects. |
| | | <i>Coaching for many exams, including C & G</i> |

POST TODAY FOR A BETTER TOMORROW

To B.I.E.T., Dept. **BPE 1**, Aldermaston Court, Reading RG7 4PF **QN BPE 1.**

NAME _____
Block Capitals Please
ADDRESS _____

OTHER SUBJECTS _____

AGE _____

Accredited by C.A.C.C.

Member of A.B.C.C.

BRITISH INSTITUTE OF ENGINEERING TECHNOLOGY

Henry's

**DON'T RELY ON YOUR MEMORY
BUY NOW AT BARGAIN PRICES**
Hi Fi and Transistors - Up to date
Brochures on request

**HENRY'S
CATALOGUE**
Due to rapid price changes
shortages of paper and raw
materials, all prices in the
existing catalogues no longer
apply. Call or phone for latest
prices. A new catalogue will
be available for Aug/Sept 1974

You pay less
VAT with Henry's
Low Prices



Now built and
used by thousands of
satisfied cus-
tomers.

FEATURES: slim
design, overall size in
cabinet 15 1/2in x 2 1/2in x 6 1/2in
6-IC's, 10 transistors, stabilisers,
Gardener's low field transformer, Fibre
Glass PC Panel, complete chassis work.
Now available built and tested as well
as in kit form.
**HIGH QUALITY & STABILITY ARE
PREDOMINATE FEATURES—DEVELOPED
TEXAS ENGINEERS FOR PERFORMANCE, BY
RELIABILITY AND EASE OF CONSTRUCTION,
FACILITIES.** On/off switch indicator, headphones
socket, separate treble, bass, volume and balance controls,
scratch and rumble filters, mono/stereo switch, input selector;
Mag. P.U., Radio Tuner, Aux. Can be altered for Mic, Tape, Tape-head, etc.
Constructional details Ref. No. 21, 30p.
Distributed by Henry's throughout UK.

BUILD THE TEXAN

**20 + 20 WATT IC STEREO
AMPLIFIER**

As featured by
Practical Wireless 1972




FREE Teak cabinet with complete kit.
KIT PRICE **£28.50** (+ VAT + 50p
carr/packing) or
built and tested **£35.00** (+ VAT + 50p
carr/packing) as illustrated

EARN YOURSELF EASY MONEY, WITH PORTABLE DISCO EQUIPMENT



DISCO MINI: A complete portable disco,
fitted mixer/preamp, 2 decks all facilities... **£98.50**
As above but with Slider Controls **£118.50**
100 watt amplifier for above **£49.50**
SDL1500: 100 watt mixer/amplifier with
slider controls **£69.00**
RS0: 50 watt mixer/amplifier **£49.50**
R100 100 watt mixer/amplifier **£57.50**
DISCO AMP: 100 watt mixer/amplifier
Northcourt **£73.00**
400 40 watt mixer amp **£37.50**
800 80 watt mixer rmp **£45.00**
DISCO MIXER/PREAMPLIFIERS (O/P
for up to 6-100 watt amplifiers):
SDLI (rotary controls): **£49.50**
SDLII (slider controls): **£58.50**
DISCO VOX (slider controls): The complete
disco preamp... **£72.00**
DJ100: 100 watt power amplifier for above
£49.50
DJ30L Mk II 3 channel 3kW sound to light
£41.25
DJ30L Mk III. Slider Controls **£45.50**
DJ DISCLITE. As 30L/II + Variable speed
flashers **£54.00**
DIMAMATIC. 1kW adjustable speed auto
dimmer **£25.00**
Carlsbro Reverberation Unit **£44.00**
DISCO anti-feedback microphone **£11.95**
Colt 150 watt liquid wheel projector **£23.50**
150 watt QI liquid wheel projector **£50.00**
150 watt QI cassette wheel projector **£50.00**
Spare Effects and Liquid cassettes, large
range of patterns **£6.00**
6in liquid wheels **£5.00** Various Cassettes **£6.00**
Mini spot bank fitted 3 lamps **£17.95**
Auto Trilite (mini with flashers) **£22.50**
Bubblemaker with 1 gal. liquid
MIXERS/MICS/SPEAKERS/LIGHTING
U.K.'s largest range of Disco lighting
FREE STOCK LIST Ref. No. 18 ON REQUEST
**AKG/RESLO/DJ/CARLSBRO/EAGLE
CHASSIS AND COMPLETE SPEAKER
SYSTEMS, MEGAPHONES, TURNTABLES,
PUBLIC ADDRESS COMPONENTS, MICS.,
STANDS, MIXERS, CABINETS**



All prices carr. paid (UK) (VAT EXTRA).
Barclaycard/Access call, write or phone your order
01-723 6963—easy terms for callers.

EXCLUSIVE DECCA KELLY SPEAKERS



12 watt speaker Tweeter
systems. Bin Bass/Midbore
and Melinex Domed HF radiator plus
crossover **£12.50** per pair of systems
(carr/packg. 40p) or built into vene-
ered cabinets, size 18 x 12 x 6 1/2in.
£19.50 pair (carr. £1).

HI-FI TAPE EQUIPMENT



U.K.'s largest range
with discounts and
demonstrations for
callers. Latest stock lists on request
(Ref. No. 17).
Phone 01-402 4736 for Barclay/Access
Card, Direct orders and latest prices.

TRANSISTORS/ SEMICONDUCTORS

U.K.'s largest range for every applica-
tion. Small quantity discounts.
Also Trade, Export and Industrial
enquiries invited. Latest stock list
(Ref. No. 36). Including valves on
request.

ELECTRONICS SUPPLIES

Specialists in electronics for more
than 30 years. Trade and industry
supplies—every type of component
and equipment.

SINCLAIR PROJECT 80

Stereo Preamplifier **£11.95**
Audio Filter Unit **£6.95**
Z40 15 watt Amplifier **£5.45**
Z60 25 watt Amplifier **£6.95**
PZ5 Mod. for 1 or 2 Z40 **£4.98**
PZ6 Mod. (S Tab) 1 or 2
Z40 **£7.98**
PZ8 Mod. (S Tab) 1 or 2
Z60 **£7.98**
TRANSFORMER FOR
PZ8 **£3.95**
NEW FM TUNER **£11.95**
STEREO DECODER **£7.45**
All items post paid.

BUILD THE NEW HENELEC STEREO FM TUNER

A completely new high stability stereo FM tuner.
Features variable capacity diode tuning, stabiliser power supply, IC
Decoder, high gain low noise, IF stages, LED
indicators, Tuning meter, AFC,
Easy to construct and use.
Mains operated. Slim
modern design with fibre
glass PC teak cabinet,
etc. Available as a kit to
build or ready built.
Overall size: 8in x 2 1/2in
x 6 1/2in. Produced to give
high performance with a
realistic price. (Parts list
and constructional details
Ref. No. 5, 30p.) Henry's
are sole distributors UK and Europe.



Kit Price **£21.00** (+ VAT)
or built and tested **£24.95** (+ VAT)

LIVING SOUND LOW NOISE TOP QUALITY CASSETTES MADE BY EMI TAPES LTD. TO INTERNATIONAL STANDARDS ESPECIALLY FOR HENRY'S. ALL POST PAID LESS THAN 3 REC. PRICES. COMPLETE WITH LIBRARY CASES.

| | 3 for | 6 for | 10 for | 25 for |
|------|-------|-------|--------|--------|
| C60 | £1.10 | £1.98 | £3.00 | £7.40 |
| C90 | £1.46 | £2.80 | £4.60 | £11.25 |
| C120 | £1.80 | £3.45 | £5.50 | £13.45 |



Quantity and trade enquiries invited.
LEARN A LANGUAGE—complete with phrase book. German,
French, Spanish, Italian. **£1.36** per course. **£5** for any 4.

LOW COST HI-FI SPEAKERS SPECIAL OFFERS

EMI 13in x Bin—full range speakers (post 20p each or 30p pair);
*150TC—8 ohms Twin Cone 10 watt, **£2.20** each or **£4** pair; *450 10
watt c/o Twin Tweeters 3, 8 or 15 ohms, **£3.85** each; EW 15 watt 8
ohms c/o Tweeter, **£5.25** each; 350 20 watt c/o Tweeters 8 or 15
ohms, **£7.80** each.
* Polished wood cabinet **£4.80**, post 35p.

8 ohms full range (post 20p)
FR4 4in 5 watt, **£4.75**; FR65 6 1/2in 10 watt, **£6.30**;
FR8 8in 15 watt, **£8.50**; FR23 9 x 6in 15 watt,
£8.40.

BASS AND MID RANGE—8 ohms (post 20p)
AA12 5in 15 watt, **£3.75**; B110 5 1/2in 15 watt,
£7.20; B200 8in 15 watt, **£8.50**; B139/2 13in x Bin
30 watt LF, **£13.75**.

TWEETERS AND CROSSOVERS (post 20p)
K2006 10 watt 8 or 15 ohms, **£2.10**; FHT6 15 watt 8 ohms, **£3.35**; K2011
30 watt 8 ohms, **£4.80**; T27 KEF, **£5.50**; Axent 100 30 watt 8 ohms
£5.50; K4009 1kHz/5kHz c/o, **£2.70**; SN75 3kHz var. c/o, **£3.10**.

SPEAKER KITS (carr. etc. 35p)
20-2 Bin 30 watt, **£24.50** pair; 20-3 Bin 40 watt, **£35.95** pair; LINTON 2
20 watt, **£18.30** pair; GLENDALE 3 30 watt, **£32.95** pair; DOVEDALE 3
50 watt, **£51.50** pair; KEF KK2, **£55.00** pair; KEF KK3, **£78.00** pair.

BUILD YOURSELF A POCKET CALCULATOR

A complete kit, packaged in a polystyrene con-
tainer and taking about 3 hours to assemble—
that's the Sinclair Cambridge pocket calculator
from Henry's. Some of the many features include
interface chip, thick-film resistor pack, printed
circuit board, electronic components pack.
Size: 4 1/2in long x 2 1/2in wide x 1 1/2in deep.
Free of charge with the kit for the more advanced
technologist is a 32-page booklet explaining how
to calculate Logs, Tangents, Sines, etc.



Price **£24.95** (+ VAT)
Also assembled **£27.20** (+ VAT)
ready to use

10% VAT TO BE ADDED TO ALL ORDERS. EXPORT SUPPLIED. Prices and descriptions correct at time of proof. Subject to change without notice
E & O E. See page 387 of this magazine.
Like a permanent job at Henry's? Experienced and trainee salesmen required. Tel. 01-402 8791.

Henry's RADIO LIMITED
EDGWARE ROAD, LONDON W2

404-406 Electronic Components and Equipment 01 402 8381
309 PA Disco Lighting High Power Sound 01-723 6963
303 Bargains Store. Callers only.
Home and Car Entertainment Centres London and branches now open
120 Shaftesbury Avenue London W1 01 437 9692
104 Burnt Oak Broadway Burnt Oak Edgware 01-952 7402
0190-194 Station Road, Harrow Middlesex 01 663 7788 9
354-356 Edgware Road London W2 01-402 5854 4736

All mail to
303 Edgware Road,
London W2 1BW
All stores open 9 am to
6 pm six days a week
Hi-Fi Tape Equipment
Discount Stock List
Free at all stores