

Australia \$1.25 New Zealand \$1.30 Malaysia \$4.95 IR £1.08 (inc. VAT)

PRactical ELECTRONICS

DECEMBER 1981

75p

PE CAR COMPUTER




Time	Fuel	Distance	Speed	Fuel Use	Average Low
1 ●	2 ●	3 ●	4 ●	5 ●	6 ●
Reset	Hold	Run	Remaining	Enter	End
7 ●	8 ●	9 ●	0 ●	●	●
Start	Stop	F.Cal	D.Cal		

PE CAR COMPUTER

Also...

SPACE EVADERS • COMPLETE INDEX • VOL.17



CHOOSE ATOM POWER

At work or play - everything you need in a personal computer

The Atom is a machine to be used. Every day, day after day. It's a full function machine - check the specification against others. It's rugged, easy to operate built to last and features a full-size typewriter keyboard.

Just look at some of the features!

- More hardware support than any other microcomputer
- Superfast BASIC - can be updated to BBC BASIC if required
- High resolution and comprehensive graphics ideal for games programmers and players*
- Integral printer connection*
- Software available for games, education, maths, graphs, business, word processing, etc.
- Other languages: Pascal, FORTH, LISP
- I/O port for control of external devices
- Built-in loudspeaker
- Cassette interface
- Full service/repair facility
- Users club

* Expanded version only

Optional Extras

- Network facility with Econet
- Disk
- PAL UHF colour encoder
- Add-on cards include 32K memory, analogue to digital, viewdata VDU, disk controller, daisywheel printer, plus many, many more!
- Power supply

FREE MANUAL

The Atom's highly acclaimed manual comes free with every Atom and leaves nothing out. In just a while you'll be completely at ease with your new machine! Within hours you'll be writing your own programs.



YOU AND YOUR CHILDREN

More and more schools are buying Atoms. More and more children will learn on an Atom. You can give them that extra familiarity with an Atom in the home.



4a Market Hill,
CAMBRIDGE CB2 3NJ

When you order your Atom we will include full details of all software packs and the optional hardware.

To: Acorn Computer Limited, 4A Market Hill, Cambridge CB2 3NJ.

I enclose a cheque/postal order for £.

Please debit my Access/

Barclaycard No.

Signature

Name (please print)

Address

Telephone Number

Registered No. 1403810 VAT No. 215 400 220

Quantity	Item	Item price inc. VAT + P&P	Totals
	Atom Kit 8K ROM + 2K RAM	@ £140 00	
	Atom Assembled 8K ROM + 2K RAM	@ £174 50	
	Atom Assembled 12K ROM + 12K RAM	@ £289 50	
	Power Supply	@ £ 10 20	
	TOTAL		

Computer stores are stocking Atoms - there's a list below, but if you have any problems getting hold of one just fill in the coupon and we'll rush one to you within 28 days. If the machine isn't all you expected, or all we've told you, just return it within 14 days for a full refund.

MOM, Aberdeen 22863. Broadway Elect, Bedford 213639. Owl Computers, Bishops Stortford, 52682. Eltec Services, Bradford 491371. Gamer, Brighton 698424. Electronic Information Systems, Bristol 774564. Cambridge Comp Store, Cambridge 65334. Cardiff Micros, Cardiff 373072. Bellard Elect, Chester 380123. Emprise, Colchester 865926. Silicon Centre, Edinburgh 332 5277. Esco Computing, Glasgow 204 1811. Control Universal, Harlow 31604. Unitronelect, Haslington. Castle Elect, Hastings 437875. Currys Micro Systems, High Wycombe. Customised Electronics, Leeds 792332. D.A. Computers Leicester 708402. Microdigital, Liverpool 236 0707. Barrie Elect, London 488 3316. Eurocalc London 729 4555. Microage London 959 7119. Sinclair Equip. Int (Export) London 235 9649. Off Records, SW12, 674 1205. Technomatic, NW10 452 1500. NSC Comp Shops, Manchester 832 2269. Customised Electronics, Middlesborough 247727. Compshop, New Barnet 441 2922. H.C.C.S., Newcastle. 821924. Newcastle Comp Services, Newcastle 615325. Anglia Comp Centre, Norwich 29652. Leasalink Viewdata, Nottingham 396976. R.D.S. Electrical Portsmouth 812478. Computers for All, Romford 751906. Intelligent Artefacts, Royston, Arrington 689. Computer Facilities Scunthorpe. Datron Micro Centre Sheffield 585490. Superior Systems, Sheffield 77824. Q-TEC Systems, Stevenage 65385. 3D Computers, Surbiton (01) 337 4317. Abacus Micro Comp, Tonbridge, Paddock Wood 3861. Northern Comp, Warrington 601683. Compass Design Wigan Standish 426252.

CONSTRUCTIONAL PROJECTS

SPACE EVADERS by Tom Gaskell B.A.	22
Galactic battle between aliens and humans	
PE CAR COMPUTER Part 1 by P. MacFarlane	30
Modes of operation, boards and construction	
PE ROBOTS Part 2 by Richard Becker and Tim Orr	42
The interface board	
PE BANDBOX Part 2 by Alan Boothman B.Sc	52
Principles and construction of the peripheral system	
PE RANGER Part 4 by Michael Tooley B.A. and David Whitfield M.A., M.Sc	60
Alignment and fault finding	

GENERAL FEATURES

DIGITAL DESIGN TECHNIQUES Part 5 by Tom Gaskell B.A.	38
Advanced sequential circuits	
SEMICONDUCTOR UPDATE by R. W. Coles	48
LM1894 ICL 7663 Z800	
MICROPROMPT	66
Hardware and software exchange point for PE computer projects	

NEWS AND COMMENT

EDITORIAL	17
NEWS & MARKET PLACE	18
Including Countdown and Points Arising	
INDUSTRY NOTEBOOK by Nexus	21
What's going on behind the scenes	
SPECIAL OFFER—HI-FI	29
A passport to listening pleasure	
SPACEWATCH by Frank W. Hyde	51
News of the second shuttle mission	
SPECIAL OFFER—DIGITAL MULTIMETER	59
A six function meter kit with l.c.d. for under £20!	
INDEX FOR VOLUME 17	68

OUR JANUARY ISSUE WILL BE ON SALE FRIDAY, 11 DECEMBER 1981
(for details of contents see page 37)

© IPC Magazines Limited 1981. Copyright in all drawings, photographs and articles published in PRACTICAL ELECTRONICS is fully protected, and reproduction or imitations in whole or part are expressly forbidden. All reasonable precautions are taken by PRACTICAL ELECTRONICS to ensure that the advice and data given to readers are reliable. We cannot, however, guarantee it, and we cannot accept legal responsibility for it. Prices quoted are those current as we go to press.

HOW TO SUCCEED IN THE ELECTRONICS BUSINESS:

Available at your
newsagent or
direct for
**60p p&p
inc**

INVEST 60p AND MAKE £2.40 net profit

Buy Ambit's new concise component catalogue and get £1 vouchers. Use them for a £1 discount per £10 spent. But even without this, you will still find WR&E offers the low prices, fast service and technical support facility second to none. Here are some examples from the current issue:



I.C. SOCKETS

A range of high quality, low cost, low profile DIL sockets ideally suited for both the OEM and hobbyist. All types feature double sided phosphor bronze contacts, tin-plated for low contact resistance.

8 x 0.3" 12p	22 x 0.3" 20p
14 x 0.3" 13p	22 x 0.4" 20p
16 x 0.3" 13p	24 x 0.6" 22p
18 x 0.3" 18p	28 x 0.6" 25p
20 x 0.3" 19p	40 x 0.6" 35p
20 x 0.4" 19p	42 x 0.6" 38p

DISCRETES

BC237	8p	BC556	12p	2SK168	35p
BC238	8p	BC550	12p	J310	69p
ZTX238	9p	BC639	22p	J176	65p
BC239	8p	BC640	23p	40823	65p
BC307	8p	2SC1775A	22p	3K45	54p
BC308	8p	2SA872A	18p	3K51	49p
BC309	8p	2SD666A	30p	3K60	58p
BC413	10p	2SB646A	30p	3K88	99p
BC414	11p	2SB668A	30p	MEM680	75p
BC415	10p	2SB648A	40p	BF960	99p
BC416	11p	BF256	38p	BF961	70p
BC546	12p	2SK55	28p	BF963	99p

VOLTAGE REGULATORS

78XX1A TO-220 pos	0.58
79XX1A TO-220 neg	0.60
78G 1A TO-220 adj pos	1.10
78G 1A TO-3 adj pos	3.95
78H5A TO-3 5v pos	4.25
78H5A TO-3 12v pos	5.45
78HG5A TO-3 adj pos	7.45
79HG5A TO-3 adj neg	7.45
LM317.5A adj pos	1.30
LM337.5A adj neg	1.75
78S401.5A adj pos sw reg	1.20

XTALS

1MHz	3.00
3.2768MHz	2.00
4MHz	1.70
4.194MHz	1.70
4.43MHz	1.25
5MHz	2.00
6.5536MHz	2.00
7MHz	2.00
8MHz	2.00
9MHz	2.00
10MHz	2.00
11MHz	2.00

Prices shown exclude VAT. Postage 50p per order (UK). ACCESS/ BARCLAYCARD may be used with written or telephone orders - official MA details on application, and a special prize for those who read our ads carefully - a free 4 or 8MHz crystal filter with every CPU IC you buy - just clip out the paragraph and attach it to your order. E&OE.

CMOS

4000	0.13	4077	0.18	4705	4.24	7447N	0.62	74153N	0.55	74366N	0.85	74LS109N	0.25	74LS248N	1.35
4001	0.13	4078	0.18	4706	4.50	7448N	0.56	74154N	0.55	74367N	0.85	74LS112N	0.25	74LS249N	1.35
4002	0.13	4081	0.18	4720	4.00	7450	0.14	74155N	0.55	74368N	0.85	74LS113N	0.25	74LS251N	0.46
4007	0.15	4082	0.18	4723	0.95	7451N	0.14	74156N	0.55	74369N	1.85	74LS123N	0.25	74LS253N	0.46
4008	0.70	4093	0.41	4724	0.95	7453N	0.14	74157N	0.55	74393N	1.85	74LS122N	0.40	74LS257N	0.55
4008AE	0.80	4099	0.93	4725	2.24	7454N	0.14	74159N	1.90	74490N	1.85	74LS123N	0.55	74LS258N	0.39
4009	0.30	4175	0.90	40014	0.54	7460N	0.14	74160N	0.55			74LS124N	1.80	74LS259N	0.39
4010	0.30	4502	0.79	40085	0.59	7470N	0.28	74161N	0.55			74LS125N	0.29	74LS266N	0.70
4011AE	0.24	4503	0.48	40098	0.54	7472N	0.27	74162N	0.55			74LS126N	0.29	74LS266N	0.24
4011	0.15	4506	0.63	40106	0.69	7473N	0.28	74163N	0.55			74LS132N	0.45	74LS279N	0.90
4013	0.32	4507	0.38	40160	0.68	7474N	0.28	74164N	0.55			74LS133N	0.30	74LS275N	3.20
4015	0.64	4508	1.95	40161	0.69	7475N	0.35	74165N	0.55			74LS136N	0.25	74LS279N	0.35
4016	0.30	4510	0.66	40162	0.69	7476N	0.30	74166N	0.70			74LS138N	0.34	74LS280N	2.05
4017	0.45	4511	0.66	40163	0.69	7480N	0.26	74167N	1.25			74LS139N	0.36	74LS283N	0.44
4019	0.38	4512	0.70	40174	0.69	7481N	0.20	74170N	1.25			74LS145N	1.20	74LS290N	0.58
4020	0.58	4514	1.45	40175	0.69	7482N	0.75	74173N	1.10			74LS151N	0.35	74LS293N	1.30
4021	0.68	4515	1.45	40192	0.75	7485N	0.75	74174N	0.75			74LS153N	0.35	74LS295N	1.50
4022	0.64	4516	0.75	40193	0.75	7486N	0.24	74175N	0.75			74LS154N	0.99	74LS298N	1.50
4023	0.15	4518	0.40	40194	0.69	7489N	1.05	74176N	0.75			74LS155N	0.38	74LS365N	0.35
4024	0.45	4520	0.75	40195	0.69	7490N	0.30	74177N	0.75			74LS156N	0.38	74LS366N	0.35
4025	1.05	4521	1.60			7491N	0.55	74178N	0.90			74LS157N	0.33	74LS367N	0.35
4026	1.05	4522	0.89			7492N	0.35	74179N	1.35			74LS158N	0.33	74LS368N	0.35
4027	0.50	4527	0.89			7493N	0.35	74180N	0.75			74LS160N	0.40	74LS373N	0.78
4028	0.50	4528	0.78			7494N	0.70	74181N	1.22			74LS162N	0.40	74LS374N	0.78
4029	0.75	4529	0.89			7495N	0.60	74182N	0.70			74LS163N	0.40	74LS375N	1.15
4030	0.35	4531	0.85			7496N	0.45	74184N	1.20			74LS163N	0.40	74LS377N	1.99
4035	0.75	4532	1.20			7497N	1.40	74185N	1.20			74LS164N	0.46	74LS378N	1.40
4040	0.68	4534	5.30			74100	1.10	74188N	3.00			74LS165N	1.20	74LS379N	2.15
4042	0.58	4536	3.00			74104	0.62	74190N	0.55			74LS166N	0.80	74LS384N	2.50
4043	0.65	4538	0.97			74105	0.62	74191N	0.55			74LS168N	0.85	74LS385N	4.20
4043AE	0.93	4539	0.89			74107	0.26	74192N	0.55			74LS169N	0.85	74LS386N	0.29
4044	0.64	4543	1.05			74109N	0.35	74193N	0.55			74LS170N	1.40	74LS390N	0.68
4046	0.69	4549	3.50			74110N	0.54	74194N	0.55			74LS173N	0.70	74LS393N	0.61
4047	0.69	4553	3.20			74111N	0.68	74195N	0.55			74LS174N	0.55	74LS395N	2.10
4049	0.30	4554	1.30			74112N	1.70	74196N	0.55			74LS175N	0.55	74LS396N	1.99
4050	0.30	4555	0.48			74116N	1.98	74197N	0.55			74LS181N	1.20	74LS396N	2.75
4051	0.65	4556	0.53			74118N	0.85	74198N	0.85			74LS183N	1.75	74LS399N	2.30
4052	0.65	4557	2.30			74119N	1.20	74199N	1.00			74LS189N	1.28	74LS445N	1.40
4053	0.65	4558	0.89			74120N	0.95	74221N	1.00			74LS190N	0.78	74LS447N	1.95
4054	1.30	4559	3.80			74121N	0.34	74226N	1.50			74LS191N	0.56	74LS449N	1.10
4055	1.30	4560	1.75			74122N	0.34	74247N	1.51			74LS192N	0.56	74LS668N	1.05
4056	1.30	4561	2.18			74123N	0.22	74248N	1.89			74LS193N	0.55	74LS668N	1.05
4059	5.75	4562	0.89			74125N	0.40	74249N	0.11			74LS194N	0.39	74LS669N	1.70
4060	0.88	4563	3.80			74126N	0.40	74251N	1.05			74LS195N	0.28		
4063	1.15	4568	1.45			74128N	0.65	74265N	0.66			74LS196N	0.19		
4066	0.34	4569	1.50			74132N	0.50	74273N	2.67			74LS197N	0.24		
4067	0.40	4572	1.95			74136N	0.65	74278N	2.49			74LS198N	0.50		
4068	0.18	4580	3.25			74141N	0.45	74279N	0.89			74LS198N	0.70		
4068AE	0.18	4581	1.50			74142N	1.85	74283N	1.30			74LS199N	0.32		
4070	0.18	4582	1.65			74143N	2.50	74284N	3.50			74LS200N	0.18		
4071	0.18	4583	0.80			74144N	2.50	74285N	3.50			74LS200N	0.34		
4072	0.18	4584	0.45			74145N	0.75	74290N	1.00			74LS202N	3.45		
4073	0.18	4585	0.45			74147N	1.50	74293N	1.05			74LS211/2	1.49		
4075	0.18	4702	4.50			74148N	1.09	74297N	2.36			74LS221N	0.60		
4076	0.18	4703	4.48			74150N	0.79	74298N	1.85			74LS240N	0.99		
4075	0.60	4704	4.24			74151N	0.55	74365N	0.85			74LS242N	0.99		

TTL

7400N	0.10	7401N	0.10	7402N	0.10	7403N	0.21	7404N	0.12	7405N	0.12	7406N	0.22	7407N	0.22	7408N	0.15	7409N	0.15	7410N	0.12	7411N	0.18	7412N	0.19	7413N	0.27	7414N	0.51	7416N	0.27	7417N	0.27	7418N	0.27	7419N	0.13	7420N	0.13	7421N	0.28	7423N	0.22	7425N	0.22	7426N	0.22	7427N	0.22	7428N	0.22	7429N	0.22	7430N	0.22	7431N	0.23	7432N	0.23	7433N	0.23	7434N	0.23	7435N	0.23	7436N	0.23	7437N	0.22	7438N	0.24	7440N	0.14	7441N	0.54	7442N	0.42	7443N	0.62	7444N	0.62	7445N	0.62	7446N	0.62
-------	------	-------	------	-------	------	-------	------	-------	------	-------	------	-------	------	-------	------	-------	------	-------	------	-------	------	-------	------	-------	------	-------	------	-------	------	-------	------	-------	------	-------	------	-------	------	-------	------	-------	------	-------	------	-------	------	-------	------	-------	------	-------	------	-------	------	-------	------	-------	------	-------	------	-------	------	-------	------	-------	------	-------	------	-------	------	-------	------	-------	------	-------	------	-------	------	-------	------	-------	------	-------	------	-------	------

74LSN

74LS00N	0.11	74LS01N	0.11	74LS02N	0.12	74LS03N	0.12	74LS04N	0.14	74LS05N	0.14	74LS08N	0.14	74LS09N	0.14	74LS10N	0.13	74LS11N	0.14	74LS12N	0.15	74LS13N	0.28	74LS14N	0.46	74LS15N	0.14	74LS20N	0.13	74LS21N	0.15	74LS22N	0.15	74LS26N	0.18	74LS27N	0.14	74LS28N	0.19	74LS30N	0.13	74LS32N	0.14	74LS33N	0.16	74LS37N	0.15	74LS38N	0.16	74LS40N	0.13	74LS42N	0.33	74LS47N	0.39	74LS48N	0.65	74LS49N	0.59	74LS51N	0.14	74LS54N	0.15	74LS55N	0.15	74LS73N	0.21	74LS74N	0.18	74LS75N	0.28	74LS76N	0.19	74LS78N	0.24	74LS83N	0.50	74LS85N	0.70	74LS86N	0.18	74LS90N	0.3
---------	------	---------	------	---------	------	---------	------	---------	------	---------	------	---------	------	---------	------	---------	------	---------	------	---------	------	---------	------	---------	------	---------	------	---------	------	---------	------	---------	------	---------	------	---------	------	---------	------	---------	------	---------	------	---------	------	---------	------	---------	------	---------	------	---------	------	---------	------	---------	------	---------	------	---------	------	---------	------	---------	------	---------	------	---------	------	---------	------	---------	------	---------	------	---------	------	---------	------	---------	------	---------	-----

LONDON'S
TEST EQUIPMENT
CENTRES

AUDIO ELECTRONICS

Retail • Mail Order • Industrial • Educational • Export


OPEN SIX DAYS A WEEK • CALL IN AND SEE FOR YOURSELF

ALL MODELS
ON DISPLAY
ALL PRICES INCLUDE VAT

CROTECH OSCILLOSCOPES

Range of Portable Scopes mains and battery operated.
Plus special features (UK c/p £3.00)


- 3030 Single trace 15 MHZ. 5 mV. 0.5 micro secs. Plus built in component tester. 95mm tube **£166.75**
3131 Dual trace 15 MHZ. Trig to 35 MHZ. 5mV. 0.5 micro sec. 130mm tube. plus component tester. **£264.50**
3034 Battery-mains dual trace 15 MHZ. Trig to 20 MHZ. built in Nicads. 5mV. 0.5 micro secs. (Eliminator charger optional £28.75) **£356.50**
- Also Available 3033. single trace 3034 3035. 130mm 3030 3337. dual 30 MHZ. 130mm **£293.25**
£189.75
£408.25



(Optional Probes all models - see below).

RF AND AUDIO SIGNAL GENERATORS Mains operated

- (UK c/p £1.00)
Audio 20 HZ-200 KHZ 4 band. Sine/Square o/p. **£63.00**
TE220 Distortion max 1% **£73.70**
LAG26 Distortion 0.5-1% leader **£78.20**
AG202A Distortion 0.5-1% Trio **£126.50**
AG203 10 HZ-1 MHZ 5 band max distortion 0.1% Trio
RF All feature Int/Ext. MOD. Variable output
TE200 100 KHZ-100 MHZ 6 band (300 MHZ harmonics) **£52.00**
LSG16 100 KHZ-100 MHZ 6 band (300 MHZ harmonics) Leader **£63.25**
SG402 100 KHZ-30 MHZ 6 band professional trio **£68.00**



THANDAR - SINCLAIR

Reliable low cost portable instruments. bench models all 25.5 x 15 x 5cm. Generators mains operated rest battery (supplied). UK c/p Hand models 65p. bench £1.15

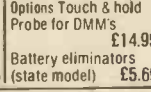
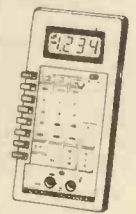
- DIGITAL MULTIMETERS (3 1/2 digit LCD)
TM354 Hand held. DC 2A. 2m ohm. 1mV - 1000V DC. 500v AC. **£45.94**
TM352 Hand held. DC 10A. Hfe test. Continuity test **£57.44**
TM353 Bench. 2A AC/DC. 1000V AC/DC. 20M ohm. Typical 0.25%. NEW LOW PRICE **£86.25**
TM351 Bench. 10A AC/DC. 1000V AC/DC. 20M ohm Typical 0.1% **£113.85**
- FREQUENCY COUNTERS (8 Digit)
PFM200A Hand held LED. 200 MHz. 10mV (600 MHz with TP600) **£67.50**
TF040 Bench LCD. 40 MHZ. 40mV (400 MHZ with TP600) **£126.50**
TF200 Bench LCD. 200 MHZ. 10-30mV (600 MHz with TP600) **£166.75**
£43.13
- TP600 600 MHZ - 10 Prescaler 10 mV
GENERATORS (All bench models) mains operated
TG100 Function. 1 HZ-100 KHZ. Sine/SQ/Triangle/TTL **£90.85**
TG120 Function. 0.2 HZ-2 MHZ. Sine/SQ/Triangle/TTL **£166.75**
TG105 Pulse. 5 MHZ-5HZ (200ns-200ms) various outputs **£97.75**
- OSCILLOSCOPE (Bench model low power portable)
10 MHZ 2" trace. 10mV. 0.1 micro sec. All facilities. Model SC110 **£159.85**
(Rechargeable battery pack £8.63. AC adaptor/charger **£5.69**)
- OPTIONAL ITEMS
Carry case (bench only) **£6.84** AC Adaptors (state model) **£5.69**



SABTRONICS EQUIPMENT

New reliable range of DMM's and frequency computers with those extra facilities and competitive prices. All battery operated (supplied). Except 5020A mains. Optional mains eliminators available. 8 DIGIT COUNTERS 0.1 HZ to 10 HZ Res. 10mV sensitivity to 100 MHZ (UK c/p £1.00)

- 8110A 20 HZ-100 MHZ in 2 ranges **£95.45**
8610A 20 HZ-600 MHZ in 3 ranges **£113.85**
9 DIGIT COUNTERS 30mV sensitivity to 1GHZ. Resolution 0.1 HZ-10 HZ
8610B 10 HZ-600 MHZ in 3 ranges. **£125.35**
8000B 10 HZ-1GHZ in 3 ranges **£184.00**
FUNCTION GENERATOR (UK c/p £1.00) with mains adaptor
5020A 1 HZ-200 KHZ Sine/Square/Triangle/TTC Freq. sweep. Low distortion **£98.90**
DIGITAL MULTIMETERS Two LCD hand held - one with temperature range. Also LCD and LED Bench models.
2035A 3 1/2 digit LCD hand. 2A AC/DC 20Meg ohm ETC **£95.45**
2037A As 2035A with -50°C to +150°C Temp. range 0.1° resolution **£109.25**
2010A 3 1/2 Digit LED. Auto decimal & minus. 10A AC/DC. 20Meg ohm etc. **£95.45**
2015A LCD version of above. **£109.25** (c/p 2035/37A 65p. All others **£1.00**)



- Options Touch & hold Probe for DMM's **£14.95**
Battery eliminators (state model) **£5.69**
- POWER SUPPLIES 13.8 volt. Output regulated mains operated (c/p £1.00)
- 3 to 5 amp **£15.50**
5 to 8 amp **£17.95**

ALSO STOCKED

Further range of low cost equipment Plus tools, accessories etc. Also special offers which vary from time to time for callers.



AMATEUR/CB

- KOM6 1.5 to 250 MHZ Dip meter 6 ranges **£38.50**
SWR9 3-150 MHZ SWR + F/S **£9.50**
SWR50 Twin meter SWR + Power 1KW max. **£13.95**
310 Single meter SWR + Power 10W **£8.95**
110 SWR/Power/FS-10/100W **£11.95**
171 As '110' Twin meter **£14.50**
175 SWR/FS/AE Match (40 MHZ) **£13.80**
176 As '175' + 0/5/50 Watt power **£16.95**
178 As '175' + 0/10/100W + MOD Scale **£19.50**
HM20 SWR meter Plus 20K/Volt 19 range Multimeter **£28.95**
(Note: SWR-Power ETC to 144/150 MHZ)
Just a selection of a huge range in stock - send for latest lists including professional ranges.

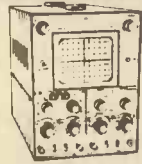
VARIABLE REGULATED POWER SUPPLIES

- Mains operated regulated single metre (UK c/p £1.50)
241 0/12-0/24V 1 amp **£35.00**
154 5-15 volt 3 amp **£44.00**
423 0/12-0/24V 3 amp **£54.00**

SAFGAN PORTABLE OSCILLOSCOPES

Range of low cost Dual Trace Scopes mains operated. Made in UK to exacting standards. Available as 10 MHZ. 15 MHZ or 20 MHZ. All feature 5mV sensitivity. 0.5 micro sec. 6.4 x 8cm display. (UK c/p £2.50)

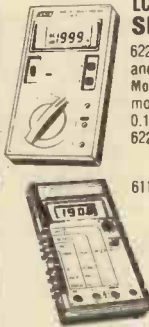
- 0T410 Dual 10 MHZ **£194.35**
0T415 Dual 15 MHZ **£201.25**
0T420 Dual 20 MHZ **£216.20**



Optional probes available (see Hameg above)

LCD DIGITAL MULTIMETERS SPECIAL PURCHASE - LIMITED PERIOD ONLY

- 6220 Reliable 22 range hand held 3 1/2 digit LCD with volt/ohms auto range. unit and range signs. 10 amp AC/DC. battery warning. lower power ohms range. Model 6110 Also has range hold, continuity buzzer and improved accuracy. All models high quality rotary operation. Resolution 0.1 milli volt. 10-Micro amp. 0.1 ohm.
6220 1000v DC; 0.2/10A AC/DC; 600v AC. 2meg ohm. Was **£55.95** **NOW £42.95**
- 6110 As above plus 20mA AC/DC and improved accuracy. Was **£85.95** **NOW £59.95**
- THIS SPECIAL OFFER IS QUALITY WITH VALUE
Also in stock
6200 20/200mA version of 6220 (i.e. no 10 amp) **£37.95**
6100 0.2A version of 6110 (i.e. no 10 amp) **£49.95**
188m 16 range with Hfe checker 10 amp DC **£43.50**
189m 30 range with Hfe checker 10 amp AC/DC **£69.95**



MULTIMETERS (UK c/p 65p or £1.00 for two)

- CHOOSE FROM UK'S LARGEST RANGE
- KRT101 10 range pocket 1K/Volt **£4.50**
KRT100 12 range pocket 1K/Volt **£5.50**
NH55 10 range pocket 2K/Volt **£6.50**
AT1 12 range pocket Deluxe 2K/Volt **£7.75**
ST5 11 range pocket 4K/Volt **£8.50**
NH56 22 range pocket 20K/Volt **£11.50**
YN360TR 19 range plus Hfe Test 20K/Volt **£13.50**
ST303TR 21 range plus Hfe Test 20K/Volt **£15.95**
KRT5001 16 range - range double 50K/Volt **£16.50**
AT1020 19 range Deluxe plus Hfe Test 20K/Volt **£16.95**
ETC5000 As KRT5001 plus colour scales 50K/Volt **£17.95**
70R118 range - range double 10A DC 50K/Volt. **£20.85**
TMM500 23 range. Plus 12A DC Plus Cont. Buzzer 30K/Volt **£22.75**
AT205 21 range Deluxe 10A DC 50K/Volt **£25.75**
C7080 26 range large scale 10A DC. 5KV AC/DC 20K/Volt **£27.50**
AT210 23 range Deluxe 12A AC/DC 100K/Volt **£31.00**
360TR 23 range Large scale 10A AC/DC Hfe Test 50Meg ohm: 1KV AC/DC 100K/Volt **£34.95**



DIRECT READ HV PROBE

- (UK c/p 65p)
0/40KV. 20KV Volt **£18.40**

DISCOUNTS

Available for UK and Export for small and large quantities For most products. Please enquire.

OSCILLOSCOPE PROBE KITS

- (UK c/p 50p per 1 to 31. Available BNC plug or Banana X1 £7.95. X10 £9.45. X1-X10 £10.50. Also X100 (BNC only) **£16.95**



AUDIO ELECTRONICS

Cubagate Limited

301 EDGWARE ROAD, LONDON, W2 1BN, ENGLAND. TELEPHONE 01-724 3564
ALSO AT HENRY'S RADIO, 404/406 EDGWARE ROAD, LONDON W2

OPEN SIX DAYS A WEEK • CALL IN AND SEE FOR YOURSELF

Order by Post with CHEQUES/ACCESS/VISA or Telephone your order

FREE CATALOGUE!

Send large SAE (20p UK) Schools, Companies, etc. free on request.

ALL PRICES INCLUDE VAT

EXCITING OFFERS!

DIGITAL VOLTMETER MODULE

Fully built & tested



- Positive and negative voltages with an FSD of 999mV which is easily extended.
- Requires only single supply 7 - 12V.
- High overall accuracy $\pm 0.1\% + 1$ digit.
- Large bright 0.43" (11mm) LED displays.
- Supplied with full data and applications information.

ONLY
£11.95
+VAT

Using this fully built and calibrated module as a basis now means that you can easily build a wide range of accurate equipment such as multimeters, thermometers, battery indicators, etc. etc. at a fraction of the cost of ready-made equipment. Full details are supplied with each module showing how to easily extend the voltage range and measure current, resistance and temperature. Fully guaranteed, the unit has been supplied to electricity authorities, Government departments, universities, the P.O. and many companies.

Temperature Measurement

£2.15 +VAT

An easily constructed kit using an I.C. probe providing a linear output of 10mV/°C over the temperature range from -10°C to +100°C. The unit is ideal for use in conjunction with the above DVM module providing an accurate digital thermometer suitable for a wide range of applications.

Power Supply

£4.95 +VAT

This fully built mains power supply provides two stabilised isolated outputs of 9V providing current levels of up to 250mA each. The unit is ideally suited for powering the DVM and the Temperature Measurement module.

ULTRASONIC ALARM MODULE

Fully built & tested

ONLY
£10.95
+VAT

Power Supply & Relay Unit

£3.95 +VAT

Incorporating a stabilised 12V supply and a s.p.c.o. relay with 3A contacts, this unit is designed to operate in conjunction with the above ultrasonic unit. Fully built and tested, its compact size makes it ideal for constructing the smallest of units.



Range adjustable from 5' - 25'

A really effective fully built module which contains both ultrasonic transmitter and receiver, together with the necessary circuitry for providing the appropriate delays and false alarm suppression. Using this module with a suitable 12V power supply and relay unit such as that shown, a really effective though inexpensive intruder alarm may be constructed. The module, which is supplied with a comprehensive data sheet, is easily mounted in a wide range of enclosures. A ready drilled case, together with all the necessary hardware, is available below.



Hardware Kit £3.95 +VAT

A suitable ready drilled case together with the various mounting pillars, nuts and bolts, and including a mains switch and 2mm sockets designed to house the ultrasonic alarm module, together with its associated power supply. This hardware kit provides an ideal solution for assembling the economical alarm system. Size 153mm x 120mm x 45mm

In addition to the above a wide range of competitively priced electronic components is stocked. Please telephone your specific requirements.



- V.A.T. must be added on all items.
- Shop hours 9 - 5.30 (Weds. 9 - 1)
- ex-stock delivery on all items.
- Units on demonstration, callers welcome.
- Post and packing charge 50p per order.
- S.A.E. with all enquiries please.

RISCOMP LIMITED

Dept. PE3,
21 Duke Street,
Princes Risborough, Bucks.
Tel: Princes Risborough (084 44) 6326

Kit yourself out with our new catalogue.



It's full of all sorts of exciting possibilities, including a digital barometer. So, if you don't trust the weather forecast, make your own. And get it right.

Like all Heathkits, it contains everything you need, right down to the right kind of solder. Unbeatable comprehensive assembly manual. Diagrams. Highest quality parts. Everything to make a first class professional job. One you'll be proud of. One that will give you far more satisfaction than a ready-made mass-produced shop-bought product can possibly offer.

Because you made it yourself.



To: Heath Electronics (UK) Limited, Dept (PE12),
Bristol Road, Gloucester GL2 6EE. Please send me a copy of your new catalogue. I enclose 28p in stamps.

Name _____

Address _____

NB: If you are already on the Heathkit mailing list you will automatically receive a copy of the latest Heathkit catalogue without having to use this coupon.

You build on our experience

HEATHKIT

HEATH
ZEMITH



TRAIN FOR SUCCESS

in Radio, Television & Electronics

ICS have helped thousands of ambitious people to move up into higher paid more secure jobs in the field of electronics - now it can be your turn. Whether you are a newcomer to the field or already working in the industry, ICS can provide you with the specialised training so essential to success.

Personal Tuition and Guaranteed Success

The expert and personal guidance by fully qualified tutors, backed by the ICS guarantee of tuition until successful, is the key to our outstanding record in the technical training field. You study at the time and pace that suits you best and in your own home. In the words of one of our many successful students: "Since starting my course, my salary has trebled and I am expecting a further increase when my course is completed."

City and Guilds Certificates

Excellent job prospects await those who hold one of these recognised certificates. ICS can coach you for:

Telecommunications Technicians
Radio, T.V. Electronics Technicians
Radio Amateurs
Electrical Installation Work

Diploma Courses

Colour T.V. Servicing
CCTV Engineering
Electronic Engineering & Maintenance
Computer Engineering and Programming
Radio, T.V. and Audio, Engineering & Servicing
Electrical Engineering, Installations & Contracting

Other Career Courses

A wide range of other technical and professional courses are available including GCE.

FREE BOOK

Post this coupon or phone today for free Electronics careers guide.

Name _____

Address _____

Age _____

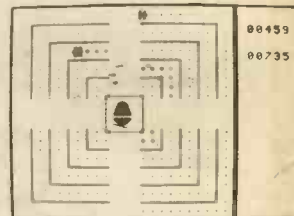
ICS

To ICS, Dept 273P, Intertest House,
London SW8 4UJ
or telephone 01-622 9911 (all hours)

ATOM OWNERS LOOK OUT

There are DODGEMS about!

Dodgems is just one of the brand new games packs from Acorn, the manufacturers of your Atom. You have to steer your car around the lanes collecting points. But beware! There's a computer controlled car programmed on a collision course. If you survive the game gets faster. Also in Games Pack 6 are Simon and Amoeba.



GET THE BEST-FORGET THE REST

All Acornsoft games are designed and produced by the manufacturers of the Atom. Trust the manufacturer to get the very best out of his product. Realistic sound effects, great graphics and colour too!

GAMES PACK 1

Asteroids Shoot them before they crash into you. Lists ten best scores. Program 4K, graphics 6K.

Sub Hunt Command a destroyer tracking a submarine, find its position and destroy it. Program 1K, graphics ½K, needs floating-point.

Breakout Score points knocking bricks from wall. Ball has two changes of angle and speed. Program 3K, graphics 1-2K. COLOUR

GAMES PACK 3

Rat Trap Move your rats without colliding with the trails left. Entangle your opponent before he entangles you! High-speed rat action-replay. Program 4K, graphics 6K.

Lunar Lander Land a spacecraft on a lunar crater; altitude velocity, fuel and drift. Program 1K, graphics ½K.

Black Box Deduce the position of four invisible objects in the Black Box by firing rays at them. Program 4K, graphics ½K.

GAMES PACK 4

Star Trek Classic computer game; rid the universe of Klingons. Short and long-range scans, galactic map, phasers, photon torpedoes, shields etc. Program 5K, graphics 2K.

Four Row Take turns in placing marbles on the board; the first to get a line of four wins. Program 5K, graphics 6K. COLOUR

Space Attack Repel the invasions of earth and avoid being hit by the gunner ships. Becomes progressively harder with each invasion. Program 3K, graphics 6K.

GAMES PACK 7

Green Things An alien life-form has invaded your space-craft; discover a way of destroying it with the weapons available on the ship. Program 5K, graphics 2K. COLOUR

Ballistics Take turns in firing shells at the other player, taking into account the wind and shape of the hill. Program 3K, graphics 6K, needs floating-point.

Snake Grow yourself a snake by guiding it towards digits which it eats. Program 2K, graphics ½K.

GAMES PACK 2

Dogfight Two-player game; each player controls a plane and tries to shoot down his opponent without crashing. Program 4K, graphics 6K.

Mastermind Guess the computer's code before the computer guesses yours; program 3K, graphics ½K.

Zombie Land on Zombie island; try to lure all the zombies into the swamp. In desperation jump into hyper-space! Program 3K, graphics ½K. COLOUR

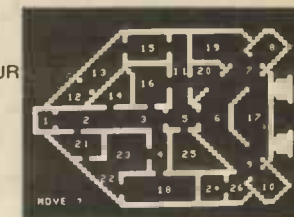


GAMES PACK 5

Invaders The most popular video game, with invaders, flying saucers, shelters, and full sound effects. Program 5K, graphics 6K.

Wumpus Wander in caves inhabited by the Wumpus. Find and shoot him before he eats you. Pits and bats make things harder. Program 2K, graphics ½K.

Reversi Reversi, or Othello played with counters that are black one side and white on the other; Program 3K, graphics ½K. COLOUR



ORDER TODAY!

Just send a cheque or money order. Only £11.50 per pack including VAT and post and packing. State which packs you want. Or ring 0223 316039 or 01-930 1614 quoting your Access or Barclaycard number. Allow 14 days for delivery. Or if you think you can wait for more details just write to Acornsoft Limited, 4a Market Hill, Cambridge.

ACORNSOFT TAKE GAMES SERIOUSLY

D.I.Y. KITS FOR SYNTHESISERS, SOUND EFFECTS



BASIC COMPONENT SETS

Include specially designed drilled & tinned fibreglass printed circuit boards with layout charts, all necessary resistors, capacitors, semiconductors and potentiometers. Most kits include their own power supplies or will operate from 9 volt batteries. They also contain basic hardware such as knobs, sockets, switches, a nominal amount of wire and solder, a photocopy of the original published text, and unless otherwise stated, an aluminium box. Most parts may be bought separately. For fuller kit and component details see our current lists.

Kits originate from projects published in *Practical Electronics*, *Everyday Electronics* & *Elector*.

PHONOSONICS

MAIL ORDER SUPPLIERS OF QUALITY
PRINTED CIRCUIT BOARDS, KITS AND
COMPONENTS TO A WORLD-WIDE
MARKET

128-NOTE SEQUENCER

Enables a voltage controlled synthesiser, such as the P.E. Minisonic to automatically play pre-programmed tunes of up to 32 pitches and 128 notes long. Programs are initiated from the 4-octave keyboard and note length and rhythmic pattern are externally variable.

Kit plus Keyboard & Contacts =
SET-76 £114.09

16-NOTE SEQUENCER

Sequences of up to 16 notes long may be pre-programmed by the panel controls and fed into most voltage controlled synthesisers. The notes and rhythms may be changed whilst playing making it more versatile than the name would suggest.

Kit order code = SET-86 £60.95

3-CHANNEL STEREO MIXER

Full level control on left and right of each channel, and with master output control and headphone monitor.

Kit order code = SET-107 £19.42

3-MICROPHONE STEREO MIXER

Enables stereo live recordings to be made without the 'hole in the middle' effect. Independent control of each microphone.

Kit order code = SET-108 £12.54

6-CHANNEL MIXER

A high specification stereo mixer with variable input impedances. Specs given in our lists. The kit excludes some SW's - see lists for selection. The extension gives two extra channels.

Main kit code = SET-90 £89.87
Extension kit = ADN-90 £11.74

ANALOGUE REVERBERATION

Using I.C.'s instead of spring lines the main unit has a maximum delay of up to 100MS and the additional set extends this up to 200MS. May be used in either mono or stereo mode.

Main kit order code = SET-83 £42.95
Extension kit = EXT-83 £15.97

AUDIO EFFECTS UNIT

A variable siren generator that can produce British & American Police Sirens, Star-Trek Red Alert, Heart Beat Monitor sounds, etc.

Kit order code = SET-105 £13.60

AUTOWAH UNIT

Automatically gives wah or swell sounds with each guitar note played.

Kit order code = SET-58 £16.89

10% DISCOUNT VOUCHER

Valid until end of month on cover of this magazine. Applies to U.K. C.W.O. orders over £25.00 value. Not valid with credit card, export or invoiced orders. This voucher and correct payment must accompany order. (Voucher Code PE.1D).

CHOROSYNTH

A standard keyboard version of the published Ektor 30-note chorus synthesiser with an amazing variety of sounds ranging from violin to cello and flute to clarinet amongst many others.

Kit plus keyboard & contacts =
SET-100 £114.79

COMPRESSOR

Operates as an automatic gain control, with little distortion and a compression range of about 30dB. Has compression level and decay rate controls, and additionally has line and microphone inputs complete with mixing controls.

Kit order code = SET-120 £21.98

DISCOSTROBE

A 4-channel 200-watt light controller giving a choice of sequential, random or full strobe mode of operation.

Kit order code = SET-57 £38.42

DRUM SYNTHESIZER

Synthesises conventional and extraordinary drum sounds ranging from bass drum through bongos, woodblocks & snare drums and way on to sea, thunder & jet-plane whooshes. Can be triggered via a microphone (not incl.), by hitting an existing drum, or by handclaps and shouts. Requires a +12V/DV/-12V PSU at approx 40mA.

Kit order code = SET-119 £45.36

DYNAMIC NOISE LIMITER

Very effective stereo circuit for reducing noise found in most tape recordings.

Kit order code = SET-97 £14.57

ENVELOPE SHAPER

With integral voltage controlled amplifier, and full manual control over the A.D.S.R. functions.

Kit order code = SET-50 £13.50

EXPOSURE TIMER

Controls up to 750 watts in 0.5sec steps up to 10 minutes, with built-in audio alarm.

Kit order code = SET-93 £38.03

FORMANT SYNTHESIZER

For the more advanced constructor who puts performance first, this is a very sophisticated 3-octave synthesiser with a wealth of facilities, including 6 oscillators, 3 waveform converters, voltage controlled filter, 2 envelope shapers and voltage controlled amplifier. Case and hardware not included - see our lists for further details.

Kit plus Keyboard & Contacts =
SET-66 £330.24

FREQUENCY COUNTER

A 4-digit counter for 1Hz to 99KHz with 1Hz sampling rate.

Kit order code = SET-79 £44.27

FUNNY TALKER

Incorporates a ring modulator, chopper & frequency modulator to produce fascinating sounds when used with speech & music.

Kit order code = SET-99 £16.08

GUITAR EFFECTS UNIT

Modulates the attack, decay and filter characteristics of a signal from most audio sources, producing 8 different switchable sounds that can be further modified by manual controls.

Kit order code = SET-42 £14.76

GUITAR FREQUENCY DOUBLER

Produces an output one octave higher than the input. Inputs and outputs may be mixed to give greater depth.

Kit order code = SET-98 £10.62

GUITAR MULTIPROCESSOR

An extremely versatile sound processing unit capable of producing, for example, flanging, vibrato, reverb, fuzz and tremolo as well as other fascinating sounds. May be used with most electronic instruments. Meter & some SW's not included in kit - see list for selection.

Kit order code = SET-85 £74.03

GUITAR OVERDRIVE

Sophisticated versatile fuzz unit incl. variable controls affecting the fuzz quality, whilst retaining the attack and decay, and also providing filtering.

Kit order code = SET-56 £19.75

GUITAR PRACTISE AMPLIFIER

A 3 watt mains powered amplifier suitable for instrument practise or as a test gear monitor. Drives 8 or 15 ohm speakers (not incl. in kit).

Kit order code = SET-106 £20.56

GUITAR SUSTAIN

Maintains the natural attack whilst extending note duration.

Kit order code = SET-75 £13.30

HEADPHONE AMPLIFIER

For use with magnetic, ceramic or crystal pick-ups, tape deck or tuner, and for most headphones. Designed with RIAA equalisation.

Kit order code = SET-104 £19.29

METRONOME

Has a 'tick' rate that can be varied between approximately 40 & 240 beats per minute.

Kit order code = SET-118 £9.51

P.E. STRING ENSEMBLE

A four-octave multi-voiced polyphonic string-chorus synthesiser that also has switchable wind instrument voices. See our lists for details.

P.E. MINISONIC SYNTHESIZER

A very versatile 3-octave portable mains operated synthesiser with 2 oscillators, voltage controlled filter, 2 envelope shapers, ring modulator, noise generator, mixer, power supply and sub-min toggle switches to select the functions. A case is excluded, but the text gives comprehensive constructional details.

Kit plus Keyboard & Contacts =
SET-38 £169.69

PHASER

An automatically controlled 6 stage phasing unit with internal oscillator. Depth can be increased with extension.

Main kit code = SET-88 £18.98
Extension kit = ADN-88 £7.68

PHASING & VIBRATO

Includes manual and automatic control over the rate of phasing & vibrato. Capable of superb full sounds. A separate power supply is included.

Kit order code = SET-70 £42.85

PHASING UNIT

A manually controlled unit for introducing the phasing effect at the precise moment required.

Kit order code = SET-25 £9.56

PULSE GENERATOR

Produces controllable pulse widths from 100ns to 2sec. Variable frequency range of 0.1Hz to 100KHz.

Kit order code = SET-115 £22.29

RING MODULATOR

Compatible with the formant and most other synthesisers.

Kit order code = SET-87 £11.98

SEWAR

For use with the analogue reverb to give greater flexibility to the reverb effects.

Kit order code = SET-101 £30.32

SIGNAL TRACER & GENERATOR

Allows audio signals to be injected into circuits under test, and for tracing their continuity. Includes frequency & level controls.

Kit order code = SET-109 £16.26

SIMPLE WAVEFORM CONVERTER

Modifies a sawtooth waveform to produce triangle and sine outputs.

Kit order code = SET-96 £8.25

SMOOTH FUZZ

As the name implies

Order code = SET-91 £12.45

SPEECH PROCESSOR

Improves the intelligibility of noisy or fluctuating speech signals, and ideal for inserting into P.A. or C.B. radio systems.

Kit order code = SET-110 £10.58

SPLIT-PHASE TREMOLO

The output of the internal generator is phase-split and modulated by an input signal. Output amplitudes, depth & rate are panel controlled. The effect is similar to a rotary cabinet.

Kit order code = SET-102 £28.87

SWITCHED TONE TREBLE BOOST

Provides switched selection of 4 preset tonal responses.

Kit order code = SET-89 £11.28

PHONOSONICS · DEPT PE1D · 22 HIGH STREET · SIDCUP · KENT DA14 6EH

TERMS: C.W.O., MAIL ORDER OR COLLECTION
BY APPOINTMENT (TEL 01-302 6184)
(MONDAY-FRIDAY)

AND OTHER PROJECTS

PRICES INCLUDE -

U.K. post & handling, and VAT at 15% where applicable. Overseas customers should consult our current list for export postage rates. Note that Eire, C.I. and most B.F.P.O. addresses classify as export deliveries.

LIST

Send stamped addressed envelope with all U.K. requests for free list giving fuller details of PCBs, kits and other components. Overseas enquiries for list - Europe send 50p, other countries send £1.00.



KIMBER-ALLEN KEYBOARDS AND CONTACTS

Claimed by the manufacturers to be the finest moulded plastic keyboards available. All octaves are C-C, the keys are plastic, slope fronted, spring loaded, fitted with actuators and mounted on a robust aluminium frame.

3-octave **£32.43**, 4-octave **£40.20**, 5-octave **£48.53**

GOLD-CLAD CONTACTS - (GJ = SPCO, GB = DP make-break)

GJ 3-octave **£14.85**, 4-octave **£19.40**, 5-octave **£24.30**

GB 3-octave **£16.76**, 4-octave **£21.93**, 5-octave **£27.45**

SYNTHESISER INTERFACE

Allows external inputs such as guitars, microphones etc., to be processed by synthesiser circuits.

Kit order code = **SET-81 £8.40**

TRANSIENT GENERATOR

An ADSR envelope shaper without VCA, and additionally providing repeat triggering enabling a synthesiser to be programmed for mandolin and banjo effects etc.

Kit order code = **SET-63 £15.65**

TREMOLO UNIT

Suitable for use with most electric guitars, organs and other similar instruments. Includes speed, depth & by-pass controls.

Kit order code = **SET-116 £11.91**

TUNING FORK

Produces 84 switch-selectable frequency-accurate tones with LED monitor displaying beat-note adjustments.

Kit order code = **SET-46 £35.09**

TUNING INDICATOR

A simple octave frequency comparator for use with synthesisers where the full versatility of Kit 46 is not needed.

Kit order code = **SET-69 £14.83**

VOICE OPERATED FADER

For automatically reducing music volume during disco talk-over.

Kit order code = **SET-30 £8.93**

VOICE SCRAMBLER

Enables a 'garbled' version of a spoken message to be recorded or transmitted. Decoding of message is achieved using the same unit or an identical second model. Requires a 12V PSU at about 30mA.

Kit order code = **SET-117 £20.37**

WAVEFORM CONVERTER

Converts saw-tooth waveform into sine wave, mark-space sawtooth, regular triangle, or square wave with variable mark-space. Ideally one should be used with each synthesiser oscillator.

Kit order code = **SET-67 £20.34**

WAVEFORM GENERATOR

Provides sine, square and triangular wave outputs variable between 1Hz & 100KHz up to 10V P-P.

Kit order code = **SET-112 £21.58**

WIND & RAIN EFFECTS

As the name says!

Kit order code = **SET-28 £10.55**

EXPORT ORDERS ARE WELCOME

Postage rates are shown in our lists. All payments must be cash-with-order, in Sterling by International Money order or through an English bank - we do not offer a C.O.D. service. To obtain list Europe send 50p, other countries send £1.00.

PHOTOCOPIES

Unless otherwise stated all sets include photocopies of the original texts as published, but they may also be bought separately as follows -

TXT100	.80	TXT68. JUN	.77
TXT101	.70	TXT68. MAR	.77
TXT102	.75	TXT68. MAY	.58
TXT104	.95	TXT68. NOV	.86
TXT105	.75	TXT68. OCT	.77
TXT106	.75	TXT66. SEP	1.15
TXT107	.75	TXT67	.10
TXT108	.65	TXT69	.68
TXT109	.65	TXT70	.77
TXT110	.50	TXT75	.48
TXT112. POP	1.80	TXT76. DEC	.78
TXT115. POP	1.80	TXT76. NOV	.78
TXT116	.65	TXT79	.88
TXT117	.50	TXT81	.20
TXT118	.65	TXT83	.67
TXT119	1.15	TXT85. DEC	.97
TXT120	.75	TXT85. FEB	.88
TXT25	.38	TXT85. JAN	.97
TXT28	.38	TXT85. JAN	.97
TXT30	.38	TXT86. APR	1.07
TXT38	.40	TXT86. MAR	.97
TXT38. SND	1.50	TXT87	.48
TXT42	.38	TXT88	.78
TXT46	1.07	TXT89	.88
TXT56	.78	TXT90. OCT	.75
TXT57	.88	TXT90. SEP	.95
TXT58	.68	TXT91	.65
TXT63	.68	TXT93	1.80
TXT66. APR	.86	TXT96	.20
TXT66. DEC	.77	TXT97	.85
TXT66. FEB	.77	TXT98	.30
TXT66. JAN	.67	TXT99	.50

RHYTHM GENERATORS

Two different kits - the control units are designed around the M252 and M253 rhythm-gen chips which produce pre-programmed switch-selectable rhythms driving 10 effects instrument generators feeding into a mixer.

12-Rhythm Unit = **SET 103-253 £66.65**
15-Rhythm Unit = **SET 103-252 £58.37**

**ALL KITS INCLUDE
SPECIALLY DESIGNED
PRINTED CIRCUIT
BOARDS**

**MORE KITS AND
COMPONENTS
ARE IN OUR LISTS**



**MINIMUM ORDER VALUE
FOR CREDIT CARDS £5.00**

PRICES ARE CORRECT AT TIME OF PRESS.
E. & O. E. DELIVERY SUBJECT TO AVAILABILITY.

PHONOSONICS

ALCON

CONTINUE THEIR SPECIAL OFFER

mini 20


20kΩ/V d.c.

6.6kΩ/V a.c.

multimeter

only £19.50

**INCLUSIVE OF POST
PACKAGE-V.A.T.**



The Mini 20 is an ideal instrument for the constructor.

This special offer is a wonderful opportunity to acquire an essential piece of test gear with a saving of nearly £10 on the normal retail price.

The 26 ranges cover all likely requirements. Operation is straight-forward, just turn the selection switch to the required range.

RANGES:

d.c.V: 100mV, 1V, 10V, 30V, 100V, 300V, 1000V.

a.c.V: 10V, 30V, 100V, 300V, 1000V.

d.c.I: 50uA, 1mA, 10mA, 100mA, 1A, 3A.

a.c.I: 3mA, 30mA, 300mA, 3A.

Ohms: 0-1kΩ, 10kΩ, 100kΩ, 1MΩ.

Accuracy: 2% d.c. & resistance, 3% a.c.

Dimensions: 105 x 130 x 40mm

Movement protected by internal diode and fuse.

The instrument is supplied complete with case, leads and instructions.

For details of this and the many other exciting instruments in the Alcon range, including multimeters, component measuring and electronic instruments please write or telephone:

ALCON Instruments Ltd.

19 MULBERRY WALK · LONDON SW3 6DZ · TEL: 01-352 1897 · TELEX: 918867

THE PE RANGER

27FM CB PORTABLE



BRITISH MADE FOR U.K. MARKET
 (Project described in Practical Electronics, Sent issue onwards)

THE RANGER CB rig has been designed to fit the new legal Home Office specification, and starts off as a hand held unit complete with aerial, mic., and rechargeable batteries.

★ LEGALISATION ★
SPECIAL OFFER
£49.95 (KIT)
 (INC. VAT + £2.95 P.P.)

£97/matched pair
 (INC. VAT + £5.90 P.P.)

This offer price includes rechargeable batteries, mic., aerial, mains lead and 2 channels.
 Extra channels £2.25 each + 50p P.P. + VAT
 Extra aerials £3.95 each + 80p P.P. + VAT (Postage free with kit)
 Tuneable Whip aerial magnetic or permanent car amount (state which)
 Permanent £13.95 - P.P. £1.00
 Magnetic £15.95 - P.P. £2.00

The unit plugs into the mains, 12V car outlet, or runs on built-in rechargeable batteries (built-in charger)
 Up to 5 miles range in town to keep in touch with family and friends

SPEC.

R.F. Power Output 1/2-1 Watt
 AF (internal speaker) 1/2 Watt
 Modulation: FM: freq. 27.6MHz-28MHz (CB Band) (excellent speech quality)
 No. of channels (max): 6
 Fully protected against bad aerial connection.

Coming soon...
Base/Mobile Add-On Unit to give 4 Watts and 40 Channels

(SAE FOR FURTHER DETAILS)

PHONE YOUR ACCESS/BARCLAYCARD ORDER FOR FAST SERVICE



Ready Built Units **£64.95**
 Available Now. Ring for Details

TRANSFORMERS +VAT 15%

AUTO TRANSFORMERS
 Voltages available: 105, 115, 190, 200, 210, 220, 230, 240, for step up and step down.

30 VOLT RANGE (Split Sec)
 Sec Voltages available 3, 4, 5, 6, 8, 9, 10, 12, 15, 18, 20, 24, 30V or 12V-0-12V or 15V-0-15V.

Ref.	30V	15V	Price	P&P
112	1	1	2.90	1.00
79	1	2	3.93	1.00
3	2	4	6.35	1.20
20	3	6	7.39	1.44
21	4	8	8.79	1.60
51	5	10	10.86	1.60
117	6	12	12.29	1.72
88	8	16	16.45	1.96
89	10	20	18.98	1.84
90	12	24	21.08	O.A.
91	15	30	24.18	O.A.
92	20	40	32.40	O.A.

UK Postages. Overseas extra.
 Voltages stated are on full load
Continuous Ratings

60 VOLT RANGE (Split Sec)
 Pri 120/240V. Voltages available 6, 8, 10, 12, 16, 18, 20, 24, 30, 36, 40, 48, 60 or 24V-0-24V or 30V-0-30V.

Ref.	60V	30V	Price	P&P
124	6	1	4.27	1.20
126	8	2	6.50	1.20
127	2	4	8.36	1.60
125	3	6	12.10	1.72
123	4	8	13.77	1.96
40	5	10	17.42	1.84
120	6	12	19.87	2.04
121	8	16	27.92	O.A.
122	10	20	32.51	O.A.
189	12	24	37.47	O.A.

50 VOLT RANGE (Split Sec)
 Pri 120/240V
 Sec Voltages available 5, 7, 8, 10, 13, 15, 17, 20, 24, 30 or 20V-0-20V or 25V-0-25V.

Ref.	50V	25V	Price	P&P
102	5	1	3.75	1.20
103	1	2	4.57	1.20
104	2	4	7.88	1.44
105	3	6	9.42	1.60
106	4	8	12.82	1.72
107	6	12	16.37	1.84
118	8	16	22.29	2.20
119	10	20	27.48	O.A.
109	12	24	32.88	O.A.

12 OR 24V OR 12-0-12V
 Pri 220-240 volts

Ref.	12V	24V	Price	P&P
111	0	5	2.42	0.95
213	1	0	2.90	1.00
71	2	1	3.88	1.00
18	4	2	4.46	1.20
85	0	5	6.16	1.20
70	6	3	6.99	1.20
108	8	4	8.16	1.44
72	10	5	8.93	1.60
116	12	6	9.99	1.60
17	16	8	11.79	1.72
115	20	10	15.87	1.84
187	30	15	19.72	2.04
226	60	30	40.41	O.A.

MAINS ISOLATORS (SCREENED)
 Pri 0-120V: 0-100-120V (120, 220, 240V) Sec 0-CT-120V twice.

Ref.	VA	Price	P & P
*07	20	4.84	1.20
149	50	7.37	1.20
150	100	9.38	1.44
151	200	12.28	1.72
152	250	14.61	2.04
154	500	22.52	2.20
155	750	32.03	O.A.
156	1000	40.92	O.A.
157	1500	56.52	O.A.
158	2000	67.99	O.A.
159	3000	95.33	O.A.

SCREENED MINIATURES

Ref.	mA	Volts	Price	P & P
238	200	3-0-3	2.83	0.50
212	1A, 1A	0-6-0-6	3.14	1.00
13	100	0-9-0	2.35	0.50
235	330, 330	0-9-0-9	2.19	0.60
207	500, 500	0-8-9-0-8-9	3.05	0.95
208	1A, 1A	0-8-9-0-8-9	3.88	1.20
236	200, 200	0-15-0-15	2.19	0.60
214	300, 300	0-20-0-20	3.08	1.00
221	700(DC)	20-12-0-12	20.35	7.50
206	1A, 1A	0-15-20 (x2)	5.09	1.20
203	500, 500	0-15-27 (x2)	4.39	1.20
204	1A, 1A	0-15-27 (x2)	6.84	1.20
239	50	12-0-12	2.88	0.50
234	500	6-0-6	2.19	0.44

CASED AUTO TRANSFORMERS
 240V cable in 115V USA flat pin outlets

VA	Price	P & P	Ref.
20	6-55	0.95	56W
75	8-50	1.20	64W
150	11-00	1.44	84W
250	13-39	1.44	69W
500	20-13	2.04	87W
1000	30.67	2.20	84W
2000	54.97	O.A.	95W

Send 20p stamps for Catalogue. Prices correct 21/4/81.
Transformer Winding Service Including Toroids to order.

OTHER PRODUCTS

AVO TEST METERS

Model	Price
AVO 8 MKS. Latest Model	£116.40
AVO 71 Electronics & TV Service	£45.40
AVO 73 TV Service	£63.90
AVO MM5 Minor.	£40.50
AVO EM272 316KQ/Volt input Z	£67.10
AVO DA116 L.C.D. Digital	£121.70
AVO DA211 L.C.D. Digital Hand Held	£57.00
AVO DA212 L.C.D. Digital Hand Held	£74.00
Battery MEGGER BM7/500V	£66.30
Wee MEGGER hand crank	£97.20

Switches on-off
 30 amp 250V 4-pole on-off switch. Half price
£6.50 P&P 90p + VAT.
 16 amp 250V AC/DC 4-pole Rotary Arrow Switch
£5.20 90p P&P + VAT.

EDUCATIONAL METERS (M. Coil)
 0-10A, 0-30V. Freestanding large scale easily read meters with top screw terminals for quick connections. £4.50 P&P 66p + VAT. Size 75x78mm scale.

SPECIAL OFFER
 25W Soldering Iron to BS Spec. £1.75 P&P 30p + VAT 15%.

ANTEX
 15W CN240/CCN 240 £4.58 + P&P + VAT.
 25W x 25 £4.74 + 62 P&P + VAT.

P.W. Purbeck oscilloscope transformer 250.0-250; 6-3V; 12-9V (author approved) £9.42 £1.04

Precision De-Solder Pumps - Spring loaded quick action button release for one hand working. Large £5.86 P&P 35p + VAT. Small £5.17 P&P 30p + VAT. Replacement tips Small 65p + VAT. Large 86p + VAT.

Telephones - Bargain many types available.

METAL OXIDE RESISTORS £1 per 100 (Electrosil) TR4 5%
 470/750/1800/3600/3900/4300/4700/5100/5600/8200/1K/
 1K1/1K2/1K3/1K6/1K8/2K/2K4/3K/16K/20K/22K/24K/47K/82K/
 100K/110K/120K/130K/180K/220K/270K/300K P&P 50p + VAT.

100W Soldering Gun includes bulb for spot-on joints £5.39 + VAT.

MAINS BATTERY ELIMINATORS
 Plugs into 13A socket 3, 6, 7.5, 9, 12V DC = 300-1400mA output
 £5.10 P&P 60p + VAT.
 6, 7x5, 9v 300mA £4.60

PANEL METERS

43mm x 43mm	82mm x 78mm	Price
0 50mA	6 20 0 50mA	7 37
0 500mA	6 20 0 500mA	7 37
0 1mA	6 20 0 1mA	7 37
0 30V	6 20 0 30V	7 37

BRIDGE RECTIFIERS

100V 25A	500V 100V 50A	£	P&P
200V 2A	£0.52		12A
200V 4A	£0.75		£3.75
400V 1A	£0.25		
400V 4A	£0.98		P&P 20p
400V 6A	£1.44		+ VAT.

Barrie Electronics Ltd.
 3, THE MINORIES, LONDON EC3N 1BJ
 TELEPHONE: 01-488 3316/7/8
 NEAREST TUBE STATIONS: ALDGATE & LIVERPOOL ST

BI-PAK AUDIO

THE PROFESSIONAL APPROACH

HIGH QUALITY MODULES FOR STEREO MONO AND OTHER AUDIO EQUIPMENT

BI PAK Audio Modules are famous for their variety, quality of design and ruggedness. For over 10 years BI PAK have been suppliers to manufacturers of high quality audio equipment throughout the world - to date, well over 100,000 modules have been sold - this is why discerning amateur enthusiasts and professionals alike insist on using BI PAK modules in their equipment.

They know that every item is designed and tested to do the job for which it is intended before it leaves the factory. Whatever you are building there is a lot or module in the BI PAK range to suit your every need.

AUDIO AMPLIFIERS

5-10 watts (RMS)
AL20 5 watt Audio Amp Module 22-30v supply **£1.57**
AL30A 7-10 watt Audio Amp. Module 22-32v supply

£4.16.



AUDIO AMPLIFIERS

15-25 watts (RMS)
AL60 15-25 watt Audio Amp Module 30-50v supply **£5.15.**
AL80 35 watt Audio Amp Module **£8.07**




AUDIO AMPLIFIER

Audio Amplifier, 50W R.M.S., with integral heat sink and short circuit protection.
Introduced to fulfil the demand for a fully protected power amp, capable of driving high quality speaker systems at up to 50w with distortion levels below 0.5%. Ideal for domestic use. Discos, P.A. systems, electronic organs, etc. The generously rated components ensure continuous operation at high output levels AL120 50 watt Audio Amp Module 50-70v supply **£13.14.**



AUDIO AMPLIFIER

125 watts (RMS), AL250
A power amplifier providing an output of up to 125w RMS, into a 4 ohm load. Four 115w transistors in the output stage makes it extremely rugged while damage from incorrect or short circuit loads is prevented by a four transistor protection circuit. For use in many applications such as disco units, sound reinforcement systems, background music players etc. AL250 125 watt Audio Amp Module 50-80v supply **£19.60.**



POWER SUPPLIES

PS12 24v Supply Suit: 2 x AL10 2 x AL20 2 x AL30 & PA12/SAS3 **£1.85.** SPM80 33v Stabilised supply Suit: 2 x AL60 PA100 to 15 watts **£4.84.** SPM120 45 45v Stabilised supply Suit: 2 x AL60 PA100 to 25 watts **£6.38.** SPM120 55 55v Stabilised supply Suit: 2 x AL60 PA200 **£6.38.** SPM120 65 65v Stabilised supply Suit: 2 x AL120 PA200 1 x AL250 **£8.38.** SG30 150-15 Stabilised power supply for 2 x GE100 MKII **£3.00.**



SPM120 is a fixed voltage stabiliser with an output voltage of either 45v, 55v, or 65v. Designed for use in audio applications, the stabiliser which provides output currents up to 2.5A operates direct from a mains transformer requiring only the addition of two electrolytic capacitors to complete the power supply.



STEREO PRE-AMPLIFIERS

PA12 Supply voltage 22-32v input sensitivity 300mv Suit: AL10/AL20/AL30 **£3.55.** PA100 Supply voltage 30-55v inputs. Tape Tuner Mag P.U. Suit: AL60/AL80 **£17.65.** PA200 Supply voltage 35-70v inputs. Tape Tuner Mag P.U. Suit: AL60/AL120/AL250 **£18.24.**



The PA200 is basically our popular PA100, modifications being made to make it compatible with the higher output amplifiers i.e. AL120 & AL250. The unit boasts six push button selectors giving a choice of 3 inputs, 2 filters, for both high and low frequencies and a stereo or mono button, all combining to give a top quality stereo pre amplifier and tone control.

COMPLETE AUDIO CHASSIS

STEREO 30 Complete 7 watt per channel Stereo amp board - includes amps, pre-amp, power supply, front panel knobs etc - requires 2039 Transformer **£19.08.**

MAGNETIC CARTRIDGE PRE-AMPLIFIER

Enjoy the quality of a magnetic cartridge with your ceramic equipment using the MPA30 which is a quality pre-amp, enabling magnetic cartridges to be used where facilities exist for ceramic cartridges only. With a DIN input socket & full, easy to follow instructions MPA30 Stereo Mag Cartridge, Pre-amp. - input 3.5mv Output 100mv **£3.27.**



MONO PRE-AMPLIFIERS

MM100 suitable for disco mixer, MM100G suitable for guitar pre-amp mixer. The MM100 and MM100G mono pre-amplifiers are compatible with the AL60, AL80, AL120 and AL250 power amplifiers and their associated power supplies. MM100 Supply voltage 40-65v inputs. Tape Mag P.U. Microphone Max output 500mv **£12.43.** MM100G Supply voltage 40-65v inputs: 2 Guitars, Microphones Max output 500mv



GE100 MKII

10 Channel Monographic Equaliser.
Only 155mm x 65mm x 50mm including the 10 x 10K 45mm slider potentiometers and knobs which are mounted on a board above the circuitry. In the range of 31Hz to 18KHz you can cut and boost $\pm 12dB$ with 10 sliders, each with frequency marked on the circuit board. The GE100 uses include mixers, P.A. systems and discos. It will also improve the sound reproduction of your existing audio equipment. Power supply for GE100 old SG30. Together with Transformer no: 2043. GE100 MKII 10 Channel mono graphic Equaliser with sliders & Knobs **£20.00.**



PUSH BUTTON STEREO FM TUNER

Fitted with Phase locked loop decoder
S453 Provides instant programme selection at the touch of a button ensuring accurate tuning of 4 pre-selected stations, any of which may be altered as often as you choose, simply by changing the settings of the preset controls. Features include FET input stage, Varicap diode tuning. **£19.00.**



Transformers are not included with power supplies SPM120 Range also require reservoir and output capacitors

TRANSFORMERS

2034 1.7 amp 35v Suit SPM80 **£4.90.** 2036 2 amp 55v **£6.65.** 2036 750mA 17v Suit PS12 **£2.85.** 2040 1.5 amp 0-45v-55v Suit SPM120 45 SPM120 55v **£6.45.** 2041 2 amp 0-55v-65v Suit SPM120 55 SPM120 65v **£8.46.** 2039 1 amp 0-20v Suit Stereo 30 **£3.50.** 2043 150mA 150-15v Suit SG30 **£1.60.**

ACCESSORIES

139 Teak Cabinet Suit Stereo 30 320 x 235 x 81mm **£7.00.** 140 Teak Cabinet Suit STA15 425 x 290 x 95mm **£9.50.** FP100 Front Panel for PA100 & PA200 **£1.80.** BP100 Back Panel for PA100 & PA200 **£1.80.** GE100FP Front Panel for one GE100MKII **£1.75.** TC60 Kit of Parts including Teak Cabinet chassis, sockets & knobs etc. In house STA15 Amplifier **£17.50.** PS250 Consists - 1 capacitor & 4 diodes for constructing unregulated power supply for AL250 to 125 watts **£2.90.**



BI-PAK'S COMPLETELY NEW CATALOGUE

Completely re-designed. Full of the type of components you require, plus some very interesting ones you will soon be using and of course, the largest range of semiconductors for the Amateur and Professional you could hope to find.

There are no wasted pages of useless information so often included in catalogues published nowadays. Just solid facts i.e. price, description and individual features of what we have available. But remember, Bi Pak's policy has always been to sell quality components at competitive prices and THAT WE STILL DO.

BI PAK'S COMPLETELY NEW CATALOGUE is now available to you. You will be amazed how much you can save when you shop for 1 electronic Components with a Bi Pak Catalogue. Have one by you all the time - it pays to buy BI PAK.

To receive your copy send **75p** plus 25p p&p

BI-KITS

STA5 5 watts per channel Stereo Amplifier Kit consisting of 2 x AL20 amplifiers 1 x PA12 pre-amplifier 1 x PS12 power supply 1 x 2036 transformer and necessary wiring diagram **£19.52.** STA10 10 watts per channel Stereo Amplifier Kit consisting of 2 x AL30 amplifiers 1 x PA12 pre-amplifier 1 x PS12 power supply 1 x 2036 transformer and necessary wiring diagrams **£20.63.**

STA15 15 watts per channel Stereo Amplifier Kit consisting of 2 x AL60 amplifiers 1 x PA100 pre-amplifier 1 x SPM80 power supply 1 x 2034 transformer 2 x coupling capacitors for 8 ohms 470 mfd 50v and necessary wiring diagrams **£36.76.** STA25 25 watts per channel Stereo Amplifier Kit consisting of 2 x AL60 amplifiers 1 x PA100 pre-amplifier 1 x SPM120 45 power



supply 1 x 2040 transformer 2 x coupling capacitors for 8 ohms 470 mfd 45v 1 x reservoir capacitor 2200 mfd 100v and necessary wiring diagram **£45.76.** STA35 35 watts per channel Stereo Amplifier Kit consisting of 2 x AL80 amplifiers 1 x SPM120 55 power supply 1 x PA200 pre-amplifier 1 x 2035 transformer 2 x coupling capacitors 470 mfd at 50v for 8 ohms 1 x reservoir capacitor 2200 mfd 100v and necessary wiring diagram **£45.76.**

REGULATED VARIABLE STABILISED POWER SUPPLY

Variable from 2-30 volts and 82 Amps Kit includes:-
1 - VPS30 Module, 1 - 25 volt 2 amp transformer, 1 - 0-50v 2" Panel Meter, 1 - 0-2 amp 2" Panel Meter, 1 - 470 ohm wirewound potentiometer, 1 - 4K7 ohm wirewound potentiometer. Wiring Diagram included. VPS30 KIT **£20.**

SIREN ALARM MODULE

American Police type siren powered from any 12 volt supply into 4 or 8 ohm speaker. Ideal for car burglar alarm, freezer break-down and other security purposes. BP124 5 watt 12v max - Siren Alarm Module **£3.85.**

BI-PAK

Send your orders to Dept. PE12, BI PAK, PO BOX 6, WARE, HERTS
SHOP AT 3 BALDOCK ST, WARE, HERTS
TERMS CASH WITH ORDER, SAME DAY DESPATCH, ACCESS
BARCLAYCARD ALSO ACCEPTED. TEL: (0920) 3182 GIRD 388 7006
ADD 15% VAT and 50p PER ORDER POSTAGE AND PACKING



Use your credit card. Ring us on Ware 3182 NOW and get your order even faster. Goods normally sent 2nd Class Mail. Remember you must add VAT at 15% to your order. Total Postage add 50p per Total order.

CLEF ELECTRONIC MUSIC

ELECTRONIC PIANOS

SPECIALISTS SINCE 1972
Clef Pianos adopt the most advanced form of Touch Sensitive action which simulates piano Key inertia using a patented electronic technique.

7 1/4 OCTAVE DOMESTIC MODEL COMPONENT KIT £244 COMPLETE KIT £395.70 MANUFACTURED £975

Two Domestic Models are available including the 88 note full size version. Four intermixable Voice Controls may be used to obtain a wide variation of Piano tone, including Harpischord. Both Soft and Sustain Pedals are incorporated in the Design and internal Effects are provided in the form of Tremolo, Honky-Chorus, and Phase/Flanger. A power amplifier integrates into the Piano top which may be removed from the Base for easy transportation.

SIX OCTAVE DOMESTIC MODEL COMPONENT KIT £217 MANUFACTURED £995

Component Kits include Keyboard, Key-switch hardware, and all electronic components and may be purchased in four stages at no extra cost. Complete Kits further contain Cabinets, wiring harness, Pedals and in the case of Domestic Models both Power Amplifier and Speaker. The Six Octave Stage Piano has the same range of Voices and Effects and is designed for use with an External Amplifier and Speaker.

SIX OCTAVE STAGE MODEL COMPONENT KIT £217 MANUFACTURED £630

Since 1972 Clef Products have consistently produced leading designs in the field of Electronic Musical Instruments, many of which have been published in technical magazines. With musical quality of paramount importance, new techniques have been evolved and the latest musically valid technology has been incorporated into projects which have been successfully completed by constructors over a wide range of technical capability. Back-up TELEPHONE advice to our customers is available from the Designer of all Kits advertised.

STRING ENSEMBLE

(As Published in conjunction with 'Practical Electronics') A very popular Keyboard Synthesizer Kit, for Group or Home use, with a four octave compass and split Keyboard facility.

The instrument is fully polyphonic and has two rich Multi-String Voices plus Woodwind and Brass Effects for individual or Mixed use. Variable Attack and Sustain Controls give a good Orchestral Mix with the added concert hall reverberation effect produced by sustain coupled with phase modulation in the Chorus Unit. The Component Kit includes Keyboard, Key-switch hardware, and all electronic components plus tone generator linking wire and Volume Pedal. A copy of the P.E. project series can be supplied for £3.00 inc. post.

COMPONENT KIT £179.00

PRICES INCLUDE VAT, UK CARRIAGE & INSURANCE (CARRIAGE EXTRA ON MFD PIANOS). Please send S.A.E. for our complete lists, or use our telephone VSA/ACCESS Service. Competitive quotations can be given for EXPORT orders - in Australia please contact JAYCAR in Sydney.

ROTOR-CHORUS

Comprehensive two speed organ rotor simulator plus a three phase chorus generator on a single 8" x 5" pcb. The kit includes all components for mains operation and a stereo headphone driver pcb. Easily integrated with existing organ/amplifier system.

COMPONENT KIT £89.00

KEYBOARDS

Our Square Front Keyboards are chosen for their superior feel to the discerning musician whilst giving adequate physical strength for the high impact prying present in the Piano application.

**88 NOTE (A-C) £57.00
73 NOTE (F-F) £47.00
FIVE OCTAVE £38.00
FOUR OCTAVE £28.75**

EXPERIMENTERS

A number of our Sub Kits are of interest to Electronic Music and COMPUTER Experimenters. These include the 6502 based MICRO-CONTROLLER and Music system kit used in the BAND-BOX, plus a 49 note four pitch diode Keyswitch system. See our lists for Sub-Kit prices.

"THE ELECTRONIC BAND-BOX" CURRENTLY IN 'PRACTICAL ELECTRONICS'
COMPLETE KIT £289



£399 MANFD.

PRICES INCLUDE MASTER RHYTHM

A revolution in the field of Computer Music Generation!

4 MUSICIANS INSTRUMENT FOR: SOLOISTS - SINGERS - RECORDING - PRACTICE LIVE PERFORMANCE - COMPOSITION

The BAND-BOX provides an Electronic Backing Trio consisting of Drums, Bass, and a Chord Instrument (one of 16 Waveform/Envelope combinations), with the capacity to store over 3,000 User Programmable Chord Changes on more than 120 different Chords. Using advanced Microprocessor technology, Playback of 50-100 Scores can be executed in any Key and at chosen Tempo. Complete Music Pad is electronically Indexed and stored on secondary battery back-up. Facility exists for composition of Intro, Repeat Chorus, and Coda sections including Multiple Score Sequencing. Sockets are provided for Volume Pedal and Footswitch plus separate and mixed instrument Outputs. Total size 19" x 11" x 4 1/2" incorporating Master Rhythm.

THE Programmable DRUM MACHINE

(As Published in conjunction with 'Practical Electronics')

EIGHT TRACK PROGRAMMING / TWENTY FOUR PATTERNS / TWELVE INSTRUMENTS SEQUENCE OPERATION COMPLETE KIT £79.00 MANFD. £119.00



The Clef Master Rhythm is capable of storing 24 selectable rhythmic drum patterns, invented, modified, and entered by the Operator on to Eight Instrumentation tracks. A three position Instrumentation control expands the number of instruments available to twelve, grouped into sounds typical of playing with Drumsticks, Brushes, or Latin American Bongos and Claves. Sequence operation allows two rhythm sections to be coupled with the second (B) section appearing at four, eight or sixteen Bar repetition. All drums can be adjusted for level and resonance on internal controls to suit individual taste, thus producing good musical sounds in a battery driven unit 8 1/2" x 5" x 2 1/4".

CLEF PRODUCTS (ELECTRONICS) LIMITED

(Dept. P.E.) 44A Bramhall Lane South, Bramhall, Stockport, Cheshire SK7 1AH 061-439-3297

INTERESTED IN ELECTRONICS?

TRY A ZEDPACK! COMPONENTS AT A PRICE EVERYONE CAN AFFORD

- Z1 300 mixed 1/2 and 1/4 watt resistors £1-95
- Z2 150 mixed 1 and 2 watt resistors £1-50
- Z3 300 mixed capacitors, most types £3-95
- Z4 100 mixed electrolytics £2-20
- Z5 100 mixed polystyrene caps £2-20
- Z6 300 mixed printed circuit components £1-95
- Z7 300 mixed printed circuit resistors £1-45
- Z8 100 mixed miniature ceramic and plate caps £1-20
- Z10 25 assorted pots. £1-50
- Z11 25 assorted presets, skeleton etc. £1
- Z12 20 assorted vdr's and thermistors £1-20
- Z13 10 mixed hardware. Nuts, bolts self-lappers, sleeving, etc. £1-20
- Z14 100 mixed, new and marked, full spec. transistors. Pack includes: BC148, BF154, BF274, BC212L, BC238, BC184L, PBC108 and; or lots of similar types £4-95
- Z15 100 mixed diodes including: zener, power, bridge, signal, germanium, silicon etc. All full spec. £4-95
- Z16 20 1N4148 £1
- Z17 20 1N4003/10D2 £1
- Z18 20 assorted zeners, 1 watt and 400mw £1-50
- Z19 12 -125" TIL 209 RED. LED'S
- Z20 10 Assorted switches, including push button, slide, multipole, miniature etc. Fantastic value. £1-20.
- UHF MODULATORS**
Video in UHF out. Calibrated to channel 36 (625 line UHF) housed in metal box 2 1/2" x 2" x 1 1/2" with 9' coaxial lead, TV plug and connection data. £2-50 ea. 3 for £6.5.
200µA Miniature level/batt. meters, as fitted to many cassette recorders. 90p
Deluxe FIBREGLASS printed circuit etching kits.
Includes 150 sq. ins. of copperclad F/G board. 11b ferric chloride, (made for U.S. army to MIL SPEC.), 1 dato etch resist pen, abrasive cleaner, tweezers, etch resist dish and instructions. OUR PRICE £5-95. 11b of FeCl. £2-25.

To: "GEMINI ELECTRONIC COMPONENTS" DEPT PE "THE WAREHOUSE" SPEEDWELL ST. LONDON S.E.8.
Where shown. Send Cheque* or Postal Order. Plus 60p P&P. and 15% VAT. Please Quote ZED Code. *Schools etc. SEND OFFICIAL ORDER
ZED PACKS now available for Callers at 50 Deptford Broadway, London, S.E.8. Send large S.A.E. for fuller list.

- 100 Miniature reed switches. £2-30
- 100 Subminiature Reed Switches. £4-20
- SMALL MAGNETS**
With hole in 6 for £1
- P/B SWITCH BANKS**
These cost a fortune! Were made for various music centres. Includes Independent and interdependent latching types multi pole c/o etc. Can be modified. Can't be repeated. 3 Banks for £1, KNOBS for Switch Banks 10 for £1. Chrome or spun aluminium finish.
- MINIATURE MAINS TRANSFORMERS**
Top quality. Split bobbin construction will give 4-5V-0-4-5V at 250MA, 1 1/2" x 1 1/2" x 1 1/2", all sorts of uses. ONLY £1.3 for £2-50.
- PP3 Battery Connectors 10 for 50p.
- Miniature Press to Make Switches, Red knob. 3 for 50p.
- Subminiature S.P.C.O. Slide Switches. 6 for 50p.
- Miniature D.P.C.O. Slide Switches. 6 for 50p.
- Standard 2P. 3 Position Slide Switch. 4 for 50p.
- TB810P 7 Watt Amp. I.C. with circuits and data. only £1
- MFC8010 1 Watt I.C. with data and circuits. 60p, 2 for £1
- 555 Timers. 30p ea., 4 for £1
- 6A 100V Bridge Rectifier. Small. 80p ea.
- 2N3055H. RCA. 60p, 3 for £1.50
- 9 Section, Chrome on Brass Teletopic Aerial. Plugs into any 3-5mm socket. Approx 25" extended £1 each, 3 for £2.50.
- Hi Power Infra Red Transmitter 5mm LED. TIL 38 60p ea. 3 for £1-50.
- Crystal Clear 3mm LED'S very pretty Red, Green, Yellow. 10 of one colour £1. 10 of each £2-50.

ALTERNATOR RECTIFIERS
Make lovely 60 amp bridges. Ideal for High Power Battery Chargers. Type 4AF. Set of 4 (2 neg. case + 2 pos. case) £2.
Special Purchase enables us to offer Mullard C280 Polyester Capacitors (Liquorice Allsorts) at the unbeatable price of £2 for 100 mixed. £15 for 1000. These consist of factory clearance lots i.e. spillages, floor sweepings, cosmetic rejects etc. Also, Mullard Miniature Electrolytics. 200 mixed £2.

PARNDON ELECTRONICS LTD.

Dept. No. 21 44 Paddock Mead, Harlow, Essex. CM18 7RR. Tel: 0279 32700

RESISTORS: 1/4 Watt Carbon Film E24 range ± 5% tolerance. High quality resistors made under strictly controlled conditions by automatic machines. Bandlabeled and colour coded.
£1-00 per hundred mixed. (Min 10 per value)
£8-50 per thousand mixed. (Min 50 per value)
Special stock pack. 60 values. 10 off each £5-50

DIODES: 1N4148 3p each. Min order quantity - 15 items.
£1-60 per hundred

DIL SWITCHES: Gold plated contact in fully sealed base - solve those programming problems.
4 Way 86p each. 6 Way £1-00 each. 8 Way £1-20 each

DIL SOCKETS: High quality, low profile sockets.
8 pin - 10p. 14 pin - 11p. 16 pin - 12p. 18 pin - 19p. 20 pin - 21p.
22 pin - 23p. 24 pin - 25p. 28 pin - 27p. 40 pin - 42p.

ALL PRICES INCLUDE V.A.T. & POST & PACKING - NO EXTRAS
MIN. ORDER - U.K. £1 00 OVERSEAS £5 - CASH WITH ORDER PLEASE

RADIATION DETECTORS

BE PREPARED

VIEW THRU LENS



- THIS DOSIMETER WILL AUTOMATICALLY DETECT GAMMA AND X-RAYS
- UNIT IS SIZE OF FOUNTAIN PEN & CLIPS ONTO TOP POCKET
- PRECISION INSTRUMENT METAL CASED WEIGHT 20Z
- MANUFACTURERS CURRENT PRICE OF A SIMILAR MODEL OVER £25 EACH

FREE RE-CHARGE SERVICE AFTER PURCHASE

£6-95 inc VAT Post & Pack 60p

British design & manufacture. Tested & fully guaranteed Ex-stock delivery.

Henry's

404 EDGWARE ROAD, LONDON W2 1ED

MASTER ELECTRONICS NOW! The PRACTICAL way!


This new style course will enable anyone to have a real understanding of electronics by a modern, practical and visual method. No previous knowledge is required, no maths, and an absolute minimum of theory.

You learn the practical way in easy steps mastering all the essentials of your hobby or to start or further a career in electronics or as a self-employed servicing engineer.

All the training can be carried out in the comfort of your own home and at your own pace. A tutor is available to whom you can write personally at any time, for advice or help during your work. A Certificate is given at the end of every course.

You will do the following:


- Build a modern oscilloscope
- Recognise and handle current electronic components
- Read, draw and understand circuit diagrams
- Carry out 40 experiments on basic electronic circuits used in modern equipment
- Build and use digital electronic circuits and current solid state 'chips'
- Learn how to test and service every type of electronic device used in industry and commerce today. Servicing of radio, T.V., Hi-Fi and microprocessor/computer equipment.



New Job? New Career? New Hobby? Get into **Electronics** Now!

FREE!

COLOUR BROCHURE



Please send your brochure without any obligation to

I am interested in:

NAME _____

COURSE IN ELECTRONICS
as described above

ADDRESS _____

RADIO AMATEUR LICENCE

MICROPROCESSORS

LOGIC COURSE

OTHER SUBJECTS _____

POST NOW TO:

BLOCK CAPS PLEASE

PE/12/820

British National Radio & Electronics School Reading, Berks. RG1 1BR.

Sinclair ZX81 Personal Computer the heart of a system that grows with you.

1980 saw a genuine breakthrough – the Sinclair ZX80, world's first complete personal computer for under £100. Not surprisingly, over 50,000 were sold.

In March 1981, the Sinclair lead increased dramatically. For just £69.95 the Sinclair ZX81 offers even more advanced facilities at an even lower price. Initially, even we were surprised by the demand – over 50,000 in the first 3 months!

Today, the Sinclair ZX81 is the heart of a computer system. You can add 16-times more memory with the ZX RAM pack. The ZX Printer offers an unbeatable combination of performance and price. And the ZX Software library is growing every day.

Lower price: higher capability

With the ZX81, it's still very simple to teach yourself computing, but the ZX81 packs even greater working capability than the ZX80.

It uses the same micro-processor, but incorporates a new, more powerful 8K BASIC ROM – the 'trained intelligence' of the computer. This chip works in decimals, handles logs and trig, allows you to plot graphs, and builds up animated displays.

And the ZX81 incorporates other operation refinements – the facility to load and save named programs on cassette, for example, and to drive the new ZX Printer.



New BASIC manual

Every ZX81 comes with a comprehensive, specially-written manual – a complete course in BASIC programming, from first principles to complex programs.

Kit: £49.⁹⁵

Higher specification, lower price – how's it done?

Quite simply, by design. The ZX80 reduced the chips in a working computer from 40 or so, to 21. The ZX81 reduces the 21 to 4!

The secret lies in a totally new master chip. Designed by Sinclair and custom-built in Britain, this unique chip replaces 18 chips from the ZX80!

New, improved specification

- Z80A micro-processor – new faster version of the famous Z80 chip, widely recognised as the best ever made.
- Unique 'one-touch' key word entry: the ZX81 eliminates a great deal of tiresome typing. Key words (RUN, LIST, PRINT, etc.) have their own single-key entry.
- Unique syntax-check and report codes identify programming errors immediately.
- Full range of mathematical and scientific functions accurate to eight decimal places.
- Graph-drawing and animated-display facilities.
- Multi-dimensional string and numerical arrays.
- Up to 26 FOR/NEXT loops.
- Randomise function – useful for games as well as serious applications.
- Cassette LOAD and SAVE with named programs.
- 1K-byte RAM expandable to 16K bytes with Sinclair RAM pack.
- Able to drive the new Sinclair printer.
- Advanced 4-chip design: micro-processor, ROM, RAM, plus master chip – unique, custom-built chip replacing 18 ZX80 chips.



Built: £69.⁹⁵

Kit or built – it's up to you!

You'll be surprised how easy the ZX81 kit is to build: just four chips to assemble (plus, of course the other discrete components) – a few hours' work with a fine-tipped soldering iron. And you may already have a suitable mains adaptor – 600 mA at 9 V DC nominal unregulated (supplied with built version).

Kit and built versions come complete with all leads to connect to your TV (colour or black and white) and cassette recorder.



ter-



Available now - the ZX Printer for only £49.⁹⁵

Designed exclusively for use with the ZX81 (and ZX80 with 8K BASIC ROM), the printer offers full alpha- numerics and highly sophisticated graphics.

A special feature is COPY, which prints out exactly what is on the whole TV screen without the need for further instructions.

At last you can have a hard copy of your program listings - particularly

useful when writing or editing programs.

And of course you can print out your results for permanent records or sending to a friend.

Printing speed is 50 characters per second, with 32 characters per line and 9 lines per vertical inch.

The ZX Printer connects to the rear of your computer - using a stackable connector so you can plug in a RAM pack as well. A roll of paper (65 ft long x 4 in wide) is supplied, along with full instructions.

16K-byte RAM pack for massive add-on memory.

Designed as a complete module to fit your Sinclair ZX80 or ZX81, the RAM pack simply plugs into the existing expansion port at the rear of the computer to multiply your data/program storage by 16!

Use it for long and complex programs or as a personal database. Yet it costs as little as half the price of competitive additional memory.

With the RAM pack, you can also run some of the more sophisticated ZX Software - the Business & Household management systems for example.

How to order your ZX81

BY PHONE - Access, Barclaycard or Trustcard holders can call 01-200 0200 for personal attention 24 hours a day, every day.

BY FREEPOST - use the no-stamp-needed coupon below. You can pay

by cheque, postal order, Access, Barclaycard or Trustcard.

EITHER WAY - please allow up to 28 days for delivery. And there's a 14-day money-back option. We want you to be satisfied beyond doubt - and we have no doubt that you will be.

To: Sinclair Research Ltd, FREEPOST 7, Cambridge, CB2 1YY.

Qty	Item	Code	Item price £	Order Total £
	Sinclair ZX81 Personal Computer kit(s). Price includes ZX81 BASIC manual, excludes mains adaptor.	12	49.95	
	Ready-assembled Sinclair ZX81 Personal Computer(s). Price includes ZX81 BASIC manual and mains adaptor.	11	69.95	
	Mains Adaptor(s) (600 mA at 9 V DC nominal unregulated).	10	8.95	
	16K-BYTE RAM pack.	18	49.95	
	Sinclair ZX Printer.	27	49.95	
	8K BASIC ROM to fit ZX80.	17	19.95	
	Post and Packing.			2.95

Please tick if you require a VAT receipt

TOTAL £

*I enclose a cheque/postal order payable to Sinclair Research Ltd, for £

*Please charge to my Access/Barclaycard/Trustcard account no.

*Please delete/complete as applicable.

Please print.

Name: Mr/Mrs/Miss

Address:

FREEPOST - no stamp needed. Offer applies to UK only.

PRE 12

sinclair ZX81


6 Kings Parade, Cambridge, Cambs., CB2 1SN.
Tel: (0276) 66104 & 21282.

NEW

PRACTICAL ELECTRONICS - STEREO TUNER KIT

This easy to build 3 band stereo AM/FM tuner kit is designed in conjunction with Practical Electronics (July issue). For ease of construction and alignment it incorporates three Mullard modules and an I.C. IF. System.

FEATURES: VHF, MW, LW Bands, interstation muting and AFC on VHF. Tuning meter. Two back printed PCB's. Ready made chassis and scale. Aerial: AM - ferrite rod, FM - 75 or 300 ohms. Stabilised power supply with 'C' core mains transformer. All components supplied are to P.E. strict specification. Front scale size 10½" x 2½" approx. Complete with diagrams and instructions.



SPECIAL OFFER!

TUNER KIT PLUS:


- Matching I.C. 10+10 Stereo Power amplifier kit (usually £3.95 + £1.15 p&p)
- Mullard LP1183 built preamp. suitable for ceramic and auxiliary inputs (usually £1.95 + 70p p&p)
- Matching power supply kit with transformer (usually £3.00 + £1.95 p&p)

- Matching set of 4 slider controls complete with knobs for bass, treble and volumes (usually £1.70 + 80p p&p)

£21.95 plus £3.80 p&p.

ONLY

£17.95 plus £2.50 p&p.



STEREO AMPLIFIER KIT

- Featuring latest SGS/ATES TDA 2006 10 watt output IC's with in-built thermal and short circuit protection.
- Mullard Stereo Pre-amplifier Module.
- Attractive black vinyl finish cabinet, 9" x 8¾" x 3¾" (approx)
- 10+10 Stereo converts to a 20 watt Disco amplifier.

To complete you just supply connecting wire and solder. Features include din input sockets for ceramic cartridge, microphone, tape or tuner. Outputs - tape, speakers and headphones. By the press of a button it transforms into a 20 watt mono disco amplifier with twin deck mixing. The kit incorporates a Mullard LP1183 pre-amp module, plus power amp assembly kit and mains power supply. Also features 4 slider level controls, rotary bass and treble controls and 6 push button switches. Silver finish fascia with matching knobs and contrasting cabinet. Instructions available, price 50p. Supplied FREE with the kit.

£14.95
Plus £2.90 p&p.

SPECIFICATIONS: Suitable for 4 to 8 ohm speakers. Frequency response 40Hz - 20KHz. P.U. 150mV. Aux. 200mV. Mic. 1.5mV.

Tone controls

Bass ±12db @ 60Hz
Treble ±12db @ 10KHz
0.1% typically @ 8 watts
220 - 250 volts 50Hz

Distortion
Mains supply

STEREO MAGNETIC PRE-AMP CONVERSION KIT
Includes FREE Magnetic cartridge with diamond styli. All components including p.c.b. to convert your ceramic input on the 10+10 to magnetic. Only available with 10+10 amp. **£2.00** includes p&p.

8" SPEAKER KIT Two 8" twin cone domestic speakers. £4.75 per stereo pair plus £1.70 p&p, when purchased with amplifier. Available separately £6.75 plus £1.70 p&p.

PRACTICAL ELECTRONICS CAR RADIO KIT SERIES II

2 WAVE BAND
MW -- LW

- Easy to build
- 5 push button tuning
- Modern design
- 6 watt output
- Ready etched and punched PCB
- Incorporates suppression circuits.

All the electronic components to build the radio, you supply only the wire and the solder, featured in Practical Electronics March issue. Features: pre-set tuning with 5 push button options, black illuminated tuning scale. The P.E. Traveller has a 6 watt output neg. ground and incorporates an integrated circuit output stage, a Mullard IF Module LP1181 ceramic filter type pre-aligned and assembled, and a Bird pre-aligned push button tuning unit.

£10.50
Plus £2.00 p&p.

Suitable stainless steel fully retractable aerial (locking) and speaker (6" x 4" app.), available as a kit complete. **£1.95/pack.** Plus £1.15 p&p.



HIGH POWER AMPLIFIER MODULES


READY BUILT OR IN KIT FORM

	KIT	BUILT
125 WATT MODEL	£10.50 Plus £1.15 p&p	£14.25 Plus £1.15 p&p.
200 WATT MODEL	£14.95 Plus £1.15 p&p	£18.95 Plus £1.15 p&p.

SPECIFICATIONS:

	125 W Model	200 W Model
Max. output power (RMS)	125 watts	200 watts
Operating voltage (DC) Loads	50 - 80 max. 4 - 16 ohms	70 - 95 max. 4 - 16 ohms
Frequency response measured @ 100 watts	25Hz - 20KHz	25Hz - 20KHz
Sensitivity for 100 watts	400mV @ 47K	400mV @ 47K
Typical T.H.D. @ 50 watts, 4 ohms	0.1%	0.1%
Dimensions (both models)	205 x 90 and 190 x 36mm.	


The power amp kit is a module for high power applications - disco units, guitar amplifiers, public address systems and even high power domestic systems. The unit is protected against short circuiting of the load and is safe in an open circuit condition. A large safety margin exists by use of



generously rated components, result, a high powered rugged unit. The PC Board is back printed, etched and ready to drill for ease of construction and the aluminium chassis is preformed and ready to use. Supplied with all parts, circuit diagrams and instructions.

ACCESSORIES:

Suitable LS coupling electrolytic for 125W model	£1.00 plus 25p p&p.
Suitable LS coupling electrolytic for 200W model	£1.25 plus 25p p&p.
Suitable mains power supply unit for 125W model	£7.50 plus £3.15 p&p.
Suitable Twin transformer power supply for 200W model	£13.95 plus £4.00 p&p.



30+30 WATT STEREO AMPLIFIER

Viscount IV unit in teak simulate cabinet, silver finished rotary controls and pushbuttons with matching fascia, mains indicator and stereo jack socket. Functions switch for mic magnetic and crystal pickups, tape and auxiliary. Rear panel features fuse holder, DIN speaker and input socket 30+30 watts RMS, 60+60 watts peak. For use with 4 to 8 ohm speakers. Size 14¾" x 10" approx. **£32.90** Plus £3.80 p&p.

PHILIPS BELT DRIVE RECORD PLAYER DECK GC037

(Size: 15¾" x 12¾" approx.) HiFi record player deck, 2 speed, damped cueing, auto shut-off, belt drive with floating sub chassis to minimise acoustic feedback. Complete with GP401 stereo magnetic cartridge

LIMITED STOCK.

UNBEATABLE OFFER AT

£27.50

COMPLETE


Plus £3.16 p&p.



MONO MIXER AMPLIFIERS



50 WATT Six individually mixed inputs for two pick ups (Cer. or Mag.), two moving coil microphones and two auxiliary for tape, tuner, organs, etc. Eight slider controls - six for level and two for master bass and treble, four extra treble controls for mic and aux inputs. Size: 13¾" x 6½" x 3¾" app. Power output 50 watts R.M.S. (continuous) for use with 4 to 8 ohm speakers. Attractive black vinyl case with matching fascia and knobs. Ready to use. **£39.95** Plus £3.70 p&p.



100 WATT

Brushed Aluminium fascia and rotary controls. Size: approx. 14" x 4" x 10¼". Five vertical slider controls, master volume, tape level, mic level, deck level, PLUS INTERDECK FADER for perfect graduated change from record deck No. 1 to No. 2, or vice versa. Pre fade level controls (PFL) lets YOU hear the next disc before fading it in. VU meter monitors output, 100w RMS output (200w peak). **£76.00** Plus £4.60 p&p.



CALLERS ONLY

323 Edgware Rd, London W2. Tel: 01-723 8432.

Open 9.30am - 5.30pm. Closed all day Thursday.

Persons under 16 not served without parents

authorisation.

ALL PRICES INCLUDE VAT AT 15%.

MAIL ORDER ONLY

218 HIGH STREET, ACTON, W3 6NG.

Note: Goods despatched to UK-postal addresses only.

For further information send for instructions 20p plus stamped addressed envelope.

All items subject to availability. Prices correct at 1/10/80 and subject to change without notice. RTVC Limited reserve the right to update their products without notice.

THE CB INDUSTRY

By the time this is published the UK will have its very own CB band. It is, of course, quite impossible for us to foresee just how things will turn out and just how useful the band will be. What is perhaps significant at this time is the lack of British made rigs. Although manufacturers are expecting to sell many tens of thousands of rigs each, before Christmas, almost without exception all the 27MHz rigs will be imported. The exception is of course our own *PE Ranger 27FM* designed for PE by Mike Tooley and David Whitfield and for which Autumn Products (Modus Systems) are the appointed kit supplier; Autumn are now also manufacturing PE Rangers.

There are a number of obvious reasons why British manufacturers are unable to build competitively priced rigs in the UK but one restriction, that is not so well known outside the industry, is that import duty has to be paid on components but is not levied on complete equipment. However, it is very pleasing to note that at least two UK manufacturers are proposing to make rigs for the 934MHz band. This shows that UK companies can be competitive

on products where the market is smaller and where the retail unit cost is higher, giving more flexibility on profit margins.

Some of the bigger companies are claiming that they will totally dominate the UK CB market but we doubt that this will happen within the first year, if ever. There are many manufacturers investing large amounts and none of them will be prepared to back out quickly.

QUALITY

What we must also wait and see is the technical quality of the products. Because it was first, and a kit, the PE Ranger has attracted much attention on its ability to meet the Home Office specification and of course our designers have been fully aware of this; hence the additional information in the article this month. What we will soon know is just how much attention manufacturers have paid to ensuring all their rigs meet the Home Office performance specification.

We also await with interest the fate of those who continue to use illegal a.m. or a.m./f.m. CB rigs; it is rumoured that the radio regulatory department

are planning to clamp down heavily on illegal use. This would seem sensible as they have been avoiding the protests on interference by advising injured parties that everything will change when the legal system is introduced; it certainly won't unless they prevent the continued use of a.m. equipment.

NEWS

No doubt many readers will be looking for their first rig, be it for 27 or 934MHz; with this in mind we are putting together a four page guide to available legal rigs, which will be published as a pull-out next month. Once again this does not mean PE will be going over to CB, but the new rigs are news and we hope the pull-out will interest most readers.

As we mentioned in *News and Market Place* last month, the PE Ranger was shown on TV and the *PE Bandbox* has also attracted media interest, being put through its paces for many radio programmes by the designer Alan Boothman.

Mike Kenward

EDITOR

Mike Kenward

Gordon Godbold ASSISTANT EDITOR

Mike Abbott TECHNICAL EDITOR

David Shortland PROJECTS EDITOR

Jasper Scott PRODUCTION EDITOR

Jack Pountney ART EDITOR

Keith Woodruff ASSISTANT ART EDITOR

John Pickering SEN. TECH. ILLUSTRATOR

Isabelle Greenaway TECH. ILLUSTRATOR

Colette McKenzie SECRETARY

Editorial Offices:

Practical Electronics,
Westover House,
West Quay Road, Poole,
Dorset BH15 1JG
Phone: Editorial Poole 71191

We regret that lengthy technical enquiries cannot be answered over the telephone (see below).

Advertising Offices:

Practical Electronics Advertisements,
King's Reach Tower,
King's Reach, Stamford Street, SE1 9LS
Telex: 915748 MAGDIV-G

Make Up/Copy Dept.: 01-261 6601

ADVERTISEMENT MANAGER

SECRETARY

AD. SALES EXEC.

CLASSIFIED SUPERVISOR

D. W. B. Tilleard } 01-261 6676

Christine Pocknell }

Alfred Tonge 01-261 6819

Barbara Blake 01-261 5897

Technical Queries

We are unable to offer any advice on the use or purchase of commercial equipment or the incorporation or modification of designs published in Practical Electronics.

All letters requiring a reply should be accompanied by a stamped, self addressed envelope and each letter should relate to one published project only.

Components and p.c.b.s are usually available from advertisers; where we anticipate difficulties a source will be suggested.

Back Numbers

Copies of some of our recent issues are available from: Post Sales Department (Practical Electronics), IPC Magazines Ltd., Lavington House, 25 Lavington Street, London SE1 0PF, at 95p each including Inland/Overseas p&p.

Binders

Binders for PE are available from the same address as back numbers at £4.30 each to UK or overseas addresses, including

postage and packing, and VAT where appropriate. Orders should state the year and volume required.

Subscriptions

Copies of PE are available by post, inland or overseas, for £13.00 per 12 issues, from: Practical Electronics, Subscription Department, Oakfield House, Perrymount Road, Haywards Heath, West Sussex RH16 3DH. Cheques and postal orders should be made payable to IPC Magazines Limited.

NEWS &

Edited by David Shortland
& Jasper Scott

BBC: 'far from disappointed'

Following our headline in the October issue of News and Market Place concerning the BBC disappointment over the response to their Electronics and Microelectronics School Radio Course we were very pleased to hear from Mr Arthur Vials, the producer of School Broadcasting Radio.

Mr Vials tells us that since our headline the response has been overwhelming with the teachers' notes (supplied on the basis of one set per applicant) now in their third reprint and to date 2500 copies have been dispatched. This means that the penetration into the secondary school market has been between 30 and 40 per cent.

Orders for the kits which accompany the programmes are now coming in at the

rate of 60 a day and with the film strips also having to be reprinted it would appear that many schools have taken up the challenge.

Full details of how to obtain the kits and film strips are included in the teachers' notes which are available from Electronics and Microelectronics BBC School Radio, 1 Portland Place, London W1A 1AA on receipt of a s.a.e. with a 20p stamp.

ULTIMATE TIMER...

The CT5000 from TK Electronics is a timer kit which has 18 programmable time sets and 4 independent 2A mains outputs with zero voltage switching.

The 12hr 0.5in display will give day of the week, a.m./p.m. and output status indication. A battery back-up facility saves stored programmes and continues time



keeping during power failures.

The unit is programmed by a 20 function keypad which includes programme verification button.

The timer kit is priced at £45.00 plus VAT and is available from TK Electronics, 11 Boston Road, London W7 3SJ (01-579 9794).

SOLAR CAMERA

The Ricoh camera company have recently announced the XR-S Solar powered camera which utilises two solar panels containing 20 solar cells mounted on each side of the pentaprism housing. These solar cells extend the life of a 31V silver oxide battery developed by Ricoh, for an estimated five years.

When first shown at Photokina '80, it was questioned as to whether it would need to be exposed to sunlight to charge the camera's battery, however, it can be effectively charged under white light as well as sunlight and if the light level is too low for the solar cells to operate the battery will work for up to four hours when fully charged.

CHEAP TWEET!

Any reader who is planning to build a pair of speaker units or update old speakers will be interested to learn that RT-VC are offering Goodmans soft-dome tweeters (shown below) at a very competitive price. The tweeters can be used in systems handling up to 40 watts and are priced at £3.50 each plus £1.75 p&p, or £5.95 per pair plus £2.40 p&p. Filter components are included in the prices. RT-VC, 21b High Street, Acton, London W3 6NG.



POINTS ARISING ...

INGENUITY UNLIMITED (Nov. '81)

In the circuit diagram of the O-99s photographic timer, the centre tap of the mains transformer is shown connected to the positive supply rail. It should be connected to the negative.

HOROLOGICUM (Oct. '81)

There is an error in Table 1, the MM5309 pin-outs. The pin-out functions of 15-28 should be reversed. I.e. Pin 15—Positive Supply and Pin 28—Display Enable.

Also, on page 22, column 2, 4th line from bottom should read: 1MHz instead of 1.03MHz.

MICROPROMPT (July '81)

Line 60 in Noel Caffrey's "HECDEC" program should read: S9 = MID9 (A9, I, 1) etc.,

MARKET PLACE

Items mentioned are available through normal retail outlets unless otherwise specified. Prices correct at time of going to press.


Briefly...

Bernard Babani, publishers of technical books on most subjects in the field of electronics inform us that their 1982 catalogue is now available. The 32 page catalogue lists books for both beginners and those with a wide knowledge of the subject. It is available free to readers who send a large s.a.e. to: Bernard Babani (Publishing) Ltd., The Grampians, Shepherds Bush Road, London W6 7NF. (01-603 2581).

The business of A. Marshall (London) Ltd. at 40 Cricklewood Broadway, London NW2 has now changed hands and will be trading in the future as Cricklewood Electronics Ltd. Customers are invited to phone 01-452 0161 for details of stock and prices as a catalogue has yet to be printed. A. Marshall continue to trade from Kingsgate House and Edgware Road.

The latest 64 page Bi-Pak catalogue is now available from Bi-Pak Semiconductors, The Maltings, 63A High Street, Ware, Herts., on receipt of £1.00 including p&p.

PCB SERVICE AIDS



New from Tele-Production Tools are six aids specially designed for use on printed circuit boards. The set comprises three double ended tools which includes a stainless steel brush for removing resin and oxidization etc. from p.c.b.s, a fork for forming component leads and wire wrapping, a knife for cutting tracks and a scraper for cleaning leads. Also included is a hook for removing components after de-soldering and a reamer for opening p.c.b. holes.


The tools which are fully insulated are housed in a plastic case and cost £3.74 including VAT and p&p.

Tele-Production Tools Ltd., Stirton House, Electric Avenue, Westcliff-on-Sea, Essex. (0702 35219).

MODULAR LIGHTING SYSTEM

L&B Electronic have introduced a versatile range of modular power dimmers for use in portable and fixed lighting rigs. Four types of module are available to suit particular systems, with facilities to preset channels, on multi core lines, master dim, "kill" and provide logic compatibility with other lighting units. A single supply/reference board can supply up to 50 various units making it feasible to construct a lighting board with just the required number of channels, saving considerable cost over complete manufactured systems. Prices range from around £7 to £20, with substantial discounts on quantity orders.

A product sheet with prices is available on request. L&B Electronic, 45 Wortley Road, West Croydon, Surrey. Tel: 01-689 4138.



Countdown...

Please check dates before setting out, as we cannot guarantee the accuracy of the information presented below.

IFSEC (Fire & Sec.) Nov. 17-19. RDS Dublin. V

Compec Nov. 17-20. Olympia London. Z1

BEX Plymouth Nov. 18-19. Holiday Inn. K

Intron Nov. 24-26. RDS Dublin. V

Continuous events at Nat. Micro & Elect. Centre. L1

1982

IDEA (Domestic appliances) Jan. 12-14. Birmingham. B6

OEM Assemblies Feb. 2-4. Royal Hort. Halls London. T

BEX Bristol Feb. 3-4. K

BEX Bournemouth Feb. 17-18. K

Microsystems Feb. 24-26. West Centre Hotel London. Z1

Seminex Mar. 29-Apr. 2. Imperial College London. H1

B6 Andry Montgomery Ltd. ☎ 01-486 1951

E Evan Steadman, Saffron Walden ☎ 0799 22612

H1 Seminex Ltd., Tunbridge Wells ☎ 0892 39664

K Douglas Temple, Bournemouth ☎ 0202 20533

L1 World Trade Centre ☎ 01-488 2400

T Trident, Tavistock ☎ 0822 4671

V SDL ☎ Dublin 763871

Z1 IPC Exhibitions, Sutton ☎ 01-643 8040

What would you give an Engineer interested in learning about microprocessors?

Our microprocessor course...

gives you this fully assembled micro-processor development system. It is just one component in our new, practical, home-study course for engineers.

The course focuses on product design to give you a thorough grounding in the use of microprocessors by taking you step-by-step from customer specification to final production design.

Without assuming any detailed knowledge of electronics or computing on your part, the course shows you how to approach system design, hardware and software development, prototype evaluation and final production.

As well as working through five specially prepared books, and familiarising yourself with a file of manufacturers' data sheets and brochures, you will carry out experiments designed to give you valuable practical experience with your microcomputer.

Complete with user manual and experiment books, it interfaces with your own TV set and cassette recorder. You also get a prototype development board with such peripherals as a small DC motor, temperature sensor, optodetector and loud-speaker - which you learn to drive with the microcomputer.

The course is completely self-contained, and not linked to any broadcasts, correspondence tuition, seminars or residential courses. You work at home in your own time and at your own pace to complete the course. At £395 the course offers you the perfect opportunity to gain practical microprocessor experience.

Send the coupon for further details - no stamp needed. Or phone 0908 79058

(24 hour answer service)



Please send me your brochure

The Open University

The Open University, FREEPOST, P.O. Box 188, Sherwood House, Milton Keynes, MK3 6HH

The Open University, FREEPOST,
P.O. Box 188, Sherwood House,
Milton Keynes, MK3 6HH

Name

Address

Post code

kn5



INDUSTRY NOTEBOOK

By Nexus



Pioneers

Viewed in the context of the general economic climate, electronics has enjoyed a remarkable year. But 1981 also saw the passing of two pioneers who in different ways furthered the growth of the industry.

P. A. G. H. Voigt did as much as any one man could to popularise the concept of high-fidelity sound reproduction in the 1930s. The Voigt corner horn loudspeaker system was an outstanding achievement and was not only uncanny in its sound realism but had remarkable acoustic efficiency. So much so that at a Radiolympia exhibition of the period, when each exhibitor was allowed 100 milliwatts of audio from a central amplifier, the sound volume from Paul Voigt's exhibit was so markedly louder than neighbouring stands complained he must be cheating. In fact for domestic use only three watts, obtained from a single triode output valve, was more than enough to deafen the listener.

Of course the Voigt corner horn would hardly do in today's small box-like rooms. It was designed in and for a more spacious age. The speaker itself was a massive unit with a huge electromagnet which was powered from the a.c. supply. And there was a heavy concrete block at the base of the horn unit. He also developed a moving coil pick-up, probably the first ever, which gave us, even with those old 78r.p.m. discs, a glimpse of future fidelity yet to come.

Paul Voigt emigrated to Canada in 1950 where he died earlier this year at the age of 80. He started his career in audio in 1922 and retired in 1970.

Dr Trevor Lloyd Wadley, a South African scientist and inventor, died in Natal at the early age of 61. It was he who came to England in the early 1950s canvassing a new idea for a very stable communications receiver. He visited all the major companies and was told it was too complicated to manufacture. Scraping the bottom of the barrel he was introduced to a tiny company, almost a back-street concern, who not only showed interest but bought the licence to

manufacture. The company was Racal Engineering and the end result was the world-beating RA 17 communications receiver incorporating the principle of the Wadley-Loop drift-cancelling circuit.

The rest is history. The RA 17 was the breakthrough for the company which we now know as the Racal Electronics Group. But Dr Wadley did more than help put Racal on the ladder to success. He also invented the Tellurometer, a radio-based distance measuring system for survey work. Unlike the Wadley Loop which has now been superseded by frequency synthesis, the Tellurometer is still in production and has earned a great deal of money over the years for Plessey, the British licensee.

Wadley and Voigt both left their mark in the history of electronics. Their passing, one in South Africa, the other in Canada, reminds us that electronics as an applied science knows no boundaries and grows inexorably through cross-fertilisation of brilliant minds.

Neston

Nothing more clearly showed up the chaotic structural state of British trade unionism than the establishment of Marconi's new factory at Neston. Looking at industries like printing and automobile manufacture in which a multiplicity of separate, often competing, unions are involved, with consequent demarcation disputes and frequent walk-outs, it seems sensible to have all workers in a plant in a common union.

In the case of Neston, which manufactures torpedoes calling for a variety of engineering disciplines, the workers could not agree that any single existing union could adequately represent the totality of the workforce.

So, by popular vote, there will be no union at all. Instead a works council of workers and management.

This simple, almost obvious, solution has been described as a new shop-floor industrial revolution. Or is it plain common sense opting for concord rather than discord? This happened before Marconi was awarded, subject to price negotiations, the contract for the heavyweight torpedo for the Royal Navy said to be worth £500 million.

Mercifully, the electronics industry has always escaped the worst excesses of industrial relations. Of course it has every advantage. Continued growth generates none of the bitterness of workers in stagnating or declining industries. A forced redundancy in electronics is not automatic relegation to the 'scrap heap'. Unlike static industries such as ship building or mining it is not geographically limited and mobility is accepted as natural by the ambitious either through promotion within a company or change of employer.

In short, there is none of the rigidity of the older industries. And there are almost daily start-ups by small entrepreneurial teams, fired by enthusiasm and who constantly refresh the industry while, at the same time, the pace of technological advance maintains interest and presents ever-new challenges. The industrial climate of

electronics enjoying rude health encourages constructive co-operation towards further success and this contagious enthusiasm appears to work at all levels.

Expansion

1982 already looks a bumper year for expansion. Plessey, whose first quarter results suggest £100 million pretax profit in the year ahead, are to build a new Telecommunications Engineering Centre on their site at Edge Lane, Liverpool. Six storeys high, it will accommodate 700 engineering personnel and will cost £2.5 million. The production plant is also to receive investment in redesign and new equipment to fit it to changing technology. All this confirms Plessey commitment to Merseyside. As a quid pro quo the workforce of some 4,000 is being asked to accept what Plessey describes as 'major changes in working practices and productivity'.

Then there's Mitel who, before their 100,000sq. ft plant at Caldicot, South Wales, was completed, have already decided to triple the size and could be employing 2,000 people by the end of next year. Mitel will be making ICs and thick film microcircuits as well as assembling PABX microprocessor controlled telephone exchanges one of which, re-engineered to UK standards, is being promoted by British Telecom under the name Regent.

Systime, making microcomputers on a site on the outskirts of Leeds, has a planned £46 million investment which initially should create some 450 jobs with further phases over three years taking the total up to a possible 1,000.

These investments top up Motorola's £60m, NEC's £40 million and H-P's £12 million mentioned in this column last month. Not a bad score in just two months and reflecting confidence in the future.

Exports, too, remain lively. Marconi Marine, in a depressed shipping market, are to provide all the communications equipment for eight deep sea cargo vessels for Pakistan being built at the Gdansk yards in Poland. And Thorn Consumer Electronics has won a £2 million order for Ferguson TX colour TV kits for assembly in Greece. Cable & Wireless has also been active in Greece, winning a £4 million contract for communications equipment.

The defence market continues buoyant both at home and overseas. Thus we note an order for £2.5 million worth of electronic warfare equipment from the Argentine Navy for 'Racal-Decca Defence Systems, while sister company Racal-Decca Marine Radar has contracted for £0.5 million worth of radar to the Swedish Navy. And Racal-Decca Survey has a £5 million order from the Royal Navy for electronic positioning systems for mine-hunting operations.

In avionics, companies such as Plessey, Ferranti and Smiths should have a good share in the big British Aerospace/McDonnell Douglas deal for the Anglo-US AV-8B advanced Harrier jump-jet which in total could top £1 billion over five years. Good news, too, from British Aerospace in its first year of de-nationalisation achieving record turnover and profits.

SPACE EVADERS

Tom Gaskel
B.A.(HONS)ELEC.ENG.

THE problem with many small self-contained electronic games is that they are too easily beaten, or their interest and entertainment value seems to diminish rather rapidly after an initial enthusiasm! Computer based games gain in sophistication, but are often too large, complex or expensive to be a realistic proposition. However, in between these two extremes comes SPACE EVADERS! Simple enough to be built with standard CMOS logic devices in a small portable case, but difficult and frustrating enough when played to keep you occupied for hours.

As in the case of many other 'Space games', EVADERS is a battle between alien and human, the latter using missiles to defend himself against the former. The alien flies along from left to right, over and over again, dipping downwards towards the missile base on each pass. The missile is launched initially from a position very close to the alien's path. After launching, the missile moves slowly upwards with a 'bleep' noise. If it hits the alien, there is an explosion sound effect, and the missile jumps back one position, i.e. one step further away from the alien. 'Hitting' is achieved by having the missile arrive in the way of the alien's flight path just as the alien gets there. If the missile misses, it returns to its previous starting position. Gradually, as more and more hits are scored on the alien, the missile moves further away from the alien's path until a successful hit from the most distant missile base wins the game; the alien stops dead and a dull drone can be heard. The number of missiles fired is counted and displayed on a numerical readout in order that scores can be readily compared.



DIFFICULTIES!

On every fourth pass of the alien over the missile base it drops a bomb (which makes a 'dull bleep' sound) on the missile. This terminates any missile attack that is currently under way, and moves the missile one position back towards the alien flight path, i.e. away from that final winning position! The alien and missile speeds are independently adjustable; the missile normally travels fairly slowly, so the game becomes more difficult the further its starting position is from the alien. As if that wasn't enough, the really nasty part of the game, and the reason why it's a space EVADER, is that the alien doesn't fly at a constant rate, but at random! There is a subtle amount of speeding up and slowing down (even stopping dead sometimes) from the normal set speed. Hence the 'frustration' aspect of the game, because just as a missile is right on course for him, he can jump past it, or even stop in his tracks, and it misses again!

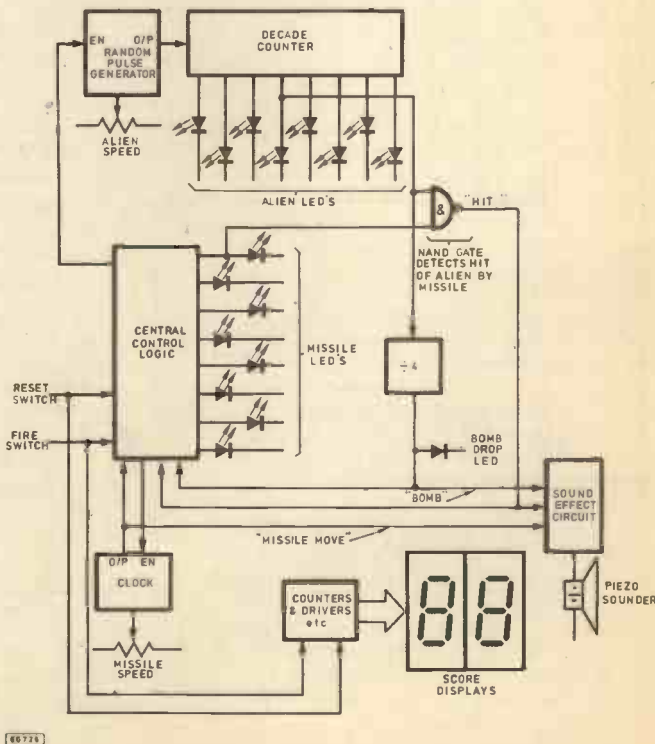


Fig. 1. Block diagram

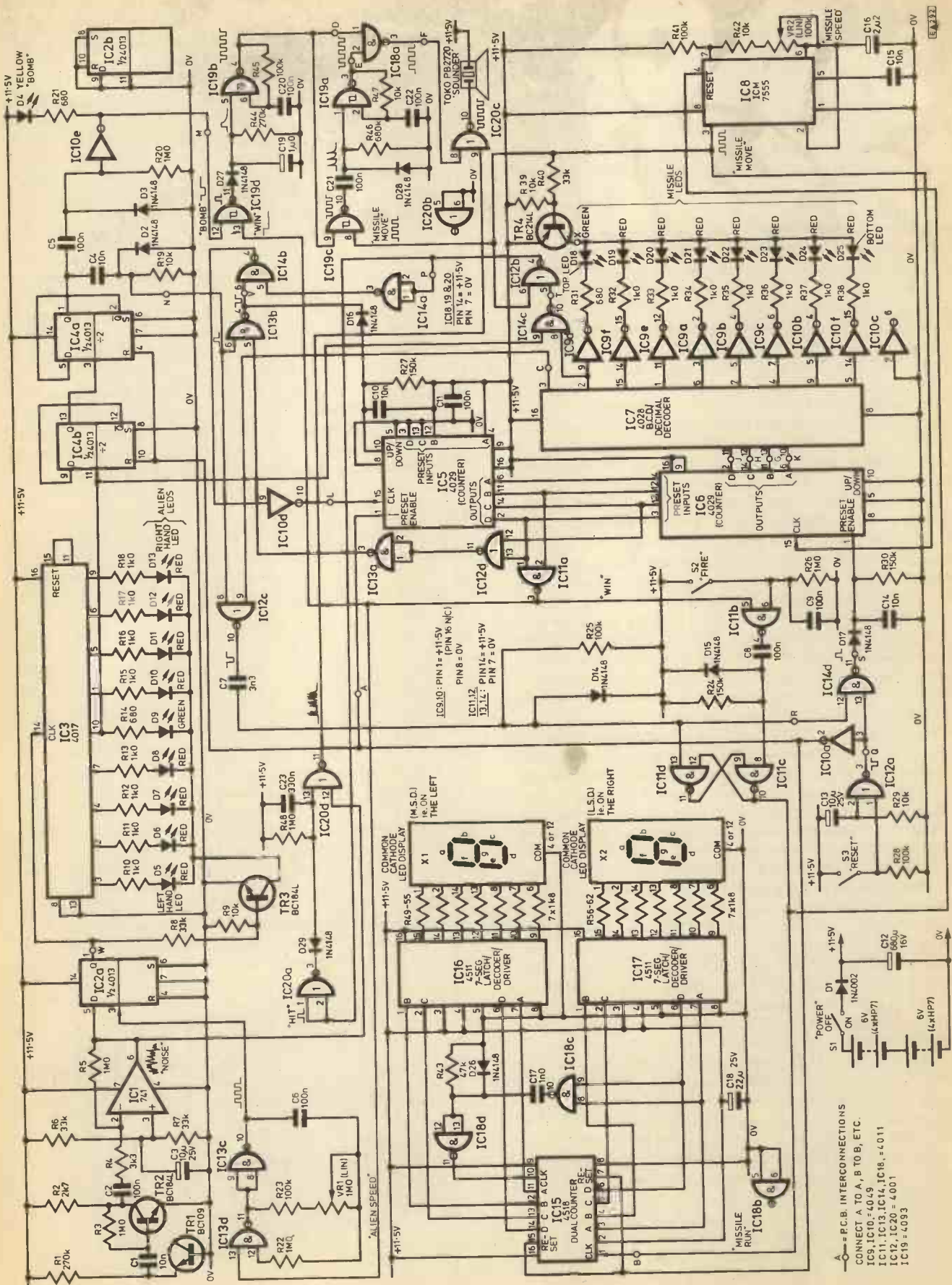


Fig. 2. Complete circuit diagram

Two 7-segment I.e.d. displays show the score, with the alien and missiles being indicated by discrete I.e.d.s; mostly red, but with the centre alien and top missile I.e.d.s being green. (These are the ones that must be lit together at the same time to score a hit.) The design principles for this project have or will be covered in our Digital Design Techniques series, so for greater detail on the design of the circuitry refer to these articles. However, we can look now at the design of the circuit in fairly general terms, with the assistance of the block diagram shown in Fig. 1 and the circuit diagram shown in Fig. 2.

CIRCUIT DESCRIPTION

The circuitry can be divided up into three different areas: the control circuit, the scoring circuit, and the sound effects circuit. Let's start by considering the control circuit, as this comprises the main part of the project.

The alien's path is indicated by a row of I.e.d.s, D5 to D13, which are lit sequentially by IC3, a decade counter which is connected to reset itself at the end of each sequence. Hence, the I.e.d.s give the impression of a continuously moving light. The common cathodes of the I.e.d.s are taken to 0 volts via TR3, which is turned on and off by the clock input signal to IC3. Each I.e.d. is turned on for a short period, then off again, and then a short time elapses before the next I.e.d. lights, giving the impression of the alien 'jumping along'.

TR1, TR2 and IC1 form a random noise generator, fully described in this month's Digital Design Techniques. The random noise signal feeds the 'D' input of D-type flip-flop IC2a, which is clocked by the very low frequency oscillator formed by IC13c and IC13d. At every positive clock transition the logic state of the random noise signal is fed to the Q output, and depending on its state the Q output may, or may not, change state. Because the Q output clocks IC3, this gives the pseudo-randomness to the alien I.e.d. movement. Some control of the alien's speed can be given by VR1 (setting the oscillator frequency), since this determines the rate at which the random noise is sampled.

The illumination of the missile I.e.d.s is considerably more complicated than of the alien's! Basically, they are controlled by IC6, an up/down presettable binary counter, which has its binary outputs decoded into decimal by IC7, and then uses the inverter drivers of IC9 and IC10 to sink current from, and illuminate, the I.e.d.s. IC6 is clocked by IC8 a 7555 CMOS timer connected as a very low frequency oscillator, with frequency controlled by VR2. At each clock pulse of IC8, the counter IC6 (which is hard wired to always count DOWN) counts down by one, and hence illuminates the I.e.d.s in the sequence, one at a time. Note that the highest count corresponds to D25, i.e. the lowest I.e.d. in the missile chain. So, as the counter counts down, the missile appears to move upwards towards the alien I.e.d.s. TR4 gates the I.e.d.s on and off in a similar way to TR3 and the alien I.e.d.s. This not only gives the impression of jumping of the I.e.d., but also (more importantly) makes it much more difficult to hit the alien!

The alien is 'hit' when output pin 10 of IC3 (the alien's green I.e.d.) is at logic 1 at the same time as D18 is lit (the missile's green I.e.d.). This condition is detected by IC14c, the output of which is then enabled by IC12b from IC8; this ensures that the alien can only be hit when the missile I.e.d. is actually illuminated. The output of IC12b is inverted, then passes through IC14b and is inverted again by IC10d (we'll look at the action of IC14b pin 6 later), which provides the clock to IC5, another presettable up/down counter. IC5 is used to determine the starting position for the missile which, of course, advances by one for every alien hit, but decreases by one for every bomb dropped. For the moment let's assume that the up/down control pin 10 is at logic 1 (i.e.

count up) and hence as soon as an alien is hit, IC5 counts up by one. The outputs of IC5 feed into the preset inputs of IC6, and the IC6 outputs are forced to this preset condition when the missile 'run' is completed; IC7 pin 3 (the last decoded output of IC6) goes to logic 1, which feeds via IC12c to the pulse deriving network of C7, D14 and R25, then via IC14d to the pulse stretching network of D17, C14 and R30, and then to the preset enable pin 1 of IC6. So, when the missile has finished moving towards the alien, it moves to a position determined by IC5. For every alien hit the IC5 count increases by one, so each time the missile hits the alien it jumps back one position before starting its next run.

A missile is fired at the alien by pressing S2, a simple push-to-make switch, contact de-bounced by R26 and C9. This logic signal passes to the pulse deriving network of R24, D15 and C8 via IC11b, and then to the cross-coupled latch (or 'bistable') formed by IC11c and IC11d. This causes IC11c pin 10 to go to logic 1, forcing IC8 pin 4 (the reset pin) to go high, which enables IC8 and allows the missile to start 'moving'. As mentioned above, at the end of the missile's run IC7 pin 3 goes to logic 1 which then passes via IC12c to the pulse deriving network of C7, D14 and R25. This causes the latch to be set into the opposite state, i.e. IC11 pin 10 goes to logic 0, which resets IC8 and stops the missile from moving forwards towards the alien.

THE BOMB

At every fourth pass of the alien over the missile base it drops the bomb. IC3 pin 10 is the output which is at logic 1 when the alien is in its central position, so this is passed through IC4b and IC4a, both connected as divide-by-two circuits. Hence, pin 1 of IC4a goes to logic 1 for every four output pulses from IC3 pin 10. C5, D3 and R20 form a pulse deriving network to illuminate the bomb I.e.d., D4, via IC10e and R21. C4, R19 and D2 form a similar network with a much shorter time period, the pulse from which passes to IC12c and IC13b. Via IC12c it stops the missile and presets IC6 in exactly the same way as IC7 pin 3 going to logic 1 does. Via IC13b it passes to IC14b, IC10d and then to the clock of IC5 in the same way as a 'hit signal' does. Also, it causes the up/down control to IC5 (pin 10) to go to logic 0 via the pulse stretching network of D16, C10 and R27. Since the pulse derived by C4, R19 and D2 is much shorter in duration than the pulse stretched period of D16, C10 and R27, the up/down control is still at logic 0 (count down) when the clock input goes back to logic 1, so IC5 counts DOWN by one, moving the missile one position nearer the alien because of the preset enable pulse applied to IC6. Note that these timing delays have to be introduced between the up/down control and the clock to avoid hazards being



COMPONENTS . . .

Resistors

R1, R44	270k (2 off)
R2	2k7
R3, R5, R20, R22, R26, R48	1M0 (6 off)
R4	3k3
R6, R7, R8, R40	33k (4 off)
R9, R19, R29, R39, R42, R47	10k (6 off)
R10, R11, R12, R13, R15, R16, R17, R18, R32, R33, R34, R35, R36, R37, R38	1k0 (15 off)
R14, R21, R31	680 (3 off)
R23, R25, R28, R41, R45	100k (5 off)
R24, R27, R30	150k (3 off)
R43	47k
R46	680k
R49, R50, R51, R52, R53, R54, R55, R56, R57, R58, R59, R60, R61, R62	1k8 (14 off)

All resistors $\frac{1}{2}$ or $\frac{1}{4}$ watt 5% carbon

Potentiometers

VR1	1M0 lin
VR2	100k lin

Capacitors

C1, C4, C10, C14, C15	10n polyester (5 off)
C2, C5, C6, C8, C9, C20, C21, C22	100n polyester (8 off)
C3, C13	10 μ 25V electrolytic (2 off)
C7	3n3 ceramic
C11	100n 30V disc ceramic
C12	680 μ 16V electrolytic
C16	2 μ 2 35V tantalum bead
C17	1n ceramic
C18	22 μ 25V electrolytic
C19	1 μ 35V tantalum bead
C23	330n polyester

Semiconductors

D1	1N4002
D2, D3, D14, D15, D16, D17, D26, D27, D28, D29	1N4148 (10 off)
D4	yellow l.e.d. (0.125in)

D5, D6, D7, D8, D10, D11, D12, D13, D19, D20, D21, D22, D23, D24, D25	red l.e.d. (0.125in) (15 off) green l.e.d. (0.125in) (2 off) common cathode red l.e.d. 7- segment display (2 off) 0.3in Maplin type 4 (FR38R)
D9, D18	BC109
Displays X1, X2	BC184L (2 off) BC214L 741 (8 pin) 4013 CMOS dual D-type flip- flop (2 off) 4017 CMOS decade counter 4029 CMOS presettable binary up/down counter (2 off) 4028 CMOS BCD to decimal decoder ICM 7555 CMOS timer 4049 CMOS HEX inverter/ buffer (2 off) 4011 CMOS quad NAND gate (4 off) 4001 CMOS quad NOR gate (2 off) 4518 CMOS dual BCD counter 4511 CMOS 7-segment latch/ decoder/driver (2 off) 4093 CMOS quad Schmitt NAND gate
TR1	
TR2, TR3	
TR4	
IC1	
IC2, IC4	
IC3	
IC5, IC6	
IC7	
IC8	
IC9, IC10	
IC11, IC13, IC14, IC18	
IC12, IC20	
IC15	
IC16, IC17	
IC19	

Miscellaneous

- 1 off TOKO PB 2720 PIEZO SOUNDER (available from AMBIT)
- 1 off each p.c.b.
- S1—Double pole miniature toggle switch
- S2, S3—Momentary pushbutton switches (2 off)
- 2 off battery holders with connecting leads (each 4 x HPT)
- 1 off Global Specialties 'DESIGN MATE' case DMC—1
- 1 piece of red tinted gelatine or perspex (see text)
- 2 off suitable knobs for the two potentiometers, mounting pillars, screws, etc., for the p.c.b.s. (6BA threaded pillars are suggested)
- Sticky fixers.

created; this was covered extensively in this month's Digital Design Techniques article.

If the missile is already at the nearest starting position it can get to the alien (D19 is lit) then we don't want to move it at all when a bomb is dropped. IC12d detects this condition, which corresponds to a binary count of 0011. The output of IC12d is inverted, and then disables IC13b, preventing any counting down of IC5.

WINNING AND RESETTING

When you've finally moved the missile to its bottom l.e.d. position, D25, and then subsequently hit the alien from this position, the game is won. The output of IC5 becomes binary number 1010, which is detected by IC11a. The output of IC11a disables the "FIRE" switch S2 via IC11b and stops the alien by disabling the oscillator formed by IC13d and IC13c.

Power-on reset is provided by C13, R29 and IC12a. Manual reset, via S3, can also be applied in the same way. The reset pulse out of IC12a pin 3 is inverted by IC10a and used to reset the two flip-flops of IC4, and to preset enable

IC5, the preset inputs of which are connected to give a binary count of 0011; this corresponds to the missile l.e.d. D19 being lit, and is the starting condition for the game. The reset pulse also passes through IC14d and the pulse stretching network, then to the preset enable pin of IC6, and hence the whole system is set up to start a new game.

SCORING

The scoring circuit comprises the two 7-segment displays, IC15, IC16, IC17, IC18c and IC18d. IC15 is a dual BCD counter, with asynchronous cascading between the two halves being arranged by detecting the 1001 output of the first counter (i.e. the number 9) with IC18c, then when this count changes to 1010, pin 10 of IC18c goes back to logic 1, so via the pulse deriving network of C17, D26 and R43 and inverter IC18d, this is used to clock the second counter which is arranged to trigger a negative edge. IC16 and IC17 are 7-segment latch/decoder/drivers, although in this application the latching facility is not used. The BCD inputs are

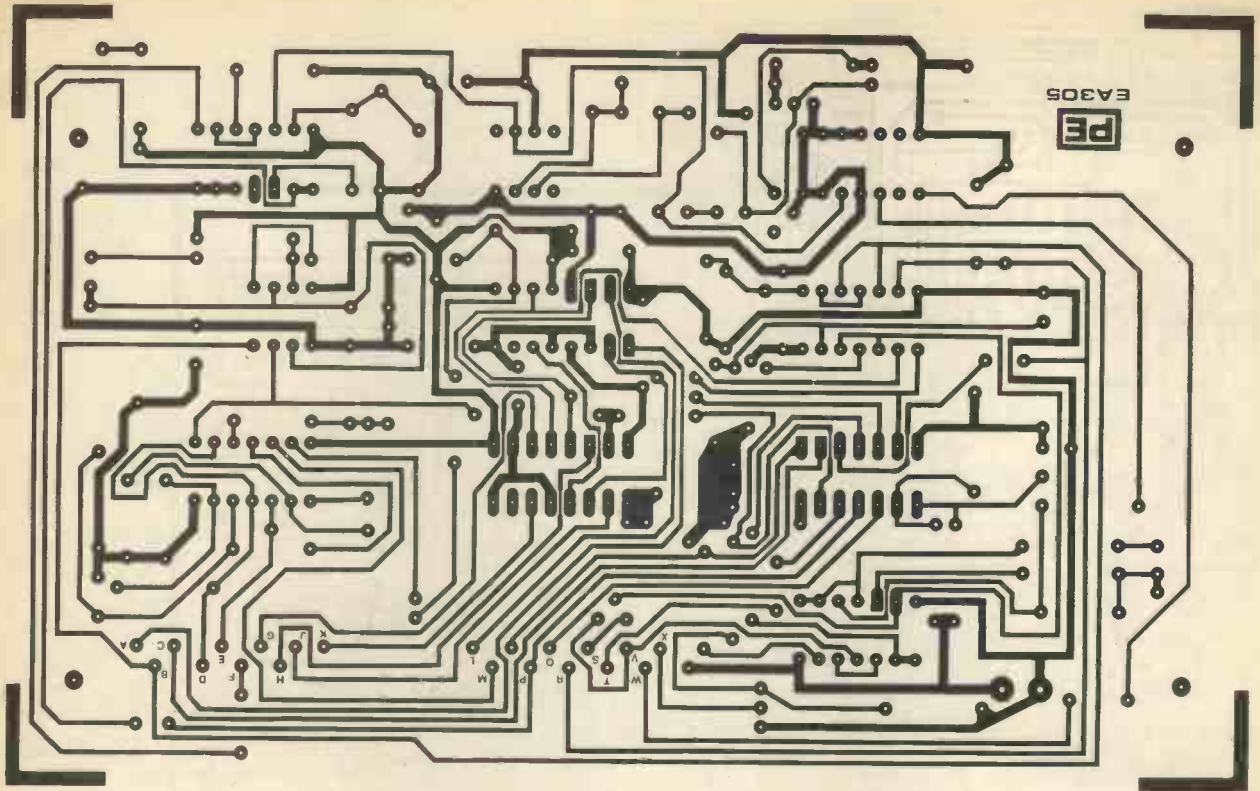


Fig. 3. P.c.b. design

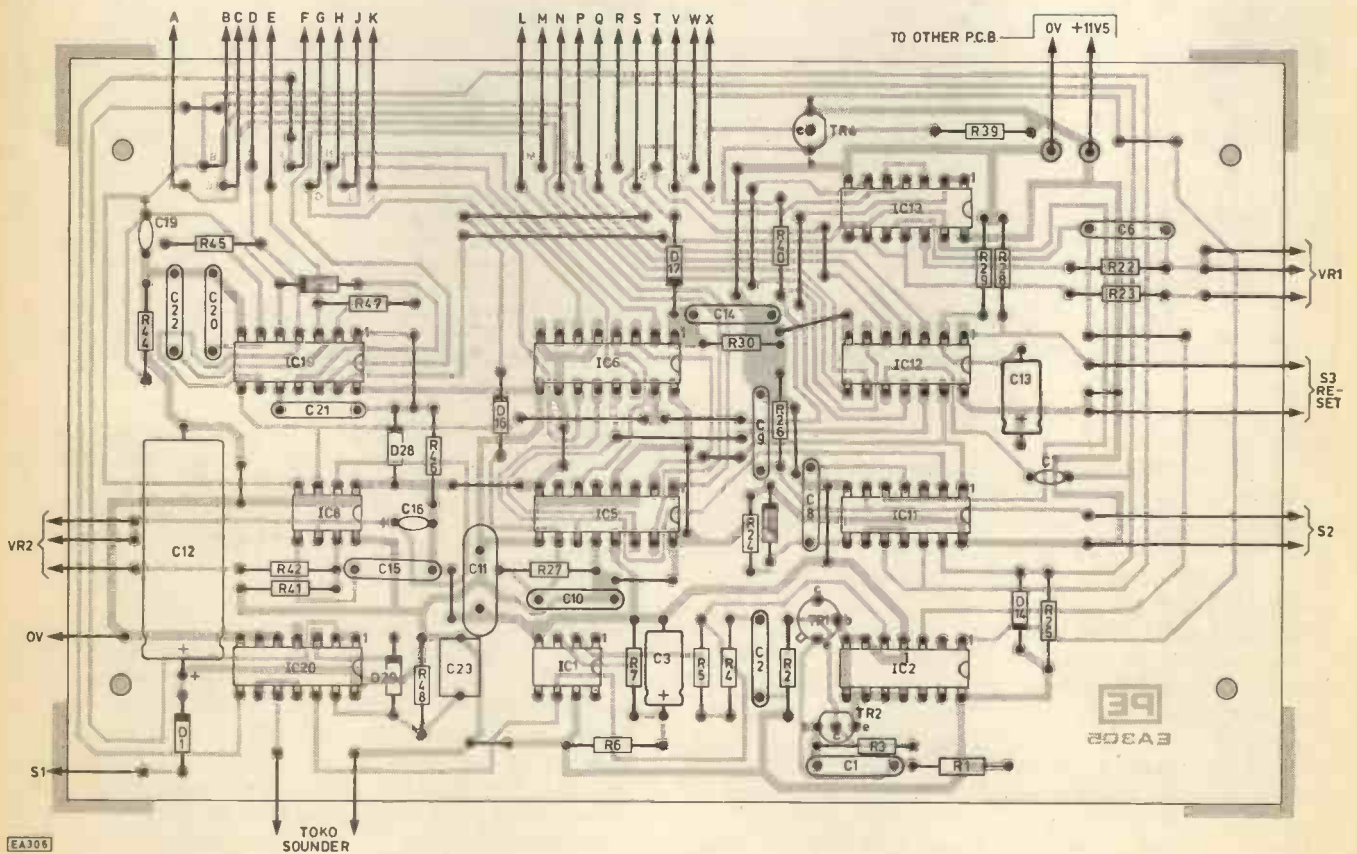


Fig. 4. Component layout

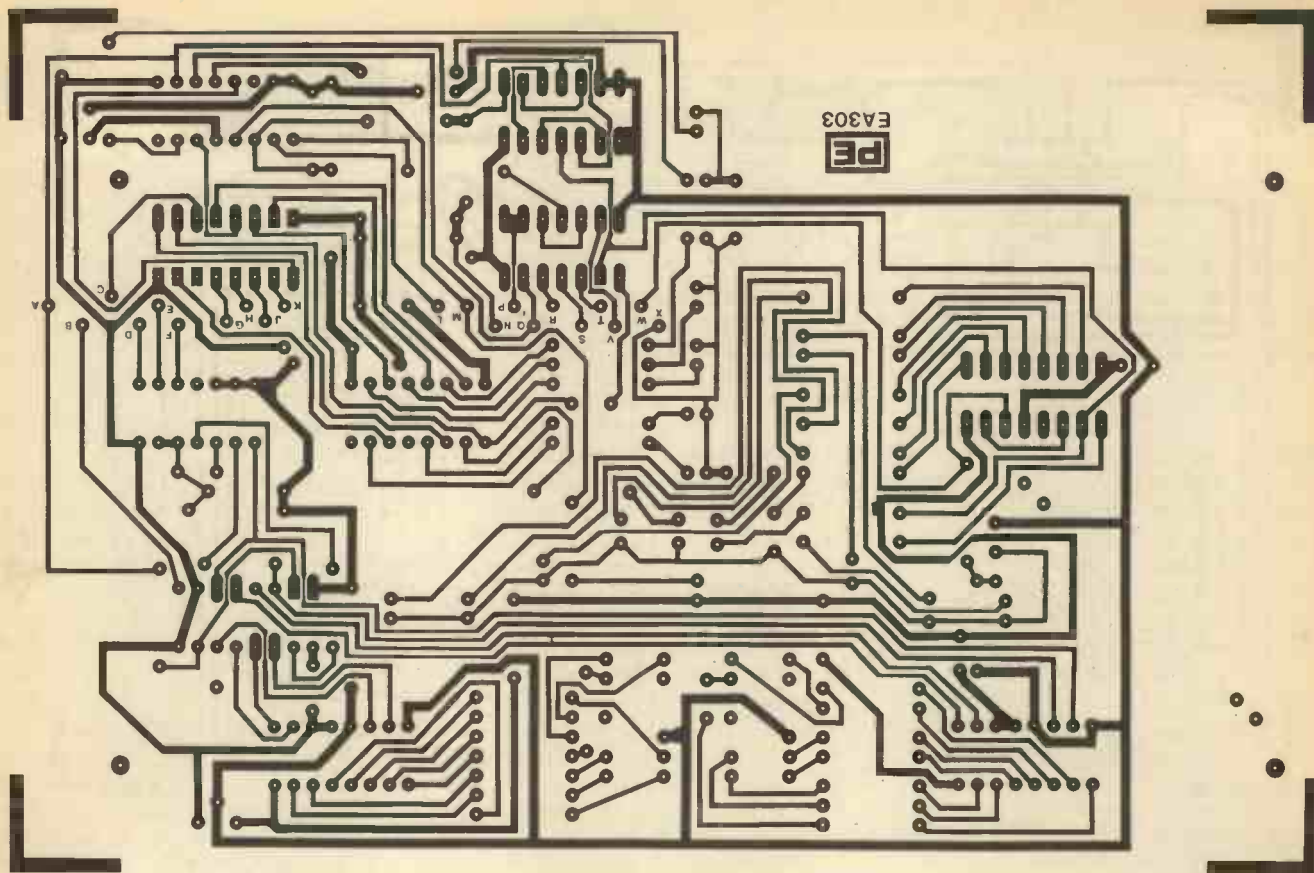


Fig. 5. P.c.b. design

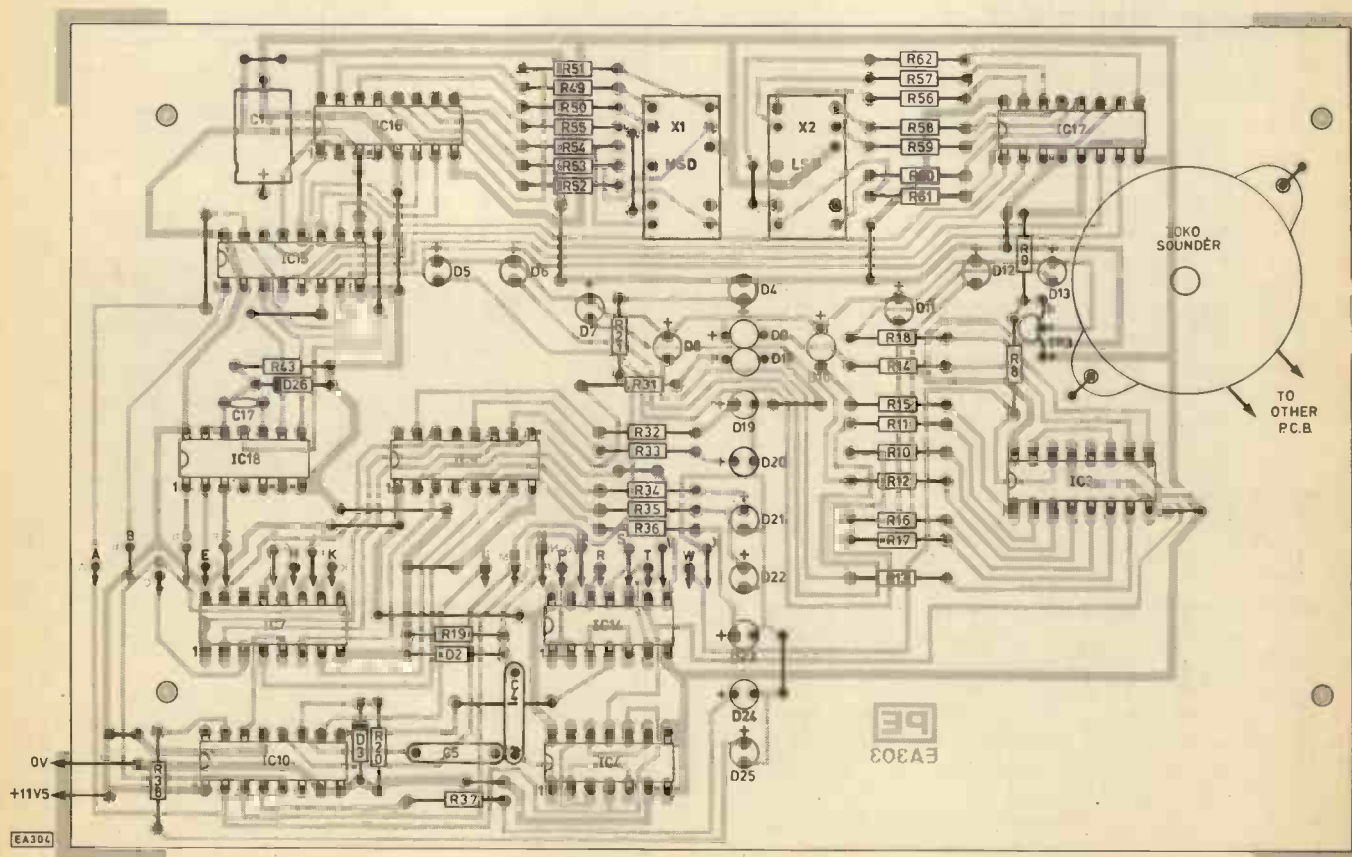


Fig. 6. Component layout

converted to 7-segment output codes (on pins 9 to 15) which drive the displays via current limiting resistors. The two counters are reset by the control circuit's reset pulse, and the first counter is clocked by the output of the latch formed by IC11c and IC11d. (Because of the latching action this point is completely bounce free; the output of IC11b pin 4 would not be as bounce free, and could give false counting, so was not used even though it might seem to be a more likely point to take the scoring from.)

SOUND EFFECTS

The raucous noises generated by this game can all be blamed on the TOKO sounder used! This is a cheap piezo loudspeaker which can be driven directly from a CMOS gate (it has a very high impedance) yet gives relatively high sound levels. The alien hit explosion sound is generated by gating on the noise output of IC1 by the 'hit signal' pulse stretched by D29, R48 and C23. (IC20a is included to prevent any problems caused by feeding the 'hit signal' directly into the pulse stretching network.)

Every movement of the missile is indicated by deriving a short pulse from the output of IC8 using the network of C21, D28 and R46 (and via IC19c), and using this to gate on and off a medium frequency audio oscillator formed by IC19a, R47 and C22. This gives out a short 'squeak' for each missile movement. The circuit is disabled, though, whenever the bomb is dropped or an overall win occurs, to allow these other sounds to take precedence, via IC19c pin 9.

The bomb and overall win sounds are both the same low frequency audio tone generated by IC19b, with R45 and C20. The oscillator is gated on and off via a pulse stretcher circuit formed by D27, C19 and R44. In the case of a bomb dropping only a short tone is heard, but in the case of an overall win the tone is continuous until the game is reset or switched off. IC18a and IC20c serve merely to combine the various effects and feed them to the sounder.

Finally, D1 provides protection against incorrect connection of the batteries, and C11, C12 and C18 decouple the power supplies to help stop transients from affecting circuit operation. Note that a high battery voltage is needed for the unit (12 volts) in order that a satisfactory noise voltage can be obtained from the reverse biasing of the TR1 junction. Although a 9 volt battery could be used, it would require special selection of TR1 to find a transistor with a particularly high noise voltage. If preferred, a simple mains power supply could be added, either squeezed directly into the unit or as a separate 'battery eliminator'. Part 2 of the Digital Design Techniques series (September '81) showed a suitable circuit; any voltage from 12 to 15 volts will work very well indeed. Whatever power supply is being used, make sure that it never exceeds 15 volts under any circumstances, or change C12 to a 25 volt type and make sure that the supply never exceeds 18 volts.

CONSTRUCTION

The components should be soldered to the p.c.b.s as shown in Figs. 4 and 6. Leave the integrated circuits until last, don't touch their pins with your hands, and use an earthed soldering iron. The l.e.d.s and displays sit well up off the p.c.b. surface, not flat down, and should be adjusted in height off the board to suit the spacers and fixings used. The displays will be visible through a 'window' in the case, and the l.e.d.s will fit directly through holes in the front panel. The piezo sounder should be fixed to its p.c.b. using short wire links fixed through its mounting holes. (Flying leads connect it to the other p.c.b.)

The two p.c.b.s should be wired together using ribbon cable, jumper strip, or just discrete wire links as preferred. Join point A to A, B to B etc. The battery holder connectors, potentiometers, and switches can also be wired up at this

point using adequate lengths of flexible stranded wire. (A spare pin on the power switch S1 can be used to anchor this joint between the two battery holder connector wires.) The case should be drilled to take the switches, pots, mounting pillars for the p.c.b., the l.e.d.s and a rectangular cutout should be made to allow viewing of the 'score' displays. This cutout should have a piece of red tinted plastic or perspex glued behind it to improve visibility and contrast of the 7-segment displays. Note that the l.e.d. holes must be ACCURATELY drilled to match the positioning of the l.e.d.s on the p.c.b.; it is easy to damage l.e.d.s by too much bending of their legs, so be careful!

Lettering and symbols should then be applied to the case. The p.c.b.s, joined together and with pillars fitted, should be offered up to the case, screwed in, and the switches and pots added. The battery holders should be fixed to a suitable position in the case using 'sticky fixers'.

The SPACE EVADERS game is now finished. If it seems that the noise source is not operational (no logic level changes at IC2a pin 5) try changing TR1, or lowering the value of R4 to 1k Ω , and make sure that the supply voltage is as high as it is supposed to be. If no l.e.d.s come on at all, it is possible that they've all been inserted into the p.c.b. the wrong way round, so check this before proceeding. To test the action of the game, it is usually best to set the alien speed to minimum, and the missile speed to the maximum.

There are many potential changes, modifications, and variations possible on the basic theme of this game. Naturally the more complex it becomes, the more likely it is that a dedicated microprocessor would prove easier to use than discrete logic. However, at the level shown it is fairly easy and economical to build, and the alien seems to be sufficiently difficult to beat that even die-hard enthusiasts of 'that other' alien space game find it an absorbing deviation!

Build a pair of DALESFORD D speakers

The Dalesford D has enjoyed consistently good reviews and is acknowledged to be one of the best compact loudspeakers available. It is now offered in kit form at a considerable saving over the assembled speaker.



The kit includes complete and finished cabinets, grille foam, wadding, drive units, crossovers, etc. - everything, in fact, to make a pair of excellent compact loudspeakers.

Suitable for amplifiers of 20 - 70 watts
Size: 340x220x265mm. Finish: Walnut/black foam.

Price: £69.95 VAT per pair plus carriage £3.95 inc.



0625 529599

35/39 Church Street, Wilmslow, Cheshire SK9 1AS



Lightning service on telephoned credit card orders!



Multimeter OFFER

KIT

£19.95

ASSEMBLED

£23.95



INCLUDING V.A.T. POSTAGE & PACKING

The DP2010 is a development of the DP200 Multimeter (featured in PE May 1981) aimed at giving reasonable specification at remarkable value for money. The instrument is available ready-assembled and calibrated, or in kit form for home assembly. All parts (except PP3 battery and test leads) are supplied including clear assembly and calibration details. The DP2010 features 6 functions and 21 measurement ranges, with a high contrast 12.5mm l.c.d. readout for extended battery life.

SPECIFICATION

FUNCTIONS: Volts (d.c.) 1mV–500V, 4 ranges; accuracy 1% ±1 digit. **Current** (d.c.) 1µA–1000mA, 4 ranges; accuracy 1% ±1 digit—5% ±1 digit @ 1000mA. **Volts** (a.c.) 1mV–500V, 4 ranges; accuracy 2% ±5 digit. **Current** (a.c.) 1µA–1000mA, 4 ranges; accuracy 2% ±5 digit—7% ±5 digit @ 1000mA. **Resistance** 1R–2000k, 4 ranges; accuracy 1% ±1 digit. **Diode Test** 2V range; accuracy 1% ±1 digit. **DISPLAY:** 12.5 l.c.d. **INPUT IMPEDANCE:** 10MΩ. **BATTERY TYPE:** PP3, 2mA typical consumption. **POLARITY INDICATION:** Automatic. **LOW BATTERY INDICATION:** Automatic. **OVERRANGE INDICATION** "1" at most significant digit with other digits suppressed. **INPUT TERMINALS:** Standard 4mm.

IMPORTANT NOTE: This is a genuine Special Offer, and it is essential that all orders are accompanied by a coupon (or a copy) appearing on this page. This offer ends strictly on 1.2.1982 (UK orders) and 1.3.1982 (Overseas). The Special Offer prices including VAT & p&p give big savings on the normal 1-off Lascar prices.

For overseas orders £2.00 (Europe) or £5.00 (all other areas) must be added to cover Air Mail Delivery.

To: Lascar Electronics Ltd., Unit 1, Thomasin Rd., Burnt Mills, Basildon, Essex SS13 1LH. Tel. 0268 727383

Please send me DP2010(s) @ £23.95 each
..... DP2010 Kit(s) @ £19.95 each

I enclose P.O./Cheque/Access No
Value
Make cheques payable Lascar Electronics Ltd.

Name

Address

Please allow 21 days for delivery
OFFER CLOSES 1st FEBRUARY 1982

Name

Address

From: Lascar Electronics Ltd., Unit 1, Thomasin Rd., Burnt Mills, Basildon, Essex SS13 1LH. Tel. 0268 727383

Complete both parts of the coupon in BLOCK CAPITALS

PE Car Computer...

P. MacFarlane Part 1

THIS computer (shown actual size below) is able to provide the following digital information in either imperial or metric units.

Current or average speed and m.p.g., distance travelled, remaining distance possible on fuel left, average speed needed for remaining distance to meet an arrival time, acceleration and deceleration times between any two preset speeds, fuel used during acceleration, average m.p.g. during acceleration, distance covered including standard distance times and fuel used and provides instant and average fuel costs.

MODES OF OPERATION

There are three basic modes of operation:

Indicating mode. This is used to display such things as current or average speed, or distance travelled.

Remainder mode. The unit can perform simple calculations such as remaining distance, remaining distance possible on the amount of fuel left, average speed required for the remainder of a journey in order to arrive in the time allowed, and so on.

Start-stop or programmed mode. This is used for acceleration timing and the like.

There is also provision to drive a combination lock ignition cut out which will be described later.

INDICATING MODE

To cause the unit to display one of the functions listed above the buttons 1 to 5, simply press that button. 'Time' is 'elapsed time' not time of day, the latter would require the unit to be on power even with the car engine off. This will read out in hours and minutes up to 19 hours 59 minutes and in decimal hours for longer times. The other functions read over three ranges depending on the value. 'Fuel Use' is either miles per gallon or litres per 100 kilometres.

Pressing 'Average/Low' causes the unit to read average rather than instantaneous values if the function selected is 'Speed' or 'Fuel Use', and to read 1000 times the value if the function is 'Fuel' or 'Distance'. When the function selected is 'Time', the unit reads in minutes and seconds or seconds and tenths. The main use for the low operation is for reading the

low values obtained during start-stop operation. To indicate low or average, a colon shows by the 'function' digit.

'Reset' sets the time, fuel and distance stores to zero and introduces the averages.

'Hold' causes the total and instantaneous stores to be held at their current values and an 'H' to show in the function digit. It is still possible to change functions using keys 1 to 6 so the conditions at the moment the 'Hold' button was pressed can be examined. 'Run' cancels 'Hold' and returns to normal operation.

REMAINDER MODE

The 'Remaining' key can be used to calculate values based on previously entered information as follows.

'Remaining' followed by 'Time', 'Fuel' or 'Distance' causes the value digits to read the entered quantity minus the measured quantity. If a further key 1 to 3 is pressed, the digits show the value of the first function based on the remaining second and the ratio of the two. For example, pressing 'Remaining', 'Fuel', 'Distance' gives the amount of fuel required for the remaining distance assuming the same average fuel use. 'Remaining', 'Distance', 'Fuel' is the distance possible with the remaining fuel and so on. The function digit always shows the units of the value digits. There are nine such remaining calculations possible.

'Remaining', 'Speed' calculates remaining distance divided by remaining time, which is the average speed now required to complete the distance in the time allowed. Similarly with remaining fuel use.

To revert to normal use, press 'End' followed by the function now required, or the function twice. The unit will perform the equivalent of pressing the 'End' button eight seconds after the last button was pressed, unless in the hold condition.

The quantities required for a journey are entered into the unit by pressing 'Enter', followed by the key for the function to be entered (1 to 3), followed by the number, followed by 'End'. Thus to enter 25½ miles, press 'Enter', 'Distance', 2, 5, ., 5, 'End'. The 'End' is needed to indicate that a subsequent key is not a number, but see previously about automatic 'End'.



Numbers entered this way are not affected by 'Reset' or changes in the totalising stores, so if the same journey is to be done, the numbers need not be re-entered. To examine a number press 'Enter', followed by the key for the quantity to be examined. The previously entered number will now appear in the result digits and can be modified as before using the number digits, or left the same by pressing 'End'.

START-STOP MODE

The unit can be programmed to reset its stores when the display reads a certain number and to go to the hold condition at another number. Either number can be zero in which case the unit will not reset until the display reads just above zero or will not hold until the display becomes zero.

To enter the number the unit is required to reset at, press 'Enter', 'Start' (same as 'Reset'), followed by the number, followed by 'End'. Similarly the stop number can be entered using 'Stop' ('Hold'). 'Enter', 'Stop' sets a start-stop request flag in the unit, but the start-stop mode does not become active until 'Run' is pressed, indicated by a 'P' in the function digit. During start-stop operation the sample rate for instantaneous values is increased up to eight times per second.

Suppose it is required to test the acceleration of the car from 0 to 50 miles per hour, the sequence is as follows. Press 'Enter', 'Start', 0, 'End', 'Enter', 'Stop', 5, 0, 'End'. The unit is then set to read 'Speed', the car driven to where the test is to be carried out, stopped (for long enough for the display to go to zero), then 'Run' pressed. As soon as the car starts moving the total stores will be reset to zero, and when the speed exceeds 50 miles per hour, the unit will go to the hold condition. Press 'Time', 'Low' to see the acceleration time, 'Fuel', 'Low' the amount of fuel used and so on. 'Speed'

shows the speed at which the unit stopped, which will be just over 50. 'Speed', 'Average' the average speed, and so on.

This is a very good way to tune a car as the best compromise between performance and economy can be found quite quickly. The setting for ignition timing that gives the best performance also gives best economy, and up to a point the richer the mixture the better the performance at the expense of economy and vice-versa.

It is possible to start and stop on any function, thus a standing $\frac{1}{4}$ mile test can be done starting at zero and stopping at .25, reading 'Distance' (or stopping at 250 reading 'Distance' and 'Low'). Make sure though that 'Reset' is pressed before 'Run' when stationary. If starting and stopping on a time, this time must be expressed in decimal hours.

Pressing 'Reset' when in the start-stop mode will start the unit without waiting for the start condition. Similarly the unit can be stopped early by pressing 'Hold'. Going to the hold condition, manually or automatically, clears the start-stop mode. To repeat a test using the same figures press 'Enter', 'Stop', 'End', 'Run'.

The start number can be greater than the stop number, used, for example, for braking tests. The display must be reading more than the start number when the 'Run' button is pressed, and obviously the wheels must not skid.

It is interesting to repeat the distance tests accelerating both fiercely and gently, work out the difference in time taken and the difference in cost of fuel used, to obtain cost/time and compare that with how much you feel your time is worth to you.

'F.Cal' and 'D.Cal' are used for calibrating the unit for metric or imperial use.

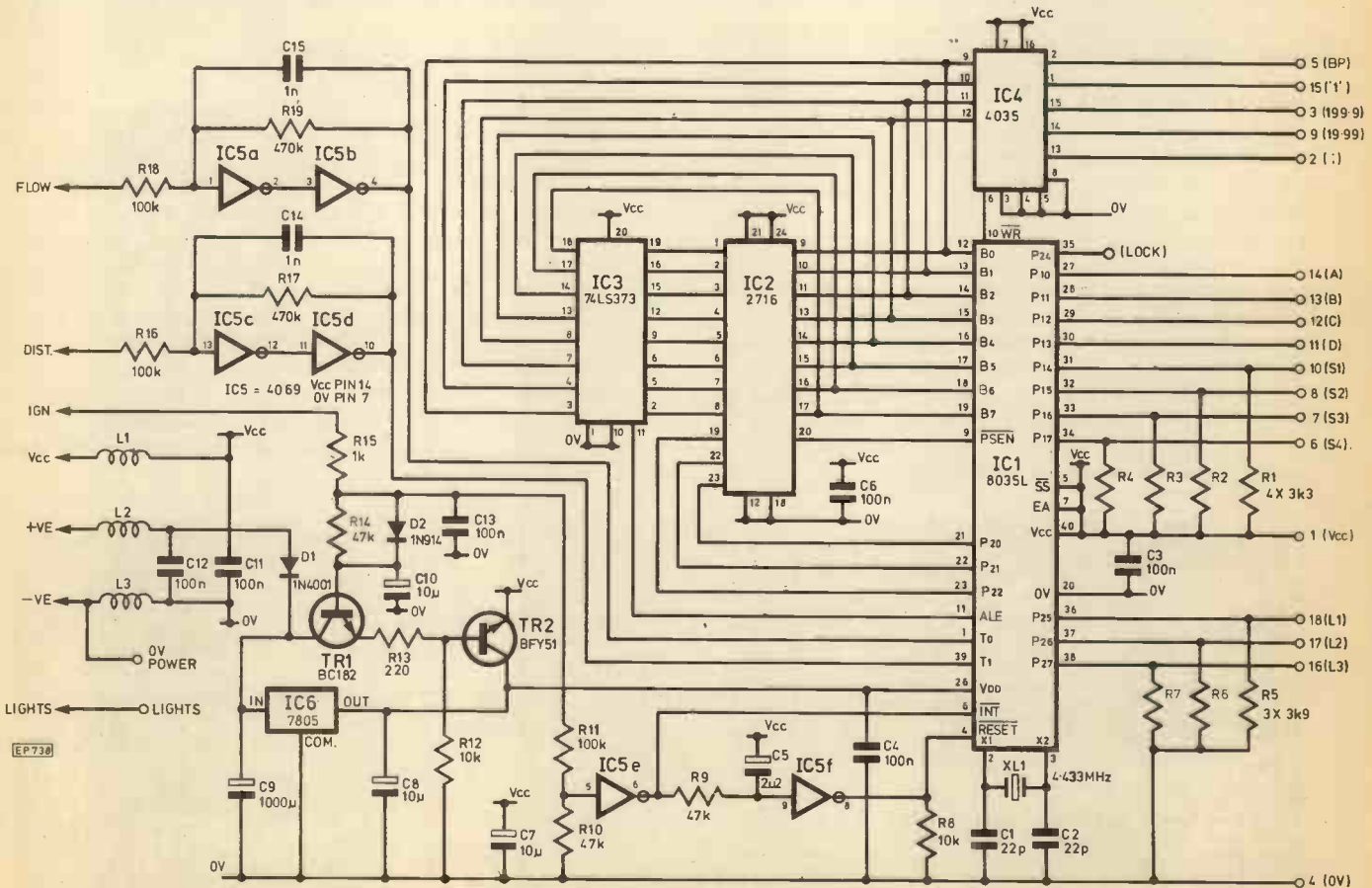


Fig. 1. Circuit diagram of main board

MAIN BOARD

The circuit for this is based around a 8035L microprocessor with a 2716 program store (Fig. 1). A 74LS373, IC3 is used to latch low order program store addresses for the ROM which on the 8035L are multiplexed with the data bus. B0 to B3 are also latched under the control of the \overline{WR} signal in IC4, a 4035. This has exclusive OR outputs for driving the l.c.d. direct.

The digit outputs for the display are in BCD form on lines ABCD, multiplexed under the control of strobes S1 to S4. The strobes also drive the keyboard, organised as a 3 x 4 matrix, the sense lines being L1 to L3. Pull up resistors on the strobes are necessary because the 8035L port lines have a high impedance (50k) pull up on both inputs and outputs. Without the resistors there would be insufficient current to drive the keyboard lines.

The 8035L has an internal 64 x 8 data RAM which is used for holding the various quantities which must not be lost when the ignition is switched off. V_{dd} line drives only this RAM and is connected directly to the 5 volt regulator, IC6. This regulator is powered from the car battery directly. The rest of the circuit is powered via TR2 which is only on when the ignition switch is on.

IC5 pins 9 and 8 and 5 and 6 ensure that a \overline{RESET} signal is applied to IC1 when the power is applied or removed. Pin 6 of IC1 is used to sense when power is about to fail.

The remainder of IC5 is organised as two Schmitt triggers for the inputs from the sensors. C14 and C15 ensure that there is maximum noise immunity when a threshold has just been crossed.

DISPLAY BOARD

The display board circuit is shown in Fig. 2. Here the 7211A is a 4 digit l.c.d. driver and is fed with the multiplexed data ABCD and the strobes directly. The l.c.d. decimal points, results digits '1' and function colon are driven directly from the 4035.

The keyboard is organised as a 3 x 4 matrix but is laid out on the board as 2 x 6. It is also driven one strobe early because the lines L1 to L3 are sampled at the end of a strobe when the internal strobe information is for the next strobe.

There are two bulbs for backlighting the display on this board.

The basic microcomputer comprises IC1, IC2 and IC3, and could be used to drive other display/keyboard arrangements, and with a different power supply/input arrangement.

POWER SUPPLY AND INPUT

Pin 26 of IC1 must be supplied with 5 ± 0.5 volts continuously to retain the information in the RAM, at a current of about 10 mA. When power is being applied or removed, pin 4 of IC1 (\overline{RESET}) should be low and preferably when power is about to be removed pin 6 (\overline{INT}) should be high. This puts the processor in a known state, and ensures that power will not fail half way through an addition for example.

The flow pulses are applied to pin 1 and the distance pulses to pin 39, IC1. A 4-433619MHz crystal is needed as in Fig. 1 for the timebase for the correct timing.


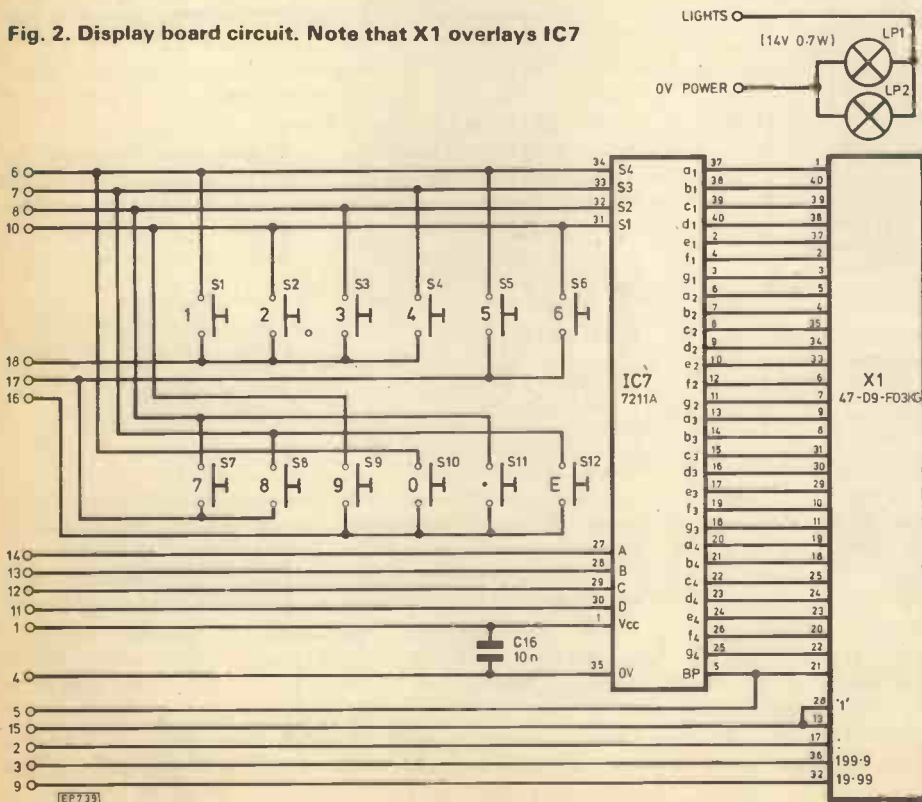
KEYBOARD/DISPLAY

The keyboard is matrix driven between strobe lines S1 to S4 and keyboard input lines L1 to L3. Note that the strobe lines are only capable of sourcing about 100 μ A without pull up resistors.

In order to get correct letter outputs on the function digits a code 'B' type decoder is needed for lines ABCD. There is a small amount of interdigit blanking on the strobe lines which will prevent ghosting when multiplex driving i.e.d. or fluorescent displays, but which may not be sufficient when driving gas discharge displays. Strobe S1 is high when lines ABCD have information for the least significant digit, through to strobe S4, high for the function digit.

Other output information is present on lines B0 to B7 when pin 10 of IC1 (\overline{WR}) is low, as follows.

Fig. 2. Display board circuit. Note that X1 overlays IC7



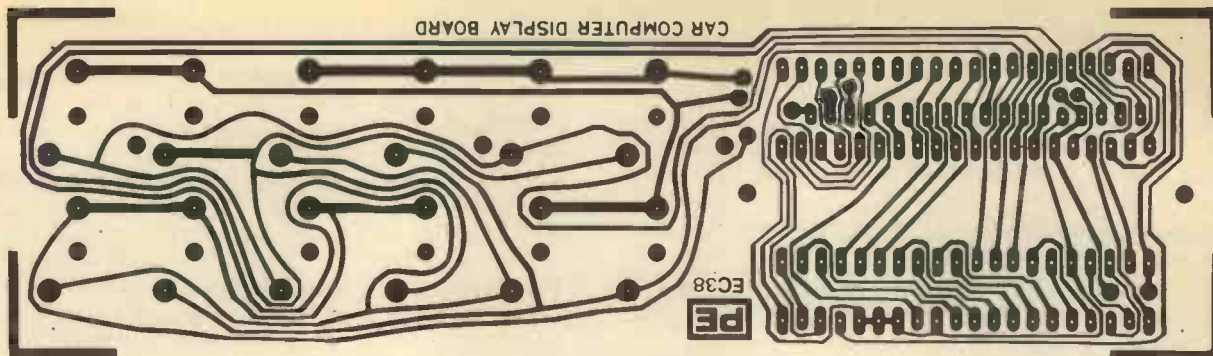


Fig. 3. P.c.b. design for the display and keyboard

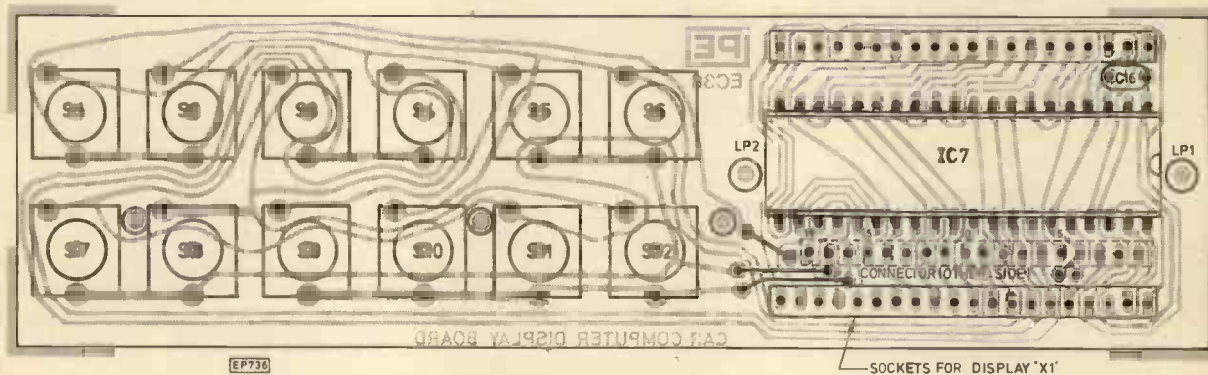


Fig. 4. Component layout

- B0 Most significant '1' digit on display
- B1 199.9 decimal point
- B2 19.99 decimal point
- B3 Low/Average flag
- B4 Remainder flag
- B5 } Start-stop information
- B6 }
- B7 Start-stop direction

These are active low. The start-stop direction flag is low if the start number is greater than the stop number.

Bits B5 and B6 operate as follows.

- B5 = 1, B6 = 1 Not programmed mode.
- B5 = 0, B6 = 1 Start-stop request—'Enter', 'Stop' pressed, but not 'Run' yet.
- B5 = 0, B6 = 0 Start-stop active—'Run' pressed from start-stop request.
- B5 = 1, B6 = 0 Started—unit has performed reset, display value is between start number and stop number.

FLOW SENSOR

The unit requires approximately 20,000 pulses per litre of fuel. The flow range in a motor car can be from 1 to 50 litres per hour, and it is difficult to make a flow sensor to handle this range. There are problems too with pulsations in the flow.

The recommended sensor has been designed specifically for this application and should be accurate to within 2 per cent. It uses a small helical turbine running in precision bearings, which is rotated by the flow, the rotation being sensed optically. It is mounted together with its pulse reducing valve in the fuel line between the fuel pump and the carburettor. **This sensor cannot be used with fuel injection or diesel engines.**

DISTANCE SENSOR

The unit needs one pulse every 200mm or so, a sensor giving one pulse per revolution of the prop shaft could be used, or one giving 4 pulses per revolution of a half shaft. The recommended sensor fits into the speedometer cable giving 6 pulses per revolution. This is because of the difficulty of making a universal fitting for a drive shaft sensor, and one fitting on the end of a speedometer cable could necessitate a tight bend in the cable.

There are at least six different end formats for speedometer cables as well, but I have only come across two different inner cable sizes so far, both of which the sensor will accommodate. To fit it requires that the outer cable be cut at some point. A slotted disc inside the sensor rotates with the inner cable, the rotation being sensed optically.

HOUSING

In order to keep the outside dimensions of the unit as small as possible and to give a professional appearance to the finished unit, a custom box has been designed.

CONSTRUCTION

The p.c. board layout for the display and keyboard is shown in Fig. 3. Fig. 4 shows the component layout, the display is mounted above IC7, in the soldercon connectors.

Fit the three wire links first, then the switches, making sure that they are close against the board. Now fit IC7 as in Fig. 4, again pressed close to the board, and without a socket. Cut the bottom row of legs of this i.c. close to the board. Fit and solder the capacitor C16 and the soldercon sockets for the display. Break off the backing strip from the sockets. A small piece of white paper about 25mm/1in square stuck to the middle of IC7 will improve the appearance of the display when back lit. Press the display into

the sockets so that the front of it is 11mm from the front of the board. Fit and solder the connecting wires **on the copper side of the board**. These can be 40mm/1½in lengths of 10/0.1 wire, or a 40mm length of 18 way 0.1in pitch ribbon cable.

Figs. 5 and 6 show the printed circuit layouts for the main board. Fit a through pin in all top side pads and solder both sides. The position of the components is shown in Fig. 7; it is recommended that IC1 and IC2 be mounted in sockets. Solder in the sockets, but do not fit IC1 or IC2 yet.

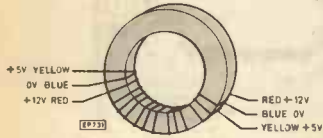
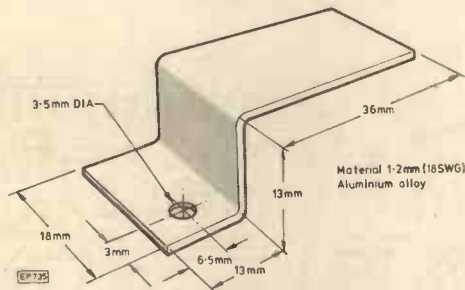


Fig. 8. Coils L1 to L3 consist of five turns each of kynar wire

L1 to L3 consists of five turns each of three lengths of .25mm kynar wire wound around the ferrite core as shown in Fig. 8. The core is held onto the board using a cable tie.

Fit IC6 and its heatsink (Fig. 9) last, an M3 x 8mm bolt holding them to the board, with the nut and washer on the component side. Fit the crystal (as far as the wires permit) lying over IC1.

Fig. 9. Heatsink for IC6. It is only shown in outline in Fig. 7



Join the two boards together, again soldering the connecting wires to the copper side of the board. The wires connect without crossing over. Fit the seven wires for the power and sensors, thread through the sleeving, and if the unit is to be mounted above the car dashboard, i.e. with the sloping part of the box at the top, thread the cable through the big hole in the board. Fit a cable tie approximately 75mm/3in from the board.

The two bulbs are fitted through the holes in the display board, from the component side, making sure that the metal parts of them are not touching the metal bar passing through IC7, and held in place with adhesive (e.g. 'Superglue'). Connect these to the main board with a twisted pair of wires kept away from the main components.

TESTING

Apply power between the -ve and +ve wires (black and red on board), 9 to 15 volts, and check that there is 5 volts ± .25 between 0 volts (heatsink) and pin 26 of IC1 socket. Now connect IGN (yellow) to the +ve supply and check that there is 5 volts between 0 volts and pin 40 IC1 socket. Remove the power, wait a minute or so for the capacitors to discharge and plug in IC1 and IC2.

Apply power between -ve and +ve/IGN again, press the

'End' button (bottom right) on the keyboard, the 'Run' button, then some of the buttons 1 to 5 on the keyboard top row and check that the function (leftmost) digit of the display shows the key number 1 to 5.

MAIN ASSEMBLY

Refer to Fig. 10 for the positioning of the various components that make up the box front. Remove the backing paper from the switch label and fit it to the box front, making sure that the holes line up and that it is the right way up. Use the two plastic sprues from the box mouldings through button 6 and 7 holes to align the label, and once pressed down do not attempt to move it. Fit the name label similarly.

The transparent window is fitted to the inside of the box front using polystyrene cement or 'Superglue'. Do not get adhesive on the visible part of the window, it does not come off! Fit the switch button assembly over its studs and melt the studs down to hold it in place.

Thread the cable from the main p.c.b. through the hole in the back of the box cover and pull through, sliding the p.c.b. along the appropriate set of runners. These will grip the board fairly tightly. Press the board home, making sure that the board engages the slots at the back of the box cover, and that the capacitor C9 is not pulled from the board by the edge of the box.

Locate the holes in the display p.c.b. over the long studs in the box front, and tucking the connecting wires under the main p.c.b., hook the keyboard side lugs on the box front into the slots in the cover. Press the display side lugs inwards to fit into the cover and press the front into the cover so that the lugs snap home.

COMPONENTS

Resistors

R1-R4	3k3 (4 off)	R11, R16, R18	100k (3 off)
R5-R7	3k9 (3 off)	R13	220
R8, R12	10k (2 off)	R15	1k
R9, R10, R14	47k (3 off)	R17, R19	470k (2 off)
All resistors ¼W 5% carbon film			

Capacitors

C1, C2	22p ceramic (2 off)
C16	10n ceramic
C5	2µ2 electrolytic 16V
C7, C8, C10	10µ electrolytic 16V (3 off)
C9	1000µ electrolytic 16V
C3, C4, C6, C11, C12, C13	100n ceramic (6 off)
C14, C15	1n ceramic (2 off)

Semiconductors

D1	1N4001	IC3	SN74LS373
D2	1N914	IC4	4035
TR1	BC182	IC5	4069
TR2	BFY51	IC6	7805
IC1	8035L	IC7	7211A
IC2	2716		

Miscellaneous

L1-L3 3 x 5 turns on T68-40 core, XL1 4.433619MHz crystal, S1 to S12 AKS switch (12 off), X1 47-D9-F03KG display, LP1-LP2 14V 0.7W LES bulbs (2 off), 40 pin DIL socket, 24 pin DIL socket, soldercon pins (40 off), heatsink, p.c.b.s, through pins (34 off), wire, cables etc., plastic box kit, speed sensor, flow sensor and valve, connector block, cable ties, various 'plumbing' parts as required.

A complete kit of parts is available from **Pimac Systems Ltd., 20 Bloomfield Road, Birmingham B13 9BY.** Price £89.50 which includes VAT plus postage and packing.

Next Month: Fitting the flow and speed sensors. Installation, calibration and a description of the program controlling the computer.

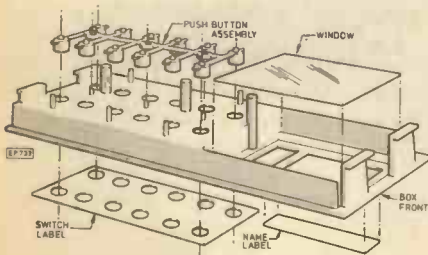


Fig. 10. Box/front assembly

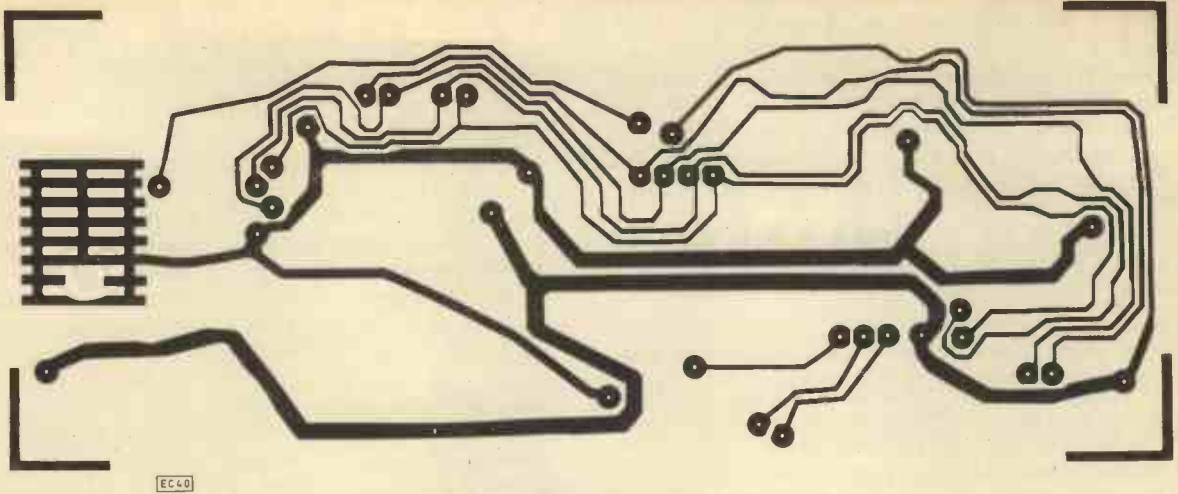


Fig. 5. Topside of p.c.b.




Fig. 6. Underside of p.c.b.

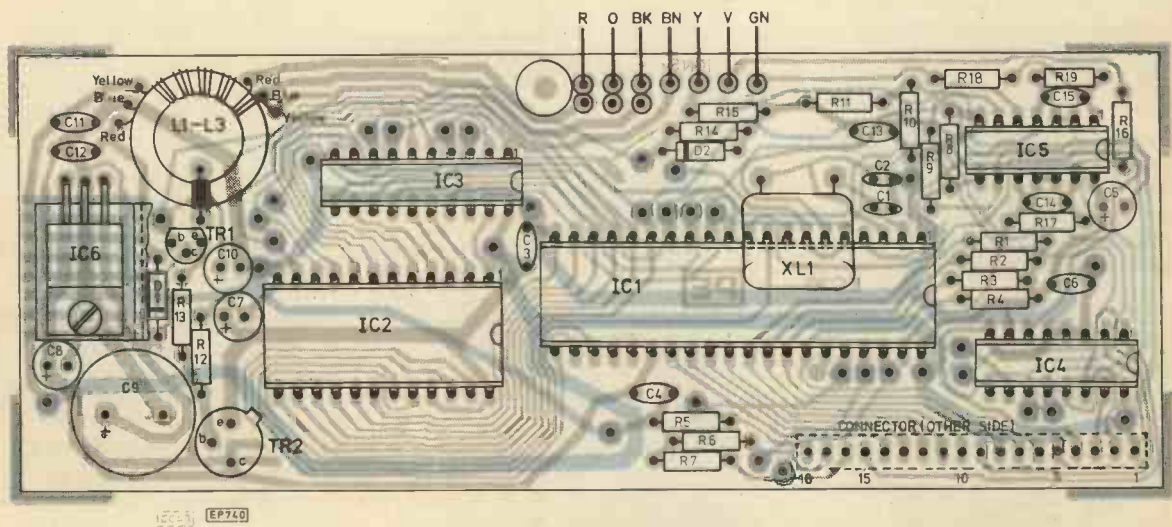


Fig. 7. Component overlay

Don't take our word for it . . . the reviews say it all for us

We at Videotone are very confident that the Seoum range offers excellent value, as equipment of such high specification would normally be in a much higher price bracket. This is basically what you might expect us to say about our products, but don't just take our word for it, read on.

“ The name of Videotone certainly needs no introduction, as their popular range of loudspeakers, and especially the remarkable show-stopper in the shape of the Minimax 2, well and truly secured them an established position in the hi-fi scene a good many years back. Since then a lot has happened and today they offer a very wide range of products among which are the brand names of Coral and Seoum.

Coral is now a widely known and respected name but Seoum, the relative newcomer to the Videotone fold, has yet to fully make its mark, but if the value-for-money quality apparent in these three products is anything to go by it won't be long before it's an established brand name too!

Normally, any equipment submitted for review is used thoroughly for a reasonable period, but in the case of the Seoum SA-4120 amplifier, ST-4120 tuner and SC-4200 cassette deck, it has been in constant daily use in excess of four months and therefore well and truly exposed to the glaring light of day.

I've used it, my wife uses it almost all day long, a friend borrowed the amplifier for a disco one night, the children inadvertently abused it, and it's driven all manner of different speakers, but never for a second has the system

gone wrong or given anything but pleasure.

The SA-4160 amplifier produces sixty watts per channel into eight-ohm speakers, both channels driven, and boasts a generous range of facilities. There are switchable outputs for two pairs of speakers, inputs for two cassette or tape decks, microphone input, switching for tone defeat, 20dB muting, loudness, mono/stereo, subsonic filter and the usual bass, treble, balance, volume and selector controls. Also, there's the surprising addition of a built-in head amplifier for moving-coil cartridges, peak level led power meters and a green led which lights up when the unit is switched on but which changes to red in event of a fault condition at the output stage such as a short circuit or the use of loudspeakers of exceptionally low impedance.

It's certainly a very comprehensive amplifier and omits nothing worthwhile that I can think of at the same time as it includes a lot I hadn't even thought about. And the price . . . just £95 including VAT!

Matching in style is the ST-4120 three-waveband tuner (vhf/fm, long and medium wave) and this again, proved very good as Gordon King also found in his Audiolab report last September. Reception on the two am bands is quite



adequate using the unit's ferrite-rod aerial but stereo transmissions on the vhf/fm band were judged as being especially good and decidedly better than that I've had from so-called up-market tuners with a much higher price tag. Particularly noticeable, using the indoor ribbon aerial supplied, is the very low level of background noise which brought about that startling effect of a voice or music emerging out of a near-inky black silence!

Facilities are adequate with precise tuning on the vhf/fm band being made particularly easy by use of the clear led signal strength and tuning indicators.

Aerial connections at the rear of the unit make provision for an external am aerial, which must prove superior, if long enough, to the ferrite rod, and 300-ohm balanced and 75-ohm unbalanced co-axial — the latter being favoured in this country. Excellent value at £69 including VAT!

The Dolby-equipped SC-4200 cassette deck, replacing the earlier SC-3200, again proved a rather surprising package for just £85 inclusive of VAT, boasts features which normally call for a higher price tag.

Firstly, the deck is metal-tape-compatible. Secondly, it incorporates peak reading led level meters, green up to 0dB and red thereafter. Thirdly, it utilises one-touch logic controls instead of the mechanical type commonly found on most lower priced decks and fourthly, the output is variable as opposed to being at a fixed nominal level.

A wide variety of quality cassettes all worked well with the deck but BASF's latest chrome formulation, Chrome II, proved particularly noteworthy.

There is never enough space to write all one wants to about a system, and especially so if such has generated genuine enthusiasm as this one has so easily done, but suffice it to say that in all respects, I just cannot fault it. Highly recommended.

Geoff Giles

THE SCIENCE OF AUDIO

seoum

This review by Geoff Giles, has been presented in full, as it appeared in the July '81 issue of Practical HiFi.

The system reviewed consisted of: the SA4160, 60 watt stereo amplifier, ST4120 stereo tuner, and the SC4200 stereo cassette recorder.

- For further details of the Seoum range, or any other Videotone products, including CORAL cartridges and MINIMAX 2 loudspeakers, send for our latest brochure.
- We welcome callers to our South London Show-room for demonstrations.
- Enquiries and information telephone: 01-690 8511, extension No. 32.
- All products are only available direct or from selected authorised dealers throughout the U.K.

VIDEOTONE

98 CROFTON PARK ROAD
LONDON SE4.

Send for our free brochure and details of outlets in the U.K.

Post to: Videotone, Crofton Park Road, London SE4. PE12

NAME _____

ADDRESS _____

NEXT MONTH

TV Camera

With video recorders now in widespread use many people have the most expensive item required to produce home video tapes; this black and white camera provides the outstanding unit at a realistic price. Since it can be supplied with power via the coax link it is also well suited to remote monitoring/security applications.

It will connect directly to any standard u.h.f. TV set or video recorder.



INDECISION ELIMINATOR

We would like to tell you that our Indecision Eliminator is used by many heads of Government—we would like to tell you that but we can't—yet! We think this executive toy will catch on though, so why not build one?

Plus... 4 Page Pull-out

WHAT CB? Guide to Legal Rigs

With CB now legal we thought it would be a good idea to let you know just what rigs are available so we have collected details and photos of every legal rig we can find, for both 27MHz and 934MHz, and put them all in this pull-out guide.

PE RANGER 27FM CB BASE STATION Part 1

PRACTICAL

ELECTRONICS

JANUARY ISSUE ON SALE FRIDAY DECEMBER 11th

Digital Design Techniques...

Tom Gaskell B.A.(HONS) ELEC. ENG.

Part 5 Advanced Sequential Circuits

LAST month we looked at the principles of flip-flops, dividing, counting and sequencing. This month we shall take the principles further and look at more complex devices and more sophisticated circuitry.

SHIFT REGISTERS

A 'register' is the term used for a collection of flip-flops, often with associated gates, which can be used to store and 'move around' combinations of logic 0's and logic 1's. They are used extensively in calculators, computers and microprocessors where each piece of binary information (logic 0 or logic 1) is known as a 'BIT' (which stands for Binary Digit). Hence, a piece of circuitry consisting of 8 flip-flops, and capable of giving eight logic outputs, might be called an 8 bit register.

The most basic form of register is known as a 'shift register'; it has a clock input, a data input and a data output, with logic 0's and 1's being 'shifted' through the flip-flops of the register, one position per clock pulse, from the input to the output pin. A basic 4 bit shift register based on D-type

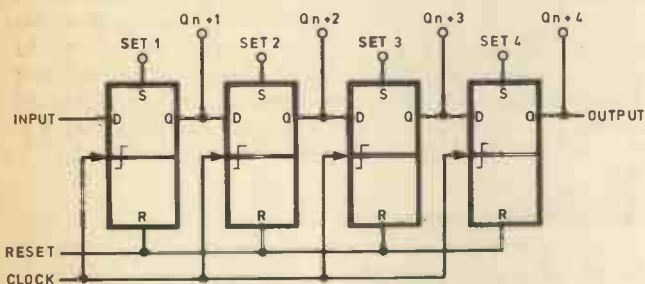


Fig. 5.1. Basic 4 bit shift register

flip-flops is shown in Fig. 5.1. Whatever the logic state of the input, after one clock pulse point Q_{n+1} will be at that state, then after 2 clock pulses Q_{n+2} will be at that state, after 3 clock pulses Q_{n+3} will be at that state, then after 4 clock pulses the output (Q_{n+4}) will be at that state; the logic state of the input is being 'shifted' along the register. Hence, whatever the state of the input, the output will go to that state 4 clock pulses later. By changing the logic state of the input prior to each clock pulse, the 'contents' of the register can be adjusted at will. Note that the flip-flops must be edge triggered, otherwise input changes would be transferred directly to the output whenever the clock was at logic 1.

Fig. 5.1 represents a 'Serial In-Serial Out' device; 'data' is represented by a series of logic changes at the input, one per clock pulse and emerges as a series of logic changes at the output 4 clock cycles later. This format of register is abbreviated to SISO. It may be more convenient to us,

however, to 'fill up' the register as required with 1's and 0's, then to look at the points Q_{n+1} , Q_{n+2} , Q_{n+3} , and Q_{n+4} simultaneously. These give us a parallel set of data, because although the 1's and 0's were loaded into the register one at a time, they can be fed out of the register simultaneously. This is now a Serial In-Parallel Out register, or a SIPO.

Taking the concept even further, it is possible to use the 'set' inputs of the flip-flops to 'preset' a certain number of 1's and 0's into the register simultaneously; applying clock pulses would then shift the 1's and 0's out of the register output pin one by one. It doesn't require a lot of imagination to see that this is a PISO: Parallel In-Serial Out. The parallel outputs Q_{n+1} , Q_{n+2} , Q_{n+3} and Q_{n+4} can also be used in this instance, of course, in which case the device acts as a 4 bit or 'Quad' latch. For consistency we can refer to this as a PIPO register: Parallel In-Parallel Out.

Other far more complex registers are available which are often used in calculator and computer circuitry. For example, the First In-Last Out register, in which the first bit coming out of the register is the last bit that went in and vice-versa. The more usual type of course is a 'FIFO': first in, first out. Many shift registers are of considerable length (i.e. many bits); up to 1024 is typical of the larger types. (These, for obvious reasons, are only available in SISO form.) More generally available types such as the CMOS 4006 have several stages of shift register in them, mostly SISO but with several parallel 'tappings'. Mention should also be made of the CMOS 4035. This is a 4 bit serial or parallel in, serial or parallel out device of great versatility and low cost, and can perform many complex functions. One of its most notable features is that the first stage is a JK flip-flop, with the K input inverted. Hence, all the input functions of a JK flip-flop can be utilised, or the J and K inputs can be connected together and it will behave as a normal D-type device.

COMPLEX COUNTERS

Last month we looked at basic counters, both decade and binary. There are, of course, much more advanced types of counter, with many extra facilities and functions. Many have decoding logic provided to count in special codes; often these are used to count and directly drive numerical displays such as the '7-segment' i.e.d. displays used in the Disco Hat project last month, or 'liquid crystal' displays. (We'll look at the 7-segment code next month.) Others have built-in latches, oscillators (less the capacitors and resistors) or even two independent counters in the same i.c. package. The 4018 is a presettable divide-by-N counter, and is in essence a cross between a shift register and a counter. It is a five stage counter, with counting stages that can be preset by parallel logic inputs, often known as 'JAM' inputs. The first counter stage has a 'data' input, which can be fed from any

of the outputs, via combinational gates if necessary, to set the values of 'N'. By this means, the output counts up to 'N', then starts again from zero as a continuous process, with no 'glitches' or transients that might be produced when using a simple self-resetting circuit.

Finally, probably the most useful counter in the CMOS range is the 4029; a presettable 4 stage up/down counter. Presetting occurs in parallel, in a similar way to the 4018 mentioned above, and from this preset value the 4029 can count upwards or downwards, and in one of two possible codes, binary or BCD (binary coded decimal), which we shall be looking at later in the series. Two of these counters are used in the project this month, so a greater understanding of the workings of this i.c. will be possible now. There are, of course, even more complex counters than these; a frequency counter instrument, for example, is often based on a single i.c. for the majority of its functions, but these are far more specialised in use and are usually fairly expensive when compared with the normal 4000 series of CMOS i.c.'s and most TTL series.

SYNCHRONOUS/ASYNCHRONOUS OPERATION

The term 'synchronous' means that changes in a device or circuit occur at the same time as the clock pulse. Asynchronous is the opposite of this; changes in the circuit can occur at any time, not necessarily related to the state of the clock. In the case of the 4029 up/down counter, for example, the preset 'JAM' inputs can be fed into the counter asynchronously, it doesn't matter what state the clock is in — the moment that the 'preset enable' pin is taken to logic 1, the counter outputs immediately change to these new preset states.

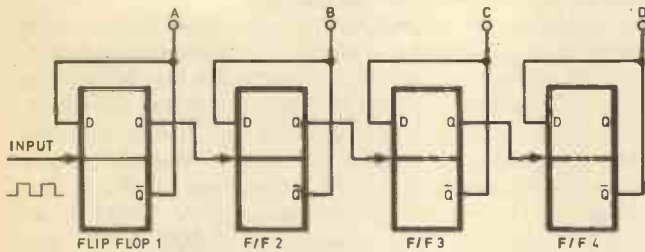


Fig. 5.2. Cascaded divide by two circuit

To see how this affects the design and the use of counters, let us look at the basic binary counter, as discussed last month. In Fig. 5.2, when the clock input goes to logic 1 it causes flip-flop 1 to change state. The change of state of this flip-flop then clocks flip-flop 2. Due to propagation delays, there is a finite time interval between the counter clock input changing, and the clock input of flip-flop 2 changing. When the state of the whole counter is such that the 'D' output state changes, this change takes place a considerable time after the counter clock input edge occurs: flip-flop 1 changes, which causes flip-flop 2 to change, which in turn

causes flip-flop 3 to change, finally causing flip-flop 4 to change. These changes seem to 'ripple' through the counter and since output 'D' changes some time after 'A' changes and hence is not synchronous with the clock, this counter is known as a ripple or asynchronous counter. Although the delay is very short (normally less than 1µs) it does result in invalid information being present at the counter output for a short while, which potentially could be latched into registers or other devices and result in serious mis-operation of the system. We'll look in greater depth at this type of error a little later on.

To avoid this ripple effect it is necessary to change the state of all flip-flops simultaneously rather than in sequence. Fig. 5.3 shows a simple synchronous counter. You will remember that if the J and K inputs of a flip-flop are both held at logic 0, no change in the output state occurs when the clock goes to logic 1. If J and K are both at logic 1, the outputs reverse state when the clock goes to logic 1. Hence, flip-flop 1 always reverses state; it is a simple divide-by-two circuit. Assuming that the other outputs start from an initial zero condition, then if the state of output A is 1 before a clock pulse occurs, flip-flop 2 will change state as soon as the clock pulse occurs, in turn changing output B. When both A and B are 1 before a clock pulse, i.e. binary count 0011, then as soon as the clock pulse occurs, flip-flop 3 changes state, so output C goes to logic 1; but, A and B also both change state (they go back to logic 0) so the count becomes 0100, and so on.

The extra complexity and greater cost of synchronous counters is not always needed although both asynchronous and synchronous devices are readily available in both CMOS and TTL families. Practically the only operational disadvantage of synchronous circuits is that they tend to be less tolerant of slowly changing or noisy clock inputs. In a ripple counter all flip-flop clocks are derived successively from the previous flip-flop, and this relatively slow propagation of changes ensures that the correct logic changes all occur in the correct order, whereas in the synchronous counter a very slow or noisy clock edge may cause some flip-flops in the device to be clocked before others, (due to manufacturing tolerances in the CMOS threshold points) and this could lead to incorrect operation. Hence, it is important to ensure fast clean clock edges when driving synchronous circuitry.

CASCADING COUNTERS

The use of synchronous or asynchronous circuit designs should also be considered when cascading counters. 'Cascading' is the term used to describe the joining together of two or more counters to make a much larger counter in total. This can sometimes be as simple as taking the last output of one counter and feeding it into the clock input of another counter, but is considerably complicated when up/down counters are involved. Often, these i.c.'s have 'carry out' and 'carry in' pins, to permit easy cascading.

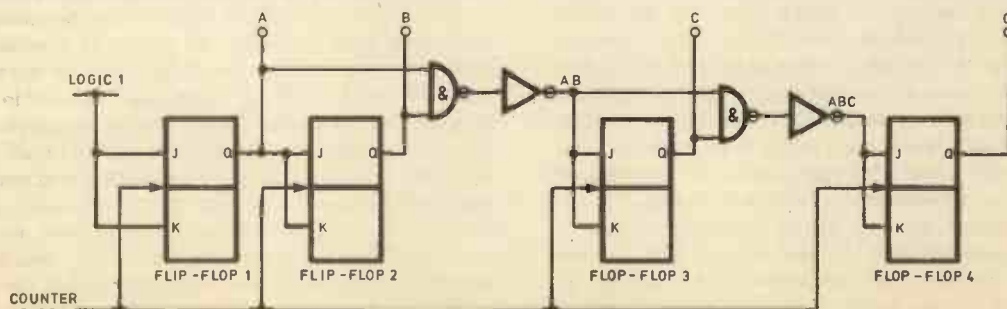


Fig. 5.3. Synchronous binary counter

Once again, data sheets and books should be consulted for detailed applications of counters including asynchronous and synchronous cascading where appropriate: there are far too many different possibilities and circuits to go into here. The discussion of synchronous versus asynchronous working, and the potential errors introduced into logic systems, leads us naturally on to look at the whole aspect of errors in sequential logic circuitry, these errors being collectively known as 'hazards'.

HAZARDS

Due to manufacturing variations and tolerances and to physical limits on the speed of propagation of electric signals, various delays and timing differences are always present in logic circuitry. Outputs of gates change a finite time after the input has changed; counter or latch outputs do not all change simultaneously, etc. We can classify the effects and types of errors in circuit operation due to these timing differences. A 'hazard' is an incorrect or invalid state of a logic output and a 'race' is the time difference between the changes of various outputs within the circuitry; hence, some races cause hazards.

'Transient Hazards' are caused by, and occur for the duration of, the delay between the input of a circuit changing and its output changing. The error in the circuit operation is only present during this propagation delay period, and hence it is a short duration, or transient effect. However, if this transient hazard results in a permanent error in the following circuitry's state (a flip-flop is reset, for example, when it should not have been) then the error is termed a 'Static Hazard'. Timing differences between supposedly simultaneously changing outputs of a circuit are known as 'races'; the output changes of a ripple counter are a good example of a race, because, as already discussed, output changes do not occur simultaneously, but in succession. If a race gives rise to a permanent error (i.e. a static hazard) in the state of the following circuitry, then it is known as a 'Critical Race'. Any other types of hazard all fall under the overall category heading of 'Race Hazards'.

There are forms of mathematics which can be used to describe and manipulate the design of sequential circuits, using similar (but more complex) types of 'maps' to those used in 'Boolean Algebra' as discussed in Part 1 of this series. Unfortunately, they are very complicated indeed and far too involved for us to look at even briefly. These mathematical techniques have procedures for removing all the above mentioned hazards or at worst reducing them to transient effects only, but to avoid going deeply into the mathematics we shall have to be content with a rather more intuitive, common sense approach to the problem.

TYPICAL PROBLEMS

Hazards are typically caused by trying to have too many sequential circuit elements fed from the same single logic change. A frequently seen design error is to have the same control used to reset a flip-flop (or counter) as is used to latch the output of that flip-flop (or counter); in this case, correct operation of the circuit is obviously dependent on the latch being operated before the device is reset, not the other way round. Similar problems can be encountered with up/down counters; see Fig. 5.4. If the up/down control is at logic 1 when the clock input goes to 1, the device counts up; if the up/down is at logic 0 when the clock input goes to 1, it counts down. If the same pulse is used for both the up/down control and the clock, then depending on which delays in the i.c. are greater, the counter could count down as shown in Fig. 5.4a or up as in Fig. 5.4b. In practice it is usually found

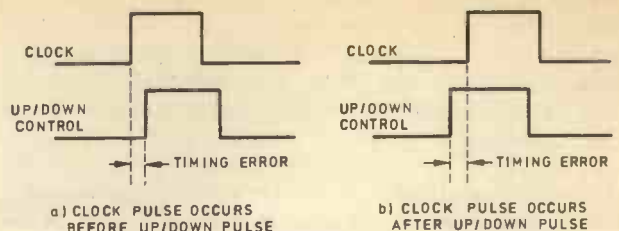


Fig. 5.4. Race hazards in an up/down counter

that the circuit will sometimes count up and sometimes down. The effects are unpredictable. Note also that these delays (and hence the timing errors) can be both internal to the i.c. and external to it in the control logic and other surrounding circuitry.

Another often seen design error is to have the input to a flip-flop or other sequential i.c., dependent on the output of the same i.c., often via an indirect path of combinational gates. In some instances this is allowable; self re-setting of counters, for example, and divide-by-two circuits as discussed last month. However, it is frequently the cause of race hazards, and should be avoided in most cases. Finally, be aware that some counters, shift registers, etc., give out short transients on their outputs when in the process of being reset. Although these are only transient hazards, they could become static if the following circuitry is not carefully designed to allow for this effect. This is not usually a problem, as most devices do not exhibit this fault, but it is worth bearing in mind. TTL seems worse than CMOS in this respect.

THE ELIMINATION OF HAZARDS

Generally speaking, the best way to design out hazards is to ensure that only one change in a logic signal path happens at a time, or, if several supposedly simultaneous and related changes occur, to arrange that the following circuitry is not dependent on receiving all its inputs at exactly the same time. Often, extra gates or sequential devices have to be added to isolate or avoid potential hazard situations.

There are several techniques employed to space apart 'events', or critical logic changes, in time. Fixed time delays can be added to the relevant parts of the circuitry using monostable timer i.c.s or simple resistor/capacitor networks as already discussed in this series. The time delays necessary are usually very short indeed, so small values of capacitor and large values of resistor can be used (usually a few hundred picofarads and a few hundred kilohms) which places negligible loading on the outputs of CMOS logic, causing no 'glitch' or transient problems. In fairly simple circuits, sufficient time delay can be added by passing the offending logic signal through a few spare gates in series, acting as inverters or buffers as required. The propagation delay of most CMOS gates is between 20 and 100ns and this is often sufficient to compensate for a slight timing error elsewhere. The addition of gates in the signal path is the technique usually employed within i.c.s to correct for time delay errors and races, and remove potential hazards. In fact, the only way in which some flip-flops, counters, and shift registers can actually work at all is by utilising propagation delays. In the basic binary counter shown in Fig. 5.2, the circuit action is based on there being a finite propagation delay between each flip-flop's D input state being clocked in, and that flip-flop's Q and \bar{Q} outputs changing. If this delay did not occur, the \bar{Q} output could never be used to feed back to the D input; the device would just sit in an indeterminate state. The synchronous counter, Fig. 5.3, is similarly dependent on propagation delays for its correct operation.

It may be possible to avoid hazards by using both edges of a pulse, instead of just one edge, often necessitating the inversion of the edge of the incorrect polarity. Hence, one event may be caused to occur by the 0 to 1 transition, and the other event by the 1 to 0 transition, spacing them apart by the width of the clock pulse, in a similar way to the two pulses derived in the "PE Pulser" described earlier in the series. Beware, though, that it is often bad practice to use edges for implementing several functions simultaneously, because (as mentioned in the case of synchronous counters) different logic inputs can trigger at different points on the waveform edge. In these instances it is wise to keep the edge as fast and 'clean' (i.e. noise free) as possible.

If a number of events must be made to happen in a fixed sequence, it may be necessary to add some form of sequencer to control them. For example, a shift register or decimal counter could be used, with each parallel output connected to the relevant circuit to be controlled. Finally, one should remember that most transient hazards are only a few nanoseconds long, which is often too short to trigger logic probes.

RANDOM PULSE GENERATION

We've been concerned until now with the removal of noise, transients, and other spurious effects from our logic circuitry. There are, however, situations which actually require this type of logic change: random number generators! These are often used in statistical work, for testing purposes, or more usually in games and gambling machines!

In its simplest form, the generator can be a very fast running oscillator (10 or 100kHz typically) gated on and off by a pushbutton switch, and feeding a counter, as shown in Fig. 5.5. The frequency should be selected such that many com-

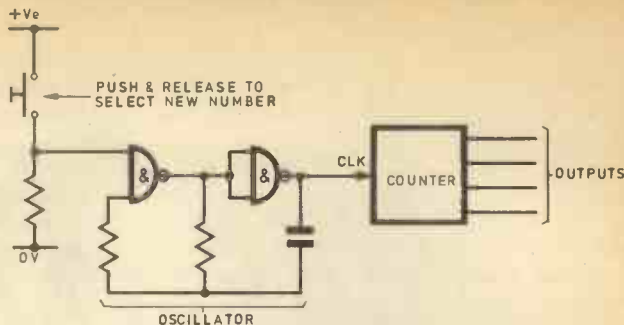


Fig. 5.5. Simple random number generator

plete counter cycles occur in 0.1 seconds. By this means, there is no way in which the person pressing the button can pre-judge the value of the counter output. However, if a second oscillator is being used to gate the first on and off, patterns of output numbers will be seen to occur after a time. A 'pseudo-random' number sequence can be generated by feeding the counter from a clocked shift register with various combinations of gates taking parallel outputs of the register and feeding them back, suitably combined, into the serial input. This technique will still cause repeats of patterns, although it can take many thousands of counts before any repetitions are obvious. Finally, a 'pure' noise source can be used, such as the amplified noise generated by the reverse biasing of a transistor junction.

Our project this month is Space Evaders on page 22.

NEXT MONTH

Next month we cover Numerical Systems — the various codes and arithmetic used in digital electronics, and the driving of numerical displays.

NEW DISTRIBUTORS WANTED

PRB-1 Digital Logic Probe
Compatible with DTL, TTL, CMOS, MOS and Micro-processors using a 4 to 15V power supply. Thresholds automatically programmed. Automatic re-setting memory. No adjustment required. Visual indication of logic levels, using LED's to show high, low, bad level or open circuit logic and pulses. Highly sophisticated, shirt pocket portable (protective tip cap and removable coil cord). Eliminates need for heavy test equipment. A definite savings in time and money for Engineer and Technician.

PLS-1 LOGIC PULSER
The PLS-1 logic pulser will superimpose a dynamic pulse train (20 pps) or a single pulse onto the circuit node under test. There is no need to unsolder pins or cut printed-circuit traces even when these nodes are being clamped by digital outputs. PLS-1 is a multi-mode, high current pulse generator packaged in a hand-held shirt pocket portable instrument. It can source or sink sufficient current to force saturated output transistors in digital circuits into the opposite logic state. Signal injection is by means of a pushbutton switch near the probe tip. When the button is depressed, a single high-going or low-going pulse of 2µ sec wide is delivered to the circuit node under test. Pulse polarity is automatic: high nodes are pulsed low and low nodes are pulsed high. Holding the button down delivers a series of pulses of 20 pps to the circuit under test.

ELECTROWARE*

DUTTON LANE EASTLEIGH SO5 4AA TEL (0703) 610944/5

AVAILABLE FROM ALL LEADING ELECTRONIC DISTRIBUTORS

Cobbles Ltd.,
London. 01-699-2282

Microdigital Ltd.,
Liverpool. 01-227-2535

Electronico CG Ltd.,
Manchester. 061-788-0656

Spectron Electronics (Manchester) Ltd.,
Salford. 061-834-4583

Jee Distribution Ltd.,
Middlesex. 01-897-3429

Wotford Electronics Ltd.,
Wotford. 0923-37774

Technomatic Ltd.,
London. 01-452-1500

Transam,
London. 01-402-8137


A. Marshall (London) Ltd.,
London. 01-624-0805

Interface Components Ltd.,
Amersham. 02403-22307

New Bear Computing Store Ltd.,
Newbury. 0635-30505

For your catalogue Send 30p to cover P&P

* A DIVISION OF OK MACHINE & TOOL UK LIMITED



PE ROBOTS

PART 2

RICHARD BECKER · TIM ORR

ALTHOUGH the Genesis series of hydraulically powered robots can be controlled by a simple bank of push-button switches energising solenoid operated valves, it is necessary to use an electronic control system with feedback to take full advantage of the power and the versatility of these machines. Feedback of positional information is a feature included in these machines, which, although essential for reliable repeatability, is absent in the majority of all other low cost machines, severely restricting their use as emulators of the mainstream industrial robots. The block diagram of the microprocessor based control system is shown in Fig. 2.1.

MICROPROCESSOR UNIT

The heart of the system is the microprocessor unit which performs the task of overseeing the complete system and issuing control signals in response to arm positional data, programmed-in commands, commands from the control box

or information from an external computer. With its CMOS memory it stores the positions of the arm and by using servo techniques will instruct the robot to repeat the sequence of tasks programmed in. Each of the arm and joint positions is defined by an 8 bit word giving a resolution of 1 part in 256 (0.4%). Data is transferred to and from the interface board by 8 bits in parallel whilst data is received from the control box serially, permitting the use of a simple infra-red link to be used for controlling the Genesis M101 mobile machine. In the interests of standardisation, interfacing with an external computer is via an RS232C serial interface with a range of baud rates between 300 and 9600. Although this facility is included, an external computer is by no means necessary as the system's own processor and operating system provides all the functions normally required.

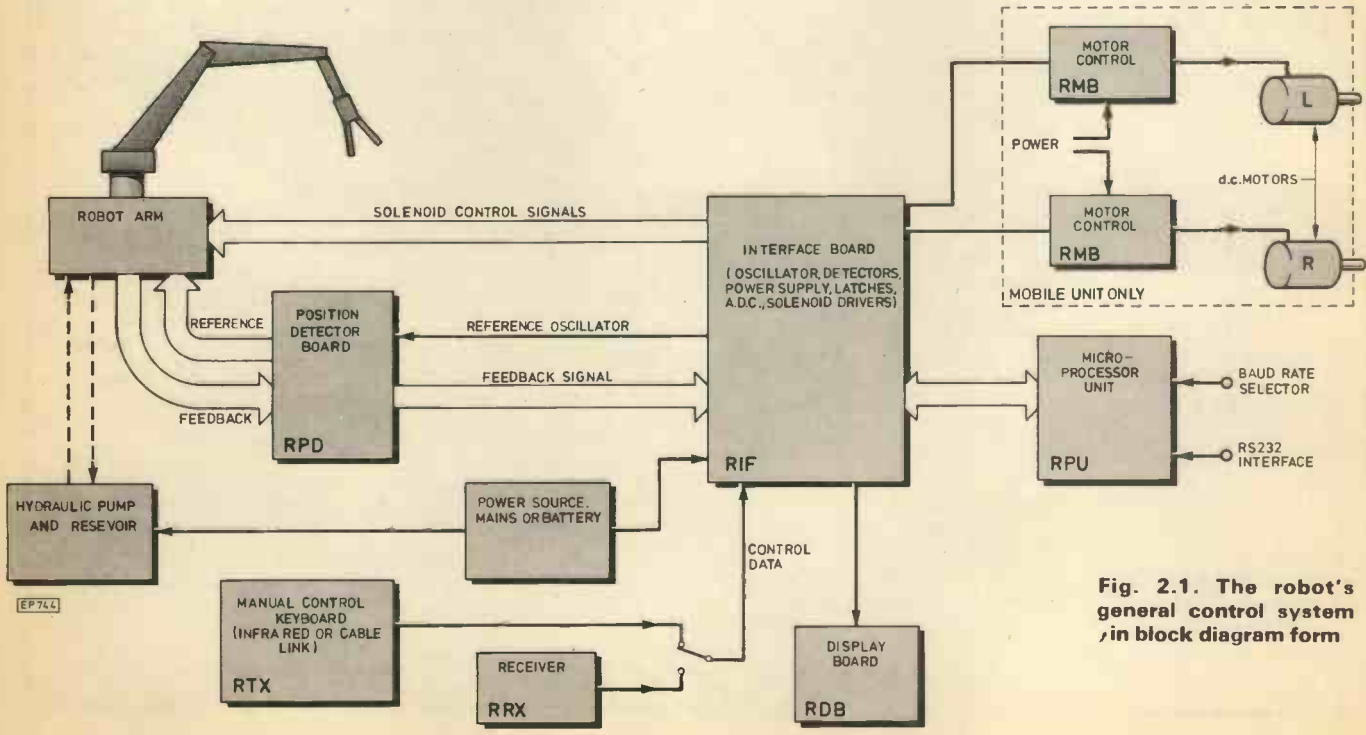


Fig. 2.1. The robot's general control system in block diagram form

COMPONENTS . . .

INTERFACE BOARD

Resistors

R1	47
R2	1k
R3, R4, R7, R9, R12,	10k (5 off)
R5, R8, R10, R11, R21	100k (5 off)
R6	110k
R13	15k
R14	100
R15, R18	220 (2 off)
R16	2Ω
R17	2k2
R19	2k7
R20	1k2
R22	10
R23, R24	4k7 (2 off)
R25	4Ω7
R26	330
R27	1Ω5 2 Watt
R28	18k
R29	47k
R30 A-E	10k 1% (5 off)
R31 A-E	20k 1% (5 off)
R32, R33 A-E	100k 1% (10 off)
R34 A-E	68k (5 off)
R35, R36 A-E	47k (10 off)
R37 A-E	24k (5 off)
R38, R39, R42,	
R43 A-E	100k (20 off)
R40 A-E	390k (5 off)
R41 A-E	150k (5 off)
R44 A-E	22k (5 off)
R45	1 2W

All resistors $\frac{1}{4}$ W 5% unless otherwise stated

Potentiometers

VR1 A-E	470k preset (5 off)
VR2 A-E	100k preset (5 off)

Capacitors

C1, C2	15n (2 off)
C3, C4, C11, C29, C30,	
C36	10μ/16V tant. (6 off)
C6	470μ/10V elect.
C7	220n Siemens B32560
C8	2200μ/10V elect.
C9	100n
C10	100n
C5, C12-14, C20	100μ/16V elect. (5 off)
C15-18	1μ/16V tant. (4 off)
C19, C21, C22	4700μ/16V elect. (3 off)
C23-27	47n/50V disc cer. (5 off)
C28	470p Piher ceramic
C31	470n/35V
C32-35	680p Piher ceramic (4 off)
C37 A-E	47n B32560 (5 off)
C38-41 A-E	15μ B32560 (20 off)
C42, C43 A-E	33n B32560 (10 off)

Transistors and Diodes

D1	1V2 Zener BAND GAP
D2	2V7 BZY 88
D3	10V BZY 88
D4	5V6 BZY 88
D5, D7, D8A-E, D9A-E	1N4148 (12 off)
D6	1N4002
TR1	BFY 51 (or 2N699)
TR2	BC182L

Integrated Circuits

IC1	74LS123
IC2	74LS132
IC3	74LS00
IC4	74LS175
IC5, IC7 a-e	LM324N (6 off)
IC6	LM383
IC8	ICL 7660 CPA
IC9, IC10	7805 (1 Amp TO220) (2 off)
IC11-14	ULN2003 (4 off)
IC15-19	74LS373 (5 off)
IC20	ADC 0804
IC21	4051 B

Miscellaneous

Printed circuit board RIFb
 S1 SPST switch
 Link-through 0.84mm dia. (approx. 200 off)
 TV5 heatsink
 1.25 QY heatsink (drilled for two TO220)
 TB1 4-way screw terminal
 PL2-PL6, PL8 10-way Molex p.c. pins (6 off)
 PL7, PL9, PL10 5-way Molex p.c. pins (3 off)
 SIP1, SIP2 SIP 1k networks (2 off)
 SIP3 SIP 4k7 network
 20-pin i.c. sockets (6 off)
 16-pin i.c. sockets (3 off)
 14-pin i.c. sockets (8 off)
 8-pin i.c. socket
 20mm p.c. mounting fuse holder
 20mm 1.5A fuse

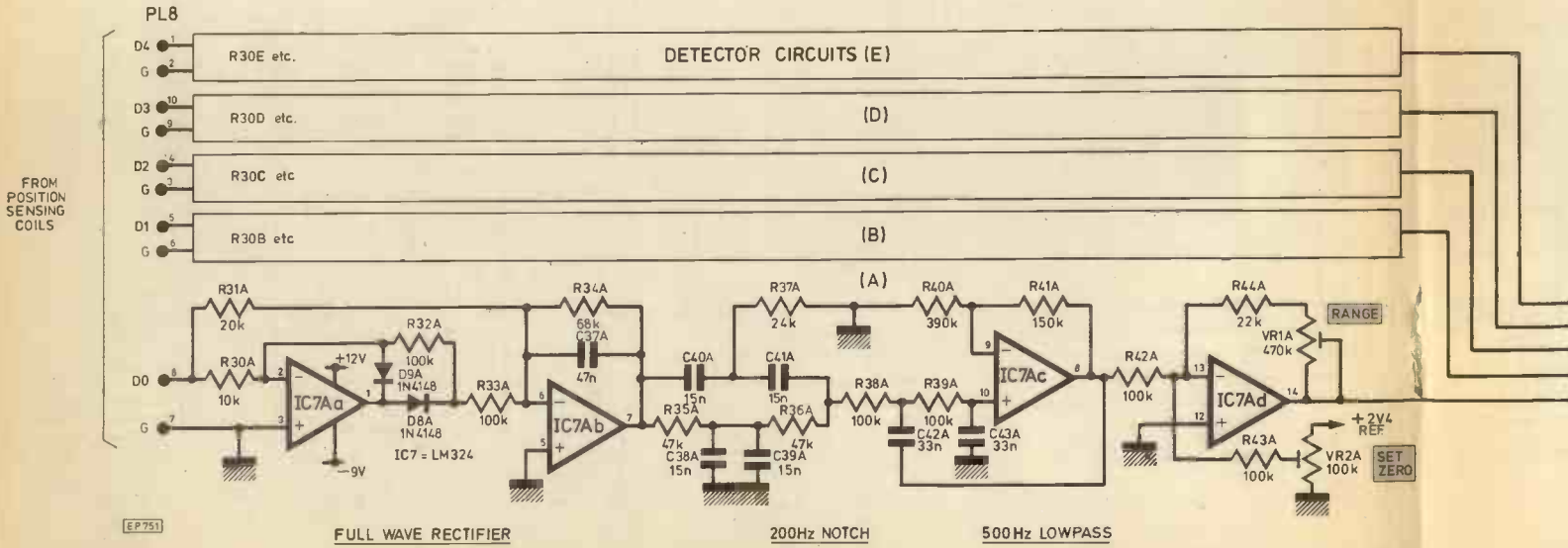
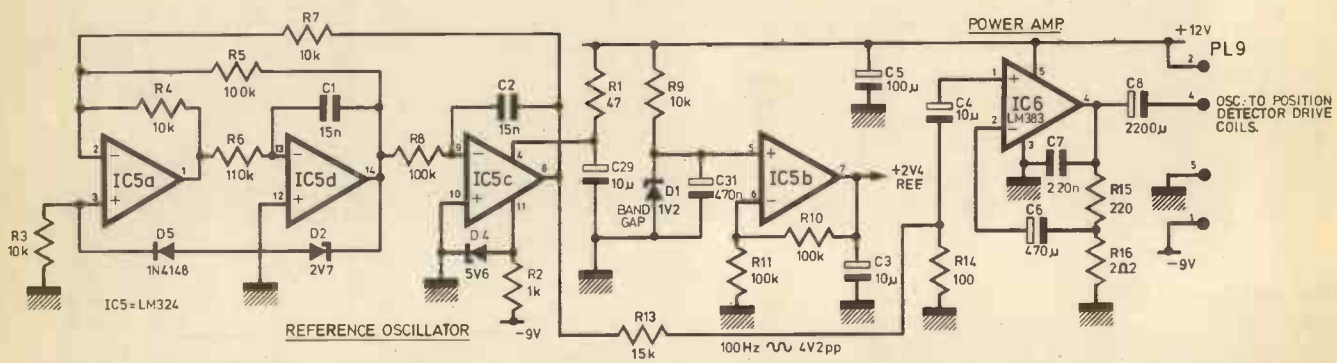
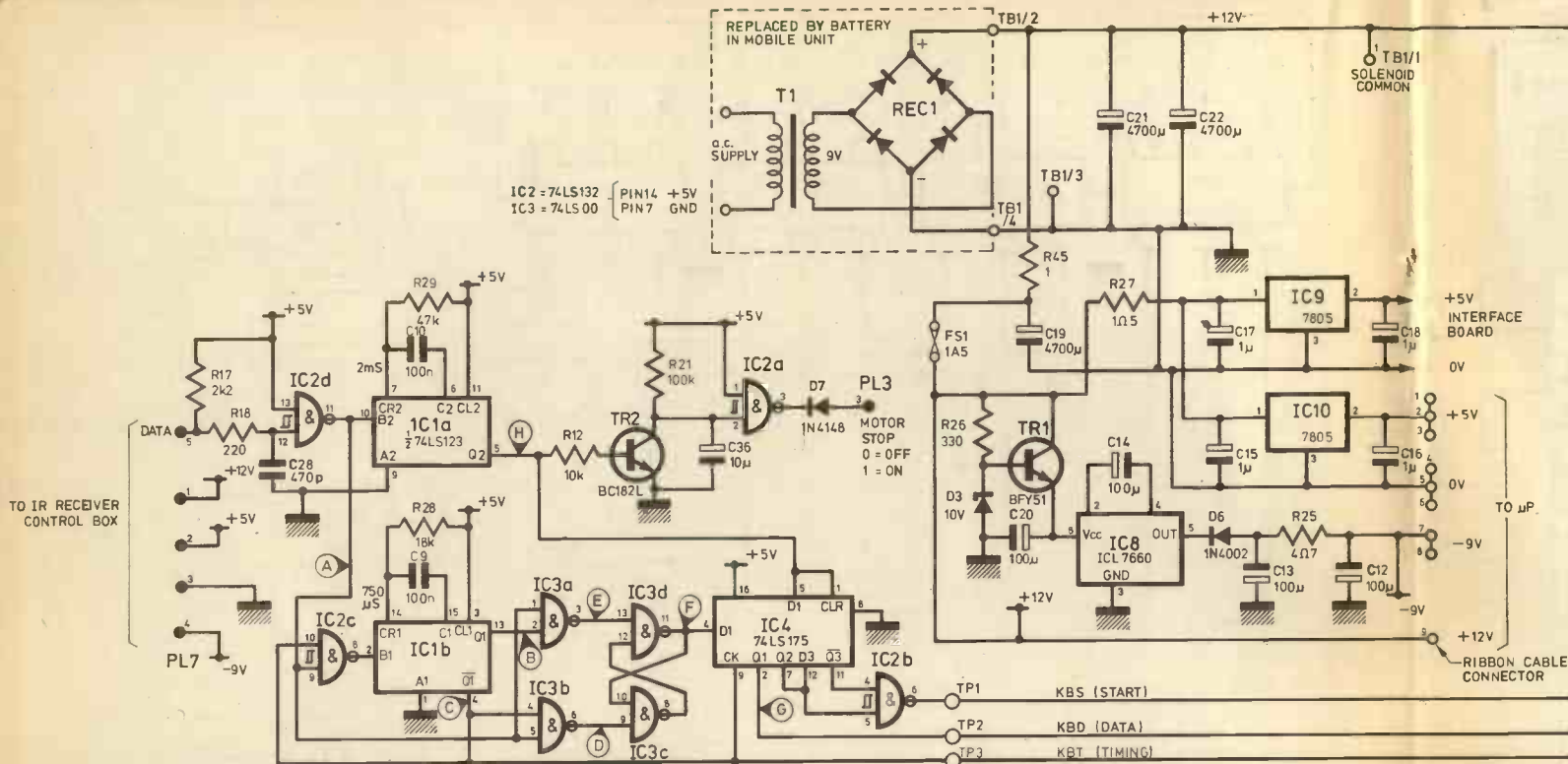
Constructor's Note

Complete kit of parts for this project can be obtained from Powertran Cybernetics, Portway Industrial Estate, Andover, Hants SP10 3WN. ☎ Andover (0264) 64455.

Prices are as follows . . .

Genesis M101 4 axis model (excluding wheel base)	£295.00
Genesis M101 5 axis model (excluding wheel base)	£345.00
Genesis M101 wheel base	£79.00
Genesis P101 4 axis model	£450.00
Genesis P101 6 axis model	£545.00
Genesis S101 4 axis model	£355.00
Genesis S101 5 axis model	£405.00
Position detector coil set for M101, S101 4 axis models	£15.00
Position detector coil set for M101, S101 5 axis models	£19.00
Position detector coil set for P101 4 axis model	£15.00
Position detector coil set for P101 6 axis model	£24.00
Position detector board for M101, S101 4, 5 axis models	£6.50
Position detector board for P101 4, 6 axis models	£7.50
Motor drive board for M101 wheel base (2 required per machine)	£11.50
Control electronics for M101 (microprocessor board, interface board, display board and mounting bracket)	£135.00
Processor box for S101, P101 (microprocessor board, interface board, display board, power supply, interface cables, conduit, cabinet)	£175.00
Parts for RS232C interface (fits on microprocessor board)	£14.50
Hand held controller box for M101 (includes infra red transmitter and rechargeable battery)	£47.00
Hand held controller box for S101	£33.00
Hand held controller box for P101	£33.50

All prices subject to 15% V.A.T.



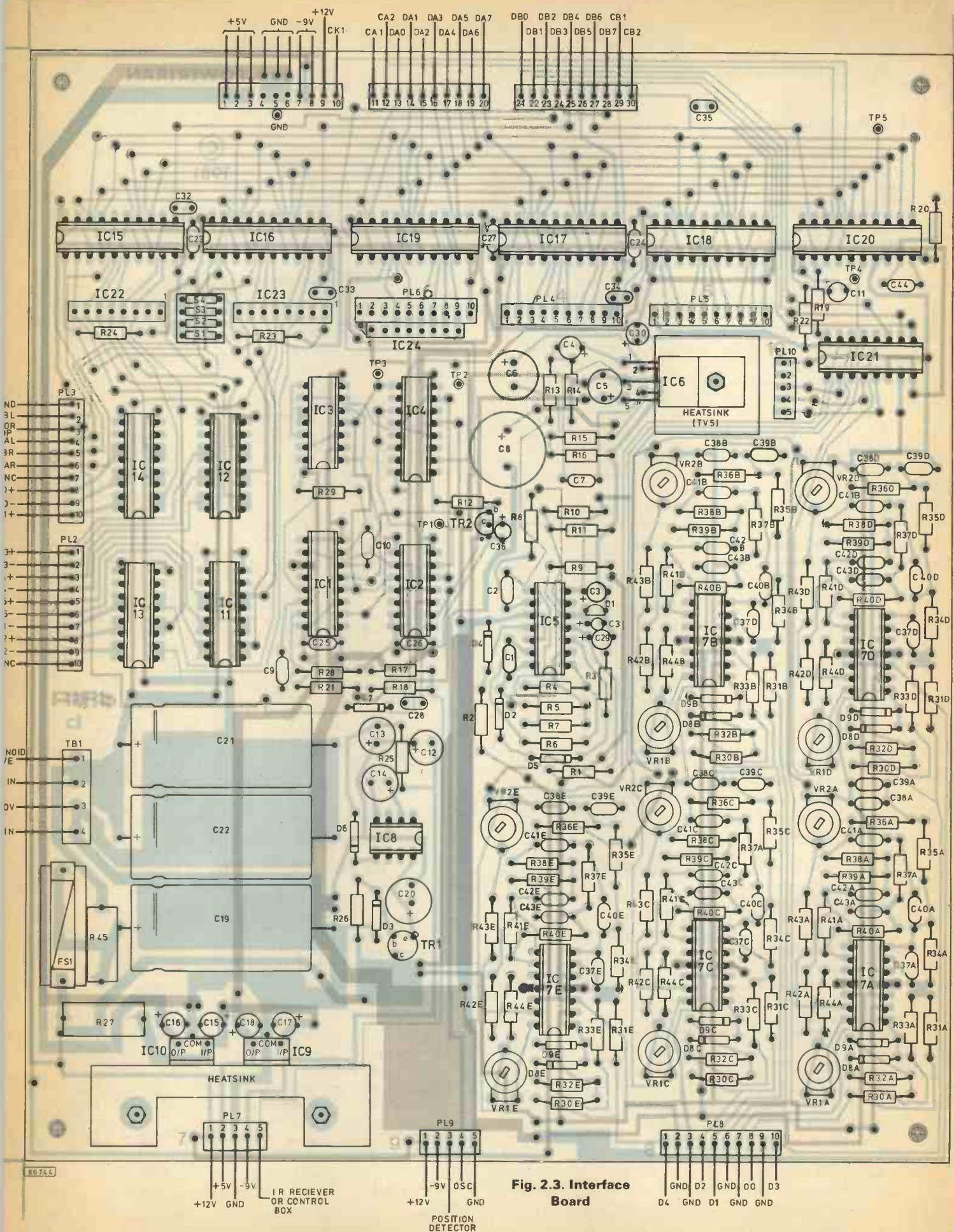


Fig. 2.3. Interface Board

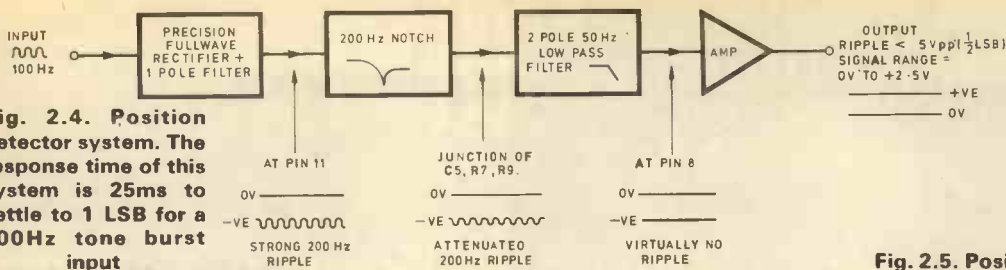


Fig. 2.4. Position detector system. The response time of this system is 25ms to settle to 1 LSB for a 100Hz tone burst input

INTERFACE BOARD

This board produces the power supply rails for all the electronic units; it also generates a precision reference sine-wave for the position detector units. It detects the position feedback data and converts it to a d.c. voltage which is then multiplexed into an ADC. This then delivers its data to the microprocessor. All data into and out of the microprocessor is held in latches on this board. The solenoid valves are driven by Darlington power drivers which are themselves driven by the latched data. This board together with the microprocessor board fits on the rotating platform of the M101, but for the bench mounting S101 and P101 there is a separate cabinet which encloses the pair of them.

CIRCUIT OPERATION

Refer to interface board (Figs. 2.2 & 2.3). The power supply is relatively simple. Most of the electronics runs from +5V which is obtained from two regulators IC13 and IC14. The positive unregulated rail is used to power op. amps. and some other devices, and is nominally +10 to +12V. A negative rail is needed to power the op. amps. and so a d.c. to d.c. converter is used (IC12). This delivers -7 to -9V at about 40mA. This is quite a low current and so it is necessary to use low power op. amps. (LM324 quad devices).

Latches IC19 to IC23 latch data into and out of the microprocessor section. Latches IC19 and IC20 send data to the Darlington drivers which drive the solenoid valves (Fig. 2.6). The solenoids need 600mA of current drive and so two drivers are paralleled to provide enough drive. Because of the high current, i.c. sockets are not used for these drivers. The ULN2003 also has internal protection diodes to prevent damage from back-e.m.f.s from the solenoids. The latches can be turned on and off (tri-state outputs) so that the solenoid drivers can be manually tested, i.e. tested without the microprocessor.

The position detectors use a magnetic coupling principle (Fig. 2.5) which avoids any electrical contacts on moving parts. Two coils are wound on a tube that fits on the outside of the non-ferrous hydraulic cylinder. A sine wave is fed to the drive coil and it is detected on the pickup coil. The size of the pickup signal depends on the magnetic coupling between the coils, which is dependent upon the position of the steel actuator rod (see graph). The pickup signal is attenuated by about 30dB relative to the drive signal and changes by about 6dB at the operating frequency of 100Hz. Fast response in the system is ensured by the carefully designed detector electronics which has a very short settling time.

The reference oscillator is a state variable filter with positive feedback (IC5). A low distortion sine-wave (total harmonic distortion of about 1%) is fed into a power amplifier (IC6), which is used to drive the position detector coils. The position detector electronics consist of a precision full-wave rectifier, a notch filter and a lowpass filter, see Fig. 2.4. Half-wave rectification can be seen at the junction of D2/R3. Full-wave rectification occurs by mixing this signal with the original. The smoothed full wave rectified signal has a strong

Fig. 2.5. Position detector

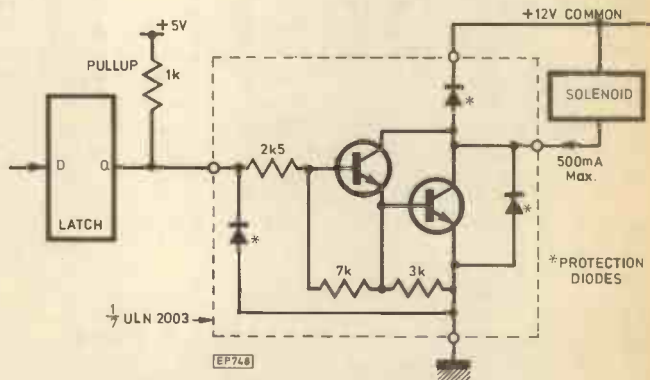
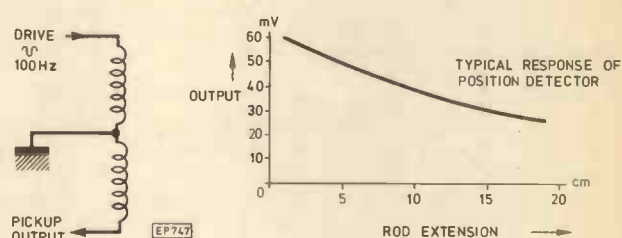
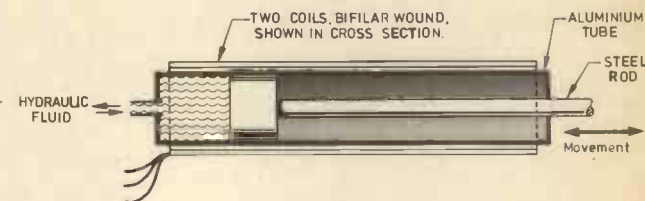


Fig. 2.6. Darlington drivers for solenoids

200Hz component and theoretically no 100Hz component. The 200Hz component is attenuated by the notch filter and it is then further filtered by a 50Hz lowpass filter. The last stage of the detector is a variable gain stage with a variable d.c. offset. The output voltage should be 0V with the actuator extended, and +2.5V with it retracted. There are 5 detector circuits on the interface board, although only 4 are used on the M101 and S101 robots, i.e. one for each movement except the gripper where there is little advantage in knowing how open its fingers are. The five detector output voltages are multiplexed (IC25) into the micro-processor controlled ADC (Analog to Digital Converter), IC24. Conversion time is about 20 microseconds. IC1, 2, 3, 4 are used to detect the incoming data from the manual control unit which will be discussed in a future part.

NEXT MONTH: Display and Motor boards, plus mobile wheel base.

Semiconductor UPDATE...

FEATURING LM1894 ICL7663 Z800

R. W. Coles

NOISES OFF

The trouble with noise reduction systems like Dolby is that audio signals have to be encoded before transmission or recording for the technique to work. The principle employed relies on the pre-emphasis of high frequency sounds before recording, and the de-emphasis of those portions of the audio spectrum during replay. Troublesome noise sources introduced during the recording and replay phase such as tape "hiss" are not boosted during pre-emphasis but are attenuated during de-emphasis with the result that the high frequency noise "floor" is dropped by up to 10dB for the Dolby B system. All this is fine if signals are properly encoded by means of pre-emphasis before reproduction, but it cannot help at all in the case of un-encoded signals such as most radio broadcasts, records, and old tape recordings.

A new technique called Dynamic Noise Reduction (DNR), while probably not replacing Dolby where it can be most effectively employed, in cassette systems for example, offers the major advantage of being completely independent of any sort of pre-emphasis or encoding and therefore usable with any kind of audio source—even old 78 records! This technique relies on the phenomenon of auditory masking exploited by the use of signal controlled bandwidth reduction in the replay or receiving equipment only.

Taking advantage of the fact that aggregate noise output is proportional to the bandwidth of the system, DNR acts to reduce bandwidth or frequency response when only low audio signal levels are present, while increasing it to the maximum possible during louder passages. While the signal level is high, then no noise reduction takes place in the DNR circuitry, but the human ear can happily take care of these situations unaided thanks to the auditory masking of the lower level high frequency noise components during loud passages.

Electronically, the audio signal is fed through a low-pass filter with a variable cut-off frequency which is "tuned" dynamically by the incoming signal level. To ensure a well balanced response, it is necessary to pass the incoming signal through a high-pass filter with a 6dB per octave slope and a -3dB point at about 6kHz before using this to generate the filter control signal. This ensures that a loud low frequency signal opens up the bandwidth less than a loud high frequency signal.

National Semiconductor have produced one chip that does the whole job, coded LM1894. It contains two variable low-pass filter sections (for stereo applications), a

summing amplifier to combine the two input signal channels, and a detector and voltage to current converter to drive the filters. All you need in addition to the LM1894 and its 14 pin plastic package are a few resistors and capacitors, and maybe a 19kHz filter coil if the circuit must handle stereo broadcast signals.

(At the time of going to press, the LM1894 is not available, as National are considering the introduction of a licensing system, similar to that presently being operated by Dolby.—Ed.)

CMOS REGS

Those Intersil whizz-kids who showed us that CMOS wasn't just a logic technology have done it again. Their latest CMOS chip is going to be very useful in very many applications, in fact now that I have seen the spec. I can't help wondering how we managed to get by without it all these years!

On offer are their ICL7663 and 7664 voltage regulators, but these regulators are unique in: a) being made in CMOS, and b) having a standby current consumption of just 4 microamps—maximum! The new chips are ideal for battery powered instruments that need stable supply rails, and they can handle supply currents from only 1 microamp to a respectable 40 milliamps over a voltage range adjustable from 1.6 to 16 volts with an input-output voltage differential of only 50 millivolts.

You can even use these babies as switches to save even more precious juice during your system's idle moments, a simple logic command is all you need to use them as an on/off switch, just like on those fancy l.c.d. calculators which turn themselves off when you ignore them for long enough.

The ICL7663 handles positive voltages and the 7664 negative voltages, and in their 8 pin mini-dip packages they will only set you back a pound or two, a bargain if ever I saw one!

CORPORAL ZILG?

You may remember me mentioning the "Captain Zilog" comic strip character and his heroic deeds among the index registers of the Z8000 sixteen bit microprocessor. Well the 16 bit race is now old hat, and Zilog seem to have retired their hero on full pay. Not that he was a complete success, because it now seems that the Intel 8086 and the Motorola 68000 are selling rather better than the Z8000, probably because Intel were first and Motorola have (arguably) the better chip.

Another possible reason for the lacklustre sales performance of the Z8000, despite the tremendous success of the eight bit Z80, could be the lack of an "in between" processor to bridge the gap from eight to full sixteen bit performance. Intel have their 8088 which is really an 8086 inside working with a multiplexed eight bit bus outside to keep system costs low, and Motorola have the 6809 which is rather like a souped up 6800 with a lot of internal sixteen bit operations which the earlier 6800 lacked.

Now Zilog are not an outfit to let the grass grow under their feet, and to meet the challenge they are about to introduce a new device which could prove more popular than either the 8088 or the 6809 since it will build directly on their acknowledged success with the Z80. The new chip will be known as the Z800 (surprise surprise!) and it will offer complete code compatibility with the Z80 so that system upgrade will be possible without rewriting software, something which neither of the competitors can claim. Despite its ability to run Z80 programs, the Z80 is a true 16 bit machine internally with a very advanced performance which will allow even old Z80 stuff to run three to five times faster, with even better results available when new programs are written to take full advantage of the 16 bit architecture and new opcodes.

The Z800 will also be available in two basic versions. The first of these uses a non-multiplexed eight bit bus compatible with existing Z80 systems which offers a very simple performance increase to established Z80 users. When users are ready for yet more power, they can switch to the second version which has an 8088 type multiplexed bus to make better use of its sixteen bit architecture. After that gentle rise in capability, Z800 users are expected to find the switch to full Z8000 sixteen bit designs a painless procedure!

All this is interesting of course, but all I am waiting for is the new comic—featuring *Corporal Zilog* no doubt!

WESTERN SUPPLIER

In last October's Semiconductor Update, one of the featured devices was the WD55 from Western Digital. I mentioned that it was available in this country from Jee Distribution of Hayes, Middlesex. Now I am informed that Jee do not stock the WD55, but it is available from Pronto Electronic Systems of Ilford, who are distributors for Western Digital.

Step-by-step fully illustrated assembly and fitting instructions are included together with circuit descriptions. Highest quality components are used throughout.

Sparkrite


BRANDLEADING ELECTRONICS

NOW AVAILABLE IN KIT FORM





SX1000 Electronic Ignition

- Inductive Discharge
- Extended coil energy storage circuit
- Contact breaker driven
- Three position changeover switch
- Over 65 components to assemble
- Patented clip-to-coil fitting
- Fits all 12v neg. earth vehicles




SX2000 Electronic Ignition

- The brandleading system on the market today
- Unique Reactive Discharge
- Combined Inductive and Capacitive Discharge
- Contact breaker driven
- Three position changeover switch
- Over 130 components to assemble
- Patented clip-to-coil fitting
- Fits all 12v neg. earth vehicles





MAGIDICE Electronic Dice

- Not an auto item but great fun for the family
- Total random selection
- Triggered by waving of hand over dice
- Bleeps and flashes during a 4 second tumble sequence
- Throw displayed for 10 seconds
- Auto display of last throw 1 second in 5
- Muting and Off switch on base
- Hours of continuous use from PP7 battery
- Over 100 components to assemble
- Supplied in superb presentation gift box



TX2002 Electronic Ignition

- The ultimate system
- Switchable contactless
- Three position switch with Auxiliary back-up inductive circuit.
- Reactive Discharge. Combined capacitive and inductive.
- Extended coil energy storage circuit.
- Magnetic contactless distributor triggerhead.
- Distributor triggerhead adaptors included.
- Can also be triggered by existing contact breakers.
- Die cast waterproof case with clip-to-coil fitting
- Fits majority of 4 and 6 cylinder 12v neg. earth vehicles.
- Over 150 components to assemble




AT-80 Electronic Car Security System

- Arms doors, boot, bonnet and has security loop to protect fog/spot lamps, radio/tape, CB equipment
- Programmable personal code entry system
- Armed and disarmed from outside vehicle using a special magnetic key fob against a windscreen sensor pad adhered to the inside of the screen
- Fits all 12V neg earth vehicles
- Over 250 components to assemble

VOYAGER Car Drive Computer

- A most sophisticated accessory.
- Utilises a single chip mask programmed microprocessor incorporating a unique programme designed by EDA Sparkrite Ltd.
- Affords 12 functions centred on Fuel, Speed, Distance and Time.
- Visual and Audible alarms warning of Excess Speed, Frost/Ice, Lights-left-on.
- Facility to operate LOG and TRIP functions independently or synchronously.
- Large 10mm high 400ft-L fluorescent display with auto intensity.
- Unique speed and fuel transducers giving a programmed accuracy of + or - 1%.
- Large LOG & TRIP memories. 2,000 miles. 180 gallons. 100 hours.
- Full Imperial and Metric calibrations.
- Over 300 components to assemble.
- A real challenge for the electronics enthusiast!



All EDA-SPARKRITE products and designs are fully covered by one or more World Patents.

EDA SPARKRITE LIMITED 82 Bath Street, Walsall, West Midlands, WS1 3DE England. Tel: (0922) 614791

	SELF ASSEMBLY KIT	READY BUILT UNITS
SX 1000	£12.75	£27.95
SX 2000	£19.95	£43.75
TX 2002	£29.95	£62.95
AT. 80	£24.95	£49.75
VOYAGER	£49.95	£84.75
MAGIDICE	£12.95	£19.95

PRICES INC. VAT. POSTAGE & PACKING

NAME _____ PE _____
 ADDRESS _____
 I ENCLOSE CHEQUE(S)/POSTAL ORDERS FOR
 £ _____ KIT REF. _____
 CHEQUE NO. _____
 24hr. Answerphone
 PHONE YOUR ORDER WITH ACCESS/BARCLAYCARD
 SEND ONLY SAE IF BROCHURE IS REQUIRED

BRANDLEADING BRITISH ELECTRONICS

CUT OUT THE COUPON NOW! 49



SPACEWATCH

FRANK W. HYDE

THE SECOND SHUTTLE MISSION

After the first and historic mission of the spacecraft Columbia there was widespread excitement, and relief that the mission had achieved its object. Naturally there was the enthusiastic reaction and speculation that there would be an immediate turnround programme for a second mission. However, after the first inspections and examination of various items of a physical nature, some of the data concerning the aerodynamics, coupled with the new programme for the second and perhaps vital trial, more time has been needed before orders to proceed were forthcoming. By the time you read this, history will have determined the way in which the programme will proceed after the second mission.

The sophistication of the electronics involved in space programmes is extensive and much of the practice is well known to those familiar with the art. Perhaps in some ways many people have become somewhat blasé about the whole business. Yet those engaged directly or indirectly with the space programme are still very conscious of the implications for the future. The public generally have come to regard even Columbia as a secondary matter to pop stars and football. While many of those close to the matter do regard such an attitude as heresy, the fact is that the very attitude is in a way complimentary. The main theme of any activity seems to contain a large element of gladiatorial stimulus. The fact that space activities are commonplace and do not have great disasters, takes from the matter the excitement required. It is significant perhaps that this reality is an admission that modern technology is reliable.

The second mission of Columbia, with USAF Colonel Joe H. Engle and Navy Captain Richard H. Truly, will be carrying out an extensive survey of the many unknowns which became evident in the first flight. There were some unusual events noted on the first mission with regard to aerodynamics. The two Astronauts have been preparing certain plan-

ned manoeuvres by using the Singer Link simulator. These relate to some complicated supersonic and hypersonic techniques for re-entry plans. The data obtained will provide information about the vehicle's centre of gravity, angles of attack and flight stability and performance required by the differing characteristics of the various payloads. It is clear already that an important point in re-entry is manual control. Both Astronauts will be very busy on this trip for there are 19 groups of manoeuvres to be made. Some of them allow intervals of only 20 seconds between sequences.

On the first mission the vehicle was quite stable. Bank reversals were manually flown at Mach 5 and Mach 2.8 but did not use manual control; apart from that, until reaching an altitude of 35,000 ft no manual control was exercised. One of the reasons for this was that at Mach 5 and Mach 2.8 there were stability questions in those two areas. Mission 2 will operate manual control slightly differently. The Mach 5 and Mach 2.8 manoeuvres will be flown automatically because they were found to be stable in practice. However the initial bank manoeuvre will be initiated somewhere about Mach 24 to 25 with manual control and reach up to 80° bank at an altitude of 260,000 ft. In this area more precise control can be maintained manually than could be achieved by automatic control. It was in fact at this point on Mission 1 that a roll oscillation that exceeded the expected sideslip occurred.

The importance of the simulator in the whole scheme of vehicle control is exemplified in the remarks made by the first of the Shuttle crews. Both Young and Crippen have already made reference to the fact by such remarks which indicated that actual experience of re-entry was helped enormously by the time spent with the simulator. It is here perhaps that tribute should be paid to such men as Major Steven R. Nagel of the USAF who specialises in shuttle re-entry issues. During re-entry the incoming data is mainly from dynamic pressure and velocity. Dynamic pressure is most active above velocities of Mach 22 at an altitude about 238,000 ft. Below this the velocity is the more useful parameter from which to initiate the next manoeuvres. Great use is made of 'cue' cards in much the same way that aerobatic teams operate. With the Shuttle the cues relate for example to the dynamic pressure or the velocity at which to initiate action and a minimum level of control system propellant below which any manoeuvre would not be continued. There will be a time at re-entry when communications after the radio black-out period will be kept to a minimum. This is to allow the astronauts maximum concentration at about Mach 10.

THE NEW INDUSTRIALISATION

The success of the first Shuttle mission and the soon to be realised hopes of the second, is already accelerating the vanguard of new things and the rapid development of those begun. Robotics has an important part to play here. The success of the USSR in their unmanned automatic missions to embryo space stations gives new impetus to the extension of man's peaceful pursuits in recovering the fruits of the Earth and its environs. The reduction of

certain activities required in any task has been established for more than a century. Now though the mechanical precision is still very much required, it is the control which needs the most attention. There is an opinion among a large group who consider that all things should be done by remote operation. The argument usually is that this reduces mortality. Some reason quite well and plausibly. There is good reason to suspect *fear* is a motivation for some of this. Perhaps it will be possible to be free from this naive approach when the forecasting aids such as simulators, which can give real time information leaving practically nothing to chance, are used. Though in some instances continuing communication in real time becomes difficult when extensive journeys from the Earth are undertaken, nevertheless this has been shown with the Voyagers to be surmountable.

In the specific instance Marshall Space Flight Center in Alabama have tasks which are being examined by the Massachusetts Institute of Technology under a one year contract to investigate systems of robotics for working in outer space. When work is required to be done in geostationary orbits or others at high altitudes protection for astronauts would have to be extensive. This is due to the high level of radiation and also the conditions of magnetic fields holding charged particles inimical to the biological machine—*man*. The robotic units would of course be immune. It is to be hoped that the robots of film fame have finally disappeared when these matters are discussed and a great deal of engineering skill will not be squandered in making man in his own image. Indeed one robotic unit with which the writer is associated puts all three of the parameters (seeing, feeling and hearing) into one box manipulator. It is perhaps pertinent to point out here that there is always a revival of the 'making machines think' approach. It is on some occasions perhaps worth while asking why people approach the subject from the wrong end, that is thinking of emulation instead of analysing the problem in its reality. The designing of *Automatics* (as the writer would prefer to call them) has been around for a long time and many people do not seem to realise that these form quite a large part of the engineering scene. It is only the advent of some of the new requirements that focuses attention and ideas run riot. Also it has to be remembered that these highly sophisticated units would be in many cases directed at a particular task. If one encountered a space unit not of the kind for which the 'robot' was designed, it would be useless.

This leads to another important point: standardisation. It will be necessary for the builders of new satellites to adopt some common agreement as to configuration. This does not necessarily mean overall but rather the standard units could be those which have a finite lifetime and could have a configuration which was standard including fixing with a homing signal to which it could call the repair unit. This would apply to much of the operating equipment including the replacement of manoeuvring propellants etc.

Whatever may be the progress in this area the final and human way will be to *take a look see!* Nothing in the foreseeable future will take the adventure from the human temperament.

THE BAND BOX

PART 2 A.J. BOOTHMAN



THIS month the principles and construction of the peripheral system which operates in conjunction with the Microcontroller will be described.

The Band-Box provides a full trio backing of musicians in a single unit and may be programmed by the vocal or instrumental soloist to give automatic accompaniment for some 50 to 100 tunes dependent on the complexity of each score.

THE MICROCONTROLLER

Fig. 3 shows the track layout and component overlay for the p.c.b. and it is advisable to closely inspect this before proceeding, particularly ensuring that bridges are not present between any of the tracks.

The first operation is to insert the track linking pins from the front of the board. Track pins are easily pushed into the holes and broken off from the stick, using a metal implement e.g. screwdriver, the pins can be pushed home with the thumb and then soldered on top of the board. Note that some of the pins are positioned underneath i.c. sockets so that it is essential they are inserted first.

All i.c.s should be mounted in sockets which can be soldered to the board in the same operation as the resistors. In order to avoid confusion later it should be noted that all i.c. sockets have some indication to fix the position of pin 1 and this should be followed at this stage to ensure that orientation of the i.c.s is not confused at a later date. IC1 has pin 1 to the bottom of the board, IC2 to the right, IC3-7 to the left. Memories IC8-11 have pin 1 to the top, IC12-15 to the bottom, monitor IC16 is to the top whilst the spare EPROM position is to the bottom. At this stage the larger components should be soldered to the board. Some difficulty may be experienced in soldering with a 1mm bit on the larger components and a $\frac{3}{32}$ in bit may be necessary.

A further inspection of all tracks and connections should be made after assembly of the board including meter checks on adjacent tracks to detect shorts, and then the i.c.s can be inserted into the sockets. IC9, 10, 11, 13, 14, and 15 should be omitted until the complete Band-Box has been tested since they are unnecessary until the first five pages of the score store have been used and there is no point in risking damage to them unnecessarily. When any i.c.s are inserted care should be taken to ensure that all pins correctly enter the socket and do not bend under the integrated circuit.

Apart from checking for track shorts and missing solder connections this is the third most common cause of malfunction in high density i.c. based systems.

SYSTEM BOARD

The majority of the electronic hardware, apart from the Microcontroller, is mounted on a single p.c.b. which will be referred to as the system board. A second board contains the displays and a number of keyswitches. The circuitry is best understood if it is split into four parts, music generation, input controls, display and keypads, and the power supply.

MUSIC GENERATION

Before describing the music generation circuitry the method used to generate the audio tones is illustrated in Fig. 4. A set of waveforms is stored in the monitor memory in a similar manner to that shown in Fig. 4(a). In the illustration a complete cycle is divided into sixteen parts and values between 0 and 15 given to approximate the amplitude of the waveform in a stepped manner. In the Band-Box the chord instrument waveforms are split into 64 segments and the bass into 128 segments, both using amplitude values between 0 and 63; however, for diagrammatic simplicity sixteen segments are used in the illustration without change to the principles involved.

In order to produce a sound from the sequence of stored values it is necessary to convert each number into an analog voltage which is achieved using a digital to analog converter (DAC), and provided that an interval of time is allowed to lapse between the moment at which each value is converted by the DAC a stepped waveform will appear at the DAC output. Consequently a method of changing the fundamental frequency of the waveform is apparent by changing the interval of time between samples which if reduced will result in an increase in frequency.

This assumes that each and every stored value requires to be read at varying time intervals, but it is also possible to use a fixed time interval and either skip some values to increase frequency or read some values more than once to reduce frequency. The Band-Box uses this second principle and has a set of increment figures stored in the monitor which accurately correspond to the required amount of movement through the memory, after each fixed time interval, which will produce the required range of fundamental frequencies.




Fig. 3. Track layout and component overlay for the double-side Microcontroller

The effect of different increments is shown in Figs. 4(b-d). Whereas in Fig. 4(a) the X-axis simply represents the memory positions in which the sixteen numbers are stored (0-15), Figs. 4(b-d) are shown in real time at intervals of 0.2ms which roughly corresponds to that used in the Band-Box. The microprocessor is programmed to accumulate one relevant increment per time interval so that for an increment of 0.67 it will count 0, 0.67, 1.33, 2.0 etc., and it looks at the value stored in the memory position given by dropping the following fraction—i.e. position 0, 0, 1, 2 etc. As shown in Fig. 4(b), 24 time intervals are required to complete a cycle using an increment of 0.67, such that the overall period with an 0.2ms interval is 4.8ms, giving a frequency of 208.33Hz. An increment of 1.0 is shown in Fig. 4(c) and since it causes longer jumps through the memory the higher frequency of 312.5Hz results. Fig. 4(d) shows an octave increase in frequency to 416.67Hz due to the corresponding doubling of the increment to 1.33.

Very accurate tuning can be realised using this technique, a factor which has considerable importance in the Band-Box application where the four note combinations used for the chord instrument, which must have high relative accuracy, are produced by programming the microprocessor to separately accumulate increments corresponding to each of the four notes and then add the four waveforms internally to give a composite waveform at the output of the DAC. It will be noticed that the example waveforms shown in Fig. 4 are not of simple sine, square, or triangular variety, but are in fact computed from elements of the fundamental plus over-tones at factors of 2, 2.75, 3, 4 and 5.4, a freedom in waveform construction not easily available by conventional synthesizer techniques.

MUSIC FROM THE MEMORY

In Part 1 the score store was described in that it contains numbers corresponding to the next action required of the Band-Box. Most instructions give the chord required plus its duration, and when detected by the micro it converts half the number to represent a particular type of chord the notes of which are tabled in the monitor. To cope with the adjustable playback key and movements in chord group which will have occurred during composition, the micro transposes the notes (frequency) of the chord and then checks the monitor for the increments corresponding to each chord note plus the increments corresponding to four bass notes one of which will be playing at a particular time. The increments are translated into waveforms as described above and thus is music produced.

MUSIC GENERATION CIRCUITS

The complete circuitry for music generation is shown in Fig. 5. The bass waveform first appears at the output of IC22d and is produced by DAC IC20. At intervals of 0.2ms a binary number between 0 and 63 is taken from the data bus into the latches which comprise Output Port 1. The moment at which the number is placed in the latches is determined by the 0.5µs positive chip select pulse CS1 produced by the decoding circuits which operate on the address and write signals generated by the micro. The number remains on the outputs of the port after the chip select pulse is over, and is converted by IC20 to a corresponding analog voltage level.

BASS ENVELOPES

It will be noted that 0 to 63 uses the bottom six lines of the data bus (D0-D5) leaving D6 and D7 spare. D6 is normally at logic zero except when a pulse is required to switch off the Master Rhythm in the auto-stop mode which occurs

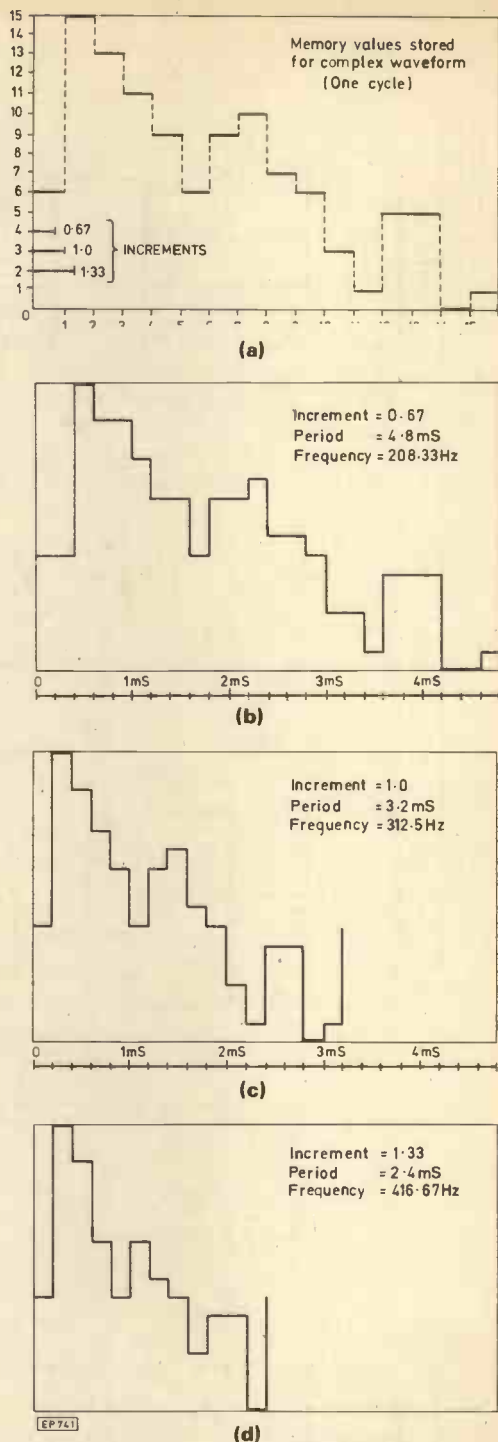


Fig. 4. Music generation principles

after a 'Fine' instruction is found in the score store. D7 is used to provide a positive pulse to trigger the two bass envelope circuits, one of which is selected by S1b at any particular moment. The micro is programmed to count clock pulses received from the Master Rhythm and convert them into musical beats. Depending on the bass figure selected on the appropriate control a bass envelope trigger pulse will appear on pin 19 of IC18, be shaped by the following resistor/capacitor networks, buffered by IC22c, and presented at the DAC control pin 14. The output at pin 4 is modulated from zero by the envelope input at pin 14 and is buffered by IC22d.

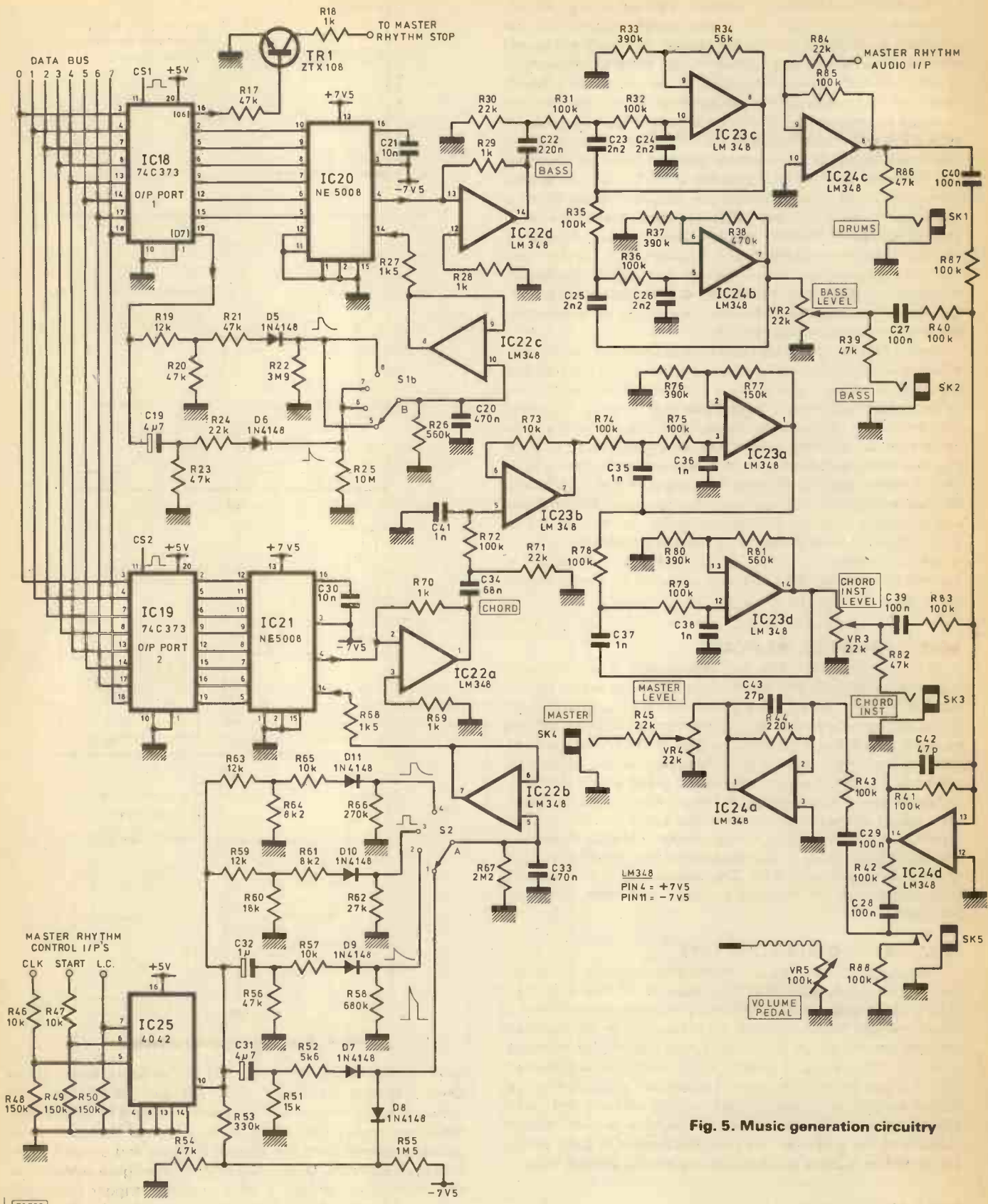


Fig. 5. Music generation circuitry

EG 730

LOW PASS FILTERS

The waveform at the output of IC22d contains 0.2ms steps, as shown earlier, corresponding to a frequency of 5kHz. IC23c and IC24b comprise a four pole low pass filter with a 24dB per octave roll off and cut off frequency of 700Hz to remove the steps from the bass waveform.

CHORD INSTRUMENT WAVEFORM

Four notes are summed inside the micro to produce the chord instrument waveform which first appears at the output of IC22a. The operation is similar to the bass generator except that all eight data lines are used to give numbers between 0 and 252 (4×63) at the latched outputs of Output Port 2. The filter comprising IC23b, 23a and 23d is of five pole type with a cut off of 1.6kHz and roll off of 30dB per octave. The higher quality filter is necessary since the fundamental and harmonic frequency range of the chord instrument more nearly approach the theoretical limit of $\frac{1}{2}$ the sampling frequency which is placed on sample waveform generation techniques.

CHORD INSTRUMENT ENVELOPES

Master Rhythm inputs are shown entering pins 5, 6 and 7 of IC25 which generates the envelope trigger at its output pin 10. When pin 6 is held at zero by an off condition in the Master Rhythm, pin 10 is also held at zero. When the Master Rhythm is playing the "Start" signal rises to +5 volts, and for

each positive clock pulse on pin 5 of IC25 the output takes up the state of pin 7 at that moment, latching the state until the next clock pulse occurs. Pin 7 is connected to the Master Rhythm control line which previously operated the long cymbal circuit and now becomes the programmable rhythmic pattern for the chord instrument. Due to the latching action of IC25 a continuous program of play pulses from the Master Rhythm will result in an uninterrupted high output at pin 10 which can give a sustained organ type output for example. However, the envelope trigger will drop when a programmed rest appears at pin 7 giving a large number of possible rhythmic permutations which may be stored in the Master Rhythm.

Four chord instrument envelope shapers are present on the board. In position one a percussive attack is followed by a damper action when pin 10 of IC25 drops to zero, whilst in position two the damper circuit is omitted. Positions three and four give sustained envelopes with different rates of attack and decay.

MIXER AND PREAMPS

IC24c amplifies the output from the Master Rhythm before entering the mixer IC24d together with the bass and chord instruments. A volume pedal fits between IC24d and IC24a which is the final preamplifier giving a mixed signal in phase with the individual instrument outputs.

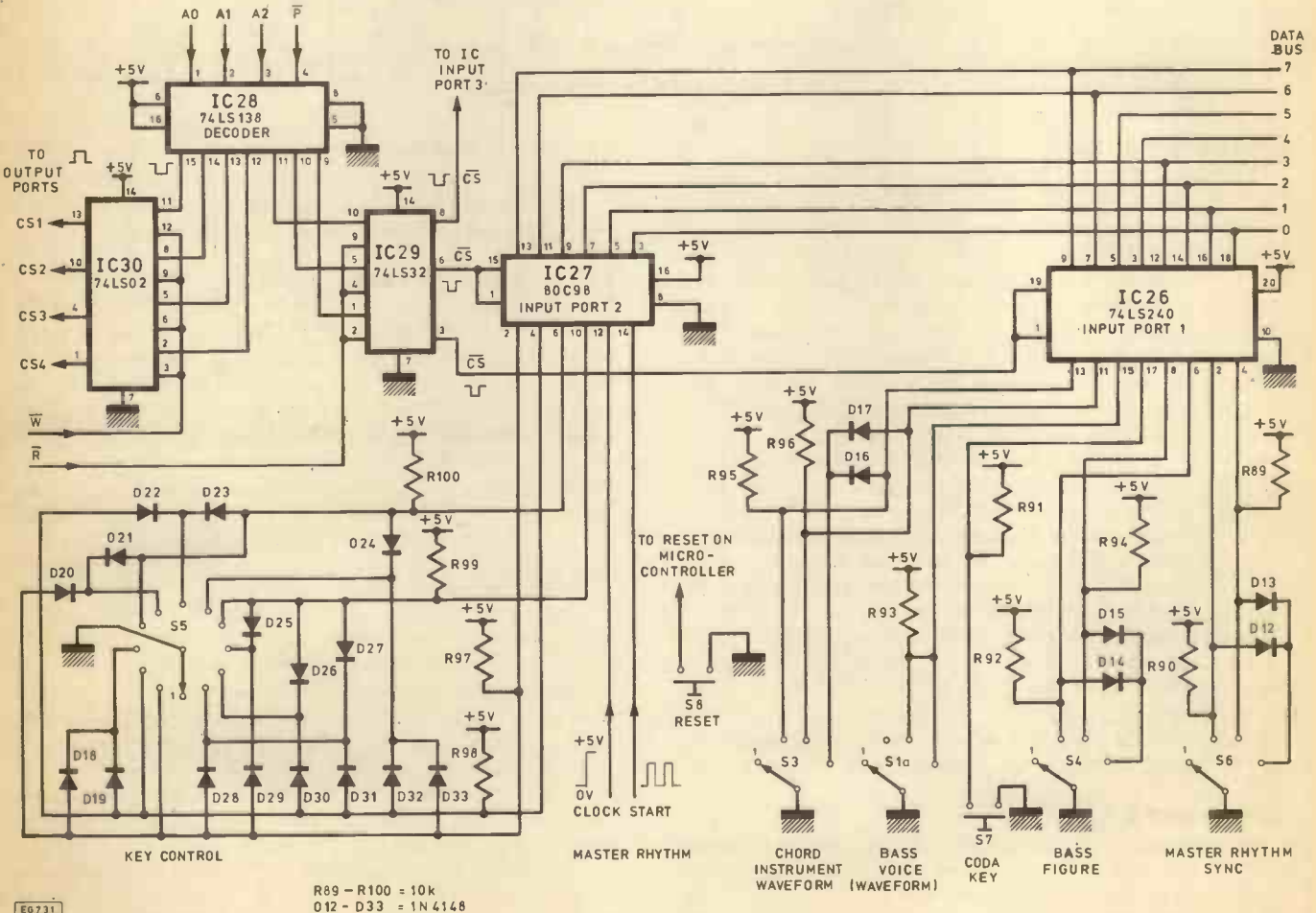


Fig. 6. Input control circuits for Band-box

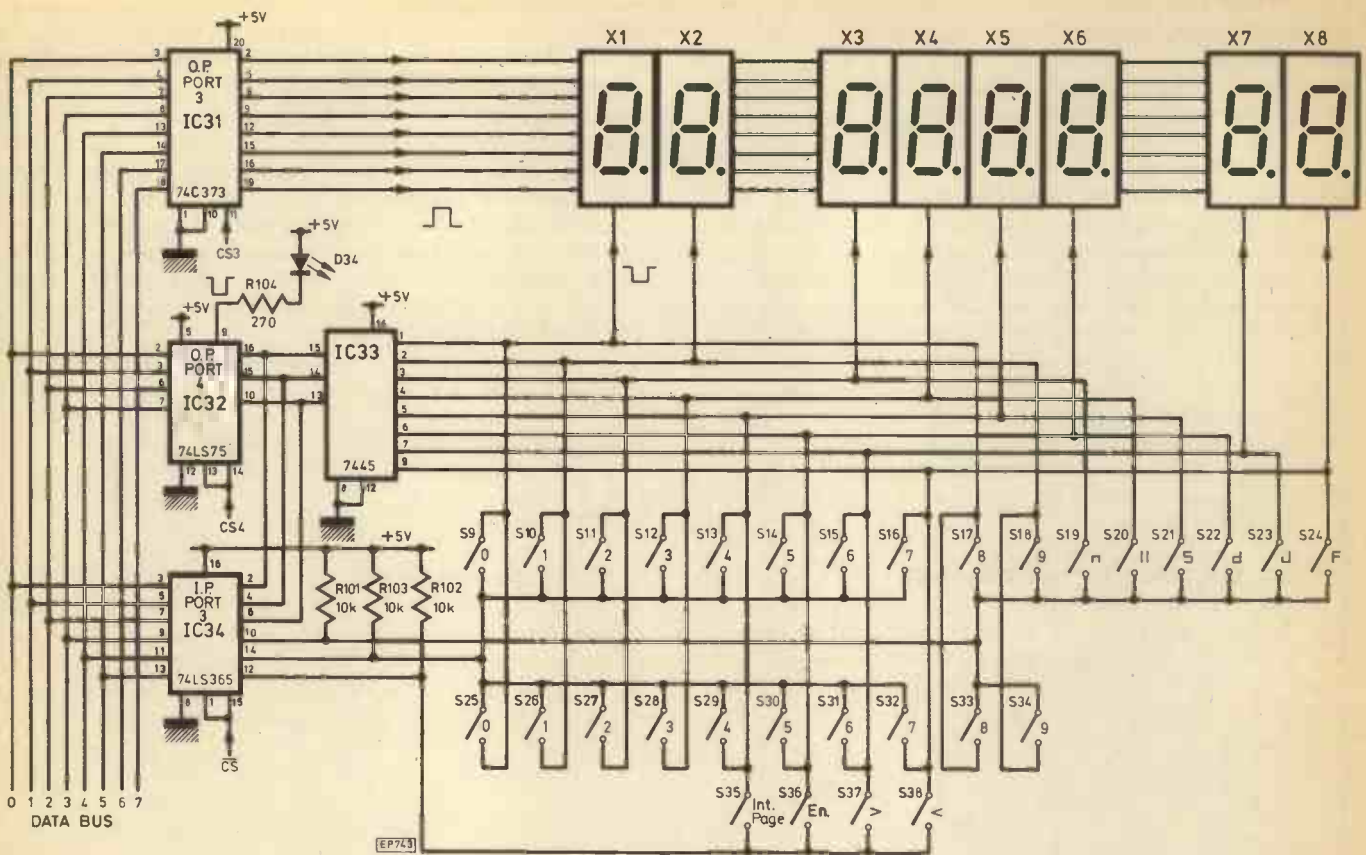


Fig. 7. Display and keyswitch circuits

INPUT CONTROLS

The input controls cover the multi-position rotary switches and the full circuitry is given in Fig. 6. As shown last month a four position switch can be represented by numbers 0,1,2,3. Referring to S6 in Fig. 6, resistors R89 and R90 hold the two inputs to IC26 at +5 volts when the switch is in position 1. IC26 is an inverter used as an input port so that when it receives an 0.5µs chip select pulse from the decoding circuits it puts the complement of the binary number seen at its inputs onto the data bus. Thus in positions 1,2,3 and 4 the binary numbers 00,01,10 and 11 are put onto bits D1 and D0 of the data bus respectively.

Considering S4 it will place similar binary numbers onto bits D3 and D2, which in decimal terms are equivalent to 0, 4,8 and 12. The remaining switches on Input Port 1 act in a similar manner on data lines D4-D7 equivalent to higher decimal numbers and it can be seen that a single number between 0 and 255 can represent the sum of a unique combination of positions for all switches on the Port.

The chip select pins 1 and 19 on IC26 are normally at +5 volts but the micro is programmed by the monitor to pulse them to ground for 0.5µs every 0.2ms to pass the number corresponding to the switches onto the data bus. The Band-Box program in the monitor determines what procedures to carry out based on the switch position combination.

INPUT PORT 2

This port passes the information relating to the playback key onto the data bus in the same manner as above and it will be noticed that data lines D4 and D5 are not used. D6 and D7 enable the micro to look at the Master Rhythm. Pin 12 rises to +5 volts when the Master Rhythm is running which after inversion sends a zero to the Microcontroller.

The Master Rhythm clock pulse is being checked every 0.2ms by the input port and the micro is programmed to detect each rising edge through D7 and use this for the purpose of timing chord duration and bass trigger.

CHIP SELECT PULSES

A total of seven ports are involved in the Band-Box system, three are inputs to and four are outputs from the Microcontroller and each is selected at the appropriate moment by a chip select pulse generated by IC28-30. A combination of A0, A1, A2 and \bar{P} decides which port is required using the decoder IC28, and the 0.5µs period of selection is determined by \bar{R} or \bar{W} gated with the negative outputs of IC28. OR gates in IC29 and NOR gates in IC30 ensure that input ports receive negative chip select pulses and output ports receive positive chip select pulses.

DISPLAY AND KEYING

A common circuit handles both the eight segment i.e.d. displays and the two sets of input keyswitches. This part of the system is inoperative whilst music is being generated but is used for playback score selection and composition. The system is multiplexed which means that the eight displays are each scanned in turn for approximately 1ms and the micro puts the information required for a particular display into the output port latches of IC31 for the period concerned. The monitor contains a set of codes which are converted to messages on the displays (Fig. 7).

The Output Port 4 comprising IC32 has three input lines to produce a sequence of eight numbers 0 to 7 which are decoded from their binary form by IC33, the outputs of which fall to zero as selected. The display segments which require to be lit at a particular moment receive a positive

COMPONENTS . . .

SYSTEM BOARD/DISPLAY BOARD

Resistors

R17	47k	R59	12k
R18	1k0	R60	18k
R19	12k	R61	8k2
R20-21	47k	R62	27k
R22	3M9	R63	12k
R23	47k	R64	8k2
R24	22k	R65	10k
R25	10M	R66	270k
R26	560k	R67	2M2
R27	1k5	R68	1k5
R28-29	1k0	R69-70	1k0
R30	22k	R71	22k
R31-32	100k*	R72	100k*
R33	390k*	R73	10k
R34	56k*	R74-75	100k*
R35-36	100k*	R76	390k*
R37	390k*	R77	150k*
R38	470k*	R78-79	100k*
R39	47k	R80	390k*
R40-43	100k	R81	560k*
R44	220k	R82	47k
R45	22k	R83	100k
R46-47	10k	R84	22k
R48-50	150k	R85	100k
R51	15k	R86	47k
R52	5k6	R87-88	100k
R53	330k	R89-103	10k
R54	47k	R104	270
R55	1M5	R105	1k0
R56	47k	R106-107	180
R57	10k	R108	10, 7W
R58	680k		

All resistors 0.25W 5% carbon film except * which are 2%

Capacitors

C19	4 μ 7 35V elect.
C20	0.47 μ
C21	10n ceramic
C22	0.22 μ polyester
C23-26	2n2 \pm 2%
C27-29	0.1 μ polyester
C30	10n ceramic
C31	4 μ 7 35V elect.
C32	1 μ 0 63V elect.
C33	0.47 μ
C34	68n polyester
C35-38	1n0 \pm 2%
C39-40	0.1 μ polyester
C41	1n0 \pm 2%
C42	47p ceramic
C43	27p ceramic
C44	4k7 μ 16V elect.
C45	470 μ 16V elect.
C46-49	47n ceramic

Miscellaneous

VR2-4	22k log
VR5	100k log
S1	3 pole 4 way rotary
S2-4	1 pole 4 way rotary
S5	1 pole 12 way rotary
S6	1 pole 4 way rotary
S7-38	D6 keyswitches + 16 key caps
S39	Mains 2 pole
T1	Mains transformer 2 x 9V, 20VA
FS1	315mA slow blow
Displays	8 x DL-500
SK1-4	Mono jack unswitched
SK5	Mono jack switched
24 pin D.I.L. sockets	2
40 pin D.I.L. socket	1
Track pins	250
14 pin D.I.L. sockets	5
16 pin D.I.L. sockets	9
20 pin D.I.L. sockets	4

Semiconductors

D5-33	1N4148
D34	I.e.d.
D35-42	1N4002
D43	I.e.d.
D44-45	7V5 Zener 400mW
TR1	ZTX108
IC18-19	74C373
IC20-21	NE5008
IC22-24	LM348
IC25	4042
IC26	74LS240
IC27	80C98
IC28	74LS138
IC29	74LS32
IC30	74LS02
IC31	74C373
IC32	74LS75
IC33	7445
IC34	74LS365
IC35	LM340-5

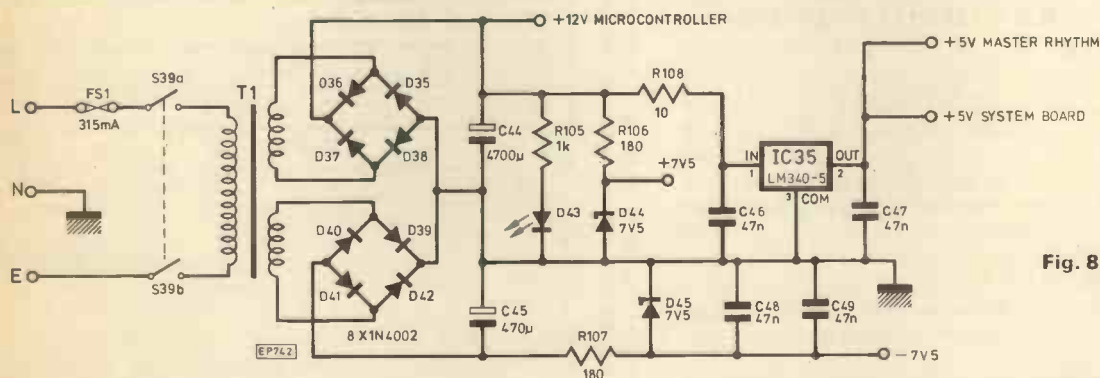


Fig. 8. Power supply

voltage from IC31 and the current in the segments is self-limited by the voltage drop across this integrated circuit.

IC34 decodes keying activity in parallel with the display operation in that data lines D0, D1 and D2 are connected to the latched outputs of IC32 which indicate which display and key column (0-7) is currently being accessed, and depression of a key in this column will pull the voltage down on either pin 14, 10 or 12 depending on which key group is being used (0-7), (8-F.), or (Int. Page, En, >, or <). Keys 0-9 appear twice in parallel to give operator convenience. The key group selected is transmitted on data lines D3, 4 and 5 to the micro which is programmed to note when a key is pressed and take the necessary action.

Data line D3 on IC32 is controlled by the micro to give a negative pulse on each beat to flash the I.e.d.

POWER SUPPLIES

A mains transformer is mounted in the base of the Band-Box and the remainder of the circuitry as shown in Fig. 8 is integrated into the system board. An unregulated supply of approximately +12 volts feeds the microcontroller and Zener diodes are used to obtain $\pm 7V5$ for the audio circuits. The remainder of the system operates on +5 volts from the regulator IC35.

Next Month: Construction of the system and display boards together with details of assembly and memory map.



MC 88E CARTRIDGE

£19-50

MINIMAX 2 SPEAKERS

£59-95 pr

SEOUM SR3220 RECEIVER **£69-95**

**PRICES INCLUDE
V.A.T. POSTAGE
AND PACKING**

Once again we are pleased to be able to offer Videotone equipment at incredible prices—just compare these special "PE prices" with anyone else's! Remember they include VAT and postage.

CORAL MC88E HIGH OUTPUT MOVING COIL CARTRIDGE

The high voltage output (2.5mV) does away with the need for a head amplifier or step-up transformer. Flat frequency response over the range 20Hz to 40kHz. Look what *HiFi Answers* said—and they quoted the cost as £29.95!

"The Coral MC88E sets out to be a good cheap moving coil which doesn't need an ancillary step-up device, and achieves it. Just what we've been waiting for."

MINIMAX 2 SPEAKERS

The new improved version of this renowned best seller. It needs no introduction—again look what *HiFi Answers* said of the Minimax:

"Their modest appearance and price disguise their startling abilities. Never have we heard such a small speaker sound so big!"

SEOUM SR3220 STEREO TUNER AMP

This unit incorporates a three band tuner and a 20 watt (r.m.s.) per channel amplifier. With features like speaker switching for two sets of speakers, f.m. tuning i.e.d's, mute, subsonic filter, loudness, etc., it's another Videotone winner. There's a matching range of other items, too (see the Videotone advertisement). Geoff Giles, of *Practical HiFi*, had this to say about the Seoum range:

"There is never enough space to write all one wants to about a system and especially so if such has generated genuine enthusiasm as this one has so easily done, but suffice to say that in all respects, I just cannot fault it. Highly recommended."

Offer limited to U.K. and B.F.P.O. only.

To: Videotone Ltd., 98 Crofton Park Road,
Crofton Park, London SE4. Tel. 01-690 8511/2
Please send me the following items:

Price each	No.	Description	Total
£19.50		MC88E	
£59.95	pr.	Minimax 2	
£59.95		SR3220	

I enclose P.O./Cheque No. Value

Make cheques payable to Videotone Ltd.

Name

Address

.....

.....

Please allow 28 days for delivery

OFFER CLOSES FRIDAY 18th DECEMBER 1981

Name

Address

.....

.....

From: Videotone Ltd., 98 Crofton Park Road, Crofton Park, London SE4. Tel. 01-690 8511/2

Complete both parts of the coupon in BLOCK CAPITALS

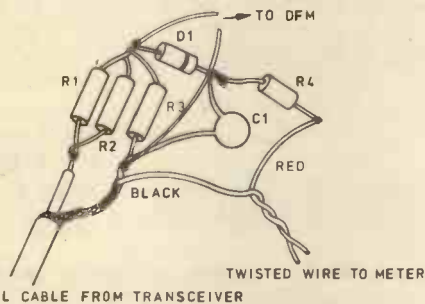
PE RANGER

27FM CB PART FOUR

MICHAEL TOOLEY B.A.
DAVID WHITFIELD M.A. M.Sc

CONSTRUCTORS who own or have access to more sophisticated test gear may wish to carry out additional tests on the Ranger in order to confirm that it is operating in accordance with the design specification. The most useful items of equipment are summarised in the list below. It is not, however, expected that all of these items will be to hand and the actual measurements carried out by individual constructors will obviously be limited by the available test gear. For this reason the measurements will not be described in detail and only a brief outline of each will be given.

- (i) A digital frequency meter which can provide a direct readout to 30MHz with a resolution of 1kHz or better. Alternatively a low frequency DFM and pre-scaler can be employed. See Fig. 4.1.



EG 708 EG 716

Fig. 4.1. Transmitter Frequency adjustment using a DFM

Connect the DFM across the 10Ω resistor of the 50Ω load. This should produce an RF level of approx. 1V r.m.s. Operate the PTT switch on the microphone and adjust L1 to give the exact channel frequency required. Note that the reading on the output indicator will be slightly reduced when the DFM is connected.

- (ii) An r.f. power meter with an internal load of 50Ω. Alternatively a combined power/SWR meter may be used together with a separate 50Ω load; the 50Ω load/indicator is quite suitable. See Fig. 4.2.

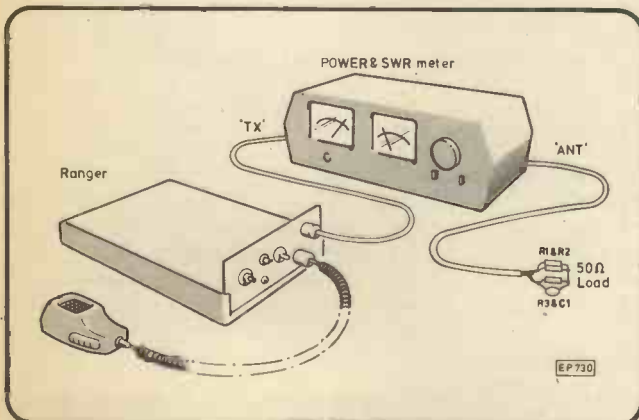


Fig. 4.2. Measurement of r.f. output power

Connect the Power and SWR Meter as shown above. Operate the PTT. Measure the SWR (follow the instructions supplied with the meter) and check that it is less than 1.25:1. Then measure the r.f. power. Note that, with most combined power and SWR meters, the power meter is a voltage sensing device and it is only accurate for a low value of SWR (ie: less than 1.25:1). If necessary make slight adjustments to VC1 and VC2 for maximum power output.

- (iii) A stable and accurately calibrated r.f. signal generator with a 50Ω attenuated output. The generator should preferably also have an FM facility rather than the more usual AM. See Fig. 4.3.

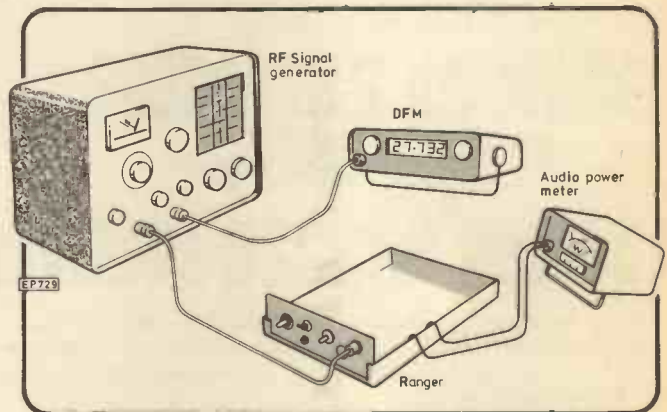


Fig. 4.3. Measurement of receiver sensitivity

Switch 'on' the signal generator and allow it to stabilise. Accurately set the output frequency to the channel in use with the aid of the DFM. Switch the internal modulation 'off' and adjust L104/5 so that the signal appears in the centre of the receiver passband. Switch off the squelch and progressively reduce the output of the generator and adjust L100/1, L102/3 and L106 for maximum quieting (reduction in background noise). Switch the modulation 'on' and adjust L108 for best audio quality.

Disconnect the r.f. generator and terminate the aerial socket with the 50Ω load. Connect the audio power meter in place of the internal loudspeaker and adjust the volume control to produce an output power of 100mW. Reconnect the generator and adjust its output level (using the attenuator) so that the output power meter reads 10mW. The output voltage from the generator is the receiver sensitivity for 10dB quieting.

- (iv) An accurate and sensitive absorption wavemeter covering a frequency range of at least 27MHz to 150MHz. Alternatively an r.f. field strength meter covering the same range may be used.

Position the transceiver in the vertical plane and connect the helical aerial. Operate the PTT and hold the wavemeter in close proximity to the aerial. Check that a strong output is obtained at 27MHz and no other output is obtained at any other frequency. Particular frequencies to check are those that are harmonically related to the output, ie: 55MHz,

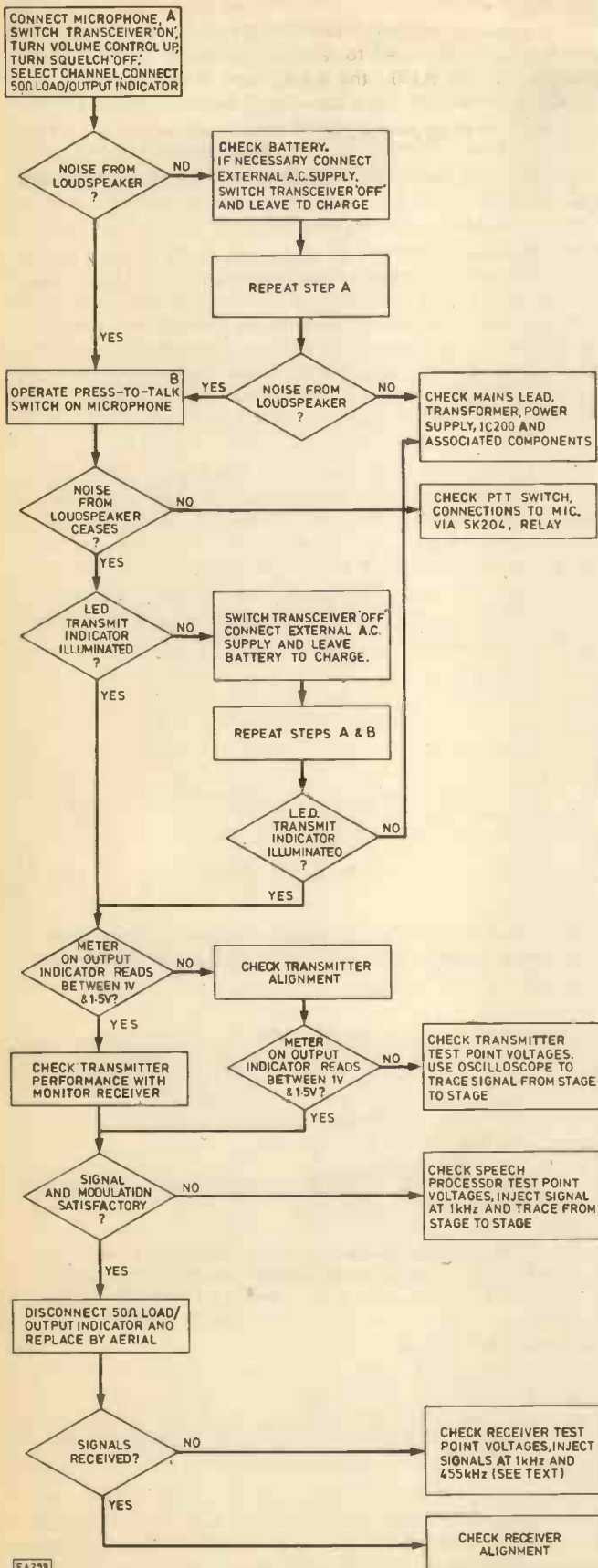


Fig. 4.4. Fault finding flowchart

83MHz, 111MHz, and 138MHz. With a very sensitive instrument (and particularly in the case of a field strength meter when used in place of the wavemeter) it may be possible to detect the presence of harmonics; however, their relative level should be very much less than that of the 27MHz output.

- (v) An FM deviation meter suitable for use at 27MHz. (An a.f. generator will also be needed for deviation measurements).
- (vi) An r.f. spectrum analyser covering the range 9MHz to 1GHz.

The last two items are unlikely to be found in any other than the better equipped r.f. laboratories but they are included for the sake of completeness. Where such devices are available it is highly probable that constructors will already have the expertise required to use them and therefore instructions for carrying out measurements with these instruments are not given.

FAULT FINDING

By now most constructors will have completed the wiring and assembly of the Ranger and this would appear to be an appropriate moment to introduce the topic of fault finding. As with any piece of complex electronic equipment, a logical approach to fault tracing is required. The basic tools required for fault finding are a d.c. multi-range meter, an a.f./r.f. signal generator, and an oscilloscope. The last two items are useful but fortunately they are not always required. Indeed, it is generally possible to find even the most complex fault using no more than a basic multimeter and a lot of patience!

The first step is to ascertain the general area of the fault, i.e.: transmitter, receiver, power supply, control circuitry. Then sub-divide the area you have identified into its constituent parts; oscillator, multiplier, driver and power amplifier, for example. Comparison of the test voltages with the actual circuit voltages can usually throw some immediate light on the subject and, having satisfied yourself that the d.c. supplies are correct the next step is to follow the signal through from stage to stage. When fault tracing on the transmitter it is important to note that most of the stages are operated under class C conditions and the d.c. voltages will vary widely with the level of r.f. Fortunately comparison between driven and non-driven conditions can be very easily made by simply switching the channel selector to a spare channel. This will provide an immediate indication as to whether, or not, r.f. is present in the stage concerned.

In the receiver section things are not quite so simple and it is unlikely that constructors will be able to glean a great deal of information from test voltages in, for example, the i.f. amplifier stage—unless they are lucky enough to have the internal circuit of IC100! This is where a signal generator can be useful. A 455kHz signal can be injected directly into IC100 (pin 3) and this will help decide whether the fault is in the front-end or i.f. stages of the receiver. Similarly an a.f. signal, at say 1kHz, can be injected across the volume control and this will provide some indication of whether the fault is in the i.f. or audio stage. To help with the initial stages of fault tracing, a flow chart has been provided in order to determine the area of any possible fault condition, see Fig. 4.4.

VOLTAGE TABLE

Test voltages were measured under the following conditions:

- (i) 240V a.c. mains supply connected via SK201

(ii) 50Ω load/output indicator connected (see Alignment section).

(iii) VR2 adjusted for 500mW output (see Alignment section).

Test voltages were measured using a 20kΩ/volt multi-range meter.

TEST POINT	TRANSMIT	RECEIVE
a	2.1	0
b	0.8	0
c	1.1	0
d	9.0	0
e	0	6.0
f	0	5.7
g	0	14.5
h	11.5	0
i	5.7	0
j	5.7	0
k	9.3	0
load output "ext d.c." socket SK203	1.2	0
	12.3	15.5

RF VOLTAGE TABLE

Transmit	SK200	5V
	TR1 emitter	1.9V
	TR1 collector	2.0V
	TR2 collector	5.0V
	TR3 collector	9.0V
	TR4 collector	19.5V
Receive	TR102 drain	1.0V

All voltages measured using external a.c. supply and 50Ω load/output indicator. Voltages are r.m.s. readings using a valve voltmeter and diode probe.

AERIALS

The aerial system used with any transceiver is a crucial factor in determining its overall performance both on transmit and on receive. The best possible aerial system should always be employed and money spent on improving aerials and feeders is always well invested.

Users should not expect too much from the Ranger when it is operated as a hand-held unit in conjunction with its matching helical aerial. This is due not only to the relatively low output power but also to the inefficiency of a miniature aerial system operating with a very inadequate earth plane. The result is a working range which is very much less than that which could be obtained with, say, a well sited full-size base station aerial system. A further point worth noting when using the helical aerial is that a significant amount of the r.f. energy radiated will be absorbed by the body of the user! For best results the transceiver should be held with the helical aerial in the vertical plane as high as possible and well away from the user. If a car roof, filing cabinet, water tank, or similar metal structure is available this can be used most effectively as a means of improving the efficiency of the aerial system. Simply place the transceiver upright as near as possible to the centre of its improvised ground plane and operate as far away from the transceiver as the microphone lead will allow.

The type of aerial used in any particular base station situation will depend on several factors, the most significant of which are the available space and, when dealing with omni-

directional vertically polarised aerials, the maximum height attainable. Whenever possible the Ranger should be used with a properly designed base station aerial rather than depend on its helical aerial which will certainly give disappointing results when used indoors. The most obvious choice of aerial will probably be a derivative of the vertical monopole. This is a very simple aerial consisting of a single radiating element and a ground plane to provide a reflected image of the monopole. The aerial performs in a manner similar to that of a free-space dipole and has basically similar radiation patterns modified, somewhat, by the effect of the imperfect ground plane. The major problem is that, with a discontinuous ground plane, an appreciable amount of radiation is directed upwards away from the surface of the earth and not concentrated in the most useful direction which is, of course, at right angles to the element. Typical radiation patterns for perfect and imperfect ground plane monopole aerials are shown in Figs. 4.5a and b and it is clear from these that the quality of the ground plane has a major effect on the performance of the aerial system. For this, and other reasons, there has been a move to free-space aerials, such as the vertical dipole, "J-antenna", and "Slim-Jim". All of these aerials operate without the need for a ground plane but they are generally a little more difficult to construct and adjust. Whatever type of aerial is selected most proprietary CB aerials will work well with the Ranger provided, of course, that the manufacturer's assembly and installation instructions are carefully followed.

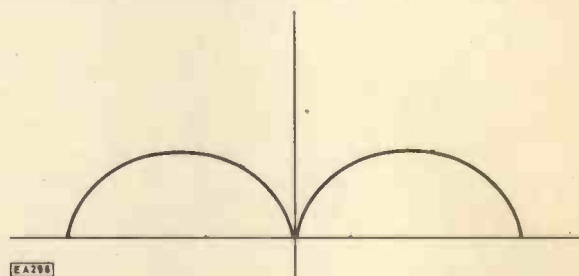


Fig. 4.5a. Vertical plane radiation pattern of a vertical quarter wave monopole aerial mounted above a perfect ground plane




Fig. 4.5b. Vertical plane radiation pattern of a vertical quarter wave monopole aerial mounted above an imperfect ground plane

FEEDERS AND SWR

Coaxial feeders having a nominal impedance of 50Ω should be used for connecting the Ranger to an aerial system (do not use 75Ω TV aerial downlead!). Ideally the feeder used should be a "low-loss" type. However, where only a short length of feeder is used (say less than 20') the power lost in "standard" cables will be quite insignificant. The power lost depends on two factors; the type and quality of the cable used and its length. A 25' length of UR-43, for example, will have a loss of approximately 0.5dB, doubling the length to 50' increases the loss to 1dB. In the first case approximately 10 per cent of the power is wasted in the cable

and 90 per cent arrives at the aerial (assuming, of course, that it is perfectly matched). In the second case approximately 20 per cent is lost in the cable and 80 per cent reaches the aerial. In practical terms this would make very little difference to the radiated signal. In general the feeder loss should not be allowed to exceed about 2dB since, at this point, only 63 per cent of the power appears at the aerial. The relationship between feeder loss and per cent power arriving at a perfectly matched aerial is shown in the table.

The characteristics of some commonly available coaxial cables are given in the table. Note that inferior cables of unknown origin and sometimes described as "UR-43 type" etc, should always be avoided as their performance is generally not as good as the cable which they purport to be!

A great deal of nonsense is often heard (and read!) concerning the topic of SWR (standing wave ratio). Far too many existing CB operators place too much emphasis on obtaining the lowest possible SWR from their aerial systems. Much of this effort is wasted since, in practical terms, an SWR of less than 2:1 is quite adequate and only represents an additional power loss of 0.2dB when present in, for example, a cable offering a matched loss of 1dB (ie: the total loss due to both feeder loss and SWR loss will only be 1.2dB). Furthermore a low SWR is not conclusive proof that an aerial is working efficiently. In fact a very low value of SWR can easily be obtained by using grossly inefficient aerial connected at the end of a very long length of lossy feeder!

In general, an SWR of 2:1 is nothing at all to worry about, 1.5:1 is good, and better than 1.3:1 is excellent. High values of SWR, say greater than 2:1 do not necessarily imply that an aerial system is poor. The solution is to add an aerial matching device in order to tune out the reactance associated with a non-resonant aerial and mismatched feeder. Aerial matching or tuning units are readily available as standard CB accessories however there is little point in purchasing one unless your SWR is greater than 2:1.

One final point worth mentioning is that, unlike some other CB transceivers, the power amplifier stage on the Ranger will tolerate excessively high values of SWR indefinitely. This means that, in the unfortunate event of your

FEEDER LOSS (dB)	PER CENT POWER AT PERFECTLY MATCHED AERIAL	PER CENT POWER WASTED IN FEEDER
0	100	0
0.5	90	10
1.0	80	20
2.0	63	37
3.0	50	50
6.0	25	75
α	0	100

CABLE NUMBER	IMPE-DANCE (Ω)	OVER-ALL DIAM. (INCH)	INNER CONDUCTOR (INCH)	CAPACITANCE PER FOOT (pF)	APPROX. ATTENUATION PER 100' at 27MHz (dB)
UR 43	52	0.195	1/0.032	29	2.2
UR 67	50	0.405	7/0.029	30	1
UR 76	51	0.195	19/0.0066	29	2.6

aerial dropping-off or the feeder becoming short circuited, the Ranger will just sit and take it.

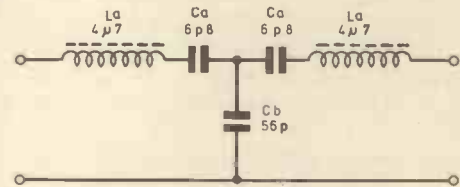
MODIFICATIONS

As a result of detailed tests and measurements made on a number of PE Ranger transceivers the following information has become available:

1. It is sometimes possible to set up the transmitter such that the level of spurious radiation is above the permitted level at particular frequencies. In order to substantially reduce the possibility of these harmonics being generated, the following changes to the original circuit must be made.

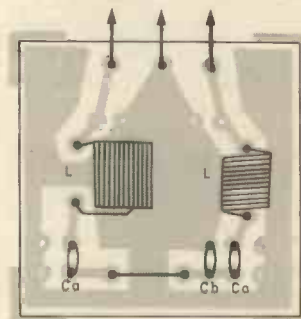
- Replace R6 (100 ohms) by a 10 μ H inductor; the type used for L6 is suitable.
- Add a 100pF disc ceramic capacitor between the primary winding terminals of L4. This is most conveniently soldered directly to the coil on the underside of the p.c.b.
- Replace C13 by a shorting link.
- Add a 15pF disc ceramic capacitor in parallel with L6, soldered on the underside of the p.c.b.
- Reduce the value of R10 from 27 Ω to 10 Ω .

2. An improved filter response will be obtained from the original low pass filter design if the mutual coupling between the input and output coils is reduced by the addition of a tinplate screen between these coils. The screen should be earthed, and may even be extended to enclose the whole filter unit. A recommended alternative filter design, with improved stopband attenuation but slightly higher insertion loss (1-2dB max), is shown in Fig. 4.6a and b. This may be fabricated on the original filter p.c.b. with only slight changes (2 holes and 2 trackbreaks).



N.B. La = 18 TURNS OF 30 SWG WOUND ON A 10mm o.d. FORMER WITH FERRITE SLUG. CLOSE WOUND.
Q = 120 APPROX.

Fig. 4.6a. Modified filter design



N.B. IT IS ESSENTIAL THAT THE TWO COILS ARE AT RIGHT ANGLES AS SHOWN.

Fig. 4.6b. Modified board design

3. If more output power is required from the transmitter, 2N2219 transistors may be used for TR3 and TR4. (You will have to make slight re-adjustments to L4/5 and L7/8 to compensate for the change.) The 2N2219 has a larger value of current gain and this will usually increase the output to 1W or so. Note that this modification will reduce the battery life (normally 2-3 hours of continuous operation).

4. If instability in the audio amplifier is observed this can easily be cured by the addition of a 1nF ceramic capacitor wired under the p.c.b. between pins 1 and 2 of IC101. To check whether instability is present move the loudspeaker connecting wires and listen to the noise produced by the loudspeaker. If there is a change in the noise produced as and when you move the connections or when they are touched this usually indicates high frequency instability in the audio stage and the signal produced may interact with the i.f./r.f. amplifier stages.

5. To improve front-end selectivity, image rejection, and simplify alignment the values of C121 and C122 should be changed to 22pF. It will then be harder to mis-align the r.f. tuned circuits.

6. For final alignment of the two r.f. tuned circuits, L100/101 and L102/103, it is recommended that all-plastic or all-nylon trimming tools are used. Tools fitted with phosphor bronze blades will de-tune the inductors whilst an adjustment is made. This is quite important if you want to get the "last ounce" of performance from your Ranger!

7. When aligning the receiver of the Ranger without the aid of test equipment it is important to note that, at present and until the new system comes into operation, signals likely to be heard will be AM and SSB and these will usually be off-frequency. These signals will sound very distorted and will certainly not be readable—they will at least give an indication that the receiver is functioning. Final adjustment of the r.f. tuned circuits should therefore be left until a proper FM signal is available.

8. There have been a number of cases where spurious output has been generated as a result of feedback by direct radiation of r.f. energy from the co-ax link (between the p.c.b. and the aerial socket) to the transmitter chain. It is essential that the front panel should exhibit a low impedance r.f. path to the earth plane on the p.c.b. A series tuned circuit is recommended for inclusion between the co-ax cable and the aerial socket, mounted immediately behind the aerial socket.

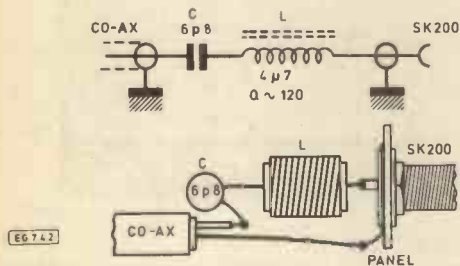


Fig. 4.7. Series tuned circuit

9. It is important that early issue p.c.b.s from Modus Systems are checked to ensure that the solder resist has been removed from around the slider pin of VR2 prior to soldering. Failure to do this will limit the maximum available output power to less than 5mW.

10. Should a 'chattering' squelch (i.e. where the squelch appears to open and close erratically in the absence of any discernible signal) be encountered, it is recommended that C102 be increased to 4.7µF, or even 10µF.

11. When tuning up the receiver, it is recommended that a matched 50Ω impedance be maintained. The receiver front end may show some sign of instability if not correctly terminated.

12. It is recommended that the exposed terminals of SK201 be protected with insulated sleeving.

13. A good earth bond between the front panel and the p.c.b. ground plane is essential. In some cases it has been

found necessary to use a short length of braid to connect the body of SK204 to the earth tag on SK200. A short length of braid should also be fitted from the earth tag of SK200 to the can of L104.

14. Should the squelch appear to be non-operational, it is well worth checking the polarity and marking of D102 with an ohm meter; there have been cases where the polarity of the diodes has been incorrectly marked on the body of the diode.

15. Low profile d.i.l. sockets (N.B. no other type) have been found suitable for use with all of the i.c.s in the Ranger.

16. When mounting the NiCad batteries (B200 and B201) on the p.c.b., it is advisable to ensure that they are firmly seated; track damage may occur (especially in transit) if the tags are not pushed fully through the board. Similar considerations apply to the mains transformer, T200.

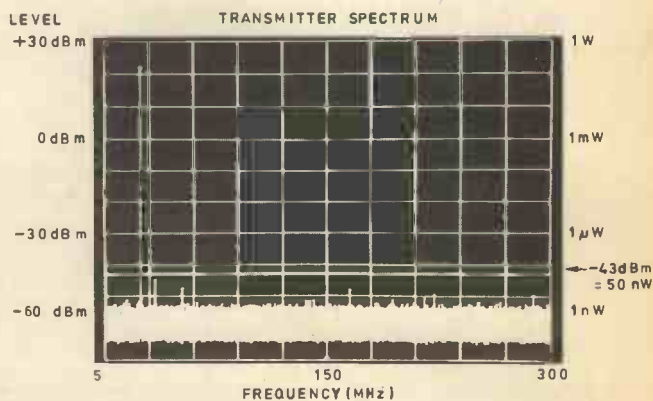
17. Apparent instability and lack of sensitivity in the receiver can be attributed to relatively high values of local oscillator injections in some sets. This can be cured by wiring a resistor of between 33Ω and 180Ω under the p.c.b. directly to the pins of L105. The value should not be so low as to stop the oscillator functioning and 100Ω makes a good starting point.

A further improvement may also be gained by wiring a 47kΩ resistor under the p.c.b. between pin 1 of IC100 and 0V. This increases the range of the local oscillator input swing.

After including the above mods (filter, series trap, R6, R10, C13, 2 extra capacitors) the alignment of the transmitter continues from step 17 as follows: using the load output indicator, adjust in the following sequence and repeat until maximum output is achieved: core in the series trap, cores in the filter, VC2, L8, VC1, L4, and L2.

TEST RESULTS

The following test results have been produced from a kit-built sample of the PE Ranger 27FM, which has been carefully aligned using techniques outlined in the series of articles. The set in question incorporated all of the suggested modifications in this part of the series, and was run from a mains supply.



RECEIVER SPURIOUS EMISSIONS

The maximum amplitude of emission from the receiver was measured as -48dBm into 50Ω; this is a power level of 15.8nW.

RECEIVER SENSITIVITY

The measured usable sensitivity of the receiver on Channel 9 using 1kHz tone modulation and ±2.5kHz deviation was 0.43µV. The measured sensitivity at 10dB signal-to-noise ratio was 0.80µV. All measurements made in a constant 50Ω environment.

TRANSMITTER SPECTRUM ANALYSIS

The detailed transmitter spectrum is shown for a Ranger transmitter which is fitted with the improved filter, the series trap in the co-ax link between p.c.b. and SK200, and has R6 and R10 replaced as described earlier.

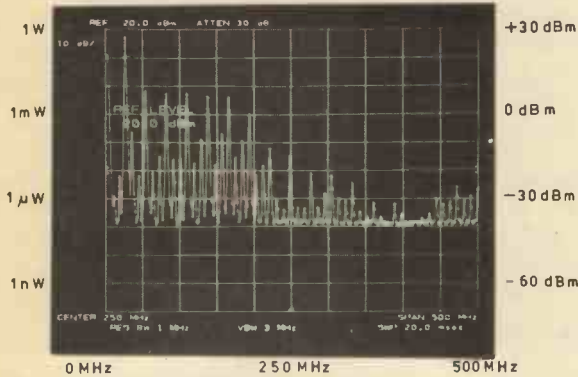
The Home Office specification calls for the levels of spurious emissions to be as follows:

0 to 80MHz	below 250nW	(-36dBm)
80 to 85MHz	below 50nW	(-43dBm)
85 to 87.5MHz	below 250nW	(-36dBm)
87.5 to 104MHz	below 50nW	(-43dBm)
104 to 108MHz	below 250nW	(-36dBm)
108 to 118MHz	below 50nW	(-43dBm)
118 to 135MHz	below 250nW	(-36dBm)
135 to 136MHz	below 50nW	(-43dBm)
136 to 174MHz	below 250nW	(-36dBm)

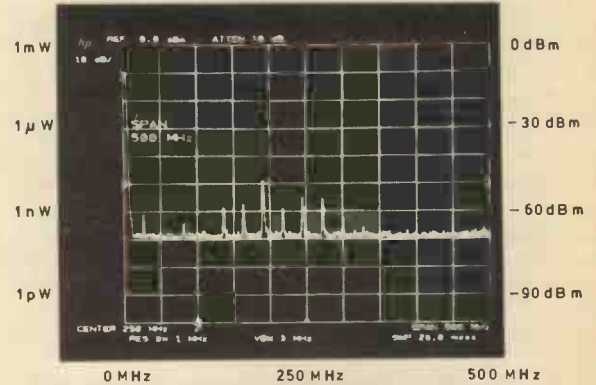
174 to 230MHz	below 50nW	(-43dBm)
230 to 470MHz	below 250nW	(-36dBm)
470 to 862MHz	below 50nW	(-43dBm)
862MHz upwards	below 250nW	(-36dBm)

The traces below show the importance of correct alignment. The first trace (A) is without a filter, and the second (B) is with the transmitter above.

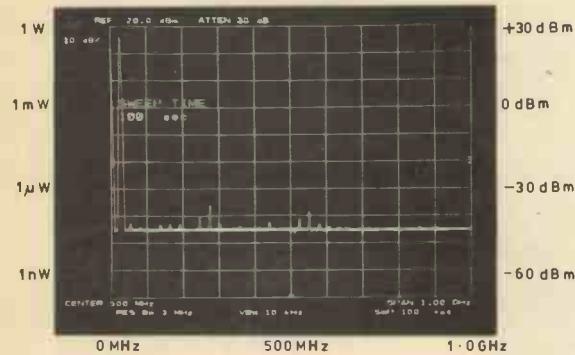
The results for a spectrum analysis of the Ranger receiver are shown below (C). The Home Office specification calls for a maximum allowable level of emission from the receiver of below 20nW (-47dBm) at any frequency. The Ranger receiver meets this specification. The tested sample is shown without modifications; the performance above 30MHz is improved when the series tuned circuit is added. A detailed examination of the local oscillator spectrum is shown (level = -63.6dBm or 0.5nW) in trace (D).



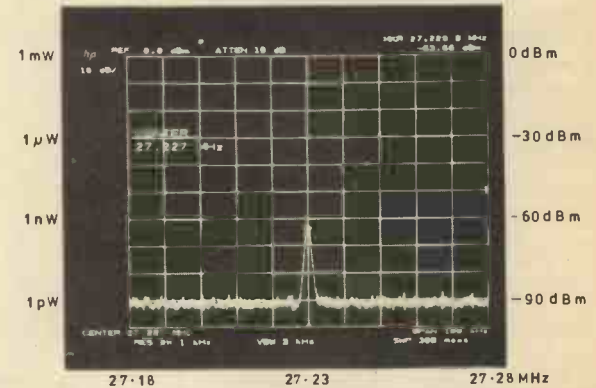
A



C

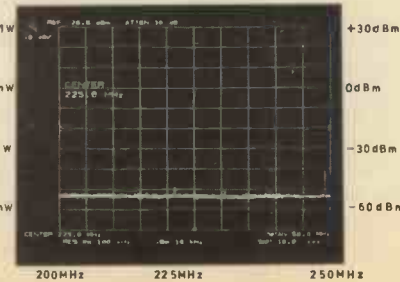
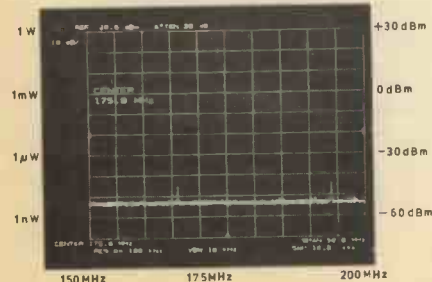
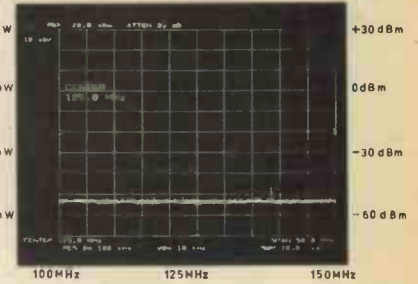

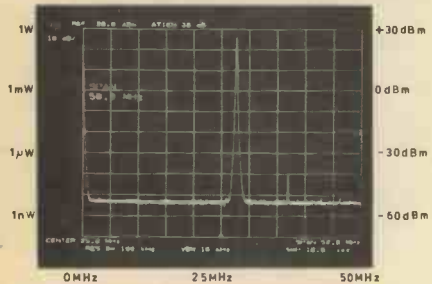


B



D

DETAILED TRANSMITTER SPECTRUM ANALYSIS — D.C. TO 250MHz IN 50MHz STEPS.



PLEASE NOTE

Will constructors please note that CB licences are now available from any Post Office for an annual fee of £10.00.

NEXT MONTH

The base mobile adaptor has been developed to complement the basic ranger transceiver, whilst retaining all of the original features.

MICRO PROMPT.

The hardware and software exchange point for PE computer projects

M/C TO BASIC CONVERTER

Sir—I expect that all UK101 owners know how to put a decimal m/c program into HEX simply by using the READ, DATA and POKE commands in BASIC. But how do you convert a HEX m/c program into the above BASIC thus not needing checksum loaders etc.?

One slow way is to PEEK all the m/c program when in BASIC and enter the bytes into a program of DATA statements by hand, not much fun for a .200 byte program! Alternatively, you could write a program that would write its own BASIC lines into the memory, like Tony Walsh's "Graph Plot" (PE January 1981).

A far simpler way to achieve this would be to make use of the fact that everything printed on the screen of the UK101 when in Save mode also goes on to tape. The enclosed program writes a BASIC program to store anything stored anywhere in the memory as DATA using only the print command.

The program starts at line 49999 so as not to overlap any program already in the computer. To start it just type "Run 50000".

Description:

Line 49999: prevents any other program running accidentally into it.

50040-50110: data entry from keyboard and validity checking.

50200: present memory address (decimal).

50240-50250: converts byte at present address to string of decimal value and remove preceding space caused by STR\$. Increments character count on line being printed.

50260: checks if line full, if not then 50330.

50270-50320: starts new line, sets L to next line No. and sets character count for new line to zero.

50330: checks if sufficient line numbers left to complete program.

50340: prints data byte in D\$ onto tape with preceding comma.

50360-50390: prints BASIC routine to poke data back in when loaded.

50400: resets Save flag and gives a small tape delay before instructing for the tape to be stopped.

Variables:

S & F First and last memory addresses to be recorded.

L & IN Starting line number and line increment.

M & D\$ Present memory address and string of decimal data value at M.

```

0 RUN 50000
1 : M/C TO BASIC "DATA" STATEMENT PROGRAM
2 : WRITTEN BY A.W.H BRUCE 13-4-1981
3 :
4 : TO OPERATE TYPE 'RUN 50000'
5 :
6 : AUTHOR'S ADDRESS:-
7 :      10 NORTHEND, WARLEY
8 :      BRENTWOOD, ESSEX .
9 :
10 : ACTUAL LISTING FOR PRINT: 49999 TO 50440.
11 :-----
49999 PRINT:PRINT:ERROR...program over run.:PRINT:STOP
50000 PRINT:CHR$(12):FOR I=0 TO 255:PRINT:NEXT I:REM --CLS--
50010 PRINT:MEMORY DATA RECORDING PROGRAM"
50020 PRINT:-----:PRINT
50030 PRINT:Written by A.W.H Bruce.:PRINT
50040 REM -- GET LOCATION & LINE INFO. --
50050 INPUT:Memory address, start":S
50060 PRINT:TAB(13):INPUT:Finish":F
50070 IF<SOR>=533550:GOTO:THEM50000
50080 PRINT:INPUT:Start line number":L
50090 L=INT(L):IF L<0 OR L>63997:THEM50080
50100 PRINT:TAB(8):INPUT:Increment":IN
50110 IN=INT(ABS(IN)):IF IN<0 OR IN>300:THEM50100
50120 REM -- RECORD MEM.DATA AS BASIC "DATA" --
50130 PRINT:FOR I=1 TO 29:PRINT:":NEXT I:PRINT:PRINT
50140 PRINT:From "PLAY" & "RECORD" on tape and hit any key."
50150 POKE I,0:POKE I,255:X=USR(I)
50160 FOR X=1 TO 3000:NEXT X:REM -- TAPE:DELAY --
50170 POKE 15,72:POKE 17,1:PRINT:PRINT
50180 REM -- SET COUNT HIGH TO CAUSE NEW LINE --
50190 LL=90
50200 FOR H=0 TO 50
50210 REM -- CONVERT BYTE TO STRING & REMOVE --
50220 PRINT:PRINT:SPACE CAUSED BY STR$.--
50230 D$=STR$(PEEK(M)):DL=LEN(D$)-1
50240 D$=RIGHT$(D$,DL):LL=LL+DL+1
50250 REM -- NEW LINE? --
50260 IF LL<60:THEM50330
50270 PRINT
50280 REM -- START NEW LINE --
50290 PRINT:PRINT:":D$:
50300 REM -- NEW LINE No., LINE LENGTH TO 0 --
50310 L=L+1:IN=LL+1
50320 GOTO:50350
50330 IF L=IN*2+63999:THEM:PRINT:PRINT:ERROR...line too big.:GOTO:50410
50340 PRINT:":":D$:
50350 NEXT:PRINT
50360 REM -- DATA FINISHED & NOW TO POKE IT --
50370 PRINT:PRINT:FOR I=0 TO 255:PRINT:":NEXT I
50380 PRINT:PRINT:READ J:POKE J,J:PRINT:":NEXT J
50390 PRINT:PRINT:POKE 15,0:LIST:":L:IN
50400 REM -- TIME DELAY & TURN OFF TAPE --
50410 FOR I=1 TO 2000:NEXT I:POKE 17,0
50420 PRINT:FOR I=1 TO 31:PRINT:":NEXT I:PRINT
50430 PRINT:PRINT:Recording finished, stop tape.:PRINT
50440 END
    
```

DL & LL Length of D\$ and No. of characters on line.

NOTE A. W. H. Bruce,
Line 50260 should read: Brentwood,
IFLL<56 etc. Essex.

UN-NEW!

Here is a short machine-code program (38 bytes) for the UK101 which may come in useful. It will restore "lost" programs. By "lost" I mean programs which have been inadvertently NEWed. It must be entered as a m/c program since entering it as data statements will destroy the "lost" program pointers in basic.

It is relocatable and uses two sub-routines in ROM. Once entered, it must be executed immediately after the NEW command, i.e. before any new line numbers are entered.

```

A0 04 LDY &04
C8 L1,INY
B1 79 LDA (79),Y
D0 FB BNE L1 ; find end of
C8 INY ; first line
C8 INY
8C 01 03 STY 0301
A5 7A LDA 7A
8D 02 03 STA 0302
A9 FF LDA &FF
85 12 STA 12
20 32 A4 JSR A432 ; find end of
86 7A STX 7A ; program
A5 AA LDA AA
20 6D A4 JSR A46D ; reset pointers
A9 03 LDA &03
85 7A STA 7A
4C 74 A2 JMP A274 ; warm start
    
```

Stuart Smith,
Dumbarton.

MULTIPLE USER CALLS

Sir—If you wish to link more than one machine code routine to UK101 Basic, the restriction of a single 'USR' function can be a drawback. By POKING into locations 11 and 12 you can of course change the USR address but this leads to lengthy BASIC lines which don't make for easy reading. For example it's difficult to see that

POKE 11,227:POKE 12,168:X=USR(Y)

is calling the routine at 43235 decimal.

When the USR call is made from BASIC as above, the value of Y is placed into the floating accumulator at \$ AC to \$ B0. It seems logical therefore to try to use this route to allow multiple USR calls with the address of the routine as the argument.

The technique is to vector USR calls to a machine code patch containing the following:

```

JSR $B408 Convert floating accumulator
           contents to integer at $11, $12
JMP (11) Branch to routine whose
           address is in $11, $12
    
```

Including the following lines of BASIC in a program will set this patch up at \$0228 and link subsequent USR calls to it.

```

FOR I=565 TO 570 : READ X : POKE
I, X : NEXT
DATA 32, 8, 180, 108, 17, 0 : POKE 11,
53 : POKE 12, 2
    
```

The patch used here is compatible with the original monitor, and the new monitor as well as CEGMON.

The calling routine mentioned above now reduces to:

X=USR (43235)

This saves memory, is more readable and the omission of the two POKEs also speeds up the calling procedure considerably. Entprising EPROM programmers could fit the patch into the New Monitor or CEGMON by stealing some of the ROM used for message storage.

P. Beckett,
Blackpool.

QUICK TIP

A short routine to print superscripts as required in A² etc.

Example:

```

140 AC=32
150 ?:"ACCELERATION="; AC ;
"FEET/SEC"; :
POKE 54157 + POS (I), 50:"
    
```

How about an article on programming techniques with tips like this one and wider aspects such as how the interpreter works. For example, is it faster to put DATA statements early in the programme, or after the READ statement?

S. Jeans,
Cardiff.

FULL RENUMBER

Sir—Here is a full-function BASIC Renumberer program for the UK101 in reply to Mr. I. Pawson of Leicester (PE November 1980).

This program rennumbers, with the same steps as the original, lines and statements GOTO, GOSUB, THEN, ONI GOTO and ONI GOSUB if they are in positions it is necessary to change, anywhere in the program.

The renumbering is successful in GOTO'S, THEN'S etc., even with new numbers having more or less digits than the old ones. If there is no space to enter the full number (in the case of a number having more digits), the program enters the most significant digits of the new number and reminds you to REWRITE line n. So, when writing BASIC programs it is better to leave one or two spaces in GOTO'S, THEN'S etc., before or after the number.

After renumbering, the lines remain at the same memory locations as before. Suppose you have a program with lines 100, 110, 120, 130.

CASE 1 Renumber from 100 to 110 starting at 80; The new sequence of lines will be 80, 90, 120, 130.

CASE 2 Renumber from 120 to 130 starting at 400; The new sequence of lines will be 100, 110, 400, 410.

CASE 3 Renumber from 110 to 120 starting at 400; The new sequence of lines will be 100, 400, 410, 130. The new program will not work. You must SAVE it in a spare cassette and LOAD back to COMPUKIT. The new sequence will become 100, 130, 400, 410.

```
44400 REM *** FULL-FUNCTION
44401 RENUMBERER FOR UK101
44402 REM **** A. GALLOPOULOS
44403 —GREECE ****
44410 INPUT "RENUMBER OLD
44411 LINES FROM"; X
44415 INPUT "THROUGH TO"; Y
44420 INPUT "AS NEW LINE
44421 NUMBERS FROM"; Z
44425 A = 768 : S = Z - X
44430 A = A + 1 : L = PEEK (A+2)+
44431 PEEK (A+3) * 256
44435 IF L => 44400 THEN 44475
44440 IF L < X OR L > Y THEN
44441 M = L : GOTO 44455
44445 M = L + S : POKE A + 2,
44446 M - INT(M/256) * 256
44450 POKE A + 3, INT (M/256):
44451 PRINT L, M
44455 A = A + 4
44460 C = PEEK(A) : IF C = 0 THEN
44461 44430
44465 IF C = 136 OR C = 140 OR
44466 C = 160 THEN 44500
44470 A = A + 1 : GOTO 44460
44475 PRINT "RENUMBERING
44476 COMPLETED" : END
44500 E$ = "" : B = A
44505 B = B + 1 : C = PEEK (B)
```

```
44510 IF C > 64 THEN A = A + 1:
44511 GOTO 44460
44515 IF C = 0 OR C = 44 OR C = 58
44516 THEN 44525
44520 E$ = E$ + CHR$(C) : GOTO
44521 44505
44525 K = VAL(E$) : W = B - A :
44526 A = A - 1
44530 IF K < X OR K > Y THEN 44555
44535 E$ = STR$(K + S) : FOR J = 2
44536 TO W
44540 IF J <= LEN(E$) THEN 44550
44545 POKE A + J, 32:NEXT:GOTO
44546 44555
44550 V = ASC (MID$(E$, J, 1)) :
44551 POKE A + J, V : NEXT
44552 IF LEN (E$) > W THEN PRINT
44553 "REWRITE LINE"; M
44555 A = B : IF C = 44 THEN 44500
44560 GOTO 44460
```

Antonios Gallopoulos,
Greece.

CASSETTE FILE HANDLING

Sir—The basic UK101 has no built-in data file handling capability. The data file program published in your "Micro Prompt" of April 1980 suffers from the disadvantage that a program change is required to change:—

- a) the name of the file;
- b) the number of characters allowed in the file name;
- c) the number of data "words" stored in the file.

Also, the pause period in line 10 is running while the operator is actually reading the instruction and starting the tape. There is, therefore, no tape run-up time before the instruction "HIT ANY KEY" is given. The following modification of your program overcomes these limitations.

```
5 INPUT "NAME THE FILE";F$
10 INPUT "HOW MANY ITEMS OF
11 DATA";N
15 FOR A=0 TO N-1: PRINT "EN-
16 TER ITEM" A+1;:INPUTW$(A):
17 NEXT:PRINT:PRINT
20 PRINT "WIND TAPE TO RE-
21 QUIRED POSITION & SET TO
22 RECORD":PRINT:PRINT
25 PRINT "HAVE YOU STARTED
26 THE TAPE?":PRINT:PRINT
27 INPUT "IF SO, ANSWER 'Y' ";
28 Q$:IF Q$ <> "Y" THEN 25
30 PRINT:PRINT "WAIT . . .";:FOR
31 A=1 TO 8000:NEXT:PRINT "HIT
32 ANY KEY"
35 POKE 11,0:POKE 12,253:X=USR
36 (X):SAVE
40 PRINT F$:PRINT N
45 FOR A=0 TO N-1:PRINT
46 W$(A):NEXT:PRINT
50 POKE 517,0
55 PRINT " " "F$" " FILE IS NOW ON
56 TAPE"
60 END
```

The program to retrieve the file from tape follows.

```
120 INPUT "WHICH FILE DO YOU
121 REQUIRE";F$:PRINT
125 PRINT "WIND TAPE TO FILE
126 POSITION, SWITCH TO"
130 PRINT "REPLAY & HIT ANY
131 KEY IMMEDIATELY."
135 POKE 11,0:POKE 12,253:X=
136 USR(X):LOAD
140 INPUT T$
145 IF RIGHTS(T$,LEN(F$))=F$
146 THEN 155
150 GOTO 140
155 INPUT N
160 FOR A=0 TO N-1:INPUT
161 W$(A):NEXT
165 POKE 515,0 : PRINT : PRINT :
166 PRINT
170 PRINT F$:PRINT:FOR A=0 TO
171 N-1:PRINTW$(A):NEXT
175 END
```

Since the W\$(A) array has not been dimensioned, the maximum number of data "words" is 11. This is in any case the maximum number that will be displayed together at line 170.

D. R. Smith
Coventry

LIKE V

Sir—This short program for the UK101 allows the programmer to view the contents of a tape without loading it into memory, a similar facility to the V command in the extended monitor.

The program is in BASIC, and uses a machine code routine as follows:

```
0222 20 80 FE JSR FE80
0225 8D 29 02 STA 0229
0228 60 RTS
0229—character store
```

The FE80 is the address to a subroutine, that inputs a ASCII character from cassette, and stores the value in the accumulator. After re-entry, the value in A is stored at 0229, and the program returns to BASIC and prints out the character.

```
10 FOR A=546 TO 552
20 READ B:POKE A,B:NEXT
30 DATA 32,128,254,141,41,2,96
40 POKE 11,34:POKE 12,2:X=USR(X)
50 V=PEEK(553):PRINTCHR$(V):
60 GOTO 40
```

Hans Palm,
Sweden.

CEGMON TRACE HELP

Sir—I noticed R. J. Newman's snags with "Trace". Having used it under CEGMON I can only suggest either (1) the "Trace" cannot be loaded at 546 as the window handler resides there; I relocated mine to 672 (\$02A0 hex), and (2) the control-C vector is mentioned twice in the program, being \$FB94 under CEGMON.

I have found the PE "Trace" one of the most useful utilities published. I hope this is helpful.

Robin H. Tracey,
Coventry.

INDEX

JANUARY 1981 TO DECEMBER 1981

VOLUME 17

CONSTRUCTIONAL PROJECTS

- Alarm, Ultrasonic Intruder April 52
Analogue Frequency Meter by *Andy Flind* Sept. 32
Audio Analyser by *M. Tooley B.A. and D. Whitfield M.A., M.Sc.* Aug. 24, Sept. 68, Oct. 67
- Bandbox, PE Nov. 32, Dec. 52
Binaural, Headphones Oct. 36
- Capacitance Meter by *Martin Kent* July 34
Car Computer, PE by *P. MacFarlane* Dec. 30
Chimer, Minute Aug. 52
Clock, Horologicum Star Oct. 22
Compukit, Interfacing Jan. 44, Feb. 54, March 52, April 56, May 60, June 68, July 62
Computer, Car Dec. 30
Continuity Tester by *Martin Kent* June 64
Controller, Train Aug. 32
Converter, 27/28MHz March 30
Counter Timer, Digital Feb. 32, March 66
Courtesy Light Delay by *Philip Dakin* May 54
Curve Tracer, Semiconductor June 50
- Desk, Disco Jan. 60
Digisounder, PE April 30, May 48
Digital Counter Timer by *Dr. Mark Sawiki and Alex Kowalewski B.Sc.* Feb. 32, March 66
Digital Lock by *Bart Trepak* May 22
Digital Multimeter by *Martin Kent* May 44
Digital Thermometer by *Martin Kent* May 36
Dimmer, Slave Light Feb. 26
Disco Desk by *Ben J. Duncan* Jan. 60
Disco Hat by *Tom Gaskell B.A.* Nov. 43
Drill PSU by *Chris Lare* April 44
Drum Synthesiser by *P. Bailey* Sept. 50
- Echo Simulator by *S. J. Musgrave* Aug. 38
Elapsed Hour Meter by *Chris Lare* Feb. 18
EPROM Programmer by *J. Dyson* Aug. 60
Evaders, Space Dec. 22
- Frequency Meter, Analogue Sept. 32
- Hat, Disco Nov. 43
Headphones with a Difference by *A. B. Bradshaw* Oct. 36
Horologicum Star Clock by *J. S. B. Dick* Oct. 22
- Inductive Discharge Car Ignition System by *K. Wevill* Oct. 40
Interfacing Compukit by *D. E. Graham* Jan. 44, Feb. 54, March 52, April 56, May 60, June 68, July 62
Intruder Alarm, Ultrasonic April 52
Keyboard, Remote Sept. 24
- Light Delay, Courtesy May 54
Light Dimmer, Slave Feb. 26
Light Meter by *Martin Kent* July 46
Linear Ohmmeter by *D. H. E. King* Jan. 36
Lock, Digital May 22
- Magnum Modifications, PE Feb. 52
Meter, Analogue Frequency Sept. 32
Meter, Capacitance July 34
Meter, Elapsed Hour Feb. 18
Meter, Light July 46
Meter, Noise July 50
Meter, pH June 40
Microphone Mixer by *R. A. Penfold* March 46
Microtune, PE Jan. 50
Minitune, PE June 34
Minute Chimer by *James S. B. Dick* Aug. 52
Mixer, Microphone March 46
Monitor Change, UK101 Nov. 58
Multimeter, Digital May 44
- Noise Meter by *Martin Kent* July 50
- Ohmmeter, Linear Jan. 36
- PE Bandbox by *Alan Boothman B.Sc.* Nov. 32, Dec. 52
PE Digisounder by *Brian Currie* April 30, May 48
PE Magnum Modifications by *Andy Flind* Feb. 52
PE Master Rhythm by *A. J. Boothman B.Sc.* Jan. 22
PE Microtune by *Martin Kent* Jan. 50
PE Minitune by *Martin Kent* June 34
PE Pulser by *Tom Gaskell B.A.* Oct. 62
PE Quasar July 26
PE Ranger 27FM by *M. Tooley B.A. and D. Whitfield M.A., M.Sc.* Sept. 40, Oct. 50, Nov. 48, Dec. 60
PE Robots by *Richard Becker* Nov. 24, Dec. 42
PE Starspinner Jan. 30, Feb. 42
Period Power Tester by *Chris Lare* March 38
pH Meter by *Martin Kent* June 40
Processor, Speech April 38
Programmer, EPROM Aug. 60
PSU, Drill April 44
Pulser, PE Oct. 62
- Quasar, PE July 26
- Ranger 27FM, PE Sept. 40, Oct. 50, Nov. 48, Dec. 60
Remote Keyboard by *J. Lewis* Sept. 24
Rhythm, PE Master Jan. 22
Robots, PE Nov. 24, Dec. 42
- Semiconductor Curve Tracer by *D. Mandelzweig* June 50
Simulator, Echo Aug. 38
Slave Light Dimmer by *Gilbert Davies* Feb. 26

Space Evaders by <i>Tom Gaskell B.A.</i>	Dec. 22
Speech Processor by <i>M. Tooley B.A. and D. Whitfield B.A., M.Sc.</i>	April 38
Starspinner, PE	Jan. 30, Feb. 42
Synthesiser, Drum	Sept. 50
System, Inductive Discharge Ignition	Oct. 40
Tester, Continuity	June 64
Tester, Period Power	March 38

Thermometer, Digital	May 36
Timer, Digital Counter	Feb. 32, March 66
Train Controller by <i>Andy Flind</i>	Aug. 32
Tuner, PE Quasar	July 26
UK 101 Monitor Change by <i>Ian Hickman</i>	Nov. 58
Ultrasonic Intruder Alarm by <i>Gilbert Davies</i>	April 52
27/28MHz Converter by <i>M. Tooley B.A.</i>	March 30

GENERAL FEATURES

Audio Lines by <i>Ben Duncan</i>	March 22
Cegmon Reviewed by <i>Mike Abbott</i>	March 26
Communication by Fibre Optics by <i>Gary Gardner</i>	July 38
Consumer Electronics Show	April 22
Digital Design Techniques by <i>Tom Gaskell B.A.</i> ..	Aug. 42, Sept. 60, Oct. 58, Nov. 40, Dec. 38
INGENUITY UNLIMITED	Jan. 70, Feb. 64, March 62, April 66, May 66, Aug. 66, Oct. 58, Nov. 62
Accented Beat Metronome by <i>P. C. French</i>	Nov. 62
Bargraph Thermometer by <i>R. Eley</i>	April 67
Binary to BCD Converter by <i>Kunal Sen</i>	March 65
Boat Horn by <i>Leif Ljung</i>	May 66
Capacitive Touch Switch by <i>F. T. Dart</i>	Feb. 64
Conversation Aid by <i>R. A. Maidment</i>	Aug. 67
'Day to Remember' Clock by <i>C. T. Chantler</i>	April 66
Delayed Output Protected Mono by <i>C. Embleton</i> ..	May 68
Disco Light Sequencer by <i>J. Rennie</i>	May 68
Envelope Differentiator by <i>M. Russ</i>	April 68
Fuse Failure Indicator by <i>K. A. Rochfort</i>	Jan. 72
Graph Display Unit by <i>B. Darnton</i>	March 63
L.F. Analogue Monitor by <i>C. J. Collins</i>	April 67
Live Circuit Tester by <i>B. J. Lowery</i>	May 67
Model Train Controller by <i>R. Hayes</i>	Jan. 70
Motor Controller by <i>O. Albrecht</i>	Aug. 66
Pip Generator by <i>J. D. Richie</i>	March 62
Push Button Pulse Generator by <i>T. P. Hopkins</i> ..	May 67
Storm Distance Estimator by <i>R. Jonasar</i>	March 63
Synth Processor by <i>M. Russ</i>	April 68
Telephone Timer by <i>C. Dakin</i>	Aug. 67
Thump Eliminator by <i>A. A. Jeffree</i>	May 67
Timer for Cine Camera by <i>Odd Bjorkli</i>	Jan. 70
Torpedo Game by <i>M. Crisp</i>	Jan. 71
Traffic Lights by <i>R. J. Jones</i>	March 64
TTL Protection by <i>J. Piper</i>	Jan. 72
TVC for Synths by <i>M. Russ</i>	April 68
0-99S Photographic Timer by <i>G. Crawford</i>	Nov. 63
3 Channel Sound-to-Light by <i>K. Badcock</i>	Nov. 63
6V Regulator Supply by <i>A. J. Flind</i>	Jan. 72

Introduction to Robotics by <i>Professor W. Heginbotham O.B.E., D.Sc.</i>	Oct. 30
MICROBUS by <i>D. J. D.</i>	Feb. 48, April 50, June 76, Aug. 56, Nov. 66
Micro Prompt	Jan. 68, March 69, May 57, July 54, Sept. 74, Dec. 66
Oscilloscopes—How They Work by <i>Ian Hickman</i>	April 26, May 39, June 45
Positive Impedance Converters by <i>A. B. Bradshaw</i>	June 58
SEMICONDUCTOR UPDATE by <i>R. W. Coles</i>	Jan. 49, Feb. 41, March 36, April 49, May 26, June 31, July 42, Aug. 37, Sept. 59, Oct. 35, Nov. 23, Dec. 48
Motorola TMOS, Spague UTN 2886B, Texas TMS 5100, TM56100	Jan. 49
AMD 2960, Hewlett Packard HLMP 31XX, HMP 36XX	Feb. 41
Silicon General SG1547, TRW LSI Products TDC 1023J, National Semiconductor IN58073 ..	Mar. 36
Intersil ICM 7242, SGS-Ates L 209, 1 & 2, Mostek 4118, 4801 & 4802	Apr. 49
Texas TMS 9909, Siemens SAB 0600, Analog Devices AD636	May 26
Cybernetic Micro Systems CY500, National Semiconductor LM330	Jun. 31
Intel: APX 432, AEG Telefunken U410B	Jul. 42
National Semiconductor MM 5439, Ferranti ZN470, Mild MD4101	Aug. 37
Motorola MC13002, Sharp G1-105XX, IR-2E01 ..	Sep. 59
TRW Optron OPL100, Western Digital WD55, National Semiconductor	Oct. 35
Intersil ICL8073, Analog Devices AD7 581, Zilog Z6132	Nov. 23
National Semiconductor LM1894, Intersil ICL 7663, Zilog Z800S	Dec. 48
Solar Power Satellites by <i>Dr. J. P. Stark</i>	Jan. 38
Speech Recognition System by <i>Anthony Young</i> ..	Sept. 36
Strictly Instrumental by <i>K. Lenton Smith</i>	March 44, June 38
Tandy TRS80 by <i>Dr. A. A. Berk</i>	Feb. 28
The Electronic Car by <i>Walter Musty</i>	Sept. 36
UK 101 Colour Board Review by <i>Mike Abbott</i>	Aug. 30
UK 101 Graph Plot by <i>Toby Walsh</i>	Jan. 66
Wemon Review by <i>Dr. A. A. Berk</i>	June 26
Wire Wrapping by <i>John Lewis</i>	June 24
600 Baud Cassette Interface by <i>P. Martin</i>	May 56

NEWS AND COMMENT

A New Generation of Softys Sept. 73

BOOK REVIEWS Jan. 28

CB Proposals July 24

COUNTDOWN Feb. 39, March 45, April 42, May 31,
June 21, July 21, Aug. 21, Sept. 21, Oct. 20,
Nov. 68

EDITORIAL Jan. 17, Feb. 15, March 17, April 17,
May 17, June 17, July 17, Aug. 17, Sept. 17,
Oct. 17, Nov. 17, Dec. 17

INDUSTRY NOTEBOOK *by Nexus* Jan. 21, Feb. 24,
March 21, April 21, May 21, June 23, July 23,
Aug. 23, Sept. 23, Oct. 21, Nov. 21, Dec. 21

MARKET PLACE Jan. 18, Feb. 16, March 18, April 18,
May 18, June 18, July 18, Aug. 18, Sept. 18,
Oct. 18, Nov. 18, Dec. 18

NEWS BRIEFS March 24, 45, 61, May 25

PATENTS REVIEW Jan. 69, Feb. 66, March 60,
April 65, May 53, June 78, July 58, Aug. 69,
Sept. 35, Oct. 21, Nov. 56

PE Inventors Competition Results March 43

POINTS ARISING Feb. 30, March 61, April 42,
May 25, June 20, July 20, Sept. 21

READOUT Jan. 42, Feb. 22, March 42, April 63,
May 25, 34, June 44, 79, July 59, Nov. 54, 61

SPACEWATCH *by Frank W. Hyde* Jan. 59, Feb. 63,
March 51, April 35, May 35, June 32, July 61,
Aug. 65, Sept. 48, Oct. 48, Nov. 31, Dec. 51

SPECIAL SUPPLEMENTS AND OFFERS

Circuits Supplements July (between pages 42 & 43)

Extra Case Coupon June 28, July 57, Aug. 35, Sept. 27

Hi-Fi Offer Dec. 29

Multimeter Offer Dec. 59

Special Offer—Car Audio Booster June 39, Aug. 62

Special Offer—Digital Panel Meter May 51,
June 57, July 45

Special Offer—Graphic Equaliser Sept. 49

Special Offer—GSC Experimenter Kit Oct. 73, Nov. 46


Special Offer—In Car Entertainment Jan. 34, Oct. 49

Special Offer—Telequipment S61 Oscilloscope Feb. 25,
March 37

Special Offer—Vero Wire Wrap Kit Nov. 57

Using your free i.c. removal tool Oct. 20

TWO SIDES TO YOUR SUCCESS FROM VERO



The Low Cost Eurocard Size Microboard

Fully Compatible with indirect connectors and Card Frames to the latest international specifications.

Accepts any Integrated circuit package - allows high packing density.

Screen Printed with 'island' pattern for ease of use - ideal for solder and wire wrap applications.



Vero Electronics Limited, Retail Dept., Industrial Estate, Chandler's Ford, Hampshire SO5 3ZR. Tel (04215) 62829

PLEASE SUPPLY QTY.	ORDERCODE	DESCRIPTION	SIZE	PRICE
	200-22271B	MICROBOARD	160 x 100mm	£3.47 each (including VAT & carriage)
	200-22270E	MICROBOARD	160 x 233mm	£5.47 each

PE/12/81

Name: _____

Address: _____

Postal Code: _____

My Access/Barclay No. Is: _____ Signed _____

Now the time can tell you! . . .

New - from Silicon Speech Systems (a Powertran subsidiary) - the first ever easy-to-build kit that will give a whole new meaning to the 'speaking clock'! Electronics and quartz technology combine to enable you to construct a talking timepiece that is interesting to build - fun to have!

Full instructions make this a kit with equal appeal to the beginner or experienced constructor.

**Special Xmas Offer
only £24.50!**
(includes VAT and Post & Pkg)

- Accurate to a minute a year
- Adjustable voice pitch
- Grained stainless-steel case
- Pocket size - approx. 5in. x 2½ in. x 1in.
- Useful in the home or office
- As heard on BBC radio

Silicon Speech Systems
(A Powertran Subsidiary)

PORTWAY INDUSTRIAL ESTATE, ANDOVER, HANTS., SP10 3WN
TELEPHONE ORDERING FOR ACCESS/BARCLAY CARD
CUSTOMERS IS NOW AVAILABLE.
JUST PHONE YOUR ORDER AND GIVE YOUR CARD NO.
RING ANDOVER (0264) 64455.



**SAFGAN DT-400 SERIES
BRITISH MAKE
DUAL TRACE 'SCOPES**

NEW 20MHz

LOW COST

RELIABLE

WITH 18 MONTHS GUARANTEE

DT-410 £169*
DT-415 £175*
DT-420 £188*
*EXC VAT

PROBE (XI-REF-X10) £10.50

TEL: WOKING (04862) 69560

DT-410	10MHz	DT-415	15MHz	DT-420	20MHz
--------	-------	--------	-------	--------	-------

- CH1, CH2: 5mV/div - 20V/div.
- Time Base: 1 sec/div - 100ns/div.
- XY Facility: Matched XY inputs.
- Trigger: Level control, ± slope selection.
- AUTO, NORMAL, TV Triggering.
- Z-Modulation.
- CAL output 1V 1KHz.
- Graticule blue ruled 8x10 div (4" CRT).
- Size: H215 mm, W185 mm, D280 mm.
- Weight: 4 Kgs.

SAFGAN ELECTRONICS, 24, Guildford Road, Woking, Surrey.

Carriage: England & Wales £6.50 + V.A.T.; Scotland £9.50 + V.A.T.

London Stockist: Audio Electronics - Tel. 01-724 3564
North-West Stockist: Daram Supplies, Warrington, Ches. - Tel. Warrington 84764
Avon Stockist: L.F. Huxley, Bath. - Tel. Bath 24811
Cardiff Stockist: Steve's Electronics Supply Co. Cardiff - Tel. (0222) 41905
Chesterfield Stockist: Kays Electronics, Chesterfield - Tel. (0246) 31696
Newcastle Stockist: Aiken Bros. & Co., Newcastle - Tel. 0632 26729
Birmingham Stockist: P.A.T.H. Electronic Services - Tel. 021-327 2339
Derby Stockist: RTS, Derby - Tel. (0332) 41235



FOR A LIMITED PERIOD ONLY

JMI
**cut the cost of
high precision
multimeters**

SAVE £5

MAIH Analogue Multimeter
Normal Price: £33.35
Special Discount Price:
£27.60 (inc leads, Vat and postage/packing)

Analogue multimeter pivoted movement and easily read mirror scale. Input impedance 20KΩ/V D.C.
DCV 9 ranges up to 1000V
ACV 6 ranges up to 500V
DCA 6 ranges up to 5A
ACA 5 ranges up to 5A
Resistance 4 ranges up to 1MΩ
Capacitance can also be measured from 2-200,000µF.
Carrying Case: £5.18 inc Vat



SAVE £8

MAID Digital Multimeter
Normal Price: £63.25
Special Discount Price:
£54.05 (inc leads, carrying case, Vat, Postage/Packing)

Digital multimeter Large LCD display. Input impedance 10MΩ.
AC and DCV 5 ranges up to 650V
AC and DCA 4 ranges up to 2A
Resistance 5 ranges up to 20MΩ

**OR ORDER BOTH &
SAVE £15
ONLY £79.35** (inc Vat)

Full service back-up and money-back guarantee.



From one of Europe's leading electrical groups, now available in the U.K. from JMI.

JMI

JOHN MINISTER INSTRUMENTS LTD
137/139 SANDGATE ROAD, FOLKESTONE, KENT CT20 2DE
Telephones (STD) 0303 41598/54002 Telex 965418

Name _____
Address _____

Please supply:

- MAIH Analogue Multimeter with carrying case.
 MAID Digital Multimeter inc carrying case.

Cheque/Postal Order for £ _____



When replying to Classified Advertisements please ensure:

- (A) That you have clearly stated your requirements.
- (B) That you have enclosed the right remittance.
- (C) That your name and address is written in block capitals, and
- (D) That your letter is correctly addressed to the advertiser.

This will assist advertisers in processing and despatching orders with the minimum of delay.

RECEIVERS AND COMPONENTS

300 SMALL COMPONENTS, transistors, diodes £1.60. 7 lbs Assorted Components £3.95. 10 lbs £5.25. PCBs 11 1/2" x 8". 60p. 1 lb weight assorted 80p. Fibreglass 11" x 5" £1. 11" x 10" £1.80. Forty 74 series ICs on panel £1.60. 500 capacitors £3.00. List 20p refundable. Post 50p. Optional insurance 20p. J.W.B. Radio, 2, Barnfield Crescent, Sale, Cheshire M33 1NL.

BRAND NEW COMPONENTS BY RETURN

Electrolytic Capacitors 16V, 25V, 50V.
 0.47, 1.0, 2.2, 4.7 & 10 Mfds. — 5p.
 22 & 47 — 5p. 100 — 7p. (50V — 8p). 220 — 10p.
 (50V — 10p). 470 — 11p. (40V — 16p). 1000/15V — 15p.
 1000/25V — 18p. 1000/40V — 35p.
Subminiature bead Tantalum electrolytics.
 0.1, 0.22, 0.47, 1.0 @ 35V, 4.7 @ 6.3V — 14p.
 2.2/35V, 4.7/25V — 15p. 10/25V, 15/16V — 20p.
 22/16V, 33/10V, 47/8V, 68/3V & 100/3V — 30p.
 15/25V, 22/25V, 47/10V — 35p. 47/16V — 80p.
Subminiature Ceramic Caps. E12 Series 100V.
 2% 10 pf. to 47 pf. — 3p. 58 pf. to 330 pf. — 4p.
 10% 390 pf. to 4700 pf. — 4p.
Vertical Mounting Ceramic Plate Caps. 50V.
 E12 22 pf. to 1000 pf. E6 1500 pf. to 47000 pf. — 2p.
Polystyrene E12 Series 63V. Horizontal Mntg.
 10 pf. to 820 pf. — 3p. 1000 pf. to 10,000 pf. — 4p.
Miniature Polyester 250V Vert. Mtg. E6 Series.
 .01 to .068 — 4p. .1 — 5p. 15, 22 — 6p. 33, 47 — 10p.
 .68 — 12p. 1.0 — 15p. 1.5 — 22p. 2.2 — 24p.
Mylar (Polyester) Film 100V. Vertical Mounting.
 .001, .0022, .0047 — 3p. .01, .022 — 4p. .04, .05, 0.1 — 5p.
Miniature Film Resistors Highstab. E12 Ser. 5%.
 0.125W mixed carbon/metal 10Ω to 1MΩ — 14p.
 0.25W Carbon 1Ω to 10MΩ (10% over 1MΩ) — 1p.
 (E24 Series av. In 1W C. Film 1Ω to 5MΩ) — 1p.
 0.25W, 0.5W & 1.0W Metal Film 10Ω to 2MΩ — 2p.
 1N4148 — 2p. 1N4002 — 4p. 1N4006 — 6p. 1N4007 — 7p.
 BC107/8/9, BC147/8/9, BC157/8/9, 8F195 & 7 — 10p.
 9 Pin I.C.S. 741 Op. amp. — 18p. 555 Timer — 24p.
 Di. Holders 8 pin — 9p. 14 pin — 12p. 18 pin — 14p.
 LED's 3 & 5mm. Red — 10p. Green & Yellow — 14p.
 Grommets for 3mm. — 1p. 2 p.c. holders 5mm. — 2p.
 20mm. C.B. Fuses — 1p. .25, .5, 1, 2, 3 & 5A — 3p.
 20mm. Anti Surge 100mA. to 5.0A — 5p.
 20mm. Fuseholders P.C. or Chessis Mfg. — 9p.
 Battery Snaps (pairs) PP3 — 5p. PP9 — 10p.
 400mW Zener diodes E24 series 2V7 to 33V — 8p.
 * Prices VAT inclusive Post 15p. (Free over £5.00)

THE C. R. SUPPLY CO.

127, Chesterfield Rd., Sheffield S8 0RN.

•• LEDS •• SPECIAL SHAPES •• LEDS ••
 •• ARROWHEADS LINES TRI/RECTANGLES ••
 •• DOTS — R, G, Y 20 I/spec LEDS £2.95 ••
 P&P 25p. SAE LISTS PETRON ELECTRONICS,
 Courtlands Road, Newton Abbot, Devon.

T & J ELECTRONIC COMPONENTS

Quality components — Competitive prices

- Stock items despatched same day • First class post used whenever possible • Wide range of components and accessories
- VAT inclusive prices • Single charge of 40p postage • Price increases kept to a minimum. For illustrated catalogue, send a cheque or postal order for 45p.

98 Burrow Road, Chigwell, Essex IG7 4HB

SMALL ADS

The prepaid rate for classified advertisements is 32 pence per word (minimum 12 words), box number 60p extra. Semi-display setting £10.70 per single column centimetre (minimum 2.5 cms). All cheques, postal orders etc., to be made payable to Practical Electronics and crossed "Lloyds Bank Ltd". Treasury notes should always be sent registered post. Advertisements, together with remittance, should be sent to the Classified Advertisement Manager, Practical Electronics, Room 2337, IPC Magazines Limited, King's Reach Tower, Stamford St., London, SE1 9LS. (Telephone 01-261 5846).

MY CATALOGUE contains thousands of surplus electrical and mechanical items. Price 40p or sent free with large tin of aerosol freezer price £1 plus 85p postage. J. A. Crew (PE) Spinney Lane, Aspley Guise, Milton Keynes.

CHEAP CHIPS UA7 41 ICs 10 only £1.40. NE555 ICs 10 only £1.60. BC108 transistors 10 for 75p. Components new, full spec, p/p. Free Cheques/P.O.s, G. Monaghan (Practical), 24 Tower Road, Tadworth, Surrey.

NEW TOP GRADE COMPONENTS AT DISCOUNT PRICES

NPN SILICON POWER TRANSISTORS BY IPS

2N3053	20p	2N3771	90p
2N3054	45p	2N3772	90p
2N3055	45p	2N3773	£1.20
2N3055H	50p	2N3442	90p
2N6254	80p		

GENERAL PURPOSE ELECTROLYTIC CAPACITORS

Radial:						
10, 22,	47, 100,	220,	470,	1000MF	16V	
5p	6p	7p	10p	18p		
10, 22,	47, 100,	220,	470,	1000MF	25V	
5p	6p	8p	16p	42p		
Axial:						
10, 22,	47,	100,	220,	16V		
7p	8p	9p	10p			
10, 22,	47,	100,	1000,	25V	1000/50V	
7p	8p	9p	45p		55p	

Trade enquiries welcome.

VAT included — please add 30p postage & packing — orders despatched by return — CWO to:

SELETRONIX

25 Ennerdale Gardens,
 Wembley,
 Middlesex HA9 8QY.
 01-904 9096

BALLARD'S OF TUNBRIDGE WELLS have moved to 54, Grosvenor Road, no lists. S.A.E. all enquiries phone Tunbridge Wells 31803.

POWER TRANSFORMER and Rectifier bargains. 30-150 amps. Various voltages. List: R. Neville, Green Lane, Ellisfield, Nr. Basingstoke, Hants.

BOURNEMOUTH/BOSCOMBE. Electronic components specialists for 33 years. Foresters (National Radio Supplies), Late Holdenhurst Road. Now at 36, Ashley Road, Boscombe. Tel. 302204. Closed Weds.

SURPLUS PARCELS. Unbeatable value: guaranteed to contain assorted resistors, capacitors, relays (min. etc.) transistors, semi-conductors, switches (micro etc.), 5 P.C.B.'s incorporating valuable components, plus assortment of components as available. 10 lbs minimum. Send remittance for £10.00 (includes p&p) and £1.50 V.A.T. to: RICH ELECTRONICS, Claverley House, 93, Lubbock Road, Chislehurst, Kent. — We expect repeat orders — buy a parcel, we think you will agree.

BLACKPOOL AND THE FYLDE. For components to ETESON ELECTRONICS, 15B, Lower Green, Poulton-Le-Fylde, Tel. 885107 Mail order too — SAE lists.

TURN YOUR SURPLUS Capacitors, transistors, etc., into cash. Contact COLES-HARDING CO., 103 South Brink, Wisbech, Cambs. 0945-4188. Immediate settlement.

1920's ONWARD VALVES. Wireless, S.A.E. SOLE ELECTRONICS, PE37, Stanley Street, Ormskirk, Lancs, L39 2DH.

TUITION

PAY AS YOU LEARN, postal mathematics tuition. 23, St. Lukes Close, Middlestown, Wakefield.

NOTICE TO READERS

Whilst prices of goods shown in classified advertisements are correct at the time of closing for press, readers are advised to check with the advertiser to check both prices and availability of goods before ordering from non-current issues of the magazine.

EDUCATIONAL

CAREERS IN MARINE ELECTRONICS. Courses commencing September and January. Further details, The Nautical College, Fleetwood FY7 8JZ. Tel. 03917 79123.

CITY & GUILDS EXAMS

Study for success with ICS. An ICS homestudy course will ensure that you pass your C. & G. exams. Special courses for: Telecoms. Technicians, Electrical Installations, Radio, TV & Electronics Technicians, Radio Amateurs. Full details from:

ICS SCHOOL OF ELECTRONICS

Dept. 272P Intertex House, London SW8 4UJ
 Tel. 01-622 9911 (all hours)
 State if under 18

TECHNICAL TRAINING

Get the training you need to move up into a higher paid job. Take the first step now—write or phone ICS for details of ICS specialist homestudy courses on Radio, TV, Audio Eng. and Servicing, Electronics, Computers: also self-build radio kits. Full details from:

ICS SCHOOL OF ELECTRONICS

Dept. 272P Intertex House, London SW8 4UJ
 Tel. 01-622 9911 (all hours)
 State if under 18

COLOUR TV SERVICING

Learn the techniques of servicing Colour TV sets through new homestudy course approved by leading manufacturers. Covers principles, practice and alignment with numerous illustrations and diagrams. Other courses for radio and audio servicing. Full details from:

ICS SCHOOL OF ELECTRONICS

Dept. 272P Intertex House, London SW8 4UJ
 Tel. 01-622 9911 (all hours)
 State if under 18

BOOKS AND PUBLICATIONS

OUT OF PRINT Book Service, 17, Fairwater Grove (E), Cardiff. Send SAE for details.

ANY SINGLE SERVICE SHEET £1 L.S.A.E. Thousands different repair/service manuals/sheets in stock. Repair data your named T.V. £6.50 (with circuits £8.50). S.A.E. Newsletter, pricelists, quotations. AUS (PE), 76 Church Street, Larkhall, Lanarkshire. (0698 883334).

SERVICE SHEETS

BELL'S TELEVISION SERVICES for Service Sheets on Radio, Tv, etc £1.00 plus S.A.E. Colour TV Service Manuals on request. S.A.E. with enquiries to B.T.S. 190 Kings Road, Harrogate, N. Yorkshire, Tel:(0423) 55885.

SERVICE SHEETS £1 each plus SAE. Individual T.V. repair data £6.50 (with circuits £8.50). Free electronics newsletter, pricelists unique publications. Auspe, 76 Churches, Larkhall, Lanarkshire ML9 1HE.

WANTED

WANTED. Practical Electronics March 1973 in good condition. Postage and cost refunded. Telephone John Carrell, Wilmslow (0625) 533243 evenings.

SOFTWARE

SINCLAIR ZX 81 (16K RAM) quality software. G.C.E. "O" LEVEL MATHS. 3 programs on one cassette, ranging over the whole syllabus and including teaching, generated questions and explanations. ORDER NO. ACOM 3 PRICE £4.50. A satisfied customer says "I find the standard to be quite exceptional". Mail order only. ROSE CASSETTES, 148 Widney Lane, Solihull, West Midlands B91 3LH.

UK101 SOFTWARE ON TAPE from the guy who wrote "Le Passe-Temps"

GALACTIC HITCHHIKER (8K). An adventure, all in machine code. A beauty! (£7.00)
SUPERTREK (8K). Sail boldly through the universe zap-ping moving Klingons in real time. Superb graphics. (£7.00)
STARTREK (8K). The old favourite, beautifully presented. (£6.00)
LUNAR LANDER. A real challenge. You won't get down in less than 3 hours. (£3.00)
HANGMAN. Excellent graphics. P.E. said so! (£3.00)
BASIC TUTOR (8x4K). The only way to learn - at the keyboard. (£12.00)
LE PASSE-TEMPS. You NEED this, if you haven't already got it. (£3.00)
MAD MONK (8K). It's ready at last! A machine code adventure with some truly remarkable graphics, this programme is in a class by itself. (£9.50)
These ORIGINAL PROGRAMS are compatible all 2K Monitors and are available for 16x48 and 32x48 displays (including enhanced Superboards).

HARDWARE

These kits are complete in every way: - Fully socketed high quality PCB, all components, switches etc, plus preformed cable assembly for easy interconnection to J1, or our...
MOTHERBOARD SYSTEM. Now you can add on all those extras easily. Provides eight, yes EIGHT, fully buffered J1 type sockets. (£19.50)
8K STATIC RAM BOARD. (£39.50)
HI-SPEED CASSETTE INTERFACE. At last, a system that works. COMPLETELY RELIABLE 4000 baud (8000 with reasonable cassette) plus software for named file handling. A delight to use. (£19.50). For software in EPROM, add £6.00
VIDEO ENHANCEMENT. Switch selectable 16x48 or 32x48 displays without butchering your computer. (£19.50)
Monitor EPROMS re-blown to suit for just £2.50
8K EPROM BOARD (£19.50). A 2K Extended Monitor is available in EPROM for £12.00 plus, coming soon.
TOOLKIT in EPROM and BASIC V.
MONITOR BOARD. Plug into Monitor socket to provide switch selection of up to 4 EPROMS. (£9.50)
AVAILABLE SHORTLY: EPROM Programmer, PIA/Sound Board. Analogue Board and something rather nice on the graphics side...

All inclusive prices - absolutely no hidden extras.
Please write or phone for further details:

A. KNIGHT (Dept. PE),
28 Simonside Walk,
Ormesby,
Cleveland.
Tel. (0642) 321266.

PROGRAMMER'S TOOLKIT, for UK 101, OSI Superboard and C1 (all monitors), and C2 (CEGMON only). 2K of fast machine code on tape, giving 14 new commands including RENUMBER, DELETE, TRACE, and OLD. Only £10 inclusive, or SAE for more details. State computer and memory size. S. A. Smith, 36, Woodvale Avenue, London SE25 4AE.

ACORN ATOM Invaders (12k) £8; Backgammon (7k) £7; Labyrinth (12k) £6.95; Star Trek (12k) £5.00; Lunar Lander (12k) £5.50. All software supplied on cassette. Prices inclusive. Bug-Byte, 98-100, The Albany, Old Hall Street, Liverpool.

Superboard/UK101 Low Cost Add-Ons

ALL PRICES INCLUDE VAT & POST

8K RAM + 16K EPROM board.
Kit £48.99 built and tested £56.99

EPROMS
Assembler (3 x 2716's) £23. Exmon £7.50. Toolkit (adds 16 functions) £18.95.

Enhanced Video Display. True 48x32 Display
Full kit and instructions £15.95.
Kit + 48x32 CEGMON £42.00.
Kit + 48x32 NEWMON £32.00.

Software for all Superboard/UK101 screen formats.
Chess 1.9 £9.99, Draughts £4.99, Both £13.50.

ATOM SOFTWARE

Chess 1.9 £11.99, Draughts £4.99, Both £14.99.
N.B. All board games (both UK101 and ATOM) are fully interactive with complete instructions and excellent graphics.

USED MICROS x PRINTERS SELL, BUY OR EXCHANGE

We purchase used equipment especially; UK101s, Atoms, Pets and Apples, also GP80, OK180 and PPSON PRINTERS.
Ring us for used bargains (most with warranty).

NORTHERN MICRO Tel. Holmfirth
29 Moorcroft Park (048489) 2062
New Mill S.A.E. for list please
HUDDERSFIELD Callers welcome by appt.

NOUGHTS AND CROSSES CASSETTE UK101 4K (new monitor) £2.00. Marples, 29 Marchwood Drive, Sheffield S6 5LH.

NEW IMPROVED CHARACTER set in Eprom for your UK101/Superboard (please state which). Includes double-density graphics, maths, electronic and gaming symbols for only £8.95 (+ 50p P&P). Reprogramming service available. J. O. Linton, 110 Duchy Road, Harrogate, HG1 2HB.

BUILD THE MICRO 88 SYNTHESISER

for under £50! Built-and-tested circuit board, battery operated, simple control connections, no electronics knowledge required. **MICRO 88** - a real synthesiser for half the price! SAE to: B. J. TYLER, 21 BEAUFORD ORCHARD, NORTON, TAUNTON, SOM.

YOUR UK101 BASIC PROGRAM in Eprom. Switch on and run! Using 5V 2716. Uses normal RAM for variable storage - without over writing any program in RAM. Simple pokes change between RAM and ROM programs (retention of variables possible) Ideal for text writer/best game or dedicated machine applications. SAE for details: J. I. Dyson, 22A Hyde Road, Mottram, Hyde, Cheshire.

UK101 AND SUPERBOARD. Original program listings, mostly utilities, a few games. Includes HEX dump patch for assembler and xmon, high speed binary dumber/loader, list basic variables, renumber and search, etc. £2.50 including P&P or sae for full list and sample program: Dr Mike Whittle, 1 Old Croft Close, Kingston Blount, Oxford.

ZX81 SOFTWARE ZXAS Assembler (5k) £3.95; ZXDB Disassembler/debugging program (4k) £5.95; Program pack 1 (8 1k programs) £3.50; 1k Breakout £4.50 prices inclusive. Bug-Byte, 98-100, The Albany, Old Hall Street, Liverpool.

MISCELLANEOUS

ELECTRONICS KITS. Largest range of kits in the U.K. Everything from stroboscopic lights to transmitters, at unbeatable prices. Send sae for free catalogue to: EASTLING ELECTRONICS (KITS), 64B, Hawthorne Road, Winton, Bournemouth.

ANNOUNCING - THE SENSATIONAL VIBROSCOPE



Once again, Stuart Systems have astounded the world with a totally new concept. The Video Vibroscope produces a fantastic multi-coloured display on any TV. The picture is controlled by music, using microphone or other direct input, and forms an exciting, pulsating and rhythmic experience which cannot fail to turn them on! A must for parties, discos, etc.

NOW AVAILABLE FOR ONLY **£49.95**
9v POWER UNIT £4.95. PLEASE ADD VAT AT 15%.
(POST & PACKING INCLUDED)

Barclay Access orders accepted on telephone
WILLIAM STUART SYSTEMS Ltd Dower House, Billericay Road, Herongate, Brentwood, Essex CM13 3SD. Telephone: Brentwood (0277) 810244

SENSATIONAL FREE OFFER. Buy a Casiotone VL-1 Electronic Musical Instrument and get a semi conductor pack absolutely free. Comprising 10-7400, 10-BC183L, 1-7805, worth £2.60. Send cheque/PO for £35.95. All Casiotone keyboards and accessories available Ex-Stock. Access and interest free credit. (no postage required). - Micro Musical Ltd., Freepost, 37, Wood Lane, Coventry CV7 9BR. 0203 616760.

MORSE CODE TUITION AIDS

Cassette A: 1-12 w.p.m. for amateur radio examination.
Cassette B: 12-25 w.p.m. for professional examination preparation. Each cassette is type C90.
Morse Key and Buzzer unit for sending practice.
Price each Cassette (including booklets) £4.75. Morse Key and Buzzer £4.75.
Prices include postage etc. Overseas Airmail £1.50 extra.

MHEL ELECTRONICS
(Dept PE), 12 Longshore Way, Milton,
Portsmouth PO4 8LS.

Cabinet and Flightcase Fittings

Fretcloths, Coverings, Handles, Castors etc., Jacks and Sockets, Cannons, Bulgins, Reverb Trays, Emilar Compression Drivers, AKG Mics, Celestion Speakers, ASS, Glassfibre Horns.

Send 30p Postal Order for illustrated catalogues to:-

ADAM HALL (P. E. SUPPLIES)

Unit G, Carlton Court, Grainger Road,
Southend-on-Sea, Essex SS2 5BZ.

CENTURION BURGLAR ALARM EQUIPMENT. Send SAE for free list or a cheque/PO for £11.50 for our special offer of a full sized signwritten bell cover, to Centurion Dept PE, 265 Wakefield Road, Huddersfield, W. Yorkshire, Access & Barclaycard telephone orders on 0484-35527.



RYDER ORGAN SYSTEM

The WW classical design for full-size keyboards, including couplers. Expanded range of p.c. boards & data available includes chorus, vibrato, combination stop control.

Reverberation. A new compact solid-state unit gives smooth natural sound. Demo cassette, on loan, deposit £1.50, refund £1.00. (Prices UK only).

**HIYKON LTD. (P), Woodside Croft,
Ladybridge Lane, Bolton BL1 5ED.**

ENAMELLED COPPER WIRE. 10 swg to 45 swg. S.A.E. for quotation by return, cheapest prices. 102 Parrswood Road, Manchester 20.

PRACTICAL ELECTRONICS P.C.B.'s

Drilled, 1.5mm Glass fibre Fry's Roller Tinned
APR 81 Intruder alarm EG513 £1.82
MAY 81 Digi Sounder EG518-20 Set of two £4.39
AUG 81 Minute chime EP625 £2.66
SEP 81 Analogue freq meter £2.17
Ignition EP690 £1.84, EP692 £1.93, EA285 68p
Audio Analyser Set of 14 £26.63
Horologium Set of 3 £8.18
NOV 81 UK101 Monitor change EP640 £1.87
For full list and current pcb's send SAE Pcb's also produced to customers own masters. Trade enquiries welcomed. Write for quote. CWO Please. Postage - add 35p postage and packing to complete order. Europe 70p.

PROTO DESIGN

14 Downham Road, Ramsden Heath,
Billericay, Essex CM11 1PU. Telephone 0268-710722

PRE-PACKED. Screws, nuts, washer, solder tags, studding. Send for price list. A1 Sales (PE) P.O. Box 402, London SW6 6LU.

MAKE YOUR OWN PRINTED CIRCUITS

Etch Resist Transfers - Starter pack (5 sheets, lines, pads, I.C. pads) £2.00. Large range of single sheets in stock at 43p per sheet.
Master Positive Transparencies from P.C. layouts in magazines by simple photographic process: 2 sheets negative paper, 2 sheets positive film (A4) £2.10. Photo-resist spray (200 ml) £3.25 (p+p 55p). **Drafting Film (A4) 25p.** Precision Grids (A4) 65p.
20p stamp for lists and information. P&P 35p per order except where indicated.

P.K.G. ELECTRONICS
OAK LODGE, TANSLEY, DERBYSHIRE.

TELEPHONE ANSWERING MACHINE. Build your own for under £10 plus any cassette recorder. Send £3 for circuit and plans. S. D. Cross, 24 Thorney Road, Streety, Sutton Coldfield, West Midlands.

NEW MK 2 32.7KHz QUARTZ LOCKED ULTRASONIC ALARM + PANIC

Detector and Control Unit - Type UAQ + P Features:-
No alignment reqd. - No interaction between units:
Kit inc:- F/G PCB, punched ABS box, all comp. inst:
Single unit construction - PCB screw connections:
240V AC supply: with optional NI-CAD battery back up:
15 to 20 ft detection range, externally presettable:
20 sec delay on leaving: 10 sec delay on entry:
1 sec invalid movement delay: 2 min self cancelling alarm:
latching panic button facility included, 10 sec alarm inhibit.
240V AC UAQ + P Multitone Drive Kit £18.65
240V AC UAQ + P Multitone Drive & Relay Output £21.85
Above kits built & tested = Kit Price Plus £8.00
Multitone Sounder 95dB ± 1 mtr, 9 Tone Options £9.20
Keyswitch in ABS box £5.95; NI-CAD Batteries £9.50
All prices inc. CWO UK. SAE for further details

GJD ELECTRONICS

105 Harper Fold Road,
Radcliffe, Manchester M26 0RQ.

PARAPHYSICS JOURNAL (RUSSIAN TRANSLATIONS): Psychotronic Generators, Kirlianography, Gravity Lasers, Telekinesis. Details: Sae 4x9" Paralab, Downton, Wilts.

MISCELLANEOUS - CONTD.

BURGLAR ALARM EQUIPMENT. Latest Discount Catalogue out now! Phone C.W.A.S. Alarm 0274 682674.

BIG EARS

SPEECH
INPUT
FOR
YOUR
COMPUTER!



BIG EARS opens the door to direct man-machine communication. The system comprises analogue frequency separation filters, preamps and signal conversion, together with a quality microphone and extensive software. Words, in any language, are stored as "voice-prints" by simply repeating them a few times in "learn" mode. Using keyword selection techniques, large vocabularies can be constructed. Use BIG EARS as a front end for any application: data enquiry, robot control, starwars - the possibilities are unlimited...

BUILT, TESTED & GUARANTEED ONLY £49!

PLEASE STATE COMPUTER: UK101, SUPERBOARD, NASCOM2, ZX90/81, PET, TRS80, ETC.

COLOUR MODULATOR KIT £12
RGB in, PAL/UFH out BUILT £18

Please add VAT at 15% to all prices
Barclay/Access orders accepted on telephone

WILLIAM STUART SYSTEMS Ltd
Dover House, Billericay Road
Herongate, Brentwood, Essex CM13 3SD.
Telephone: Brentwood (0277) 810244

SECURITY SYSTEMS KITS ... All components and full instructions. Send large SAE for latest catalogue of advanced projects for car, caravan and home. Computech Systems. Ind. Est., N. Walsham NR28 0AN. Tel: (0692) 5600.

SEEN MY CAT? 5,000 odds and ends. Mechanical. Electrical. Cat Free. Whiston Dept. PRE, New Mills, Stockport.

THE SCIENTIFIC WIRE COMPANY
PO Box 30, London E.4. 01-531 1568.

ENAMELLED COPPER WIRE

SWG	1lb	8oz	4oz	2oz
8 to 29	2.76	1.50	0.80	0.60
30 to 34	3.20	1.80	0.90	0.70
35 to 39	3.40	2.00	1.10	0.80
40 to 43	4.75	2.60	2.00	1.42
44 to 47	5.90	3.40	2.39	2.00
48 to 49	15.96	9.58	6.38	3.69

SILVER PLATED COPPER WIRE

14 to 30	6.50	3.75	2.20	1.40
----------	------	------	------	------

TINNED COPPER WIRE

14 to 30	3.85	2.36	1.34	0.90
----------	------	------	------	------

Prices incl P&P, VAT.
Orders under £2 please add 20p.
SAE for List of Copper/Resistance Wire. Dealer enquiries welcome.
Reg. Office, 22 Coningsby Gardens.

CLEARING LABORATORY: scopes, generators, P.S.U.'s, bridges, analysers, meters, recorders, etc. 0403-76236.

TIME WRONG?

MSF CLOCK is ALWAYS CORRECT - never gains or loses, SELF SETTING at switch-on, 8 digits show Date, Hours, Minutes and Seconds, auto GMT/BST and leap year, also parallel BCD output for computer etc, receives Rugby 60KHz atomic time signals, built-in antenna, 1000Km range. TIME RIGHT, only £62.80.

SIG. GEN., 10Hz-200KHz, (logic and 0-1V sine and square wave outputs, rf harmonics, £16.80.

V.L.F.? EXPLORE 10-150KHz, Receiver £16.50.
PROGRAM YOUR OWN TUNES on a Programmable Chime - not just 1 of 24, 3W audio, £38.90.

60KHZ RUGBY RECEIVER, as In MSF Clock, serial data and audio outputs, £17.90.

Each fun-to-build kit includes all parts, printed circuit, case, instructions, postage etc, money back assurance so GET yours NOW.

CAMBRIDGE KITS
45 (FZ) Old School Lane, Milton, Cambridge.

DIGITAL WATCH BATTERIES. Any type £1.20 each. Send sac or 15p with number or old battery to DISCLEC Y, 511 Fulbridge Road, Werrington, Peterborough.

RECHARGEABLE BATTERIES

Private & Trade Enquiries Welcome

FULL RANGE AVAILABLE. SAE FOR LISTS. £1.45 for Booklet. Nickel Cadmium Power plus Catalogue. Write or call: Sandwell Plant Ltd, 2 Union Drive, BOLDMERE, SUTTON COLDFIELD, WEST MIDLANDS. 021 354 9764.
NEW SEALED LEAD RANGE AVAILABLE

FOR SALE

P.E. STRING ENSEMBLE, complete and in perfect working order £200. P.E. Minisonic Mk II, with keyboard and case as sound design £150. Tel. Peterborough (0733) 73184.

BACK ISSUES from 1950 P.E., P.W., P.T., R.C., 40p plus post or exchange. Amersham 22434.

WEMON monitor for UK101 £19.00. M. Andrews, 'Conifers', Lyne Lane, Chertsey, Surrey. 093287 3327.

NEW BACK ISSUES OF 'PRACTICAL ELECTRONICS' available 90p each Post Free. Cheque or uncrossed P/O returned if not in stock - BELL'S TELEVISION SERVICES, 190 Kings Road, Harrogate, N. Yorks. Tel: (0423) 55885.

NAS-SYS 3 OPERATING SYSTEM. Latest NASCOM monitor 1 x 2716 Eprom. Unwanted gift. £20. 0705 596243.

CASED UK101, 8K, 2MHZ, new 4K Wemon monitor, £215. Phone Aldridge 52565.

UK 101 8K CASED. New monitor ROM metal cased VDU. Assembler/ disassembler, super space invaders, 10 data cassettes £185.00 o.n.o. Telephone Haywards Heath (0444) 53737 evenings.

Rapid Electronics

Tel: 0322 863494
Hillcroft House
Station Road
Eynsford Kent DA4 0EJ

<p>CMOS</p> <table border="1"> <tr> <td>4001 13</td> <td>4014 60</td> <td>4025 18</td> <td>4044 65</td> <td>4066 35</td> <td>4081 18</td> <td>4526 80</td> </tr> <tr> <td>4002 14</td> <td>4015 60</td> <td>4026 96</td> <td>4046 70</td> <td>4068 18</td> <td>4082 20</td> <td>4527 90</td> </tr> <tr> <td>4006 65</td> <td>4016 30</td> <td>4027 30</td> <td>4047 70</td> <td>4069 18</td> <td>4093 38</td> <td>4529 75</td> </tr> <tr> <td>4007 17</td> <td>4017 45</td> <td>4028 55</td> <td>4048 55</td> <td>4070 18</td> <td>40106 50</td> <td>4529 135</td> </tr> <tr> <td>4008 58</td> <td>4018 60</td> <td>4029 75</td> <td>4049 28</td> <td>4071 18</td> <td>4510 65</td> <td>4532 95</td> </tr> <tr> <td>4011 14</td> <td>4020 60</td> <td>4040 55</td> <td>4050 28</td> <td>4072 18</td> <td>4511 50</td> <td>4534 495</td> </tr> <tr> <td>4012 17</td> <td>4022 70</td> <td>4041 75</td> <td>4051 60</td> <td>4073 20</td> <td>4516 75</td> <td>4538 110</td> </tr> <tr> <td>4013 30</td> <td>4023 18</td> <td>4042 85</td> <td>4052 70</td> <td>4075 20</td> <td>4518 45</td> <td>4543 110</td> </tr> <tr> <td></td> <td>4024 40</td> <td>4043 60</td> <td>4050 85</td> <td>4076 60</td> <td>4520 70</td> <td>4585 99</td> </tr> </table> <p>LINEAR IC's</p> <table border="1"> <tr> <td>*741 14</td> <td>CA3140 45</td> <td>*LM301A 25</td> <td>LM381 120</td> <td>*LM3915 200</td> <td>TBA810 95</td> </tr> <tr> <td>748 35</td> <td>*ICM7555 80</td> <td>LM318 85</td> <td>LM382 120</td> <td>LM13600 120</td> <td>*TL081 30</td> </tr> <tr> <td>CA3080 70</td> <td>*LF351 40</td> <td>*LM324 40</td> <td>LM387 120</td> <td>*NE555 17</td> <td>TL082 70</td> </tr> <tr> <td>CA3130 90</td> <td>LF356 95</td> <td>LM339 50</td> <td>LM1458 40</td> <td>NE556 55</td> <td>TL084 90</td> </tr> <tr> <td></td> <td></td> <td>LM348 90</td> <td>LM3900 50</td> <td>RC4136 90</td> <td>XR2206 300</td> </tr> <tr> <td></td> <td></td> <td>LM377 150</td> <td>LM3909 70</td> <td>*SN7647 150</td> <td>ZN414 100</td> </tr> <tr> <td></td> <td></td> <td>LM380 80</td> <td>*LM3914 200</td> <td>TBA800 80</td> <td>ZN425E 390</td> </tr> </table> <p>TRANSISTORS</p> <table border="1"> <tr> <td>AC126 25</td> <td>BC109 10</td> <td>BC179 18</td> <td>BC549 10</td> <td>BFY50 23</td> <td>TIP41A 60</td> <td>*2N3702 6</td> </tr> <tr> <td>AC127 25</td> <td>BC109C 12</td> <td>*BC182L 8</td> <td>BC558 10</td> <td>BFY51 23</td> <td>TIP42A 60</td> <td>*2N3703 9</td> </tr> <tr> <td>AC128 25</td> <td>BC147 8</td> <td>*BC183L 10</td> <td>BCY70 18</td> <td>BFY52 23</td> <td>TIP295 60</td> <td>*2N3704 8</td> </tr> <tr> <td>AC146 25</td> <td>BC148 8</td> <td>BC212L 10</td> <td>BCY71 18</td> <td>*BF244B 18</td> <td>TIP305 55</td> <td>*2N3705 9</td> </tr> <tr> <td>AD161 40</td> <td>BC149 9</td> <td>BC213L 10</td> <td>BD131 35</td> <td>MJ2955 100</td> <td>ZTX107 12</td> <td>*2N3706 9</td> </tr> <tr> <td>AD162 40</td> <td>*BC157 10</td> <td>*BC214L 8</td> <td>BD132 35</td> <td>TIP29A 40</td> <td>ZTX108 12</td> <td>*2N3819 15</td> </tr> <tr> <td>BC107 10</td> <td>BC158 10</td> <td>BC214L 8</td> <td>BD139 35</td> <td>TIP30A 40</td> <td>ZTX300 14</td> <td>2N3903 10</td> </tr> <tr> <td>BC108 10</td> <td>BC159 10</td> <td>BC214L 8</td> <td>BD140 35</td> <td>TIP31A 45</td> <td>ZTX302 15</td> <td>2N3905 6</td> </tr> <tr> <td>BC108C 12</td> <td>BC177 18</td> <td>BC214L 8</td> <td>BFX29 25</td> <td>TIP32A 45</td> <td>2N2369 17</td> <td>2N3906 10</td> </tr> <tr> <td></td> <td>BC178 18</td> <td>BC547 10</td> <td>BFX29 25</td> <td>TIP33A 50</td> <td>2N2646 45</td> <td>2N5459 30</td> </tr> <tr> <td></td> <td></td> <td>BC548 10</td> <td>BFX88 25</td> <td>TIP34A 60</td> <td>2N3053 23</td> <td>2N6777 45</td> </tr> </table> <p>TTL</p> <table border="1"> <tr> <td>7400 11</td> <td>7413 24</td> <td>7442 40</td> <td>7480 45</td> <td>74107 30</td> <td>74155 60</td> <td>74177 75</td> </tr> <tr> <td>7401 11</td> <td>7414 35</td> <td>7444 45</td> <td>7482 50</td> <td>74109 32</td> <td>74156 60</td> <td>74179 65</td> </tr> <tr> <td>7402 12</td> <td>7415 26</td> <td>7446 60</td> <td>7483 50</td> <td>74121 28</td> <td>74157 43</td> <td>74180 65</td> </tr> <tr> <td>7403 14</td> <td>7416 25</td> <td>7447 48</td> <td>7485 75</td> <td>74122 45</td> <td>74160 60</td> <td>74181 135</td> </tr> <tr> <td>7404 14</td> <td>7417 25</td> <td>7448 50</td> <td>7486 25</td> <td>74123 48</td> <td>74161 60</td> <td>74182 75</td> </tr> <tr> <td>7405 17</td> <td>7418 20</td> <td>7450 16</td> <td>7489 180</td> <td>74124 40</td> <td>74162 60</td> <td>74190 70</td> </tr> <tr> <td>7406 26</td> <td>7419 15</td> <td>7451 16</td> <td>7490 28</td> <td>74125 40</td> <td>74163 60</td> <td>74191 70</td> </tr> <tr> <td>7407 15</td> <td>7420 15</td> <td>7453 16</td> <td>7491 45</td> <td>74126 40</td> <td>74164 60</td> <td>74192 70</td> </tr> <tr> <td>7408 15</td> <td>7421 20</td> <td>7454 16</td> <td>7492 35</td> <td>74127 40</td> <td>74165 60</td> <td>74193 65</td> </tr> <tr> <td>7409 16</td> <td>7422 20</td> <td>7455 16</td> <td>7493 30</td> <td>74128 45</td> <td>74166 60</td> <td>74194 70</td> </tr> <tr> <td>7410 14</td> <td>7423 27</td> <td>7456 16</td> <td>7494 35</td> <td>74129 45</td> <td>74167 60</td> <td>74195 63</td> </tr> <tr> <td>7411 20</td> <td>7424 27</td> <td>7457 16</td> <td>7495 50</td> <td>74130 45</td> <td>74168 60</td> <td>74196 63</td> </tr> <tr> <td>7412 20</td> <td>7425 17</td> <td>7458 38</td> <td>7497 120</td> <td>74131 40</td> <td>74169 60</td> <td>74197 63</td> </tr> <tr> <td></td> <td></td> <td>7459 30</td> <td>74100 80</td> <td>74132 40</td> <td>74170 60</td> <td>74198 90</td> </tr> <tr> <td></td> <td></td> <td>7460 30</td> <td></td> <td>74133 40</td> <td>74171 60</td> <td>74199 95</td> </tr> </table>	4001 13	4014 60	4025 18	4044 65	4066 35	4081 18	4526 80	4002 14	4015 60	4026 96	4046 70	4068 18	4082 20	4527 90	4006 65	4016 30	4027 30	4047 70	4069 18	4093 38	4529 75	4007 17	4017 45	4028 55	4048 55	4070 18	40106 50	4529 135	4008 58	4018 60	4029 75	4049 28	4071 18	4510 65	4532 95	4011 14	4020 60	4040 55	4050 28	4072 18	4511 50	4534 495	4012 17	4022 70	4041 75	4051 60	4073 20	4516 75	4538 110	4013 30	4023 18	4042 85	4052 70	4075 20	4518 45	4543 110		4024 40	4043 60	4050 85	4076 60	4520 70	4585 99	*741 14	CA3140 45	*LM301A 25	LM381 120	*LM3915 200	TBA810 95	748 35	*ICM7555 80	LM318 85	LM382 120	LM13600 120	*TL081 30	CA3080 70	*LF351 40	*LM324 40	LM387 120	*NE555 17	TL082 70	CA3130 90	LF356 95	LM339 50	LM1458 40	NE556 55	TL084 90			LM348 90	LM3900 50	RC4136 90	XR2206 300			LM377 150	LM3909 70	*SN7647 150	ZN414 100			LM380 80	*LM3914 200	TBA800 80	ZN425E 390	AC126 25	BC109 10	BC179 18	BC549 10	BFY50 23	TIP41A 60	*2N3702 6	AC127 25	BC109C 12	*BC182L 8	BC558 10	BFY51 23	TIP42A 60	*2N3703 9	AC128 25	BC147 8	*BC183L 10	BCY70 18	BFY52 23	TIP295 60	*2N3704 8	AC146 25	BC148 8	BC212L 10	BCY71 18	*BF244B 18	TIP305 55	*2N3705 9	AD161 40	BC149 9	BC213L 10	BD131 35	MJ2955 100	ZTX107 12	*2N3706 9	AD162 40	*BC157 10	*BC214L 8	BD132 35	TIP29A 40	ZTX108 12	*2N3819 15	BC107 10	BC158 10	BC214L 8	BD139 35	TIP30A 40	ZTX300 14	2N3903 10	BC108 10	BC159 10	BC214L 8	BD140 35	TIP31A 45	ZTX302 15	2N3905 6	BC108C 12	BC177 18	BC214L 8	BFX29 25	TIP32A 45	2N2369 17	2N3906 10		BC178 18	BC547 10	BFX29 25	TIP33A 50	2N2646 45	2N5459 30			BC548 10	BFX88 25	TIP34A 60	2N3053 23	2N6777 45	7400 11	7413 24	7442 40	7480 45	74107 30	74155 60	74177 75	7401 11	7414 35	7444 45	7482 50	74109 32	74156 60	74179 65	7402 12	7415 26	7446 60	7483 50	74121 28	74157 43	74180 65	7403 14	7416 25	7447 48	7485 75	74122 45	74160 60	74181 135	7404 14	7417 25	7448 50	7486 25	74123 48	74161 60	74182 75	7405 17	7418 20	7450 16	7489 180	74124 40	74162 60	74190 70	7406 26	7419 15	7451 16	7490 28	74125 40	74163 60	74191 70	7407 15	7420 15	7453 16	7491 45	74126 40	74164 60	74192 70	7408 15	7421 20	7454 16	7492 35	74127 40	74165 60	74193 65	7409 16	7422 20	7455 16	7493 30	74128 45	74166 60	74194 70	7410 14	7423 27	7456 16	7494 35	74129 45	74167 60	74195 63	7411 20	7424 27	7457 16	7495 50	74130 45	74168 60	74196 63	7412 20	7425 17	7458 38	7497 120	74131 40	74169 60	74197 63			7459 30	74100 80	74132 40	74170 60	74198 90			7460 30		74133 40	74171 60	74199 95	<p>SOCKETS</p> <table border="1"> <tr> <td>*8 pin 7p</td> <td>22 pin</td> <td>20p</td> </tr> <tr> <td>*14 pin 9p</td> <td>24 pin</td> <td>22p</td> </tr> <tr> <td>*16 pin 10p</td> <td>28 pin</td> <td>26p</td> </tr> <tr> <td>18 pin 15p</td> <td>40 pin</td> <td>32p</td> </tr> </table> <p>Soldercon pins 60p/100.</p> <p>REGULATORS</p> <table border="1"> <tr> <td>*78L05 30</td> <td>79L05 65</td> </tr> <tr> <td>*78L12 25</td> <td>*7905 50</td> </tr> <tr> <td>78L15 30</td> <td>*7912 45</td> </tr> <tr> <td>*7805 45</td> <td>LM723 40</td> </tr> <tr> <td>7812 60</td> <td>LM317T 180</td> </tr> <tr> <td>*7815 45</td> <td>*LM323K 350</td> </tr> </table> <p>OPTO</p> <table border="1"> <tr> <td>3mm red</td> <td>9p</td> <td>clips to</td> </tr> <tr> <td>3mm green</td> <td>14p</td> <td>suit 3</td> </tr> <tr> <td>3mm yellow</td> <td>14p</td> <td>or 5mm</td> </tr> <tr> <td>5mm red</td> <td>9p</td> <td>LEDs 30p</td> </tr> <tr> <td>5mm green</td> <td>14p</td> <td>pack 10.</td> </tr> <tr> <td>5mm yellow</td> <td>14p</td> <td></td> </tr> <tr> <td>Rectangular LEDs</td> <td></td> <td></td> </tr> <tr> <td>Red</td> <td>16p</td> <td></td> </tr> <tr> <td>Green</td> <td>17p</td> <td></td> </tr> <tr> <td>Yellow</td> <td>17p</td> <td></td> </tr> <tr> <td>Dual Colour Red/Green</td> <td>60p</td> <td></td> </tr> <tr> <td>FND500 0.5in CC</td> <td>90p</td> <td></td> </tr> <tr> <td>2N5777 transistor</td> <td>45p</td> <td></td> </tr> </table> <p>36 Page Catalogue 42p FREE with orders over £5.</p>	*8 pin 7p	22 pin	20p	*14 pin 9p	24 pin	22p	*16 pin 10p	28 pin	26p	18 pin 15p	40 pin	32p	*78L05 30	79L05 65	*78L12 25	*7905 50	78L15 30	*7912 45	*7805 45	LM723 40	7812 60	LM317T 180	*7815 45	*LM323K 350	3mm red	9p	clips to	3mm green	14p	suit 3	3mm yellow	14p	or 5mm	5mm red	9p	LEDs 30p	5mm green	14p	pack 10.	5mm yellow	14p		Rectangular LEDs			Red	16p		Green	17p		Yellow	17p		Dual Colour Red/Green	60p		FND500 0.5in CC	90p		2N5777 transistor	45p		<p>CAPACITORS AND RESISTORS</p> <p>Polyester. Radial leads. 250V. 0.01, 0.015, 0.022, 0.033, 6p; 0.047, 0.068, 0.1, 7p; 0.22, 9p; 0.33, 13p; 0.47, 13p; 0.68, 20p; 1.0u, 23p.</p> <p>* Polyester Capacitor kit. Contains 5 of each value from 0.01 to 1uF (total 65 caps.). 575p each.</p> <p>Electrolytic. Radial leads.</p> <table border="1"> <tr> <td>0.47/63V, 1/63V</td> <td>2.2/63V, 4.7/63V</td> <td>10/25V, 7p; 22/25V, 47/25V, 8p; 100/25V, 9p; 220/25V, 14p; 1000/25V, 30p.</td> </tr> </table> <p>Tantalum Bead</p> <table border="1"> <tr> <td>0.1, 0.22, 0.33, 0.47, 1.0, 35V, 12p; 2.2, 4.7, 10, 25V, 20p; 22/16V, 27p; 47/6V, 27p; 47/16V, 27p; 100/100V, 90p.</td> </tr> </table> <p>Polystyrene. 5% tolerance.</p> <table border="1"> <tr> <td>10p-1000p 6p.</td> <td>1500p-4700p 8p.</td> <td>6800p-0.012 10p.</td> </tr> </table> <p>Resistors</p> <table border="1"> <tr> <td>1W 5% Carbon film E12</td> <td>Values avail:</td> <td>Price</td> </tr> <tr> <td>1W 5% Carbon film E24</td> <td>4.7Ω - 10M</td> <td>1p</td> </tr> <tr> <td>1W 1% Metal film E24</td> <td>10Ω - 1M</td> <td>2p</td> </tr> <tr> <td></td> <td>100Ω - 1M</td> <td>6p</td> </tr> </table> <p>* 1W c.f. E12 Resistor kit. Contains 10 of each value from 4.7Ω to 1M total of 650 resistors. 480p each.</p> <p>SIZE</p> <table border="1"> <tr> <td>0.1 matrix</td> <td>22p</td> </tr> <tr> <td>2.5 x 1"</td> <td>75p</td> </tr> <tr> <td>2.5 x 3.75"</td> <td>75p</td> </tr> <tr> <td>2.5 x 5"</td> <td>85p</td> </tr> <tr> <td>3.75 x 5"</td> <td>95p</td> </tr> <tr> <td>VQ board</td> <td>160p</td> </tr> <tr> <td>Single sided</td> <td>50p</td> </tr> <tr> <td>Double sided</td> <td>60p</td> </tr> <tr> <td>Spot face cutter</td> <td>105p</td> </tr> </table> <p>SWITCHES</p> <p>Submin. toggle. SPST 55p. SPDT 60p. OPDT 75p. Miniature toggle. SPDT 80p. SPDT centre off 90p. 2.5 x 5" DPDT 90p. DPDT centre off 100p. Standard toggle. SPST 35p. DPDT 48p. Miniature DPDT slide 14p Push make 15p. Push break 22p. 1P1 2W, 2P 6W, 3P 4W, 4P 3W rotary 55p.</p>	0.47/63V, 1/63V	2.2/63V, 4.7/63V	10/25V, 7p; 22/25V, 47/25V, 8p; 100/25V, 9p; 220/25V, 14p; 1000/25V, 30p.	0.1, 0.22, 0.33, 0.47, 1.0, 35V, 12p; 2.2, 4.7, 10, 25V, 20p; 22/16V, 27p; 47/6V, 27p; 47/16V, 27p; 100/100V, 90p.	10p-1000p 6p.	1500p-4700p 8p.	6800p-0.012 10p.	1W 5% Carbon film E12	Values avail:	Price	1W 5% Carbon film E24	4.7Ω - 10M	1p	1W 1% Metal film E24	10Ω - 1M	2p		100Ω - 1M	6p	0.1 matrix	22p	2.5 x 1"	75p	2.5 x 3.75"	75p	2.5 x 5"	85p	3.75 x 5"	95p	VQ board	160p	Single sided	50p	Double sided	60p	Spot face cutter	105p
4001 13	4014 60	4025 18	4044 65	4066 35	4081 18	4526 80																																																																																																																																																																																																																																																																																																																																																																																															
4002 14	4015 60	4026 96	4046 70	4068 18	4082 20	4527 90																																																																																																																																																																																																																																																																																																																																																																																															
4006 65	4016 30	4027 30	4047 70	4069 18	4093 38	4529 75																																																																																																																																																																																																																																																																																																																																																																																															
4007 17	4017 45	4028 55	4048 55	4070 18	40106 50	4529 135																																																																																																																																																																																																																																																																																																																																																																																															
4008 58	4018 60	4029 75	4049 28	4071 18	4510 65	4532 95																																																																																																																																																																																																																																																																																																																																																																																															
4011 14	4020 60	4040 55	4050 28	4072 18	4511 50	4534 495																																																																																																																																																																																																																																																																																																																																																																																															
4012 17	4022 70	4041 75	4051 60	4073 20	4516 75	4538 110																																																																																																																																																																																																																																																																																																																																																																																															
4013 30	4023 18	4042 85	4052 70	4075 20	4518 45	4543 110																																																																																																																																																																																																																																																																																																																																																																																															
	4024 40	4043 60	4050 85	4076 60	4520 70	4585 99																																																																																																																																																																																																																																																																																																																																																																																															
*741 14	CA3140 45	*LM301A 25	LM381 120	*LM3915 200	TBA810 95																																																																																																																																																																																																																																																																																																																																																																																																
748 35	*ICM7555 80	LM318 85	LM382 120	LM13600 120	*TL081 30																																																																																																																																																																																																																																																																																																																																																																																																
CA3080 70	*LF351 40	*LM324 40	LM387 120	*NE555 17	TL082 70																																																																																																																																																																																																																																																																																																																																																																																																
CA3130 90	LF356 95	LM339 50	LM1458 40	NE556 55	TL084 90																																																																																																																																																																																																																																																																																																																																																																																																
		LM348 90	LM3900 50	RC4136 90	XR2206 300																																																																																																																																																																																																																																																																																																																																																																																																
		LM377 150	LM3909 70	*SN7647 150	ZN414 100																																																																																																																																																																																																																																																																																																																																																																																																
		LM380 80	*LM3914 200	TBA800 80	ZN425E 390																																																																																																																																																																																																																																																																																																																																																																																																
AC126 25	BC109 10	BC179 18	BC549 10	BFY50 23	TIP41A 60	*2N3702 6																																																																																																																																																																																																																																																																																																																																																																																															
AC127 25	BC109C 12	*BC182L 8	BC558 10	BFY51 23	TIP42A 60	*2N3703 9																																																																																																																																																																																																																																																																																																																																																																																															
AC128 25	BC147 8	*BC183L 10	BCY70 18	BFY52 23	TIP295 60	*2N3704 8																																																																																																																																																																																																																																																																																																																																																																																															
AC146 25	BC148 8	BC212L 10	BCY71 18	*BF244B 18	TIP305 55	*2N3705 9																																																																																																																																																																																																																																																																																																																																																																																															
AD161 40	BC149 9	BC213L 10	BD131 35	MJ2955 100	ZTX107 12	*2N3706 9																																																																																																																																																																																																																																																																																																																																																																																															
AD162 40	*BC157 10	*BC214L 8	BD132 35	TIP29A 40	ZTX108 12	*2N3819 15																																																																																																																																																																																																																																																																																																																																																																																															
BC107 10	BC158 10	BC214L 8	BD139 35	TIP30A 40	ZTX300 14	2N3903 10																																																																																																																																																																																																																																																																																																																																																																																															
BC108 10	BC159 10	BC214L 8	BD140 35	TIP31A 45	ZTX302 15	2N3905 6																																																																																																																																																																																																																																																																																																																																																																																															
BC108C 12	BC177 18	BC214L 8	BFX29 25	TIP32A 45	2N2369 17	2N3906 10																																																																																																																																																																																																																																																																																																																																																																																															
	BC178 18	BC547 10	BFX29 25	TIP33A 50	2N2646 45	2N5459 30																																																																																																																																																																																																																																																																																																																																																																																															
		BC548 10	BFX88 25	TIP34A 60	2N3053 23	2N6777 45																																																																																																																																																																																																																																																																																																																																																																																															
7400 11	7413 24	7442 40	7480 45	74107 30	74155 60	74177 75																																																																																																																																																																																																																																																																																																																																																																																															
7401 11	7414 35	7444 45	7482 50	74109 32	74156 60	74179 65																																																																																																																																																																																																																																																																																																																																																																																															
7402 12	7415 26	7446 60	7483 50	74121 28	74157 43	74180 65																																																																																																																																																																																																																																																																																																																																																																																															
7403 14	7416 25	7447 48	7485 75	74122 45	74160 60	74181 135																																																																																																																																																																																																																																																																																																																																																																																															
7404 14	7417 25	7448 50	7486 25	74123 48	74161 60	74182 75																																																																																																																																																																																																																																																																																																																																																																																															
7405 17	7418 20	7450 16	7489 180	74124 40	74162 60	74190 70																																																																																																																																																																																																																																																																																																																																																																																															
7406 26	7419 15	7451 16	7490 28	74125 40	74163 60	74191 70																																																																																																																																																																																																																																																																																																																																																																																															
7407 15	7420 15	7453 16	7491 45	74126 40	74164 60	74192 70																																																																																																																																																																																																																																																																																																																																																																																															
7408 15	7421 20	7454 16	7492 35	74127 40	74165 60	74193 65																																																																																																																																																																																																																																																																																																																																																																																															
7409 16	7422 20	7455 16	7493 30	74128 45	74166 60	74194 70																																																																																																																																																																																																																																																																																																																																																																																															
7410 14	7423 27	7456 16	7494 35	74129 45	74167 60	74195 63																																																																																																																																																																																																																																																																																																																																																																																															
7411 20	7424 27	7457 16	7495 50	74130 45	74168 60	74196 63																																																																																																																																																																																																																																																																																																																																																																																															
7412 20	7425 17	7458 38	7497 120	74131 40	74169 60	74197 63																																																																																																																																																																																																																																																																																																																																																																																															
		7459 30	74100 80	74132 40	74170 60	74198 90																																																																																																																																																																																																																																																																																																																																																																																															
		7460 30		74133 40	74171 60	74199 95																																																																																																																																																																																																																																																																																																																																																																																															
*8 pin 7p	22 pin	20p																																																																																																																																																																																																																																																																																																																																																																																																			
*14 pin 9p	24 pin	22p																																																																																																																																																																																																																																																																																																																																																																																																			
*16 pin 10p	28 pin	26p																																																																																																																																																																																																																																																																																																																																																																																																			
18 pin 15p	40 pin	32p																																																																																																																																																																																																																																																																																																																																																																																																			
*78L05 30	79L05 65																																																																																																																																																																																																																																																																																																																																																																																																				
*78L12 25	*7905 50																																																																																																																																																																																																																																																																																																																																																																																																				
78L15 30	*7912 45																																																																																																																																																																																																																																																																																																																																																																																																				
*7805 45	LM723 40																																																																																																																																																																																																																																																																																																																																																																																																				
7812 60	LM317T 180																																																																																																																																																																																																																																																																																																																																																																																																				
*7815 45	*LM323K 350																																																																																																																																																																																																																																																																																																																																																																																																				
3mm red	9p	clips to																																																																																																																																																																																																																																																																																																																																																																																																			
3mm green	14p	suit 3																																																																																																																																																																																																																																																																																																																																																																																																			
3mm yellow	14p	or 5mm																																																																																																																																																																																																																																																																																																																																																																																																			
5mm red	9p	LEDs 30p																																																																																																																																																																																																																																																																																																																																																																																																			
5mm green	14p	pack 10.																																																																																																																																																																																																																																																																																																																																																																																																			
5mm yellow	14p																																																																																																																																																																																																																																																																																																																																																																																																				
Rectangular LEDs																																																																																																																																																																																																																																																																																																																																																																																																					
Red	16p																																																																																																																																																																																																																																																																																																																																																																																																				
Green	17p																																																																																																																																																																																																																																																																																																																																																																																																				
Yellow	17p																																																																																																																																																																																																																																																																																																																																																																																																				
Dual Colour Red/Green	60p																																																																																																																																																																																																																																																																																																																																																																																																				
FND500 0.5in CC	90p																																																																																																																																																																																																																																																																																																																																																																																																				
2N5777 transistor	45p																																																																																																																																																																																																																																																																																																																																																																																																				
0.47/63V, 1/63V	2.2/63V, 4.7/63V	10/25V, 7p; 22/25V, 47/25V, 8p; 100/25V, 9p; 220/25V, 14p; 1000/25V, 30p.																																																																																																																																																																																																																																																																																																																																																																																																			
0.1, 0.22, 0.33, 0.47, 1.0, 35V, 12p; 2.2, 4.7, 10, 25V, 20p; 22/16V, 27p; 47/6V, 27p; 47/16V, 27p; 100/100V, 90p.																																																																																																																																																																																																																																																																																																																																																																																																					
10p-1000p 6p.	1500p-4700p 8p.	6800p-0.012 10p.																																																																																																																																																																																																																																																																																																																																																																																																			
1W 5% Carbon film E12	Values avail:	Price																																																																																																																																																																																																																																																																																																																																																																																																			
1W 5% Carbon film E24	4.7Ω - 10M	1p																																																																																																																																																																																																																																																																																																																																																																																																			
1W 1% Metal film E24	10Ω - 1M	2p																																																																																																																																																																																																																																																																																																																																																																																																			
	100Ω - 1M	6p																																																																																																																																																																																																																																																																																																																																																																																																			
0.1 matrix	22p																																																																																																																																																																																																																																																																																																																																																																																																				
2.5 x 1"	75p																																																																																																																																																																																																																																																																																																																																																																																																				
2.5 x 3.75"	75p																																																																																																																																																																																																																																																																																																																																																																																																				
2.5 x 5"	85p																																																																																																																																																																																																																																																																																																																																																																																																				
3.75 x 5"	95p																																																																																																																																																																																																																																																																																																																																																																																																				
VQ board	160p																																																																																																																																																																																																																																																																																																																																																																																																				
Single sided	50p																																																																																																																																																																																																																																																																																																																																																																																																				
Double sided	60p																																																																																																																																																																																																																																																																																																																																																																																																				
Spot face cutter	105p																																																																																																																																																																																																																																																																																																																																																																																																				

Please add 50p P&P on orders under £10. Please add VAT at 15% to total order value. Official orders welcome from schools, colleges etc.

The Rapid Guarantee ★ Same day despatch ★ Competitive prices
★ Top quality components ★ In-depth stock

THE VERY LATEST SC110 LOW POWER, FULLY PORTABLE OSCILLOSCOPE.

The new Thandar SC110 represents a break-through in oscilloscope development. The SC110 is LESS THAN TWO INCHES thick and weighs under two pounds, yet retains the standard features and controls of a bench oscilloscope.



1980 GOLD MEDAL winner of the B.R.N.O. EXHIBITION, the largest Trade Fair held in Eastern Europe.

Full Sized Performance

- 10 MHz bandwidth.
- Full trigger facilities are provided including TV frame, or TV filtering.
- Runs on 4 to 10V DC via disposable batteries, re-chargeable cells, or AC adaptor.
- Size 255mm x 148mm x 50mm.
- 10 mV per division sensitivity.

Scope £139.00 + £20.85 V.A.T.
Carry Case £7.70 + £1.16 V.A.T.
x 1 Probe £8.50 + £1.28 V.A.T.
x 10 Probe £10.00 + £1.50 V.A.T.
(AC Adaptor £4.95 + £0.74 V.A.T.)

(Overseas purchasers please state voltage.)
Re-chargeable cells £7.50 + £1.13 V.A.T.

THANDAR TM354 HAND HELD LCD DIGITAL MULTIMETER
The TM354 is a compact 3½ digit hand held multimeter featuring a LARGE 0.5" liquid crystal display, 0.75% basic accuracy and a 2000 HOUR battery life. The meter provides five functions in fourteen ranges.



- DC voltages 1mV to 1000V
- AC voltages 1V to 500V
- DC current 1µA to 2 Amps
- Resistance 1Ω to 2MΩ
- Diode check

Complete with test prods and vinyl pouch.
£39.95 + £5.99 V.A.T.

World-wide post free service. Overseas orders welcome. Please deduct U.K. V.A.T. Mail Order only. Callers by appointment.

Barclaycard/Access orders welcome, Cheque/Bank draft etc., with order please. Large S.A.E. for technical leaflet and complete Thandar list.

B. K. ELECTRONICS, Dept. 'PE',

37 Whitehouse Meadows, Eastwood,

Leigh-on-Sea, Essex SS9 5TY.

Tel: (0702) 527572.

ILP TOROIDALS UNBEATABLE VALUE FOR MONEY!

New production capacity at Canterbury has increased our range, decreased our prices, improved our special customer design service. Choose from toroidal transformers in a range of 98 types.



Order using the FREEPOST coupon below.

Trade enquiries are welcome.

Supplied with rigid mounting kit with centre bolt steel and neoprene washers. GUARANTEED 5 YEARS.

TYPE	SERIES No	SECONDARY VOLS	RMS Current	PRICE inc. VAT	PRICE ex. VAT
30 VA 70 x 30mm 0.45 kg Regulation 18%	8A010	6+6	2.50	£5.28	£4.48
	8A011	9+9	1.66	+£0.870	+£0.870
	8A012	12+12	1.25	P/P	P/P
	8A013	15+15	1.00		
	8A014	18+18	0.83		
	8A015	22+22	0.68		
	8A016	25+25	0.60		
50 VA 90 x 30mm 0.9 kg Regulation 13%	2P010	6+6	4.16	£5.83	£4.93
	2P011	9+9	2.72	+£1.10	+£1.10
	2P012	12+12	2.08	P/P	P/P
	2P013	15+15	1.66		
	2P014	18+18	1.38		
	2P015	22+22	1.13		
	2P016	25+25	1.08		
80 VA 90 x 30mm 1 kg Regulation 12%	3A010	6+6	6.64	£6.51	£5.47
	3A011	9+9	4.44	+£1.43	+£1.43
	3A012	12+12	3.33	P/P	P/P
	3A013	15+15	2.66		
	3A014	18+18	2.22		
	3A015	22+22	1.81		
	3A016	25+25	1.60		
120 VA 90 x 40mm 1.7 kg Regulation 11%	4A010	6+6	10.00	£7.55	£6.38
	4A011	9+9	6.66	+£1.43	+£1.43
	4A012	12+12	5.00	P/P	P/P
	4A013	15+15	4.00		
	4A014	18+18	3.33		
	4A015	22+22	2.72		
	4A016	25+25	2.40		
160 VA 110 x 40mm 1.8 kg Regulation 8%	5A010	9+9	8.89	£9.92	£8.44
	5A012	12+12	6.66	+£1.43	+£1.43
	5A013	15+15	5.33	P/P	P/P
	5A014	18+18	4.44		
	5A015	22+22	3.63		
	5A016	25+25	3.20		
	5A017	30+30	2.66		
225 VA 110 x 45mm 2.7 kg Regulation 7%	6A012	12+12	9.38	£11.83	£10.06
	6A013	15+15	7.50	+£1.73	+£1.73
	6A014	18+18	6.25	P/P	P/P
	6A015	22+22	5.11		
	6A016	25+25	4.50		
	6A017	30+30	3.75		
	6A018	35+35	3.21		
300 VA 110 x 50mm 7.6 kg Regulation 6%	6A026	40+40	2.81		
	6A025	45+45	2.50		
	6A024	50+50	2.25		
	6A023	55+55	2.04		
	6A022	60+60	1.81		
	6A021	65+65	1.66		
	6A020	70+70	1.50		
500 VA 140 x 60mm 4 kg Regulation 4%	8A016	25+25	10.00	£18.17	£15.53
	8A017	30+30	8.33	+£2.05	+£2.05
	8A018	35+35	7.14	P/P	P/P
	8A026	40+40	6.25		
	8A025	45+45	5.56		
	8A024	50+50	5.00		
	8A023	55+55	4.54		
625 VA 140 x 75mm 5 kg Regulation 4%	8A028	110	4.54		
	8A029	220	2.27		
	8A030	240	2.08		
	9A017	30+30	10.41	£25.10	£21.54
	9A018	35+35	8.92	+£2.20	+£2.20
	9A026	40+40	7.81	P/P	P/P
	9A025	45+45	6.94		
980 VA 180 x 75mm 7 kg Regulation 4%	9A027	50+50	6.25		
	9A024	55+55	5.68		
	9A028	110	5.68		
	9A029	220	2.84		
	9A030	240	2.60		

IMPORTANT: Regulation — All voltages quoted are FULL LOAD. Please add regulation figure to secondary voltage to obtain full load voltage.

The benefits of ILP toroidal transformers

ILP toroidal transformers are only half the weight and height of their laminated equivalents, and are available with 110V, 220V or 240V primaries coded as follows:

For 110V primary insert "0" in place of "X" in type number.

For 220V primary (Europe) insert "1" in place of "X" in type number.

For 240V primary (UK) insert "2" in place of "X" in type number.

How to order Freepost:

Use this coupon, or a separate sheet of paper, to order these products, or any products from other ILP Electronics advertisements. No stamp is needed if you address to Freepost. Cheques and postal orders must be crossed and payable to ILP Electronics Ltd; cash must be registered. C.O.D. — add £1 to total order value. Access and Barclaycard welcome. All UK orders sent post free within 7 days of receipt of order for single and small quantity orders. Also available at Electrova, Mapin, Marshalls, Technomic and Watford Electronics. ILP Electronics Ltd, Freepost 2, Graham Bell House, Roper Close, Canterbury CT2 7EP, Kent.

Please send me the following

ILP modules

PE 1/12

Total purchase price

Enclose Cheque Postal Orders Int. Money Order

Please debit my Access/Barclaycard No.

Name

Address

Signature

Post to: ILP Electronics Ltd, Freepost 2, Graham Bell House, Roper Close, Canterbury CT2 7EP, Kent, England
Telephone (0227) 54778 Technical (0227) 64723 Telex 965780



STAY AHEAD. STAY WITH US

SCOOP ONLY £29.95 + VAT

Professional ASCII Keyboards

The 'CHERRY' Computer Keyboard



- BRITISH MADE
- 52 KEY 7 BIT ASCII CODED
- POSITIVE STROBE +5V -12V
- ASCII CHARACTERS
- PARALLEL OUTPUT WITH STROBE
- POWER LIGHT ON CONTROL

- CHIP BY GENERAL INSTRUMENT (G.I.) TTL OUTPUT
- SUPERBLY MADE SIZE 13 x 5.5 x 1.5 ins
- BLACK KEYS WITH WHITE LEDGENS

- ESCAPE SHIFT RETURN & RESET KEYS
- CONTROL REPEAT & BELL KEYS
- Complete with DATA

Ideal for use with TANGERINE, TRITON, TUSCAN, APPLE and most computers. Ex-Stock from HENRY'S
This is definitely the BEST BUY FULLY GUARANTEED. Supplied BRAND NEW in manufacturer's original packing. Just post remittance total £35.95 (incl. V.A.T. & Post)

The 'Apple' Power Supply

A PROFESSIONAL BUILT & TESTED, CASED & VENTILATED POWER UNIT WITH BUILT IN OVERLOAD & CUT OUT PROTECTION CIRCUITS*

SPECIFICATIONS
Input voltage 210-250V
Supply voltages +5 0 -11.8 -12.0 -5.2
Power consumption 60 watts max (full load)
Full load power output
+5v 2.5 amp -5v 250ma
+12v 1.5 amp -12v 250ma
Size 10" x 3 3/4" x 2 1/2"
Weight Approx 3 lbs

The Apple Power Supply is a high-voltage 'switching' power supply. While most other power supplies use a large transformer with many windings to convert the input voltage into many lesser voltages and then rectify and regulate these lesser voltages, the Apple Power Supply first converts the AC line voltage into a DC voltage, and then uses this DC voltage to drive a high-frequency oscillator. The output of this oscillator is fed into a small transformer with many windings. The voltages on the secondary windings are then regulated.

PREVENTS DAMAGE & RETURNS UNIT TO NORMAL WORKING CONDITIONS*

Suitable for use with most computers



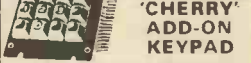
LIST PRICE £60
OUR PRICE £32.50 + VAT
Just post remittance £39.50 (incl. V.A.T. & post & packing) for delivery by return



I.T.T. 2020 CABINET

Complete PROFESSIONAL Case beautifully constructed with cut out for one 'CHERRY' keyboard, plus ample room to house a COMPLETE SYSTEM, and our power supply complete with fittings. (Case post detachable). Unit is silver grey in colour. Robust construction. Sloping front with side ventilation. Ideal for NASCOM, ACORN, TANGERINE or your own system.
Size 18" x 15 1/2" x 4 1/2" (front slopes)


£39.95 incl. VAT post free



'CHERRY' ADD-ON KEYPAD

A compact 12 button keypad suitable for use with Cherry keyboard to extend its functions plus four extra keys
Supplied brand new with data A 3 x 4 non-encoded single mode keyboard in sloped format

£7.50 incl. VAT -



COMPERKIT DIVISION
404 Edgeware Road, London, W2, England
Telephone: 01-402 6822
Telex 262284 Mono Transconics



RETAIL SALES
& DEMONSTRATIONS

404 EDGWARE RD. LONDON, W2 1ED TEL: 01-402 6822

TANGERINE • TANGERINE • TANGERINE • TANGERINE • TANGERINE

MICROTAN 65

Microtan 65 is the most advanced, powerful, expandable micro-computer available - it also happens to be the most cost effective!



Electronic Today International held a mammoth survey of kits. The result: Microtan 65 WINS COMPUTER CLASS!

MICROTAN 65 CONTENTS

High quality, plated thru hole printed circuit board, solder resist and silk screened component identification. 6502 microprocessor 1K monitor TANBUG. Now with 'V' Bug. 1K RAM for user programme, stack and display memory VDU alphanumeric display of 16 rows by 32 characters. MICROTAN 65 system file binder. 136 page, bound, users hardware/software manual with constructional details and sample programmes. Logic and discrete components to fully expand MICROTAN 65

The MICROTAN 65 kit has won widespread acclaim for its superb presentation. We pay attention to detail!

KIT FORM **£69.00** + £10.35 V.A.T., total £79.35.

MICROTAN 65 assembled and tested.

Specification as above, but assembled and fully bench tested by ourselves. **£79.00** + £11.85 V.A.T., total £90.85

TANBUG V2.3 KIT (separately) **£21.85** INCL.

MICROTAN 65 OPTIONS

LOWER CASE PACK

Two integrated circuits which connect into locations on MICROTAN allowing 128 displayable characters.

£9.48 + £1.42, total £10.90

MINI MOTHER BOARD

Used to connect Microtan to Tanex. Built **£10.00** + V.A.T.

GRAPHICS PACK

Five integrated circuits which connect into locations on MICROTAN allowing the display of chunky graphics (64 x 64 pixels). What are chunky graphics? Well, imagine a piece of graph paper with 64 squares vertically and 64 squares horizontally, a total of 4096. Each square can be made black on white

£6.52 + V.A.T. 98p, total £7.50.

20 WAY KEYPAD

Inexpensive means of getting up and running. Uses 'Schoeller' key-switches, and connects to MICROTAN through a 16 pin D.I.L. plug on ribbon cable. Black anodised escutcheon, with TANGERINE legends, finishes off what must be the best value for money keypad available. Available assembled and tested.

£10.00 + V.A.T. £1.50, total £11.50.

*Space Invaders game (for use with keypad only) **£15.22** + V.A.T. £2.28 total £17.50

POWER SUPPLIES

MPS 1: Input 120 or 240V AC. Output 5 Volts at 3 Amps Regulated. MPS 1 will power both MICROTAN and TANEX fully expanded. Built on the same size printed circuit board as MICROTAN etc. Available as a fully built and tested unit

£23.00 = V.A.T. £3.45, total £26.45.

X MPS2 +5V 6A, +12V, -5 and -12V switch mode system PSU

£69.13 + V.A.T.

MINI-SYSTEM RACK

We have produced a mini-system rack which accepts MICROTAN 65, TANEX and our mini-mother board. It has an integral power supply, just plug it into the mains and away you go! Finished in TANGERINE/BLACK, it gives your system the professional finish. Front panel access for I/O cables. AVAILABLE AS AN ASSEMBLED UNIT.

£56.35 INCL

FULL SYSTEM RACK

For the man that has everything! 19 inch wide system rack which accepts MICROTAN 65, TANEX, TANRAM, SEVEN FURTHER EXPANSION BOARDS, TANDOS and THE SYSTEM POWER SUPPLY. Available in many formats, e.g. Individual front panels, full width hinged front panel, back panel with or without connectors.

£49.00 + V.A.T. £7.35, total £56.35.

NEW PRODUCTS (ALL VAT INCL.)


SYSTEM MOTHERBOARD (4 CONNECTOR)	£44.85
SYSTEM MOTHERBOARD (12 CONNECTOR)	£72.85
EXTRA EDGE CONNECTORS	£3.50

SYSTEM RACK FRONT PANEL	£15.64
SERIAL I/O BOARD MIN (12 PORTS)	£66.70
SERIAL I/O BOARD MAX (8 PORTS)	£135.70
PARALLEL I/O BOARD MIN (16 LINES)	£54.63
PARALLEL I/O BOARD MAX (128 LINES)	£99.48

32K RAMCARD 16K VERSION	£87.40
32K RAMCARD 32K VERSION	£115.00
32K ROMBOARD (EXCL. ROM)	£54.65
32K I/O BUFFER	£54.64
CONTROLLER CARD FULL	£138.00

MICRON COMPUTER

FULLY BUILT, TESTED, and housed



£395
inc V.A.T. P&P

SYSTEM RACK MICRON **£550.00** INCL.

6502 based microcomputer VDU alpha numeric display Powerful monitor TANBUG 8K RAM 32 parallel I/O lines 2 TTL serial I/O lines Four 16 Bit counter timers. Cassette interface. Data bus buffering. Memory mapping control 71 key ASCII Keyboard, including numeric keypad. Includes power supply. Also includes the first "10K MICROSOFT BASIC" available in the U.K. All the usual BASIC commands.

FULL MANUALS: MICROTAN, TANEX, BASIC, X BUG All **£5.00** each

TANRAM

AVAILABLE NOW TANRAM - 40K Bytes on one board! Single board of bulk memory offering 7K Static RAM (2114), and 32K Dynamic RAM (4116). Onboard refresh is totally transparent to CPU operation and is unaffected by normal DMA's. TANRAM fully expands the available address space of the 6502 microprocessor. MICROTAN, TANEX and TANRAM together provide 16K RAM, 48K RAM, and 1K I/O - that's a lot of memory and a lot of I/O! Built and tested. TANRAM ASSEMBLED



40K RAM CARD with 16K DYNAMIC RAM **£76** + V.A.T.

CONTENTS High quality plated thru hole printed circuit board, solder resist and silk screened component identification. Full complement of I.C. sockets for maximum expansion. 64 way D.I.N. edge connector. 1K RAM (2114) Data bus buffering. TANRAM users manual

EXTRA RAM:

1K STATIC (2114) **£2.95** each 16K DYNAMIC (4116) **£1.50** each

MEMORIES EXPAND YOUR SYSTEM WITH OUR TANGERINE APPROVED CHIPS.

Discounts 10% for 4, 15% for 8, 20% for 16	
2102 1K x 1 Static RAM 80p	IM 6402 UART £4.50
2708 £3.50	2114 1K x 4 Static RAM £2.95
2716 £6.50	
MK 4116 16K x 1 Dynamic RAM £1.50	4118 1K x 8 Static RAM £7.50
	All including VAT

MONITORS (PROFESSIONAL)

RECONDITIONED AND NEW - FROM **£35.00** to **£129.95**

CENTRONICS Ideal for Tangerine PRINTERS

SHEIKOSHA **£199** + V.A.T.

Model 730 **£350** + V.A.T.

Model 737 **£395** + V.A.T.



NEW MICROTANTEL POST OFFICE APPROVED PRESTEL - VIEWDATA

● FULL COLOURGRAPHICS ● CAN STORE PRESTEL ● CAN BE USED AS AN EDITING TERMINAL ● CAN BE INTERFACED WITH PET, APPLE, etc.

£170
+ V.A.T.

Just connect to the aerial socket of any colour or black and white domestic T.V. receiver and to your Post Office installed jack socket and you are into the exciting world of PRESTEL. Via simple push button use you are able to view 170,000 pages of up to the minute information on many services, order goods from companies - all this without leaving your armchair!

TANEX £43.00

Minimum Config Kit.

+ V.A.T. £6.45, total £49.45

CONTENTS

High quality plated thru hole printed circuit board, solder resist and silk screened component identification. I.C. sockets for maximum expansion. 64 Way D.I.N. edge connector 1K RAM, cassette interface, 16 parallel I/O lines, a TTL serial I/O port, two 16 bit counter timers, data bus buffering, memory mapping, logic and discrete components for maximum expansion. TANEX users manual

TANEX (Minimum configuration) Assembled **£53.00** + V.A.T. £7.95, total £60.95



TANEX EXPANSION

Expanded, TANEX offers: 7K RAM.

locations for 4K EPROM (2716).

locations for 10K extended

MICROSOFT BASIC, 32 parallel I/O

lines, two TTL serial I/O ports, a

third serial I/O port with

RS232/20mA loop, full modem

control and 16 programmable baud

rates, four 16 bit counter timers,

cassette interface, data bus

buffering, and memory mapping.



EXPANDED TANEX KIT (Excludes ROM, XBUG and BASIC) **£89.70** + V.A.T. £13.46, total £103.16

EXPANDED TANEX ASSEMBLED **£99.70** + V.A.T. £14.96, total £114.66

OPTIONS TO FULLY EXPANDED TANEX

10K Extended MICROSOFT BASIC in EPROM (with manual) **£49.00** + V.A.T. £7.35, total £56.35.

Extra RAM: 1K (2 x 2114) **£5.20** + V.A.T. 78p, total **£5.98**.

SERIAL I/O KIT. **£17.25** INCL.

6522 VIA **£8.00** + V.A.T. £1.20, total **£9.20**

XBUG **£17.35** + V.A.T. £2.60, total **£19.95**

+ 12V KIT **£9.20** INCL.

AS YOU CAN SEE THE PRICES OF OUR EXPANSION COMPONENTS ARE VERY, VERY COMPETITIVE!

TANGERINE DISC SYSTEM

Z80 CONTROLLER CARD **£150.00** + V.A.T.

DOUBLE SIDED DOUBLE DENSITY DRIVE **£215.00** + V.A.T.

CP/M DISK OPERATING SYSTEM

Available January **£80** + V.A.T.



71 KEY ASCII KEYBOARD £69.95 + INCL.

NO EXTRAS NEEDED.

Uses gold crosspoint keys. Includes numeric keypad and ribbon cable. Available as fully assembled and tested.

SUPER METAL CABINET IN TANGERINE/BLACK

£20.00 + V.A.T. £3.00, total **£23.00**



PROFESSIONAL ASCII KEYBOARDS Ideal for Tangerine

£29.95 + V.A.T.



• 52 key 7 bit ASCII coded

• Positive strobe +5V-12V

• ASCII characters

• Parallel output with strobe

• Power light on control

• Chip by General Instrument

(G.I.) TTL output

• Superbly made

• Size 13 x 5 5 x 1.5 ins

• Black keys with white legends

• Escape shift return & reset keys

• Control repeat & bell

• Complete with DATA

ADD-ON KEYPAD

A compact 12 button keypad suitable for use with above keyboard to extend its functions plus four extra keys. Supplied brand new with with data. A non-coded single mode keyboard

LIST PRICE **£22.00**
OUR PRICE **£7.95**
+ V.A.T.

PLUS MANY NEW EXCITING PRODUCTS IN DEVELOPMENT AUTOMATICALLY AVAILABLE FROM US WHEN RELEASED BY TANGERINE LTD

All products are available

FULLY GUARANTEED - BUY WITH CONFIDENCE

BRITISH DESIGN & MANUFACTURE AND ON DEMONSTRATION

IN OUR COMPUTER DEPT.

TANGERINE • TANGERINE • TANGERINE • TANGERINE • TANGERINE • TANGERINE • TANGERINE • TANGERINE • TANGERINE

Stockist Enquiries on headed notepaper to: COMPUTER KIT LTD. (Principal Distributors in U.K.)

11/12 Paddington Green, London, W2. Tele: 01-723 5095 Telex: 262284 Ref 1400 TRANSONICS

All orders pre-paid and official advertised here to be

forwarded DIRECTLY to

COMPUTER DEPT., 11/12 PADDINGTON GREEN, LONDON W2

SEND FOR
FREE BROCHURE

GRAND CHRISTMAS SALE!

AT

HOME RADIO LTD

269a HAYDON'S RD., SW19

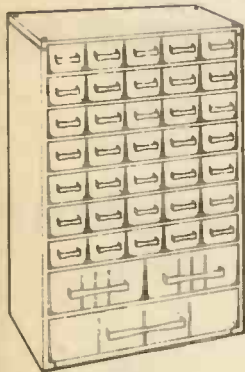
Hundreds of Bargains for callers

ON NOW! DON'T MISS IT!

Stock up for the Winter for a small outlay

Our Catalogue still costs £1.50 incl. postage

STORAGE CABINETS



Type 1838

Metal Cabinets 12" wide x 5 3/4" deep, finished blue with transparent plastic drawers.

Type	H (ins)	No. of Drawers	Price
		Sm Med Lge	
1118	11	15 2 1	£10.75
1633	16	30 2 1	£13.95
1838	18	35 2 1	£15.95
2236	22	30 4 2	£18.55
2260	22	60 - -	£18.55

Access/Barclaycard welcome
Prices include VAT and Post. Cheque/P.O. to:
Millhill Supplies (Tools),
35 Preston Crowmarsh, Benson,
Oxon OX9 6SL.

YOU CAN'T BEAT ILP BIPOLAR POWER AMPS FOR POWER AND PRICE

Get maximum power at minimum price, yet still with hi-fi specifications and a wide choice of outputs. ILP Bipolar power amps, now with or without heatsinks are unbeatable value for domestic hi-fi — but for disco, guitar amplifiers and PA choose the new range of heavy duty power amps, again with or without heatsinks, with protection against permanent short circuit, added safety for the disco or group user. Connection in all cases is simple — via 5 pins.



Every item has a 5 year no quibble guarantee and includes full connection data. So send your order FREEPOST today!

Load impedance, all models, 4 ohm — infinity. Input impedance, all models 100K ohm. Input sensitivity, all models, 500 mV. Frequency response, all models 15Hz-50kHz-3db.

BIPOLAR Standard, with heatsinks

Model No.	Output power Watts rms	T.H.D. Typ at 1kHz	DISTORTION I.M.D. 50Hz/7kHz 4:1	Supply voltage Typ/Max	Size mm	Wt gms	Price inc VAT	Price ex VAT
HY 30	15w/4-8Ω	0.015%	<0.006%	±18±20	76 x 68 x 40	240	£8.28	£7.29
HY 60	30w/4-8Ω	0.015%	<0.006%	±25±30	76 x 68 x 40	240	£9.58	£8.33
HY 120	60w/4-8Ω	0.01%	<0.006%	±35±40	120 x 78 x 40	410	£20.10	£17.48
HY 200	120w/4-8Ω	0.01%	<0.006%	±45±50	120 x 78 x 50	515	£24.39	£21.21
HY 400	240w/4Ω	0.01%	<0.006%	±45±50	120 x 78 x 100	1025	£36.60	£31.83

BIPOLAR Standard, without heatsinks

Model No.	Output power Watts rms	T.H.D. Typ at 1kHz	DISTORTION I.M.D. 50Hz/7kHz 4:1	Supply voltage Typ/Max	Size mm	Wt gms	Price inc VAT	Price ex VAT
HY 120P	60w/4-8Ω	0.01%	<0.006%	±35±40	120 x 26 x 40	215	£17.83	£15.50
HY 200P	120w/4-8Ω	0.01%	<0.006%	±45±50	120 x 26 x 40	215	£21.23	£18.46
HY 400P	240w/4Ω	0.01%	<0.006%	±45±50	120 x 26 x 70	375	£32.58	£28.33

Protection: Load line, momentary short circuit (typically 10 sec), Slew rate 15V/μs Rise time: 5μs, S/N ratio 100db. Frequency response (-3dB): 15Hz-50kHz. Input sensitivity 500mV rms. Input impedance 100KΩ. Damping factor (8Ω/100Hz) >400.

ILP Electronics Ltd, Freepost 2, Graham Bell House, Roper Close, Canterbury CT2 7EP, Kent. HEAVY DUTY with heatsinks

Model No.	Output power Watts rms	T.H.D. Typ at 1kHz	DISTORTION I.M.D. 50Hz/7kHz 4:1	Supply voltage Typ/Max	Size mm	Wt gms	Price inc VAT	Price ex VAT
HD 120	60w/4-8Ω	0.01%	<0.006%	±35±40	120 x 78 x 50	515	£25.85	£22.48
HD 200	120w/4-8Ω	0.01%	<0.006%	±45±50	120 x 78 x 60	620	£31.49	£27.38
HD 400	240w/4Ω	0.01%	<0.006%	±45±50	120 x 78 x 100	1025	£44.42	£38.63

HEAVY DUTY without heatsinks

Model No.	Output power Watts rms	T.H.D. Typ at 1kHz	DISTORTION I.M.D. 50Hz/7kHz 4:1	Supply voltage Typ/Max	Size mm	Wt gms	Price inc VAT	Price ex VAT
HD 120P	60w/4-8Ω	0.01%	<0.006%	±35±40	120 x 26 x 50	265	£22.82	£19.84
HD 200P	120w/4-8Ω	0.01%	<0.006%	±45±50	120 x 26 x 50	265	£27.17	£23.63
HD 400P	240w/4Ω	0.01%	<0.006%	±45±50	120 x 26 x 70	375	£39.42	£34.28

Protection: Load line, PERMANENT SHORT CIRCUIT (ideal for disco/group use should evidence of short circuit not be immediately apparent). The Heavy Duty range can claim additional output power devices and complementary protection circuitry with performance specs as for standard types.

How to order Freepost: Use this coupon, or a separate sheet of paper, to order these products, or any products from other ILP Electronics advertisements. No stamp is needed if you address to Freepost. Cheques and postal orders must be crossed and payable to ILP Electronics Ltd. cash must be registered, C.O.D. — add £1 to total order value. Access and Barclaycard welcome. All UK orders sent post free within 7 days of receipt of order.

CELESTION



CB Antenna & Accessories in stock now!!

Stockists of leading makes of Disco Units & Lighting Equipment.

CITRONIC, FAL, TK, ICE, OPTIKINETICS, PLUTO.

Give your cabinets the professional finish.

Send 2 x 14p stamps for illustrated catalogue.

RICHARD ALLAN

WE SELL

FANE, GOODMAN

High quality power speakers

12 in 50W 8 ohms

12 in 80W 16 ohms

12 in 80W 8 ohms

12 in 80W 16 ohms

15 in 150W 8 ohms

15 in 150W 16 ohms

PIEZO HORN TWEETERS

Up to 100 watts each. No s-

cover required. Flared Horns

Mid range Flared Horns. In

stock now. Large range of

speakers, public address

equipment, microphones,

mixers, ham equipment

Heavy Chromed Floor Stand

£9.95

Boom Arm

Echo Chamber

Analogue Echo Chamber

£69.95

CROSSOVERS

100W	8 ohm	2 way
100W	8 ohm	3 way
80W	8 ohm	4 way
60W	8 ohm	2 way

All prices include VAT at 15%. Mail Orders welcome.

MUSICRAFT
303 EDGWARE ROAD,
LONDON W.2, ENGLAND
TELEPHONE: 01-402 9729 / 01-402 2898

PRACTICAL ELECTRONICS PROJECTS

PHASER UNIT (April 1979) Complete kit as specified inc. box	£17.45
SUSTAIN UNIT (Oct. 1977) Complete kit as specified inc. box	£9.45
SMOOTH FUZZ (Sept. 1979) Complete kit as specified inc. box	£9.45

All parts available separately. SAE for list.

ORION AMPLIFIER Complete set of semiconductors £9.75

PE TV SOUND SEPARATOR Complete set of semiconductors £2.30
High quality glass fibre p.c.b. £1.50
Murata filters: SFE6 OMA 50p, CDA6 OMC 50p.

POSTAGE & PACKING 25p per order.

Orders over £10.00 post free.

PRICES DO NOT INCLUDE VAT. Add 15% to all prices.

MAIL ORDER ONLY CALLERS BY APPOINTMENT

DAVIAN ELECTRONICS

13 DEEPDALE AVENUE, ROYTON, OLDHAM OL2 6XD.

Please send me the following ILP modules PE 2/12

Total purchase price _____

I enclose Cheque Postal Orders Int. Money Order

Please debit my Access/Barclaycard No. _____

Name _____

Address _____

Signature _____

Post to, ILP Electronics Ltd, Freepost 2, Graham Bell House, Roper Close, Canterbury CT2 7EP, Kent, England.
Telephone (0227) 54778 Technical (0227) 64723 Telex 965780

ILP ELECTRONICS LTD
STAY AHEAD. STAY WITH US

Team Up With

TH Electronics

for top quality components, innovative kits, FAST SERVICE AND LOW, LOW PRICES

Fed up with your old doorbell? This KIT should cheer you up! Our latest kit gives you a pleasing three note harmonically related tone sequence (NOT a microprocessor controlled buzz) at a touch of a button. Based on a new integrated circuit, this KIT is supplied complete with a printed circuit board, loudspeaker and drilled box and requires only a 9V battery and a push-button, which you've probably already got. It may also be switched by logic in such applications as car alarms, clocks, toys, PA systems, etc. The unit produces a 150mW output and draws less than 1uA from a PP3 battery, when the tone ceases. Supplied complete with circuit and assembly instructions.



IDEAL PROJECT FOR BEGINNERS
ONLY £5.00 + V.A.T.

SOFTY 2



Plug SOFTY 2 into the EPROM socket of your favourite micro (Z80, 6800, 8035, etc.) prototype system, which will also contain input/output lines, RAM, keyboard, displays, etc. SOFTY 2 will operate as the ROM in your system but enable you to write data into any location, observe the memory contents on any black & white TV and store the program on a cassette recorder if required. Various editing facilities are also available to permit bytes or blocks of code to be changed, inserted, deleted, shifted, etc. enabling the programme to be developed and run on the host computer. When the program has been "debugged", SOFTY 2 may be used to turn it into an EPROM (2716 or 2732). Plug the EProm into its socket and you have a dedicated microprocessor system. You can also use it as an EPROM programmer and to copy EPROMs from a master or to/from tape. The SOFTY 2 is housed in a black ABS case and comes complete with main supply, cable with 24-pin d.i.l. plug for connecting to your prototype system, and television lead. Fully built and tested.

£169 + VAT. Send SAE for further details.

Also available is the new Z80 ASSEMBLER/MICRO CONTROLLER - MENTA. £115 + VAT

DISCO LIGHTING KITS

Each unit has 4 channels (rated at 1KW at 240V per channel) which switch lamps to provide sequencing effects, controlled manually or by an optional opto isolated audio input.

DL1000K
This kit features a bi-directional sequence, speed of sequence and frequency of direction change being variable by means of potentiometers. Incorporates master dimming control. **£14.60**



DLZ1000K
A lower cost version of the above, featuring unidirectional channel sequence with speed variable by means of a preset pot. Outputs switched only at mains zero crossing points to reduce radio interference to minimum. **£8.00**
Optional Opto Input DLA1 **60p**



NOT JUST ANOTHER CLOCK



but a PROGRAMMABLE TIMER KIT which can run your central heating, burglar alarm, lighting, taperecorder/radio and lots more. Designed to control four mains outputs independently, switching these on and off on selected days and times in a seven day cycle.

Features include:

- ★ 0.5" LED 12 hr. display.
- ★ Day of week, am/pm and output status indicators.
- ★ Zero Voltage Switching Outputs.
- ★ 50/60Hz mains operation.
- ★ Battery backup saves stored programmes and continues time keeping during power failures. (Battery not supplied).
- ★ Display blanking during power failure to conserve battery power.
- ★ 18 programme time sets.
- ★ Powerful "Everyday" function enabling output to switch everyday but use only one time set.
- ★ Useful "sleep" function - turns on output for one hour.
- ★ Direct switch control enabling output to be turned on immediately or after a specified time interval.
- ★ 20 function keypad for programme entry.
- ★ Programme verification at the touch of a button.

To control your central heating, for example, (including different switching times at weekends), just connect it to your system, programme it, set it and forget it. The clock will do the rest. There has never been a clock capable of so much at this price. **CT5000K Timer Kit** (includes all components, assembly and programming instructions, and an attractive black case) **£45.00**

DVM/THERMOMETER KIT



Based on the ICL7126 (a low power version of the ICL7106 chip) and a 3 1/2 digit liquid crystal display, this kit will form the basis of a digital multimeter (only a few additional resistors and switches are required - details supplied), or a sensitive digital thermometer (-50°C to +150°C) reading to 0.1°C. The basic kit has a sensitivity of 200mV for a full scale reading, automatic polarity indication and an ultra low power requirement - giving a 2 year typical battery life from a standard 9V PP3 when used 8 hours a day, 7 days a week. **£15.50 + VAT**

IF YOU CAN'T (REMOTE) CONTROL YOURSELF...

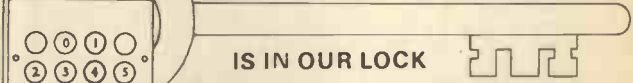


Remote control systems in magazines tend to be quite complex, requiring many difficult to get components and a well equipped lab to set them up. If this has put you off making your own system we have just the kits for you. Using infra-red, these KITS range from simple on/off controllers to coded transmitter/receivers with 16 on/off outputs or three analogue outputs for controlling TV or hi-fi systems, the kits are easy to build and simple to set up - and they are extremely versatile so you can use them for controlling anything from garage doors to room lighting just by adding the required output circuits, i.e. relays, triacs, etc.

If you can design your own system, we stock a wide range of remote control components at very competitive prices.

To help you decide, we have compiled a booklet on remote control, containing circuits, hints, data sheets and details of our remote control kits and components. So DON'T control yourself - send us 30p and an S.A.E. for your copy TODAY.

THE KEY TO YOUR SECURITY



IS IN OUR LOCK

If you have problems with people tampering with your car, electrical and electronic equipment, or if you are just in a habit of forgetting your door keys, we have just the kit for you.


Our ELECTRONIC LOCK KIT includes a 10-way keyboard and a special IC which provides a 750mA output to drive a solenoid or relay (not supplied) when four keys are depressed in the correct sequence. This gives over 5,000 possible combinations! The sequence is pre-wired and may be easily changed by means of a small plug and socket. A "SAVE" function is also available enabling the open code to be stored (especially useful in a car when it is left in a garage for servicing as the open code need not be disclosed). Size: 7x6x3 cms. Power Consumption is 40uA at 5V to 15V d.c. At only £10.50 + VAT, it will make a smaller hole in your pocket than a bunch of keys!
LOCK I.C.s
LS7220 with SAVE memory **£2.75**
LS7225 with latched and momentary outputs and a tamper output **£2.60**
Electric Lock Mechanism **£12.50**
Suitable for use with existing door locks and above electronic lock kit.

YOU MUST HAVE BETTER THINGS TO DO

than getting up to switch lights on when it gets dark. Our Lamp Dimmer Kit with INFRARED REMOTE CONTROL will enable you to switch the lights on or off, and set the brightness, at a push of a button without leaving your armchair, water-bed, etc. Not only will you save time but it has also been estimated that the savings in shoe leather and carpet wear alone would pay for this unit in approximately 1.3697 years or more!!



This unit has, of course, considerable practical uses, especially for the old, infirm and disabled. It works like a conventional dimmer, enabling you to switch the lights on or off, or to dim them to whatever brightness you require, by touch or remotely using the hand-held infra red transmitter. When assembled, it fits into a plaster depth box to replace your conventional switch or dimmer with no rewiring.



TDR300K Dimmer Kit £14.30 and **MK6 Transmitter Kit £4.20**. We also still sell our highly popular **TD300K Touch Dimmer Kit** at **£7.00** and the **LD300K rotary controlled Dimmer Kit** at only **£3.50** (plus VAT to above prices). All kits contain all necessary components and full assembly instructions. You only need a soldering iron, cutters and a few hours.

24 HOUR CLOCK/APPLIANCE

TIMER KIT

Switches any appliance up to 1KW on and off at preset times once per day. Kit contains: AY-5-1230 IC, 0.5" LED display, mains supply, display drivers, switches, LEDs, triac, PCBs & full instructions. **£14.90**

CT1000K Basic Kit **£14.90**
CT1000KB with white box (56/131x71mm) **£17.40**
Ready Built **£22.50**

TRIACS

- 400V Plastic Case (Texas) **49p**
- 3A TIC206D **58p**
- 8A TIC226D **85p**
- 12A TIC236D **96p**
- 16A TIC246D **96p**
- 25A TIC263D **190p**
- 6A with trigger 04006LT **80p**
- 8A isolated tab TXAL 228B **65p**
- Diac **18p**
- Opto isolated triac MOC3020 0.6A/400V **110p**



Prices do not include VAT. Add 50p P&P + 15% VAT to total. Overseas customers add £1.50 (Europe), £4 (elsewhere) for P&P. ACCESS and BARCLAYCARD welcome. Send s.a.e. for price list and with all enquiries. Shop Open: 9 a.m. to 5 p.m. (Mon-Fri), 10 a.m. to 4 p.m. (Sat.) (PE) 11 BOSTON ROAD, LONDON, W7 3SJ. Tel: 01-579 9794/2842

MICROCOMPUTER COMPONENTS

LOWEST PRICES - FASTEST DELIVERY

Device	Price	Device	Price	Device	Price	Device	Price		
MEMORIES				4076	0.60	74LS95	0.44		
2114L-200ns	1+1.28	EF6862	6.91	4077	0.22	74LS109	0.25		
	25+1.19	EF6871-AIT	18.70	4078	0.24	74LS112	0.25		
2114L-300ns	1+1.28	EF6880	1.07	4081	0.14	74LS113	0.25		
	25+1.19	EF6887	0.80	4082	0.19	74LS114	0.25		
2708 450ns	1.99	EF68488	9.11	4085	0.63	74LS122	0.39		
2716 450ns	1+2.49	EF6875	4.18	4086	0.69	74LS123	0.55		
	25+2.37	5002 FAMILY				74LS124	1.00		
2716 350ns	6.95	SYP6502	4.95	4502	0.69	74LS125	0.28		
2532 450ns	1+5.50	SYP6520	3.15	4507	0.39	74LS126	0.28		
	25+5.31	SYP6522	4.95	4508	1.90	74LS132	0.45		
2732 450ns	1+4.80	SYP6532	7.95	4510	0.60	74LS136	0.28		
	25+4.08	8080 FAMILY				74LS138	0.34		
4116 150ns	1+1.15	8085A	5.50	4512	0.60	74LS139	0.37		
	25+1.06	8212	1.70	4514	1.49	74LS145	0.75		
4116 200ns	1+0.80	8216	1.70	4515	1.49	74LS148	0.90		
	25+0.72	8224	2.45	4516	0.75	74LS151	0.34		
6116 200ns	10.95	8228	3.95	4518	0.40	74LS153	0.35		
4118 200ns	3.90	8251	3.95	4519	0.28	74LS155	0.39		
8264 200ns	12.00	8253	7.95	4520	0.69	74LS156	0.38		
5516 200ns	22.88	8255	3.95	4521	1.49	74LS157	0.34		
				4522	1.20	74LS158	0.38		
				4526	0.70	74LS160	0.39		
CRT CONTROLLERS AND GRAPHIC DISPLAY PROCESSORS				4527	0.89	74LS161	0.39		
EF9364	5.94	CMOS 4000 'B' SERIES				74LS162	0.39		
EF9365	62.90	4000	0.12	4528	0.70	74LS163	0.39		
EF9366	62.90	4001	0.13	4532	0.89	74LS164	0.47		
		4002	0.13	4541	1.39	74LS165	0.49		
		4006	0.60	4543	0.99	74LS166	0.84		
		4007	0.17	4553	2.90	74LS167	0.70		
		4008	0.55	4555	0.49	74LS173	0.54		
81LS95	0.90	4009	0.28	4556	0.54	74LS174	0.54		
81LS96	0.90	4010	0.28	4585	0.98	74LS175	0.54		
81LS97	0.90	4011	0.14	LOW POWER SCHOTTKY TTL ICs - 74LS SERIES				74LS181	1.30
81LS98	0.90	4012	0.17	74LS01	0.11	74LS190	0.55		
8T26A	1.50	4013	0.33	74LS02	0.12	74LS191	0.55		
8T28A	1.50	4014	0.58	74LS03	0.12	74LS192	0.89		
8T95	1.50	4015	0.58	74LS04	0.13	74LS193	0.50		
8T97A	1.50	4016	0.28	74LS04	0.13	74LS194	0.39		
8T98	1.50	4017	0.45	74LS04	0.13	74LS195	0.39		
		4018	0.58			74LS196	0.58		
						74LS197	0.65		
						74LS221	0.80		
						74LS240	0.89		
						74LS241	0.89		
						74LS242	0.79		
						74LS243	0.79		
						74LS244	0.89		
						74LS245	0.89		
						74LS247	1.34		
						74LS248	1.00		
						74LS249	0.88		
						74LS251	0.39		
						74LS253	0.39		
						74LS257	0.44		
						74LS258	0.38		
						74LS259	0.38		
						74LS261	1.90		
						74LS266	0.23		
						74LS273	0.90		
						74LS279	0.34		
						74LS283	0.44		
						74LS290	0.50		
						74LS293	0.45		
						74LS295	0.34		
						74LS366	0.34		
						74LS367	0.34		
						74LS368	0.34		
						74LS374	0.74		
						74LS375	0.47		
						74LS377	0.89		
						74LS378	0.89		
						74LS379	0.84		
						74LS386	0.28		
						74LS390	0.59		
						74LS393	0.59		

CHRISTMAS SPECIAL OFFER

10%

DISCOUNT ON ANY ORDER IF ACCOMPANIED BY THIS ADVERTISEMENT

Device	Price	Device	Price	Device	Price	Device	Price
DATA CONVERTERS							
ZN425E-8	3.50	4019	0.29	74LS05	0.13		
ZN426E-8	3.00	4020	0.58	74LS08	0.13		
ZN427E-8	6.28	4021	0.60	74LS09	0.13		
ZN428E-8	4.78	4022	0.62	74LS10	0.13		
ZN429E-8	2.10	4023	0.17	74LS11	0.14		
ZN432CJ-10	28.09	4024	0.38	74LS12	0.15		
ZN433CJ-10	22.59	4025	0.16	74LS13	0.22		
ZN440	56.63	4026	0.99	74LS14	0.44		
		4027	0.30	74LS15	0.13		
		4028	0.55	74LS20	0.12		
		4031	1.65	74LS21	0.14		
		4033	1.60	74LS22	0.14		
		4034	1.55	74LS26	0.18		
		4035	0.72	74LS27	0.14		
		4040	0.57	74LS28	0.19		
		4041	0.69	74LS30	0.12		
		4042	0.54	74LS32	0.14		
		4043	0.59	74LS33	0.16		
		4044	0.64	74LS37	0.18		
		4045	1.65	74LS38	0.16		
		4046	0.68	74LS40	0.13		
		4047	0.68	74LS42	0.34		
		4048	0.54	74LS47	0.39		
		4049	0.30	74LS48	0.60		
		4050	0.30	74LS49	0.59		
		4051	0.59	74LS51	0.14		
		4052	0.68	74LS54	0.15		
		4053	0.59	74LS55	0.14		
		4055	1.20	74LS73	0.20		
		4056	0.69	74LS74	0.17		
		4060	0.95	74LS75	0.28		
		4063	0.95	74LS76	0.20		
		4066	0.34	74LS78	0.24		
		4068	0.17	74LS83	0.50		
		4069	0.17	74LS85	0.70		
		4070	0.19	74LS86	0.17		
		4071	0.19	74LS90	0.30		
		4072	0.19	74LS91	0.80		
		4073	0.19	74LS92	0.35		
		4075	0.17	74LS93	0.34		

Device	Price	Device	Price	Device	Price	Device	Price
MISCELLANEOUS							
AY-3-1015	3.90						
AY-5-1013	3.45						
AY-5-2376	6.95						
MC1488	0.64						
MC1489	0.64						
MC14411	6.94						
MC14412	7.99						
RO-3-2513L	7.70						
RO-3-2513U	7.70						
ZN450E	7.61						
7805	0.50						
7812	0.50						
7905	0.55						
7912	0.55						

OFFICIAL CREDIT CARD ORDERS QUANTITY DISCOUNTS AVAILABLE

All prices exclude post and packing on orders under £10 (50p) and VAT (15%). ALL ORDERS DESPATCHED ON DAY OF RECEIPT WITH FULL REFUND FOR OUT OF STOCK ITEMS IF REQUESTED.

24-hour Telephone Credit Card Orders

WHY AN ILP MOSFET POWER AMP?

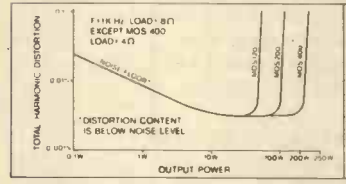
Because ILP MOSFET power amps give you ultra-fi performance without costing big money. Performance you thought you couldn't afford at a price you know you can.

All ILP modules are compatible with each other — you'll find many more in other ILP ads in this magazine. Choose ILP MOSFET power amps when you need the fastest possible slew rate, low distortion at high frequencies, better thermal stability. MOSFET power amps work with complex loads without difficulty and without crossover distortion. Connection is simple — via 5 pins. With other ILP modules you can create almost any audio system, whatever your age or experience.



ILP MOSFET power amps are now available with integral heatsink (no extra heatsink required), or ready for mounting on to your own heatsink or chassis. Full dissipation detail on data sheet, available on request. Each carries a 5 year no quibble guarantee and comes with full connection data.

Send your order FREEPOST today on the coupon at the foot of this ad



Load impedance, all models, 4 ohm — infinity
Input impedance, all models 100K ohm
Input sensitivity, all models, 500 mV
Frequency response, all models 15Hz-50kHz-3db

Model No.	Output power Watts rms	DISTORTION TH D Typ at 1kHz	I.M D 50Hz/7kHz at 1	Supply voltage Typ/Max	Size mm	Wt gms	Price inc VAT	Price ex VAT
MOS 120	60w/4-8Ω	< 0.005%	< 0.006%	+45+50	120x78x40	420	£29.76	£25.88
MOS 200	120w/4-8Ω	< 0.005%	< 0.006%	+55+60	120x78x80	850	£38.48	£33.46
MOS 400	240w/4Ω	< 0.005%	< 0.006%	+55+60	120x78x100	1025	£52.20	£45.39

Model No.	Output power Watts rms	DISTORTION TH D Typ at 1kHz	I.M D 50Hz/7kHz at 1	Supply voltage Typ/Max	Size mm	Wt gms	Price inc VAT	Price ex VAT
MOS 120P	60w/4-8Ω	< 0.005%	< 0.006%	+45+50	120x26x40	215	£26.82	£23.32
MOS 200P	120w/4-8Ω	< 0.005%	< 0.006%	+55+60	120x26x80	420	£32.81	£28.53
MOS 400P	240w/4Ω	< 0.005%	< 0.006%	+55+60	120x26x100	525	£44.75	£38.91

Protection:
Able to cope with complex loads, without the need for very special protection circuitry (fuses will suffice).

Ultra-fi specifications:
Slew rate 20V/μs. Rise time 3μs. S/N ratio 100db. Frequency response (-3db) 15Hz-100kHz. Input sensitivity 500mVrms. Input impedance 100k. Damping factor (8Ω/100Hz)>400.

How to order Freepost:
Use this coupon, or a separate sheet of paper, to order these products, or any products from other ILP Electronics advertisements. No stamp is needed if you address to Freepost. Cheques and postal orders must be crossed and payable to ILP Electronics Ltd. Cash must be registered. C.O.D. — add £1 to total order value. Access and Barclaycard welcome. All UK orders sent post free within 7 days of receipt of order.

ILP Electronics Ltd, Freepost 2, Graham Bell House, Roper Close, Canterbury CT2 7EP, Kent.

Please send me the following ILP modules PE 3/12

Total purchase price _____

enclose Cheque Postal Orders Int. Money Order

Please debit my Access/Barclaycard No: _____

Name _____

Address _____

Signature _____

Post to: ILP Electronics Ltd, Freepost 2, Graham Bell House, Roper Close, Canterbury CT2 7EP, Kent, England
 Telephone (0227) 54778 Technical (0227) 64723 Telex 965780.



BAKER LOUDSPEAKERS "SPECIAL PRICES" POST £2

Model	Ohms	Inch	Watts	Type	Price
Major	4, 8, 16, 12	30	30	HI-FI	£14
Disc Mk II	8, 16, 12	15	30	HI-FI	£14
Superb	8, 16, 12	45	30	HI-FI	£24
Auditorium	8, 16, 12	45	HI-FI	£22	
Auditorium	8, 16, 15	60	HI-FI	£34	
Group 45	4, 8, 16, 12	45	PA	£14	
Group 75	4, 8, 16, 12	75	PA	£22	
Group 100	8, 16, 12	100	PA	£24	
Group 100	8, 16, 12	100	PA	£32	
Disco 100	8, 16, 12	100	Disco	£24	
Disco 100	8, 16, 15	100	Disco	£34	

DE-LUXE DISCO MIXER. 240V, 4 stereo channels, 2 magnetic, 2 ceramic/tape, 1 mono channel, twin v.u. meters, headphone monitor outlet, slider control, suitable for panel or desk mounting, attractive grained aluminium fascia, silver knobs. £40. Post £1.

2 CHANNEL STEREO MIXER. 9 volt operated £9.50 p&p 85p.

MINI MODULE LOUDSPEAKER KIT

R.C.S. 15 x 8 1/2" in. 3-way Loudspeaker Baffle, 5in. Bass, 5in. Middle, 3in. Tweeter; 3-way Crossover & Ready Cut Baffle. Full assembly instruction supplied. Response 60 to 20,000 c.p.s. 12 watt RMS 8 ohms £10 per kit. Two kits £18.50. Suitable Bookshelf Cabinet £10.50 each. Post £2.

GARRARD 6-200 SINGLE PLAYER DECK

Brushed Aluminium Arm with stereo ceramic cartridge and Diamond Stylus, 3 speeds. Manual and Auto Stop/Start. Large Metal Turntable. £22. Post £2.

METAL PLINTH CUT FOR GARRARD

Size: 16 x 14 x 3in. £3.00. Silver or Black finish. Post £2.

ISKRA SINGLE RECORD PLAYER £8

Fitted with auto stop, stereo cartridge. Baseplate. Size 11 x 8 1/2 in. Turntable size 7in. diameter, a.c. mains 240V 3 speed plays all size records. Post £1.

B.S.R. SINGLE PLAYER P170/2 £20.00

3-speed 11in. aluminium turntable. "slim" arm, cueing device, stereo ceramic cartridge, silver trim, bias compensator, adjustable stylus pressure, plays all records, spring suspension, 240V AC. Post £2.

B.S.R. DE-LUXE AUTOCHANGER £20

with stereo cartridge, plays all size records. Post £2

WOODEN PLINTHS CUT FOR B.S.R. £3

Size: 15 x 15 x 3in. Teak effect. Post £2.

DECCA-GARRARD B.S.R. TEAK PLINTH 18 1/2 x 14 1/2 x 4in.

Space for small amplifier. Special price £5.95 post paid.

Large Motor Board can be re-cut for transcription decks etc.

TINTED PLASTIC COVERS POST £2

Sizes: 14 1/2 x 12 1/2 x 3in. £5. 17 1/2 x 9 1/2 x 3 1/2 in. £3. 14 x 13 x 3 1/2 in. £5. 18 x 12 1/2 x 3in. £6. 16 1/2 x 13 x 4in. £6.

R.C.S. LOW VOLTAGE STABILISED POWER PACK KITS £2-95 Post 65p

All parts and instructions with Zener diode printed circuit, mains transformer 240V a.c. Output 6 or 7 1/2 or 9 or 12V d.c. up to 100mA or less. Please state voltage required.

PP BATTERY ELIMINATOR BRITISH

Mains stabilised power-pack 9 volt 400mA max. with overload cut out. Size 5 x 3 1/2 x 2 1/2 in. £4.50. Post 50p. Switched 3 or 6; 7 1/2; 9 volt 400mA. Stabilised. £7.50. Post £1.

MAINS TRANSFORMERS

	Post
250-0-250V 70mA 6-3V, 2A	£4.50 £2
250-0-250 80mA 6-3V, 3-5A, 6-3V 1A	£5.00 £2
350-0-350V 250mA 6-3V 6 amp.	£14.50 £2
300-0-300 120mA 2 x 6-3V 2A C.T.; 6-3V 2A	£10.00 £2
220V 45mA, 6-3V 2A	£2.50 £1
250V 60mA, 6-3V 2A	£2.50 £1

GENERAL PURPOSE LOW VOLTAGE

	Post	Post
2A, 3, 4, 5, 6, 8, 9, 10, 12, 15, 18, 24 and 30V	£6.00	£2
1A, 6, 8, 10, 12, 16, 18, 20, 24, 30, 36, 40, 48, 60	£6.00	£2
2A, 6, 8, 10, 12, 16, 18, 20, 24, 30, 36, 40, 48, 60	£9.50	£2
3A, 6, 8, 10, 12, 16, 18, 20, 24, 30, 36, 40, 48, 60	£12.50	£2
5A, 6, 8, 10, 12, 16, 18, 20, 24, 30, 36, 40, 48, 60	£18.00	£2
TOROIDAL 30-0-30V 4A + 20-0-20V 1A	£10.	£2.

	Post	Post
5, 8, 10, 16V, 1A	£2.50	£1
12V 300mA	£1.50	80p
10-0-10 2A	£3.00	£1
10-0-10 1A	£3.50	£1
10-0-10 2A	£3.50	£1
20-0-20V 1A	£3.50	£1
20-0-20V 2A	£3.50	£1
15-0-15V 2A	£3.75	£1
2 x 18V 6A	£11.00	£2
AUTO TRANSFORMER 115V to 240V 500W	£12.00	£2.00

CHARGER TRANS. POST RECTIFIERS

	Post	Post
6-12V-3A	£4.00	£2
6-12V-4A	£6.50	£2
6-12V-6A	£8.50	£2
6-12V-1A	90p	80p
6-12V-2A	£1.10	80p
6-12V-4A	£1.20	80p

BLANK ALUMINIUM CHASSIS, 18 s.w.g. 2 1/2 in. sides

6 x 4in. £1.20; 8 x 6in. £1.50; 10 x 7in. £1.90; 14 x 8in. £2.50; 12 x 8in. £2.40; 12 x 8in. £1.50; 18 x 10in. £2.70; 12 x 8in. £2.20. ANGLE BRACKET, 6 x 1/2 x 1/2 in. 25p.
ALUMINIUM PANELS, 18 s.w.g. 6 x 4in. 36p; 8 x 6in. 60p; 10 x 7in. 80p; 12 x 5in. 60p; 12 x 8in. 90p; 16 x 8in. 90p; 14 x 9in. 1.20; 12 x 12in. £1.30; 16 x 10in. £1.40.
ALUMINIUM BOXES, MANY OTHER SIZES IN STOCK 4 x 2 1/2 x 2in. £1.00; 3 x 2 x 1in. 80p; 2 x 1in. 2in. £1.30; 8 x 6 x 3in. £2.10; 9 x 4 x 4in. £2.30; 10 x 7 x 3in. £2.50; 12 x 8 x 3in. £3.00; 12 x 8 x 3in. £2.30.

HIGH VOLTAGE ELECTROLYTICS

8/450V	45p	8+8/450V	75p	50+50/300V	50p
16/350V	45p	8+16/450V	75p	32+32/500V	£1.80
32/500V	75p	20+20/450V	75p	100+60/275V	85p
50/500V	75p	32+32/350V	75p	150+200/275V	70p
8/800V	£1.20	32+32+32/325V	90p	220/450V	95p

Post 65p Minimum. Callers Welcome.

Access-Barclay-Visa. Lists 28p. Closed Wed.

Radio Component Specialists

337 WHITEHORSE ROAD
CROYDON, SURREY, U.K. Tel. 01-684 1665

HARVERSONIC MODEL P.A. TWO ZERO

An advanced solid state general purpose mono amplifier suitable for Public Address, Disco, Guitar, Gram, etc. 3 individually controlled inputs (each input has a separate 2 stage pre-amp.), Input 1, 15mV into 47k, Input 2, 15mV into 47k, Input 3, 200mV into 1 meg. Full mixing facilities with full range bass & treble controls. All inputs plug into standard jack sockets on front panel. Matches 8 ohm or 16 ohm speaker. Output in excess of 30 watts music power. Attractive black vinyl covered steel cabinet with a brushed anodised aluminium front escutcheon. A.C. mains operation 200/240 volts. Size approx. 12 1/2" wide x 5in high x 7 1/2". Special Price £29.00 + £2.00 carriage and packing.

SUPERSONIC 13 HI-FI MONO AMPLIFIER

A superb solid state amplifier, 7 silicon transistors. Full wave rectification. Output approx. 13 watts r.m.s. into 8Ω. Freq response 12Hz-30KHz ± 3db. Fully integrated pre-amp with Volume, Bass boost and Treble cut controls. Suitable for 8-16 ohm speakers. Input for ceramic or crystal cartridge. Sensitivity approx. 40mV for full output. Ready built and tested. Size 3 1/2" high x 6 1/2" wide x 7 1/2" deep. AC 200/250V. PRICE £18.40, P. & P. £2.50.

NEW 22 TRANSISTOR HI-FI STEREO AMPLIFIER

Of superior design by a well-known British manufacturer. Built & tested on a p.c. panel size approx. 6 1/2" x 4 1/2" x 1 1/2" h. using high grade discrete components. Brief spec. Fully protected o/p stages 15 watts R.M.S. per channel in 8Ω. Ceramic cartridge. I/P 60mV. Provision for tape i/p & o/p. Only requires the addition of 40 vol (2 amp. power supply & the bass, treble balance & vol. control (standard types). FULL Circuit diagram & connection details supplied. Price with edge connectors. Only £10.00 + 80p p. & p. IF ORDERED WITH AMPLIFIER: *2 stage pre-amp. for mag. cart. R.I.A.A. corrected £2.80. Mains transformer, rectifier, smoothing condenser £4.50 + £2.50 p. & p. Set of 4 pots. £2.50 (whole stocks last).

HARVERSONIC STEREO 44

A stereo amplifier chassis, with 3-4 watts output per channel into 8Ω. Using the latest i.c. amplifiers with built in thermal overload protection. All parts incl. rectifier smoothing cap. fuse, tone control, volume controls & 2 pin din speaker sockets (5 pin din tape rec./play socket are mounted on the printed circuit panel), size approx. 9 1/2" x 2 1/2" x 1" max. depth. Supplied brand new & tested, with knobs, brushed anodised aluminium 2 way escutcheon (allows vertical or horizontal mounting) at only £10.50 plus 90p P. & P. Mains transformer with an output of 17v a/c at 500mA can be supplied at £2.50 + 70p P. & P. if required. Full connection details supplied.

STEREO DECODER MK.II

SIZE 1 1/2" x 2.5/16" x 1/2" ready built. Pre-aligned and tested for 10-16V neg. earth operation. Can be fitted to almost any FM VHF radio or tuner. Full details and instructions supplied £7.50 plus 30p P. & P. Stereo beacon if required 40p extra.

PYE VHF FM TUNER HEAD

Covering 88-108MHz 10-7MHz I.F. output. 7-8V + earth. Supplied pre-aligned, with full circuit diagram with precision-tuned FM gang and 323PF + 323PF AM Tuning gang. Only £3.40 + P. & P. 60p.

MULLARD LP1159 RF/IF MODULE

470kHz £2.50 + P. & P. 50p. Full specification and connection details supplied.

HARVERSONIC 10+10 STEREO AMP KIT

A first class Hi-Fi Stereo Amplifier suitable for most cabinets. 14 Silicon Transistors resulting in even lower noise level with improved sensitivity. Integral pre-amp with Bass, Treble and two Volume Controls. Ceramic or Crystal input, with simple instructions to modify for magnetic cartridge. Matches any speakers from 8-15 ohms. Compact design, all parts including drilled metalwork, high quality P.C.B. with component locations, brushed anodised front panel with knobs, etc. even solder. Simple step by step instructions ensure success. Brief Spec: Output: 14 watts r.m.s. per channel into 5Ω. Freq. response: ± 3dB. 12-30,000 Hz. Sensitivity: better than 80mV into 1MΩ; Full power bandwidth: ±3dB 12-15,000 Hz. Bass boost approx. to ±12dB. Treble cut approx. to -16dB. Negative feedback 18dB over main amp. Power req. 35v. at 1-0 amp. Overall Size 12 1/2" w x 8 1/2" d x 2 1/2" h. Construction manual & parts list, send 50p plus large S.A.E. (Free with kit).
AMPLIFIER KIT.....NOW ONLY £12.00 P. & P. £1.30
(Magnetic input components 50p extra)
POWER PACK KIT.....£6.00 P. & P. £2.50
Full after sales service.
Also avail. ready built and tested £25.00, P. & P. £3.00.

MAINS AM/FM STEREO TUNER

200/240V Mains operated Solid State. Covering M.W. A.M. 540-1605KHz VHF/FM 88-108MHz. Built-in Ferrite rod aerial for M.W. Full AFC and AGC on AM and FM. Stereo Beacon. Built in Pre-amps with variable output voltage adjustable by pre-set control. Max o/p Voltage 600mV RMS into 20K. Simulated Teak finish cabinet. Will match almost any amplifier. Size 8 1/2" w x 4 1/2" h x 9 1/2" d approx. LIMITED NUMBER ONLY at £29.00 + £2.00 P. & P.

10/14W VALVE HI-FI AMP KIT

A monaural amplifier with an output of 14 watts from 2 EL84s in push-pull. Super reproduction of both music and speech with negligible hum. Two inputs with mixing facilities. Fully shrouded output transformer to match 3-15Ω speaker. 2 independent volume controls, plus bass and treble controls are provided. Valve line-up 2 EL84s, ECC83, EBF80 and E280 rectifier. Simple instruction booklet 50p + SAE (Free with parts). ONLY £26.00, P. & P. £3.20. Also available ready built and tested £25.00, P. & P. £3.20.

"POLY PLANAR" WAFER TYPE, WIDE RANGE ELECTRO-DYNAMIC SPEAKER

Size 1 1/2" x 14 1/2" x 1 1/2" deep. Weight 19oz. Power handling 20W r.m.s. (40W peak), impedance 8 ohm only. Response 40Hz-20kHz. Can be mounted on ceilings, walls, doors, under tables, etc., and used with or without baffle. Send S.A.E. for full details. Only £9.80 each + P. & P. (one £1.40, two £1.80).

STEREO MAGNETIC PRE-AMP

Sens. 3mV in for 100mV out. IS to 35V neg. earth. Equ. + 1dB from 20Hz to 20KHz. Input impedance 47K. Size 1 3/4" x 2 1/4" x 1 1/8". H. £3.80 + 30p P. & P.

HOURS: 9am-5pm Mon-Sat (Closed Wed). All prices and specifications correct at time of press but subject to alteration without notice. P. & P. charges quoted apply to UK only. All enquiries SAE.

HARVERSON SURPLUS LTD.
(Dept. PE), 170 MERTON HIGH ST., LONDON S.W.19
Tel: 01-540 3985. Barclaycard welcome.
A few minutes from South Wimbledon Tube Station.

INTRODUCING MICROPROCESSORS

by I. R. Sinclair Price: £5.00

PRACTICAL SOLID STATE CIRCUIT DESIGN
2nd ed. by J. E. Oleksy Price: £6.20

UNDERSTANDING MICROPROCESSORS
by D. L. Cannon Price: £4.50

PRACTICAL ELECTRONICS H/B
by I. Sinclair Price: £4.35

THE CATHODE-RAY OSCILLOSCOPE & ITS USE
by G. N. Patchett Price: £4.00

INTRODUCING AMATEUR ELECTRONICS
2nd ed. by I. R. Sinclair Price: £4.00

WORLD RADIO T.V. HANDBOOK
by J. M. Frost Price: £10.50

H/B OF BASIC ELECTRONIC TROUBLESHOOTING
by J. D. Lenk Price: £4.65

67 READY TO RUN PROGRAMS IN BASIC: GRAPHICS, HOME & BUSINESS, EDUCATION, GAMES
by Wm. S. Watson Price: £4.60

COMPUTER PROGRAMMING IN BASIC
by P. Bishop Price: £3.50

★ ALL PRICES INCLUDE POSTAGE ★

THE MODERN BOOK CO.

BRITAIN'S LARGEST STOCKIST of British and American Technical Books
19-21 PRAED STREET
LONDON W2 1NP
Phone 01-402 9176
Closed Saturday 1 p.m.

FREE!
EDMUND SCIENTIFIC ILLUSTRATED CATALOGUE
Write now,
or visit our showroom
At last this famous range of products is now available in the U.K. and Ireland from **RHEINBERGS SCIENCES LIMITED.** Over 2000 products for industry, education and the enthusiast.

Microscopic Accessories
Magnifiers & Microscopes
Light


Fibre Optics
Motors & Pumps
Infrared Products
Polarizing Material
Tools
OEM
Solar Energy
Optics
Magnets
Laboratory Equipment
Lasers
Photography



RHEINBERGS SCIENCES LIMITED, Dept. PE1
Sovereign Way, Tonbridge, Kent TN9 1RN.
Tel: 0732 357779.

LCD DIGITAL MULTIMETERS

ALL PRICES INCLUDE VAT



WHILE STOCKS LAST!

MODEL 6110

3 1/2 Digit LCD featuring 23 ranges with volts/ohms autorange. Unit and sign indicators. 10 amp AC/DC. battery warning. low power ohms ranges. Range hold and continuity buzzer. Fuse protected. Resolution 0.1mV DC, 1mV AC, 10 microamp, 0.1ohms. Supplied with battery and leads.

Fitted top quality rotary switch.

Was £85.95 as advertised by us

Now £59.95 post paid plus free carry case

■ LIMITED OFFERS
WHILST STOCKS LAST
■ ORDER BY POST OR
PHONE IN WITH
BARCLAY - VISA -
ACCESS - TRUST
CARDS.

RANGES

AC/DC Current - 20mA/200mA/10 amp.
DC Voltage (auto) - 200mV/2V/
20V/200V/1000V.
AC Voltage - 2V/20V/200V/600V
Resistance (auto) - 200/2K/20K/
200K/2000K ohm.

ALSO AVAILABLE MODEL 6220

As 6110 but without range hold and continuity buzzer. Only two AC/DC 200mA/10 amp ranges i.e. 22 ranges. Was £55.95. Now **£42.95** post paid.

AUDIO ELECTRONICS Cubegate Limited

OPEN SIX DAYS A WEEK • CALL IN AND SEE FOR YOURSELF

301 EDGWARE ROAD, LONDON, W2 1BN, ENGLAND. TEL 01-724 3564
ALSO AT HENRYS RADIO, 404/406 EDGWARE ROAD, LONDON, W2



LOTS OF NEW ILP ENCAPSULATED PRE-AMPS - COMPATIBLE WITH ALL ILP MODULES

Suddenly, instead of two ILP encapsulated pre-amps, there are eight — everything from the simple mono pre-amp (HY6), through mixing mono pre-amps (HY12 and HY69), to a dual stereo pre-amp (HY71). Plus a new guitar pre-amp (HY73).

Each gives the very best reproduction from your equipment that your money can buy, and all are protected against short circuit and wrong polarity.

All ILP modules are compatible with each other — combine them to create almost any audio system. Every item carries a 5 year no quibble guarantee and includes full connection data.

So send your order today — the Freepost coupon needs no stamp.

ILP Electronics Ltd., Freepost 2, Graham Bell House, Roper Close, Canterbury CT2 7EP, Kent. PRE-AMPS



Model No.	Module	What it does	Current required	Price inc VAT	Price ex. VAT
HY 6	Mono pre-amp	Provides inputs for mc/mag. cartridge/tuner/tape/auxiliary, with volume/bass/treble controls.	10 mA	£7.41	£6.44
HY 9	Stereo pre-amp	Two channels, mag. cartridge, mic + volume control.	10 mA	£7.71	£6.70
HY 12	Mono pre-amp	Mixes two signals into one, with bass/mid-range/treble controls.	10 mA	£7.71	£6.70
HY 66	Stereo pre-amp	Two channels, with inputs for mc/mag cartridge/tape/tuner/auxiliary, with volume/bass/treble/balance.	20 mA	£14.02	£12.19
HY 69	Mono pre-amp	Two input channels: mag. cartridge mic, with mixing and volume/treble/bass controls.	20 mA	£12.02	£10.45
HY 71	Dual stereo pre-amp	Provides four channels for mag. cartridge/mc with volume control.	20 mA	£12.36	£10.75
HY 73	Guitar pre-amp	Provides for two guitars (bass + lead) and mic with separate volume/bass/treble and mixing.	20 mA	£14.09	£12.25
HY 75	Stereo pre-amp	Two channels, each mixing two signals into one with bass/mid-range/treble controls.	20 mA	£12.36	£10.75

For easy mounting we recommend 8 6 mounting board for modules HY6-HY13. £0.90 inc. VAT (0.78 ex. VAT.) B 66 mounting board for modules HY66-HY77. £1.12 inc. VAT (0.99 ex. VAT.). All modules are encapsulated and include clip-on edge connectors. All operate from +15V minimum to +30V maximum, needing dropper resistors for higher voltages. Modules HY6 to HY13 measure 45 x 20 x 40mm. HY66 to HY77 measure 90 x 20 x 40mm.



How to order Freepost: Use this coupon, or a separate sheet of paper, to order these products, or any products from other ILP Electronics advertisements. No stamp is needed if you address to Freepost. Cheques and postal orders must be crossed and payable to ILP Electronics Ltd; cash must be registered.

C.O.D. — add £1 to total order value. Access and Barclaycard welcome. All UK orders sent post free within 7 days of receipt of order.

PET, ATOM, UK101 MEMORY REVOLUTION

Memory expansion 16K complete kit £50, built £58. 32K kit £74, built £82.
OHIO SCIENTIFIC COMPUTERS
Superboard 3 Pcs. 4K extra ram £10.80. 16K memory expansion complete kit £90, built £58. 32K memory expansion kit £74, built £82. Power supply kit £11.95. Modulator £3.50. Guard band kit £10. Case £27. Cegmon £22.50. Wemon £19.95. Assembler/Editor tape £25. Word processor program £10. Display expansion kit for Superboard 2 series 1 only £14. Centronics interface kit £10. 610 expansion board Pcs. Minifloppy disc drive Pcs. Cassette recorder £19. Colour adaptor board built £45.

VIDEO GENIE £279



PRINTERS



Buy any of the below and get a free interface kit and word processor program for UK101 or Superboard:— Epson MX70 £259. Epson MX80T £359. Epson MX80F/T1 £395. Epson MX80F/T2 £449. Epson MX100 £575. OKI Microline 80 £295. OKI Microline 82A £399. OKI Microline 83A £699. OKI Microline 82 £399. OKI Microline 83 £699. Centronics 737 £395. Seikosha GP80A £199.

TV GAMES*
AY-3-8600 + kit £12.98. AY-3-8550 + kit £9.26.

SINCLAIR PRODUCTS*

Sinclair Products only are all post free. SC110 Oscilloscope £158.95, adaptor £5.69, rechargeable batteries £8.63, x1 probe £9.78, x10 probe £11.50, carry case £8.86. PFM200 £57.27, adaptor £5.69, case £3.45, connector kit £11.27. POM35 £32.95, adaptor £5.69, case £3.45. DM235 £60.98, DM350 £87.38, DM450 £136.85, adaptor £5.69, case £8.86, rechargeable batts £8.63. Microvision TV £69, adaptor £6.95. TM352 £54.95. TM354 £45.95.

BATTERY ELIMINATORS*

100ma radio types with press-studs 9v £1.79, 9+9v £2.50. Stabilized 8-way types 3/4.5/6/7.5/9/12/15/18V 100ma £3.12, 1amp £8.50. Stabilized power kits 2-18V 100ma £3.12, 1-30V 1A £8.50, 1-30V 2A £15.30. TTL and computer supplies 5V stabilized 1.5A £9, 3A £14, 6A £23. 12V car converters 6/7.5/9V 1A £1.62.

SHARP COMPUTERS

MZ80K 20K £380, 36K £394, 48K £408. PC1211 £82.



BI-PAK AUDIO MODULES*

AL30A £4.35, PA12 £9.31, PS12 £1.75, T538 £2.90, S450 £27.90, AL60 £5.62, PA100 £19.24, SPM80 £5.26, BMT80 £6.36, Stereo 30 £21.00, AL80 £8.58. VIC 20 COMPUTER £165



Postage £3.50 on computers, £4.50 on printers and 45p on other orders. Lists 27p post free. Please add VAT to all prices except those sections marked with a * which already include it. Overseas and official credit orders welcome.

Please send me the following ILP modules PE 4/12

Total purchase price _____

Enclose Cheque Postal Orders Int. Money Order

Please debit my Access/Barclaycard No. _____

Name _____

Address _____

Signature _____

Post to ILP Electronics Ltd, Freepost 2, Graham Bell House, Roper Close, Canterbury CT2 7EP, Kent, England
Telephone (02271) 54778 Technical (02271) 64723 Telex 965780



CHROMASONIC electronics

DEPT P.E. 48 JUNCTION ROAD, ARCHWAY, LONDON N19 5RD

TELEPHONE 01-263 9493 01-263 9495

100 YDS FROM ARCHWAY STATION & 9 BUS ROUTES

YOUR SOUNDEST CONNECTION IN THE WORLD OF COMPUTERS

PET



- 4016 16K RAM
- 4032 32K RAM
- 4040 Dual Drive Disk
- 4022 80 column tracks feed.
- 3023 80 column friction feed.
- C2N Cassette Unit.

For the business man we stock the 8000 range inc. 8032 and 8050 with daisy wheel printers coming soon.

32K SYSTEMS AVAILABLE FROM £1,499.00

VIDEO GENIE



£279 EG3003

Utilises Z80, 12K level II Basic, Integral Cassette Deck, UHF O/P, 16K RAM, all TRS80 features. Simply plugs into monitor or UHF TV. With V.U. Meter.

NOW WITH LOWER CASE AS STANDARD

NEW VIDEO GENIE II NOW AVAILABLE.....	£299.00
PARALLEL PRINTER INTERFACE INC. CABLE.....	£33.00
CHROMASONICS PROGRAMMABLE SOUND KIT.....	£24.50
SOUND KIT (FITTING EXTRA).....	£7.00
LOWER CASE KIT (FITTING EXTRA).....	£27.50
COLOUR KIT (FITTING EXTRA).....	£34.95
EXPANSION BOX WITH/WITHOUT RS232.....	£215/£185
16K/32K RAM CARD.....	£94/£129


APPLE

APPLE II PLUS

48K Machines	£595.00
Disk Drive with Controller	£349.00
Disk Drive without Controller	£289.00
Colour Card	£69.00
Graphics Tablet	£425.00
Silenttype Printer	£199.00

Typical Business Starter System. Apple 48K, 2 Discs, Monitor and Printer only. £1,785.

Apple II plus



PRINTERS



EPSON MX80 £359

Dot-matrix printer with Pet graphics interface. Centronics parallel and serial. Pet and Apple compatible. True bidirectional, 80 cps.

EPSON MX80 FT/1 £399

Dual single sheet friction and tractor, 9 wire head, true descenders.

Interfaces and Cables for APPLE II, PET, TRS80, RS 232, UK101, SHARP SUPERBOARD All Available
EPSON MX80 FT/2 £440
An FT/1 with high resolution graphics.
EPSON MX100 £575

Friction and tractor feed, high resolution graphics, wide carriage 15 1/2".

SEIKOSHA GP80A £195

Dot matrix 5 x 7, 80 columns 30 cps, graphics, double width characters.

MONITORS

MON 10" (illust) B&W	£82.00
9" Green Monitor	£98.00
Hitachi professional monitors	
9" Black & White	£99.95
12" Black & White	£149.00



UK101

DOWN IN PRICE

UK 101 Kit inc. 8K Memory	£125
Ready Built inc. 8K Memory	£175
Complete in case	£199
4K Expansion 8x2114	£10
Parallel Printer Interface	£24.50
Sound generator plus PIO Kit	£29.95
Cases for UK101	£19.95
Chromasonics Sound Kit	£24.80
Colour Kit (inc. Demo Tape x instr.)	£69.95

NEW:NEW:NEW

32K DYNAMIC MEMORY BOARD KIT
ONLY £89.95

PIO and EPROM PROGRAMMER KIT
ONLY £24.50

VIC 20

Colours

24 total. 8 for characters, 8 for border, 16 for screen mixed as you wish. Basic colours on program keys are black, white, red, blue, light blue, green, yellow, and purple.

Sound

3 Tone Generator for music
"White Noise" Generator for language and sound effects.

Each Generator gives 3 octaves.
Reproduction is through tv speaker.

Character/Line Display

22 Characters by 23 lines
64 ASCII characters, pet-type graphic character set.

Keyboard

DIN typewriter keyboard with 8 programmable function possibilities via 4 special function keys. Colours are directly addressable from the keyboard.

Peripherals/Accessories

VIC Datacassette with special interface to guarantee high reliability read/write quality (PET/CBM compatible).

PRICE ONLY £165

CASSETTE DECK £34.95

with free programmes

VIC 20



TANTEL

PRESTEL BY TANTEL

COMMUNICATION AT YOUR FINGER TIPS FOR BUSINESS & HOME. UP TO DATE INFO

180,000 pages of information on Travel, News, Investment, Holidays, Hotels Etc., Etc.

ONLY £159


TANTEL IS POST OFFICE APPROVED. SEND FOR DETAILS. DEMONSTRATION AVAILABLE AT OUR SHOWROOM.

All items carry a 1 year Guarantee



Please add VAT 15% to all prices. Postage on computers, monitors, printers and cassette decks charged at cost, all other items, P&P 30p. Place your order using your Access or Barclaycard (Min. tel order £5). Export enquiries welcome. Official orders welcome.





THE BODY OF ANY SYSTEM

Lets face it — you can't produce as crisp an image on a domestic T.V. as you can on a Crofton monitor.

TYPICALLY

9" Crofton Monitors
P4 White £64.97
P31 Green £79.62

These Monitor Shugart prices are dependant upon Sterling/Dollar conversion rates.

Phone us for up to date prices.

SHUGART FLOPPY DISK DRIVES

No case, No Power Supply

SA 400 5¼" S.S.S.D. £149.05
SA 450 5¼" D.S.S.D. £283.31
SA 800 8" S.S.S.D. £340.52

FLOPPY DISKS — BOXES OF TEN

Single sided 35/40 Track £ 26.45
Double sided 35/40 Track 5¼" £ 37.95
Single sided 77 Track £ 41.40
Double sided 77 Track 5¼" £ 47.15
Single sided 8" £ 40.25

IKEGAMI 12" MONITORS

P 4 White £171.50
P31 Green £184.97

2/3" FULLY INTERLACED C.C.T.V. CAMERAS £149.00

ALL THE ABOVE PRICES INCLUDE V.A.T. AND CARRIAGE



ALL MAJOR CREDIT CARDS ACCEPTED — Small surcharge



CROFTON ELECTRONICS LTD

35 Grosvenor Road, Twickenham, Middx TW1 4AD
01-891 1923/1513

MIXERS, FADERS, VU METER DRIVERS AND MORE— ALL NEW FROM ILP!

Just some of the 28 new amazingly compact modules from ILP Electronics, Britain's leader in electronics modules — you'll find more new products in the amps and pre-amps advertisements.

All ILP modules are compatible with each other — you can combine them to create almost any audio system. Together they form the most exciting and versatile modular assembly system for constructors of all ages and experience.

Every item from ILP carries a 5 year no quibble guarantee and includes full connection data. So send your order on the Freepost coupon below today!

MIXERS

Model No.	Module	What it does	Current required	Price inc VAT	Price ex VAT
HY 7	Mono mixer	Mixes eight signals into one.	10 mA	£5.92	£5.15
HY 8	Stereo mixer	Two channels, each mixing five signals into one.	10 mA	£7.19	£6.25
HY 11	Mono mixer	Mixes five signals into one — with base/treble controls.	10 mA	£8.11	£7.50
HY 68	Stereo mixer	Two channels, each mixing ten signals into one.	20 mA	£9.14	£7.95
HY 74	Stereo mixer	Two channels, each mixing five signals into one — with treble and bass controls.	20 mA	£13.17	£11.45

AND OTHER EXCITING NEW MODULES

Model No.	Module	What it does	Current required	Price inc VAT	Price ex VAT
HY 13	Mono VU meter	Programmable gain/LED overload driver	10 mA	£6.84	£5.95
HY 67*	Stereo headphone driver	Will drive stereo headphones in the 4 ohm-2K ohm range.	80 mA	£14.20	£12.35
HY 72	Voice operated stereo lader	Provides depth/delay effects.	20 mA	£15.07	£13.10
HY 73	Guitar pre-amp	Handles two guitars (bass and lead) and mic with separate volume/bass/treble and mix.	20 mA	£14.09	£12.25
HY 76	Stereo switch matrix	Provides two channels, each switching one of four signals into one	20 mA	To be announced	
HY 77	Stereo VU meter driver	Programmable gain/LED overload driver.	20 mA	£10.64	£9.25

For easy mounting we recommend:

B 6 mounting board for modules HY6 - HY13 £0.90 inc. VAT. (0.78 ex. VAT.)

B 66 mounting board for modules HY66-HY77 £1.12 inc. VAT. (0.99 ex. VAT.)

*All modules are encapsulated and include clip-on edge connectors. All operate from ±5V minimum to ±30V maximum, needing dropper resistors for higher voltages. HY67 can be used only with the PSU 30 power supply unit. Modules HY6 to HY13 measure 45 x 20 x 40mm. HY66 to HY77 measure 90 x 20 x 40mm.

FP 480 BRIDGING UNIT FOR DOUBLING POWER

Designed specially by ILP for use with any two power amplifiers of the same type to double the power output obtained and will function with any ILP power supply. In totally sealed case, size 45 x 50 x 20mm with edge connector. It thus becomes possible to obtain 480 watts rms (single channel) into 8Ω. Contributory distortion less than 0.005%. Price: £5.51 inc. VAT. (Ex. VAT £4.79.)

How to order Freepost:

Use this coupon, or a separate sheet of paper, to order these products, or any products from other ILP Electronics advertisements. No stamp is needed if you address to Freepost. Cheques and postal orders must be crossed and payable to ILP Electronics Ltd: cash must be registered. C. O. D. — add £1 to total order value. Access and Barclaycard welcome. All UK orders sent post free within 7 days of receipt of order.

ILP Electronics Ltd, Freepost 2, Graham Bell House, Roper Close, Canterbury CT2 7EP, Kent.

Please send me the following ILP modules

PE 5/12

Total purchase price

I enclose Cheque Postal Orders Int. Money Order

Please debit my Access/Barclaycard No.

Name

Address

Signature

Post to: ILP Electronics Ltd, Freepost 2, Graham Bell House, Roper Close, Canterbury CT2 7EP, Kent, England
Telephone (0227) 54778 Technical (0227) 54723. Telex 965780



STAY AHEAD. STAY WITH US

ELECTROVALUE

CATALOGUE 82

Send 70p for your copy now — 64 pages (A4). More than 6000 stock items from nuts and bolts to complete computer systems. With it we include a Reclaim Voucher value 70p for spending towards orders value £10 or more.

FROM CATALOGUE 82, PAGE 19

SABTRONICS DIGITAL TEST EQUIPMENT

2015A 3½ digit LCD (Bench) DMM £108.75 (N)
2035A 3½ digit LCD (Hand) DMM £95.45 (N)
8110A 8 digit 100MHz DFM £95.45 (N)
8610A 8 digit 600MHz DFM £114.85 (N)
5020A 1-200KHz Function Generator £98.90 (N)

RANGE OF ACCESSORIES ALSO AVAILABLE

ELECTROVALUE LTD, Dept PE12, 28 St Judes Rd, Englefield Green, Egham, Surrey TW20 0HB.
Phone: Egham 33603 (STD 0784; London 87) Telex: 264475.
Northern Branch: 680 Burnage Lane, Burnage, Manchester M19 1NA. Telephone 061-432 4945.

C.U.A-NEW SHOP

Only 2 Minutes
from
Romford Station

14 CARLTON ROAD, ROMFORD, ESSEX - ROMFORD 64954

PRINTERS:



SAVE
£££'s

- ★ Wide range of printers.
EPSON - OKI - QUANTEX - ETC.
- ★ Lowest Possible Prices.
- ★ FREE delivery (mainland UK).
- ★ FREE paper with every printer.
- ★ Phone for best prices.

PAPER:

Buy directly from our NEW SHOP.

2000 sheet box - £15.00

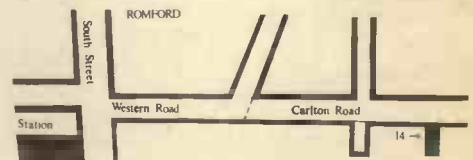
500 sheet pack - £4.00

AND NOW VIC PAPER!!!

MASSIVE SAVINGS ON:

- ★ UK101 GRAPHICS BOARD - Just £49.00 Built
- ★ Sound Board for 101 - Just £27.00 Built.
- ★ Programmers Aid Eprom - £16.00
- ★ Eproms/Rams/Chips/Software.
- ★ DISC system for your UK101.
- ★ Expansion M/Board - £11.73.
Prices include VAT

HOW TO FIND US:



COMPUTER USER AIDS

*** GREAT DEALS AT REALLY COMPETITIVE PRICES ***

IONISER KIT (MAINS OPERATED)

This negative ion generator gives you the power to saturate your home or office with millions of refreshing ions. Without fans or moving parts it puts out a pleasant breeze. A pure flow of ions pours out like water from a fountain, filling your room. The result? Your air feels fresh, pure, crisp and wonderfully refreshing.

All parts, PCB and full instructions **£12.50**

A suitable case including front panel, neon switch, etc. **£10.50**

HOURS:

Mon. to Fri. 9-5 pm.

Sat. 9-4.30 pm.

Price includes post & VAT.

Barclay/Access Welcome

T. POWELL,
Advance Works, P.E.,
44 Wallace Road,
London N1 1PQ.
Tel. 01-226 1489.

COMPONENTS AT REALISTIC PRICES

A RANDOM SELECTION FROM OUR LARGE RANGE. LISTS ENCLOSED WITH FIRST ORDER.

ELECTROLYTICS. (6.3v to 350v STOCKED.)
RADIAL. 1/350...12p 4.7/63...6p 22/16...6p 22/250...16p 47/35...6p 220/16...7p
AXIAL. 4.7/35...5p 8/350...16p 10/250...14p 22/160...12p 33/50...6p 47/16...6p
 100/40...7p 220/25...7p 470/10...10p.
POLYSTYRENE CAPACITORS (RAD) 147/63 330/63 470/160 1000/125 1500/630
 2200/63 Etc...3p
MINIATURE 500V CERAMIC DISCS. 3.3 5.6 22pf 68pf 180pf 270pf 820pf 1500pf
 2200pf 3300pf Etc...4p
MINIATURE POLYPROPYLENE. (12mm x 6.500mm Rad.) 180pf 560pf 1000pf 1500pf
 3900pf 6800pf .01uf .015uf Etc...6p
CAPACITORS 50V TO 10KV POLYESTER FROM...4p POLYCARBONATE
 From...10p SEE LISTS.
TANTALUM BEAD CAPACITORS. 1/35 22/35 33/35 47/35 68/35 1/35...10p 2.2/16
 3.3/16 4.7/16...12p 4.7/35 6.8/25...14p 6.8/35...15p 10/16 22/6.3...16p 22/10...20p
 22/16...25p 33/10 47/8...25p 47/16...40p 100/16...65p (ALSO OTHER VALUES ON
 LISTS). (1 EACH TANT BEAD £3.50).
MISCELLANEOUS. 3.5mm CHASSIS SKT. (SKELETON)...8p 3.5 MOULDED PLASTIC SKT.
 (CLIFF TYPE)...10p ANTI PARASIT. FERR. BEADS. 25 for...25p 12 WAY D-Q SKT. STRIP/IC
 HOLD. 1 Pit...8p. 1uf/220v MAINS FILTER...40p 12 BULBS & NEONS...40p 6BA NYLON
 SCREWS 40 for 25p. 100K MULTITURN TRIMMER...20p STAN. HOR. PRESET (EGAN)
 100K & 1M5...9p ea. 20mm IN LINE FUSE HOLDERS...9p. ETC. ETC.
DIODES. 1N4001...4p 1N4002...4p 1N4003...4p 1N4004...5p 1N4005...5p
 0A90...6p 0A91...6p 0A47...7p.
THERE IS A FURTHER REDUCTION FOR QUANTITIES OF 10 OFF. SEE LISTS.
 Post and Packing add 50p per Order. Post paid on orders over £6.00. Send or telephone for
 lists. Please add 15% VAT.

C.H.J. SUPPLIES, 4 STATION ROAD CUFFLEY,
HERTS. Tel.: 01-440 8959.

MAIL
ORDER ONLY

PE CAR COMPUTER

- AS PUBLISHED IN THIS ISSUE -

Complete kit of parts including:

- ★ CUSTOM DESIGNED BOX
- ★ SPEED SENSOR
- ★ FLOW SENSOR
- ★ PETROL LINE FITTINGS
- ★ PCBs, LCD AND ALL
ELECTRONIC COMPONENTS

PRICE: £88.50 + £1.00 p&p
including VAT

This unit uses a highly versatile operating system to provide many more functions than other car computers on the market, while at the same time being compact and easy to operate.

**PLEASE NOTE: NOT SUITABLE FOR
DIESEL OR FUEL INJECTION**

PIMAC SYSTEMS LTD

20 Bloomfield Road, Moseley,

Birmingham B13 9BY.

Tel: 021-449 0384.

From
HAMEG...

HM307



£138
UK LIST
EX VAT

**The first portable
scope with a
component tester.**



Capacitor 33uF Transistor E-C Transistor B-E B-E 1uF + 68ohms

Oscilloscope Specifications:

Y Deflection

Bandwidth: DC - 10 MHz (-3dB)
Overshoot: Less than 1%
Sensitivity: 5 mV - 20 V/cm
Input Imp: 1 M ohm // 25pf

X Deflection

Timebase: 0.2s - 0.2 μs/cm
Triggering: 2 Hz - 30 MHz (3mm)
Auto + level control
Bandwidth: 2Hz - 1 MHz

General Information

Component Tester: For single components and **in circuit**
Callibrator: 0.2V ± 1% for probe alignment
Power Supplies: Regulated including high voltage
A.C. Input: 110, 127, 220, 237, V.A.C., 50 - 60 Hz
Weight: 8-¼ Lbs.
Size: 4-½"H x 8-3/8"W x 10-7/16"D

For further information on HAMEG's full range of top performance oscilloscopes, contact:

HAMEG LTD.
74-78 Collingdon Street, Luton, Beds. LU1 1RX
Tel: (0582) 413174

**ILP POWER
SUPPLIES -
MOST WITH ILP
TOROIDAL
TRANSFORMERS**

Space-saving, efficient ILP power supplies are designed to give you flexibility in planning audio assemblies. Nine of the eleven models have toroidal transformers manufactured on new cost-efficient high technology machines in our own factory. So we keep the quality up, and the price down.

ILP power supplies are compatible with all other ILP modules — combine them to produce almost any audio system. All carry the ILP 5 year no quibble guarantee and include full connection data.

So send your order on the Freepost coupon below today!



POWER SUPPLY UNITS

Model No.	For use with	Price inc. VAT	Price ex VAT
PSU 30	±15V combinations of HY6/66 series to a maximum of 100 mA or one HY67	£5.18	£4.50
	The following will also drive the HY6/66 series except HY67 which requires the PSU 30.		
PSU 36	1 or 2 HY 30.	£9.32	£8.10
PSU 50	1 or 2 HY 60	£12.58	£10.94
PSU 60	1 x HY 120/HY 120P/HD 120/HD 120P.	£15.00	£13.04
PSU 65	1 x MOS 120/1 x MOS 120P	£15.32	£13.32
PSU 70	1 or 2 HY 120/HY 120P/HD 120/HD 120P.	£18.31	£15.92
PSU 75	1 or 2 MDS 120/MOS 120P.	£18.63	£16.20
PSU 90	1 x HY 200/HY 200P/HD 200/HD 200P.	£18.63	£16.20
PSU 95	1 x MOS 200/MOS 200P	£18.77	£16.32
PSU 180	2 x HY 200/HY 200P/HD 200/HD 200P or 1 x HY 400/1 x HY 400P/HD 400/HD 400P.	£24.54	£21.34
PSU 185	1 or 2 MDS 200/MOS 200P/1 x MOS 400 1 x MOS 400P.	£24.68	£21.46

All models incorporate ILP toroidal transformers except PSU 30 and PSU 36 which include our own laminated transformers.

How to order Freepost:

Use this coupon, or a separate sheet of paper, to order these modules, or any products from other ILP Electronics advertisements. No stamp is needed if you address to Freepost. Cheques and postal orders must be crossed and payable to ILP Electronics Ltd; cash must be registered. C. O. D. — add £1 to total order value. Access and Barclaycard welcome. All UK orders sent post free within 7 days of receipt of order.

ILP Electronics Ltd, Freepost 2, Graham Bell House, Roper Close, Canterbury CT2 7EP, Kent.

Please send me the following ILP modules PE 6/12

Total purchase price _____

I enclose Cheque Postal Orders Int. Money Order


Please debit my Access/Barclaycard No. _____

Name _____

Address _____

Signature _____

Post to: ILP Electronics Ltd, Freepost 2, Graham Bell House, Roper Close, Canterbury CT2 7EP, Kent, England.
Telephone (0227) 54778 Technical (0227) 64723 Telex 965780



ELECTRONICS LTD

STAY AHEAD. STAY WITH US

★ **SPECIAL OFFER** ★

	1-24	25-99	100+
2114 Low Power 200nS	1.00	0.90	0.85
4116-200nS	0.75	0.70	0.65
2716 (+5V)	2.40	2.30	2.10
2732 (+5V)	4.80	4.50	4.00
6116	9.00	8.50	8.25

CONNECTOR SYSTEMS

EDGE CONNECTORS		EURO CONNECTORS			I.O. CONNECTORS		
	0.1" 0.156"	DIN STD	PLUG	SKT	HEADER	RECEP-	EDGE CABLES
2x18 Way	150p	41617 31 Way	160p	160p	PLUG	TACLE	CONN
2x22 Way	310p	41612 2x32 Way	300p	350p	10 Way	220p	160p
2x23 Way	335p	2x32 Way (angled)	400p	400p	26 Way	350p	265p 390p 85p
2x25 Way	360p	DIL HEADER			34 Way	450p	325p 450p 160p
1x43 Way	280p	14 Pin	50p	24 Pin	100p	40 Way	525p 370p 240p
2x43 Way	450p	16 Pin	80p	40 Pin	275p	50 Way	575p 450p 330p
1x77 Way	700p				DIL HEADERS		
		14 Way	130p	24 Way	200p	18 Way	150p 40 Way 350p

BOOKS (no VAT)

The Pascal Handbook	£0.00	Video Cookbook	£5.15
CRT Controller Handbook	£5.95	2-80 Interfacing (1)	£7.95
Understanding Microprocessors	£3.50	2-80 Interfacing (2)	£9.75
Understanding Solid State Electronics	£3.50	Programming the 280	£11.50
Understanding Digital Electronics	£3.50	Programming the 6502	£10.25
MICROS - Interfacing Techniques	£12.10	6502 Applications Book	£10.25
Introduction to Microcomputers	£10.95	6502 Assy. Lang. Prog.	£12.10
TTL Cookbook	£7.15	8080A/8085 Assy. Lang. Prog.	£11.80
CMDS Cookbook	£7.95	PLEASE ADD P&P £1.00 PER BOOK.	

WORDMAKER

A Texas Instrument Project with a talking library of 200 words and room for expansion. Easy to interface with most micro computers. Pitch control also provides exciting electronic musical applications.

Complete Kit (include PCB) £87.00.

(Reprint of the original article in June 1981 EM&M available at 65p + SAE)

ADD SOUND TO YOUR ZX80/81

(control and light detection)

★ **ZX80/81 USER PORT** ★

(as described in Oct/Nov PCW)

Port module plugs directly into ZX80/81 to provide 8 input and 8 output lines. These allow input of data from switches, photocells, sensors, joysticks etc and control of 8 relays. Also 7 segment displays and LED may be used - "VARIABLE TONE AUDIO OUTPUT CAN PRODUCE YOUR OWN SOUND EFFECTS."

Port access is by simple peek & poke commands.

Kit (complete with dble side PCB)	£11.50
Ready built & Tested	£15.00

MEMORY EXPANSION PCB

Low price versatile system for ATOM, UK101 and SUPERBOARD. Compact memory expansion PCB. 8K RAM (2114) plus four 24 pin sockets for 2708, 2716, 2732 EPROMS or 2K Static RAMS (6116) giving (a) 8K RAM + 18K EPROM or (b) 16K Static RAM. Fully buffered and decoded layout. Interfacing instruction supplied.

PCB £11.00.

**UK101: INTERFACING KOMPUKIT
DECODING MODULE KIT £27.50
ANALOGUE BOARD KIT £39.95**

The analogue board kit includes D/A converter, 8-channel A/D converter, AY-3-8910 Prog. Sound Generator, 6522a VIA giving timing and counting functions plus extra 18 bit port.

ACORN ATOM:

BASIC 2K RAM ROM kit £120. Ready Built £150. P&P £3.00.
Power supply 5V 1.8A £10.20. P&P £1.20.
4K Floating Pt ROM £20.00. 1K RAM (2 x 2114)
64K Dynamic Ram Card
(fits into Atom Case 200mA 5V)
Kit £87.50 Ready Built £95.00

ATOM CONNECTORS

	PLUG	SOCKET
2 x 32 Way	£3.00	£4.00
26 Way	£3.50	£2.65
10 Way	£2.20	£1.50

ATOM SOFTWARE:

INVADERS	£7.00	BREAKOUT	£3.50
Fc. MACHINE	£3.50	PINBALL	£3.80
DISASSEMBLER	£3.50	UFO BOMBER	£3.50

UV EPROM ERASERS

All Atom purchases by cash or cheque only.

UV18 (upto 8 EPROMS)	£42.00
UV140 (upto 14 EPROMS)	£61.50
UV141 (as UV140 but with timer)	£78.00

NANOCOMP I

6802 based microprocessor trainer Kit £70.00
Built £80.00. P&P £2.00
6800 Reference Manual (no VAT) £5.50

NANOCOMP II

Microprocessor on powerful 6809. Facilities for further expansion (to be published in WW). An excellent system for training centres and especially useful to control application engineers.
Complete Kit (incl. PCB, case, Prog. 2716) £80

6809 Prog. Ref. Manual (no VAT) £5.00

SOFTY

(PRGM Programme & Romulator)
MK1 (for 2708/TMS2716)
Kit £100. Built £120. PSU £25. P&P £2.00
MK11 (for 2516/2716/2532/2732/2764)
Built with PSU £169.00

**INDEX TO
ADVERTISERS**

Acorn	Cover 3, 7
Alcon	9
Ambit	4
Audio Electronics	5, 81
Autumn Products	10
Barrie	10
Bi-Pak	11
B K Electronics	75
British National Radio & Electronics School	13
C.R. Supply	72
Cambridge Kits	74
CHJ Supplies	84
Chromascon Electronics	82
Clef Products	12
Crafton Electronics	83
C.U.A.	84
Davian	77
E.D.A.	49
Electronic Mail Order	87
Electrovalue	83
Electroware (OK Machine & Tool)	41
GJD Electronics	73
Gemini Electronics	12
Hall Supplies	73
Hameg Limited	85
Harversons	80
Healthkit	6
Henry's Radio	12, 75, 76
Hiykon Ltd.	73
Home Radio	77
ICS Intertext	7, 72
ILP Electronics	75, 77, 79, 81, 83, 85
Knigh. A.	73
Laskys	50
Maplin Electronics	Cover 4
Mhel Electronics	72
Midwich Computers	79
Milhill	77
Minlster, John	71
Modern Book	80
Musicraft	77
Northern Micro	73
Open University	20
PKG Electronics	73
Parndon	12
Phononics	8, 9
Pimac	84
Powell T.	84
Powertran	Cover 2, 71
Proton Design	73
Radio Component Specialists	80
Radio & T.V. Components	16
Rapid Electronics	74
Rheinbergs Ltd.	80
Riscomp Limited	6
Safgan	71
Sandwell Plant Ltd.	74
Selectronix	72
Scientific Wire Co.	74
Service Trading	88
Sinclair Research	14, 15
Swanley	80
T & J	72
Technomatic	86, 87
T.K. Electronics	78
Tyler, B. J.	73
Vero	70
Videotone	36
Watford Electronics	2, 3
Wilmslow Audio	28
William-Stuart Systems (Vibroscope)	73
William-Stuart Systems (Big Ears)	74

RADIO/TAPES BARGAINS

LW/MW/Mains/Battery Radios
£9.00 each (P&P £1.00)
LW/MW Car Radios with speaker
£9.00 each (P&P £1.00)
Small VHF/MW Battery Radios
£7.00 each (P&P 50p)
8-C60 High gain Cassettes
£2.00 (P&P 50p)
5-C90 High gain Cassettes
£2.00 (P&P 50p)
Stereo Headphones with lead and Jack Plug **£4.50 (P&P 50p)**
Maximum Postage Charge £1.00.
Money refunded if not satisfied.

AERIAL AMPLIFIERS

Aerial amplifiers can produce remarkable improvement on the picture and sound in fringe or difficult areas.
B45 - For Mono or Colour this is tunable over complete UHF television band.
B11 - For stereo or standard VHF/FM radio.
B12 - for VHF television band 1 & 3.
All amplifiers are complete and ready to use Battery type PP3 or 8V to 18V DC next to the set type fitting.
PRICES £6-70 each.

Signal Injectors with (pre-set) variable AF, which emits RF harmonics into the UHF band. Protected up to 300 volts DC. Complete with leads **£5.70 each.**

All Prices include VAT at 15%. P & P per Order 30p. S.A.E. for Leaflets. Access Cards.

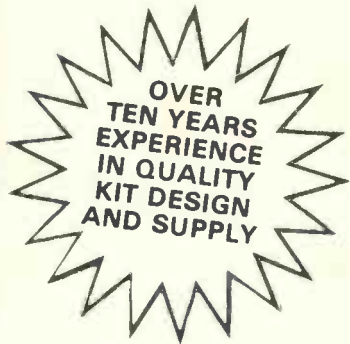
ELECTRONIC MAILORDER LTD,
62 Bridge St, Ramsbottom, via Bury, Lancs. BL0 9AGP.
Tel Rams (070 682) 3036.

Much more than just kits quite simply the best way to make music . . .

Powertran have been designing and manufacturing high-quality electronic kits for more than a decade. Thousands have been purchased and assembled by constructors throughout the UK and world-wide. Many of our regular clients have built the entire range – several times! A Powertran kit makes an excellent gift for the electronics enthusiast; and is a gift that, when constructed, may be given again.

Our reputation rests on these unshakeable foundations – we use the most imaginative and ingenious designers; we use high grade components subjected to rigid quality control; our kits are complete, even screws and wire are included; we take care with packing and despatch; our instructions are clear and always fully comprehensive . . . and if that weren't enough we back it up with our money-back guarantee. Powertran care and your skill gives you that something special.

Among the most popular of our kits are the fabulous 'Transcendent' range of synthesisers. Designed by the expert in the field, Tim Orr, and featured in Electronics Today International – those kits represent the zenith in both constructional ingenuity and musical performance. Thanks to our fully illustrated, carefully diagrammed 30 pages plus of constructional notes the 'Transcendent' range is comfortably within the capability of most enthusiasts. A great many 'first time builders' have completed them without difficulty and are justifiably pleased with the results.



TRANSCENDENT POLYSYNTH – brilliant design work and high technology components give the home constructor a machine of such versatility and range, equalled only by factory-made units costing thousands of pounds.

Despite the advanced electronics the kit is mechanically simple with minimal wiring and ribbon cable connectors. Solid teak cabinet, fully finished metalwork – a 100% complete kit to give totally professional result.

Single Voice
Four Voice

COMPLETE KIT £275 (+ VAT)
COMPLETE KIT £395 (+ VAT)

Team the Polysynth with the new matching 4 voice expander.

COMPLETE KIT £249 (+ VAT)

TRANSCENDENT DPX – a versatile 5 octave keyboard. The two audio outputs can be used simultaneously to give harpsichord and piano/honky-tonk or reed and strings/brass both fully polyphonic. To add more excitement there is a chorus/ensemble unit with strong or mild effect switching. The DPX is an advanced design . . . yet care, and our superb construction manual, make it a kit for every enthusiast.

COMPLETE KIT £295 (+ VAT)

TRANSCENDENT 2000 – a 3 octave keyboard yet with all the design ingenuity and thorough engineering that makes a superb and versatile machine. Quality teak cabinet and quality components throughout – complete down to the 13 amp plug. Buy it – build it – then plug-in and play it! A truly professional sound.

COMPLETE KIT £159 (+ VAT)

1024 COMPOSER – one of our latest designs. The Composer controls the synth. with a sequence of up to 1024 notes or equal selection of shorter sequences. Mains powered and with trickle-charged battery to preserve programme after switch-off.

COMPLETE KIT £85 (+ VAT)

. . . write or phone for **NEW 40 page '81/82 catalogue – FREE!**



PRICE STABILITY: Order with confidence. Irrespective of any price changes we will honour all prices in this advertisement until Jan. 31st, 1982, if this month's advertisement is mentioned with your order. Errors and VAT rate changes excluded.

EXPORT ORDERS: No VAT. Postage charged at actual cost plus £1 handling and documentation.

U.K. ORDERS: Subject to 15% surcharge for VAT. No charge is made for carriage, or at current rate if changed.

SECURICOR DELIVERY: For this optional service (U.K. mainland only) add £2.50 (VAT inclusive) per kit. **FREE ON ORDERS OVER £100.**

SALES COUNTER: If you prefer to collect kit from the factory, call at Sales Counter. Open 9 a.m.-12 noon, 1-4.30 p.m.

Monday-Thursday.



**MORE SUPERB KITS IN OUR
CATALOGUE**



PORTWAY INDUSTRIAL ESTATE, ANDOVER, HANTS SP10 3WN

(0264) 64455.


MAPLIN make it easy

in
HAMMERSMITH
159-161 King Street
Hammersmith
London W6
Tel: 01-748 0926
(Closed Mondays)

in
SOUTHEND
284 London Road
Westcliff-on-Sea
Essex
Tel: (0702) 554000
(Closed Mondays)




For personal service visit one of our stores.
Our new store at Hammersmith is conveniently situated near the end of the M4 and the North and South Circular Roads. There is excellent street parking on meters a few steps away and Hammersmith Underground Station is nearby. Call in and see us soon.



in our CATALOGUE

320 big pages packed with data and pictures of over 5,500 items

Over 100,000 copies sold already!
Don't miss out on your copy.

On sale now in all branches
WH Smith  price £1.

In case of difficulty check the coupon below.

by
MAIL ORDER
A fast service
you can rely on

- * Same day service on in-stock lines
- * Very large percentage of our stock lines in stock
- * All prices include VAT
- * Large range of all the most useful components
- * First class reply paid envelope with every order
- * Quality components—no rejects—no re-marks
- * Competitive prices
- * Your money is safe with a reputable company

On price, service, stock, quality and security it makes sense now more than ever to make **MAPLIN** your first choice for components every time!

make it easy...

with **MAPLIN**

The
Maplin Matinée
Amazing value for
only £299.95 plus £99.50
for cabinet if required
(Carriage Extra)

Easy to build...
selling for up to £1,000.
Send for our new book giving
full construction details. Order as XH55K.
Price £2.50 inclusive.



Post this coupon now.

Please send me a copy of your 320 page catalogue. I enclose £1.25 (incl. 25p p&p). If I am not completely satisfied I may return the catalogue to you and have my money refunded. If you live outside the U.K. send £1.68 or 12 International Reply Coupons.

Name

Address

PE 12 81

MAPLIN ELECTRONIC SUPPLIES LTD.

All mail to: P.O. Box 3, Rayleigh, Essex SS6 8LR. Tel: Southend (0702) 554155 Sales: (0702) 552911