DENTIS
CAD/CAM SOLUTION

FREEDOM HD

Model Scanner

FREEDOM HD use Stable Scan Stage(SSS) method with moving camera technology allows you to scan without any fixture of adhesive. It enables camera and light module to rotate around the center of scanning stage and keeps your models stable while scanning. All-in-one scanning enables you to complete a single or 3-Unit bridge case in two simple steps. It will save almost 50% of the work time. With applying 2.0MP cameras and USB 3.0, offer a high quality data with speed. Scan complex models efficiently by using Multi-die Plate.



- SSS Method (Stable Scan Stage Method)
- Comfortably scan Artex, KaVo, SAM, Adesso with more wide space
- 2.0 MP camera resolution
- Super speed USB 3.0 interface
- Multi-Die Scanning
- Save work time with All–in-one scanning

Moving Method	SSS Method (Stable Scan Stage)
Axis	2 axis
Technology	Structured light
Light Source	White LED
Accuracy	16㎛
Camera Resolution	Dual 2.0 MP cameras
Dimension	330x495x430 mm
Weight	15kg
Software	Scan app
OS	Windows 7, 8 (64bits)
Power	110-240V, 50-60Hz

Sharp2-5X
Milling Machine

Sharp2-5X is a desktop type of 5 axis milling machine, specialized to dental technical laboratory. Even its compact size, it processes without wobble with sturdy steel material frame. By tool lifetime managing system and One-Click auto calibration, it could remain outstanding result and possible of efficient work with driving simple software.



- Simultaneous 5-axis milling system
- High-quality spindle printed in 60000 RPM
- Various milling material
- One-Click auto calibration
- Tool lifetime managing system
- Automatic exchange of 12 tools
- Compatible with all scanners and CAD/CAM software
- Wet method milling option

Axis	5-asix
Material	Zirconia, PEEK, Composite resin, PMMA, Glass ceramic
Spindle Speed	60,000RPM (max)
Loadable Workplace	R 98 stepped
Number of Tolls Housed	12
Interface	USB 2.0
Weight	60kg
Required Compressed Air	0.2 to 0.6MPa
Power Requirements	90-132VAC /180-264VAC, 50-60HZ
Additional Jig Holders	3 types available
External Dimensions	590(W) x 450(H) x 485(D) mm
Tools	Diamond coated – 0.6 / 1.0 / 2.0 (optional)

Zr.Q
Zirconia Block

Zr.Q is a zirconia block featured superior esthetics and strength. This block has a vita shade guide available in shades A0, A1, A2 and A3. The high strength of Zr.Q,1100MPa, is the most preferred and satisfying by consumers. Superior aesthetics with high transparency also makes your result successful.

- Realization of vita shade guide
- Consumer's most preferred block strength, 1100MPa
- Superior aesthetics with high transparency

Type	Zirconia Block	
Strength	1100 (MPa)	
Indication	In/onlay	
	Crown	– Anterior, Posterior (~ 3 unit) – Posterior (~ 3 unit full arch)
	Bridge	
Shade	A0, A1, A2, A3	
ø98	10T ~ 25T	

ZENITH

Dental SLA 3D Printer

ZENITH is dental SLA 3D printer developed by DENTIS. Applying galvanometer scan method, it features excellent accuracy and incredible production speed. Also based on 10 years accumulated clinical experience, realize RP system specialized in a field of dentistry. It can be applied in various range, such as Surgical Guide, Model, Castable and Splint.



- Desktop system for universal use
- Low running costs with multi-performance
- High quality Galvanometer and F-Theta Lens
- Compact size and weight

Technique Method	Stereolithography Apparatus (SLA)
Scanning Method	Galvanometer
Light Source	Blue Laser
Layer Thickness	16㎛,50㎛,100㎛
Dimension / Weight	354 x 366 x 483 mm / 17.5kg
Working Area	110 x 110 x 150 (X,Y,Z / mm)
Material Properties	Photopolymer Resin
Software	ZENITH S/W
OS	Windows 7, 8, 10 / Mac OS 10.10 or higher
Input File Format	Standard STL file
PC Connection	USB
Power Supply	Input : AC 100~240V / 50-60Hz Output : DC 24V 5A
Electrical consumption	120 W

ZENITH U





- Optimized for castables and high accuracy applications
- High accuracy for a wide range of dental application
- High quality Galvanometer and F-Theta Lens (made in Germany)
- Optimized for castables

ZENITH P

Technique Method	Stereolithography Apparatus (SLA)
Scanning Method	Galvanometer (Made in Germany)
Light Source	Blue Laser
Layer Thickness	16㎛,50㎛,100㎛
Dimension / Weight	379 x 475 x 745 mm / 42kg
Working Area	90 x 90 x 150(X,Y,Z / mm)
Material Properties	Photopolymer Resin
Software	ZENITH S/W
OS	Windows 7, 8, 10 / Mac OS 10.10 or higher
Input File Format	Standard STL file
PC Connection	USB
Power Supply	Input : AC 100~240V / 50-60Hz Output : DC 24V 5A
Electrical consumption	120 W



• Optimized for medium production volume and high accuracy applications
• High accuracy with medium quantities of volume production
• High quality Galvanometer and F-Theta lends (made in Germany)
• Compact equipment based on equivalent output sizes

Technique Method	Stereolithography Apparatus (SLA)
Scanning Method	Galvanometer (Made in Germany)
Light Source	Blue Laser
Layer Thickness	25㎛, 50㎛, 100㎛
Dimension / Weight	460 x 496 x 905 mm / 57kg
Working Area	150 x 150 x 150 (X,Y,Z / mm)
Material Properties	Photopolymer Resin
Software	ZENITH S/W
OS	Windows 7, 8, 10 / Mac OS 10.10 or higher
Input File Format	Standard STL file
PC Connection	USB
Input File Format	Input : AC 100~240V / 50-60Hz Output : DC 24V 5A
Electrical consumption	120 W

ZENITH M

ZENITH Materials

Self-developed dental specialized materials

- Printing time will be different according to the amount of the models & supports.
- To save material and printing time, it is recommended not to fill in the inside of the models.

Dental Model

Methacylate oligomer based photopolymer resin

Application
Clear appliance, dental model, general mock-up

Characteristic
High strength and hardness, outstanding precision

Consumption
Approximately 25g (1 Full arch)

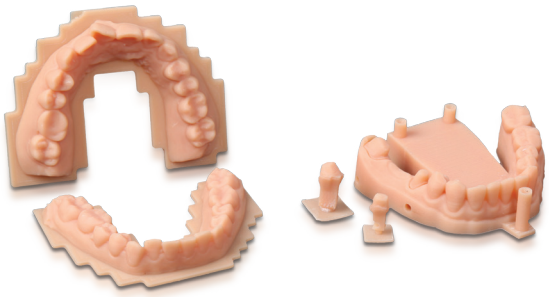

Surgical Guide

Urethane acrylate oligomer based photopolymer resin

Application
Surgical guide, partial ortho appliance

Characteristic
Low viscosity, high hardness, semitransparent material, outstanding precision

Consumption
Approximately 15g (1 Full arch)

Wax-up pattern

Monomer based photopolymer resin

Application
Castable material

Characteristic
Low viscosity, high hardness in the room temperature, excellent resolvability in high temperature

Consumption
Approximately 0.25g (1 Crown)

Splint

Coming soon

Temporary

Coming soon

CUREDEN

UV LED Curing Machine

CUREDEN is a UV curing machine for 3D outputs. This machine can be used in dental, medical, and various fields. The built-in turntable, timer, finish alarm and memory settings allow for fast and precise work. The CUREDEN has a compact, simple design that significantly reduces curing time compared to other curing devices to save time and increase throughput.



- Various range of curing models
- 3 modes for unconstrained setting (Level, Time, Temperature)
- Built-in turn-table
- Digital timer display
- Finish alarm and memory setting
- Safety switch for prevention of light emission

Light Source / Wavelength	UV LED / 380~395mm
Inner Chamber Size	180mmx180mmx140
Curing Size	150x150x120 (mm)
Turn Table	150mm x 3T
Dimension	280x260x300
Weight	9kg
Power	AC 220V, 50-60Hz

www.zenith3d.com/eng

Tel. +82-1899-2804 | Fax. +82-53-583-2806
99, Seongseoseo-Ro, Dalseo-Gu, Daegu, Korea

Tel. +1-323-677-4363~5 | Fax. +1-323-677-4366
6 Centerpointe Drive, Suite 600 La Palma CA 90623

Tel. +886-2-2808-5933 | Fax. +886-2-2624-2309
2F.,No.48,31,Minzu Rd., Tamsui Dist, New Taipei City 251,Taiwan(R.O.C.)

Tel. +021-5111-3828 | Fax. +021-5111-3828
上海市长宁区中山西路933号2205室

ⓒ2017 DENTIS CO.,LTD.
All Right Reserved.
Specifications are subject to change without notice.
Trademarks are the property of DENTIS CO., LTD. Or their respective owners.

D-C-CADM-V1-201703-ENG