

Annotated list of taxonomic novelties published in “Klotzschii Herbarium Vivum Mycologicum, Editio Nova” issued by G. L. Rabenhorst between 1855 and 1858

Uwe BRAUN

Abstract: Braun, U. 2018: Annotated list of taxonomic novelties published in “Klotzschii Herbarium Vivum Mycologicum, Editio Nova” issued by G. L. Rabenhorst between 1855 and 1858. *Schlechtendalia* **35**: 1–43.

New taxa and new combinations published by G. L. Rabenhorst in “Klotzschii Herbarium Vivum Mycologicum, Editio Nova” in the middle of the 19th century are listed and annotated. References, citations and the synonymy are corrected when necessary. The nomenclature of some taxa is discussed in more detail. *Uredo fragariae* is neotypified and reduced to synonymy with *Phragmidium fragariastris*. The nomenclature of the names *Uredo obtusa* and *Phragmidium obtusum* is discussed and clarified.

Zusammenfassung: Braun, U. 2018: Kommentierte Liste taxonomischer Neuheiten publiziert in “Klotzschii Herbarium Vivum Mycologicum, Editio Nova“, herausgegeben von G. L. Rabenhorst zwischen 1855 und 1858. *Schlechtendalia* **35**: 1–43.

Neue Taxa und Kombinationen publiziert von G. L. Rabenhorst in “Klotzschii Herbarium Vivum Mycologicum, Editio Nova” in der Mitte des 19. Jahrhunderts werden aufgelistet und annotiert. Referenzangaben, Zitate und die Synonymie werden korrigiert falls notwendig. Die Nomenklatur einiger Taxa wird detaillierter besprochen. *Uredo fragariae* wird neotypisiert und als Synonym zu *Phragmidium fragariastris* gestellt. Die Nomenklatur der Namen *Uredo obtusa* und *Phragmidium obtusum* wird diskutiert und geklärt.

Key words: Fungi, nomenclature, exsiccata.

Published online 4 Oct. 2018

Introduction

In 1832, Johann F. Klotzsch initiated the exsiccata “Herbarium Vivum Mycologicum” and issued Cent. 1 and 2. Gottlob L. Rabenhorst continued this exsiccata since 1842 and issued Cent. 3 to 20. An index was published by Rabenhorst (1851). Taxonomic novelties published in this exsiccata have been listed and annotated in Braun (2018). Rabenhorst continued this exsiccata under the name “Klotzschii Herbarium Vivum Mycologicum, Editio Nova” and issued eight centuria between 1855 and 1858 [Series Prima]. Details to this exsiccata, including data of the publication of the particular centuria and announcements in the journals *Botanische Zeitung*, and *Flora* are to be found in Kohlmeyer (1962). According to ICN, Art. 30.2 (Ex. 12), descriptions, new combinations and other taxonomic novelties on labels accompanying distributed specimens (exsiccata) are effectively published, i.e., valid names published on printed labels of distributed exsiccata have to be taken into consideration with regard to priority issues of taxa. However, experiences have shown as far that names published in exsiccata have often been neglected or wrongly cited in nomenclature data bases and taxonomic treatments. The particular centuria of “Herbarium Vivum Mycologicum” were prepared and, when ready to be distributed, announcements in several botanical journals were published, i.e., descriptions on printed labels in the exsiccata have priority and names (with repeated descriptions) in the journals are later isonyms (Art. 6.3, Note 2) that have to be disregarded. In some cases, particular centuria were issued even one calendar year earlier [e.g., Cent. 2 in 1855, but announcements in *Botanische Zeitung* 14 and *Flora* 39 in 1856]. Numerous names appearing in exsiccata are nomina nuda (without any descriptions or diagnoses) which were validated in later publications by the original author or other authors, either as “ex cases” or as “combinations” under other genus names. In the latter case, the validated names must be attributed to the validating authors alone. The present work was performed in consultation with *Index Fungorum* and *MycBank*, i.e., the results are also meant to be groundwork for these databases.

A complete set of “Klotzschii Herbarium Vivum Mycologicum, Editio Nova” preserved in HAL was the base for the present nomenclatural study and reassessment of names. Some types have

been re-examined in order to clarify the identity of the taxa concerned. In other cases, currently used and recognized names are cited and highlighted in bold.

Annotated list of taxa

Cent. 1

Peziza mortuaria Ces., in Rabenh., Klotzschii Herb. Viv. Mycol., Ed. Nova, Cent. 1: no. 18, 1855 [Bot. Zeitung **13**: 598, 1855; Flora **38**: 493, 1855].

≡ *Tapesia mortuaria* (Ces.) Sacc., Syll. fung. (Abellini) **8**: 378, 1889.

Notes: This is a valid species name with a description on the label of Klotzschii Herbarium Vivum Mycologicum, Editio Nova, 18 (fig. 1).

18. *Peziza* (*Tapesia*) *mortuaria* Ces. mss.
Subiculum tenue nigrum; cupul. minutae, sessiles, aggregatae;
juniores cinereo-virentes, cito nigrae, semper glabrae.
Vercellis: in disco truncorum Robiniae: Apr. 853. CESATI.

Fig. 1

Claviceps pusilla (Ces.) Ces., in Rabenh., Klotzschii Herb. Viv. Mycol., Ed. Nova, Cent. 1: no. 38, 1855 [Bot. Zeitung **13**: 598, 1855; Flora **38**: 493, 1855].

≡ *Hypocrea pusilla* Ces., Linnaea 21: 27, 1848, nom. nud.

≡ *Hypocrea pusilla* Ces., in Rabenh., Klotzschii Herb. Viv. Mycol., Cent. 16: no. 1533, 1851.

Notes: This is a valid combination, based on *Hypocrea pusilla*, published on the label of Klotzschii Herbarium Vivum Mycologicum, Editio Nova, 38 (fig. 2).

38. *Claviceps pusilla* Ces. Mspt.
Hypocrea pusilla Ces. in RABENH. herb. mycol. R. 1533.
Brixiae 1846 Sept.—Nov.; in semin. *Andropogonis Ischaemi*
cornutis, i. e. *Sclerotio clavo corruptis*. CESATI.

Fig. 2

Sphaeria isiaca Ces., in Rabenh., Klotzschii Herb. Viv. Mycol., Ed. Nova, Cent. 1: no. 40, 1855 [Bot. Zeitung **13**: 598, 1855; Flora **38**: 493, 1855].

≡ *Ophiobolus isiacus* (Ces.) Sacc., Syll. fung. (Abellini) **2**: 353, 1883.

Notes: This is a valid species name with a description on the label of Klotzschii Herbarium Vivum Mycologicum, Editio Nova, 40 (fig. 3).

40. *Sphaeria Isiaca* Ces. mss.
Haud frequentem in *Phragmitis Isiacae* culmis
humistratis et per hyemem luto inquinatis. Sporidia hya-
lina et rhobdiformia libera in speciminibus huc usque exa-
minatis nimis maturis vidi ex ostiolo papillaeformi eructata.
Vercellis: vere 1853. CESATI.

Fig. 3

Depazea maianthemi Rabenh., Klotzschii Herb. Viv. Mycol., Ed. Nova, Cent. 1: no. 51, 1855 [Bot. Zeitung **13**: 598, 1855; Flora **38**: 493, 1855], nom. nud.

= *Asteromella* sp.

Notes: Rabenhorst (l.c.) cited "*Sphaeria* (*Depazea*) *maianthemi* Rabenh. [as "*majanthemi*"]", Klotzschii Herb. Viv. Mycol., Cent. 8: no. 752, 1845", which is also a nom. nud. The material deposited at HAL has been examined and turned out to be a spermatial morph of an unknown species of a genus belonging to the *Mycosphaerellaceae*. The pycnidia (spermogonia) are small, 30–80 µm diam, and form minute bacilliform spermatia, straight to slightly curved, about 3–4 × 1 µm. This species is not identical with *Phyllosticta maianthemi* W.B. Cooke (Cooke & Shaw 1952: 795), which is also an *Asteromella* (van der Aa & Vanev 2002: 303), described from

North America on *Maianthemum dilatatum*. The conidia of the later species are very similar, but the spermogonia are much larger, 70–125 µm diam.

Valsa suffulta (Nees : Fr.) Rabenh., Klotzschii Herb. Viv. Mycol., Ed. Nova, Cent. 1: no. 56, 1855 [Bot. Zeitung **13**: 598, 1855; Flora **38**: 493, 1855].

≡ *Sphaeria suffulta* Nees, Syst. Pilze (Würzburg): 316, [“1816–17”] 1816.

≡ *Leptosphaeria suffulta* (Nees : Fr.) Niessl, in Winter, Rabenh. Krypt.-Fl., Edn 2 (Leipzig) **1.2**: 461, 1885.

Notes: This is a valid combination, based on *Sphaeria suffulta*, published on the label of Klotzschii Herbarium Vivum Mycologicum, Editio Nova, 56 (fig. 4).

56. Valsa suffulta (Nees syst. 316. F. 358.)
RABENH. Handb. I. p. 173. herb. mycol. N. 1329.
Dresdae, in caulibus emortuis Melampyri nemorosi, ineunte
Majo 1854. L. R.

Fig. 4

Ophiobolus acuminatus (Sowerby : Fr.) Duby, in Rabenh., Klotzschii Herb. Viv. Mycol., Ed. Nova, Cent. 1: no. 57, 1855 [Bot. Zeitung **13**: 598, 1855; Flora **38**: 493, 1855].

≡ *Sphaeria acuminata* Sowerby, Col. fig. Engl. Fung. Mushr. (London) **3**: 176, tab. 394:3, 1803.

Notes: This is a valid combination, based on *Sphaeria acuminata*, published on the label of Klotzschii Herbarium Vivum Mycologicum, Editio Nova, 57 (fig. 5).

57. Ophiobolus acuminatus DUBY.
Sphaeria acuminata Sowerb. FRIES syst. II. p. 506. RABENH.
I. p. 179. Sph. Carduorum Wallr. Flor. crypt. II. p.
805. RABENH. herb. mycol. N. 1560. Desmaz. Crypt. de
France edit. I. N. 1284. edit. II. N. 784.
Ad caules exsiccatos Cardui pr. Bernam. DUBY.

Fig. 5

Sacidium foedans Ces., in Rabenh., Klotzschii Herb. Viv. Mycol., Ed. Nova, Cent. 1: no. 61, 1855 [Bot. Zeitung **13**: 598, 1855; Flora **38**: 493, 1855].

≡ *Leptothyrium foedans* (Ces.) Sacc., Syll. fung. (Abellini) **3**: 634, 1884.

Notes: This is a valid species name with a description on the label of Klotzschii Herbarium Vivum Mycologicum, Editio Nova, 61 (fig. 6).

61. Sacidium foedans Ces. mss.
Peritheciolorum areolae illis Microthyrii Smilacis (D Nis.
micr. ital. Dec. IV. tab. 4.) omnino similes; sed ascos nullos
videre mihi contigit.
Vercellis: ad caules exsiccatos Salviae glutinos.; vere in
aestatem. CESATI.

Fig. 6

Helicosporium pallidum Ces., in Rabenh., Klotzschii Herb. Viv. Mycol., Ed. Nova, Cent. 1: no. 62, 1855 [Bot. Zeitung **13**: 598, 1855; Flora **38**: 493, 1855].

Notes: This is a valid species name with a description on the label of Klotzschii Herbarium Vivum Mycologicum, Editio Nova, 62 (fig. 7).

62. Helicosporium pallidum Ces. Mspt.
Caespites cinerei in roseolum vergentes.
Ad Ebuli caules putridos: Majo. Vercellis. CESATI.

Fig. 7

Pestalotia hypericina Ces. [as “*Pestalozzia*”], in Rabenh., Klotzschii Herb. Viv. Mycol., Ed. Nova, Cent. 1: no. 64, 1855 [Bot. Zeitung **13**: 599, 1855; Flora **38**: 493, 1855].

≡ *Seimatosporium hypericinum* (Ces.) B. Sutton, Trans. Br. Mycol. Soc. **64**: 483, 1975.

Notes: This is a valid species name with a description on the label of Klotzschii Herbarium Vivum Mycologicum, Editio Nova, 64 (fig. 8).

64. Pestalozzia hypericina Ces. mss.
 Superficialis, lineolas nigrellas fingens in Hyp. perforati epidermide et caulibus decorticatis, haud raro amorpha et abortiva; normalis rimose dehiscens v. fatiscens; nucleus pallidus; sporidia 4-locularia curva pellucida, loculo inferiori e mediis ampliore, utrinque biseta, setis simplicibus divaricatis, imo reflexis sporidiorum longitudine. Sporidia e minoribus et gracilioribus in genere.
 Vercellis: ad caules Hyperici perforati exsiccatos, vere.
 CESATI.

Fig. 8

Pestalotia phacidioides Ces. [as "*Pestalozzia*"], in Rabenh., Klotzschii Herb. Viv. Mycol., Ed. Nova, Cent. 1: no. 65, 1855 [Bot. Zeitung **13**: 599, 1855; Flora **38**: 494, 1855], nom. nud.

Dothidea potentillae Fr. f. *potentillae-vernae* Ces., in Rabenh., Klotzschii Herb. Viv. Mycol., Ed. Nova, Cent. 1: no. 68, 1855 [Bot. Zeitung **13**: 599, 1855; Flora **38**: 494, 1855].

= *Sphaeria potentillae* Schwein., Schriften Naturf. Ges. Leipzig **1**: 46, 1822, nom. illeg. (Art. 53.1).

≡ *Dothidea potentillae* Fr., Syst. mycol. (Lundae) **2**(2): 563, 1823.

≡ *Venturia potentillae* (Fr.) Cooke, Grevillea **6**(38): 76, 1877.

Notes: This is a valid forma with a description on the label of Klotzschii Herbarium Vivum Mycologicum, Editio Nova, 68 (fig. 9).

68. Dothidea Potentillae Fr.
 Forma: Potent. verna.
 Peritheciis orbiculatim congestis!
 Vercellis, exeunte hyeme. CESATI.

Fig. 9

Acrostalagmus murinus Ces., in Rabenh., Klotzschii Herb. Viv. Mycol., Ed. Nova, Cent. 1: no. 74, 1855 [Bot. Zeitung **13**: 599, 1855; Flora **38**: 494, 1855].

Notes: This is a valid species name with a description on the label of Klotzschii Herbarium Vivum Mycologicum, Editio Nova, 74 (fig. 10).

74. Acrostalagmus murinus Ces. mss.
 Caespites grisei, diffusi; stipite nigro; sporis albis.
 Ad caules putridos Ebuli et Phytolaccae: Majo 1853. Semel tantummodo reperi. Vercellis.

Fig. 10

Torula funerea Ces., in Rabenh., Klotzschii Herb. Viv. Mycol., Ed. Nova, Cent. 1: no. 79, 1855 [Bot. Zeitung **13**: 599, 1855; Flora **38**: 494, 1855].

≡ *Periconia funerea* (Ces.) E.W. Mason & M.B. Ellis, Mycol. Pap. **56**: 117, 1953.

Notes: This is a valid species name with a description on the label of Klotzschii Herbarium Vivum Mycologicum, Editio Nova, 79 (fig. 11).

79. Torula funerea Ces. Mspt.
 HEDWIGIA T. XI.
 Hyphae adscendentes? flexuosae, catenulas sporarum (quatuor) abbreviatis, sporis opacis globosis sensim majoribus, gerentes. — Maculas velutinas, olivaceo-nigras, facile detergendas in culmis Iuncorum arescentibus sistit.
 Vercellis; Octob. 1853. CESATI.

Fig. 11

Puccinia stellariae f. *saginae* Ces., in Rabenh., Klotzschii Herb. Viv. Mycol., Ed. Nova, Cent. 1: no. 86a, 1855 [Bot. Zeitung **13**: 599, 1855; Flora **38**: 494, 1855].

= *Puccinia arenariae* (Schumach.) J. Schröt., Hedwigia **19**: 38, 1880.

Notes: This is a valid taxon (forma) published as “substrate form” on the label of Klotzschii Herbarium Vivum Mycologicum, Editio Nova, 86a (fig. 12).

86a. Puccinia Stellariae DUBY.
 Forma: Saginae.
 In Sagina procumbente β. fontana, secus viam, quae
 Bugella ad Sanctuarium Oropae ducit. Aug. 1854. CESATI.

Fig. 12

Cent. 2

Peziza cesatii Mont., Hedwigia **1**(10): 72, 1855 [and Mont., in Rabenh., Klotzschii Herb. Viv. Mycol., Ed. Nova, Cent. 2: no. 128, 1855; Bot. Zeitung **14**: 86, 1856; Flora **39**: 12, 1856].

= *Helotium cesatii* (Mont.) Mont., Syll. gen. sp. crypt. (Paris): 187, 1856.

= *Pocillum cesatii* (Mont.) De Not., Comm. Soc. Crittog. Ital. **1**(fasc. 5): 361 [“1863”] 1864.

Notes: This species was at first validly published as *Peziza cesatii* in “Hedwigia **1**(10): 72, 1855” with a secondary description on the label of Klotzschii Herbarium Vivum Mycologicum, Editio Nova, 128 (fig. 13). Hence, Montagne’s (l.c.) publication under *Helotium* should be classified as combination.

128. Peziza (Helotium) Cesatii Montagne mss.
 (Cfr. Hedwigia p. 72*)
 Specimina, quae in praesenti offerimus, pro maxima parte
 in quercetis di Larizzate (prope Vercellas) lecta sunt
 hoc anno (1855), mense majo, et fructificationem praebent
 sat evolutam, ut de anomalia in genere insigni de spori-
 diis nempe acicularibus! Certiores facti simus. Cui
 innixus characteri mense celeberr. Speciei Auctor in litt.
 recentiss. dubium profert, nunc Cenangiis (ad normam
 Friesii in Summ. veg. Scand.) ducenda sit. Brixiae
 (1846) et Vercellis (1855) lect. CESATI.

Fig. 13

Depazea linnaeae (Ehrenb. : Fr.) Rabenh., Deutschl. Krypt.-Fl. **1** (Pilze): 138, Leipzig 1844.¹ [Klotzschii Herb. Viv. Mycol., Ed. Nova, Cent. 2: no. 149, 1855; Bot. Zeitung **14**: 86, 1856; Flora **39**: 13, 1856].

= *Sphaeria linnaeae* Ehrenb., Sylv. mycol. berol. (Berlin): 29, 1818 [: Fr., Syst. mycol. **2**(2): 531, 1823].

= *Septoria linnaeae* (Ehrenb. : Fr.) Sacc., Bull. Soc. Mycol. France **5**(4): 121, [“1889”] 1890.

Notes: The combination *Depazea linnaeae* was first validly published by Rabenhorst (1844).

Depazea vaccinii (Sowerby : Fr.) Rabenh., Klotzschii Herb. Viv. Mycol., Ed. Nova, Cent. 2: no. 150, 1855 [Bot. Zeitung **14**: 86, 1856; Flora **39**: 13, 1856].

= *Sphaeria vaccinii* Sowerby, Col. fig. Engl. Fung. Mushr. (London) **3**: 156, tab. 373:1, 1803 [: Fr., Systema Mycologicum **2**(2): 418, 1823].

= *Gibbera vaccinii* (Sowerby : Fr.) Fr., Summa veg. Scand., Sectio Post. (Stockholm): 412, 1849.

Notes: This is a valid combination published on the label of Klotzschii Herbarium Vivum Mycologicum, Editio Nova, 150 (fig. 14).

¹ Rabenhorst (1844) reallocated a large number of species to the genus *Depazea*. Numerous of the combinations concerned have been omitted, i.e., they are not yet listed in important databases of fungal names (see list at the end, p. 38).

150. Depazea Vaccinii Fr. Summ. p. 422.
D. stemmatea Fr. Syst. Scleromyt. Succ. exs. N. 287.
 Rabenh. Handb., Herb. mycol. N. 433.
 Dresdae, in sylvis ubique. tum in Vacc. Vit. idaea, tum
 in Vacc. Myrtillo.

Fig. 14

Depazea hedericola (Fr.) Rabenh., Deutschl. Krypt.-Fl. **1** (Pilze): 138, Leipzig 1844 [Klotzschii Herb. Viv. Mycol., Cent. 11: no. 1074, 1846; Bot. Zeitung **4**: 879, 1846; Flora **31**: 506, 1848; Klotzschii Herb. Viv. Mycol., Ed. Nova, Cent. 2: no. 151, 1855; Bot. Zeitung **14**: 86, 1856; Flora **39**: 13, 1856].

≡ *Sphaeria hedericola* Fr. [as “*hederaecola*“], Syst. mycol. (Lundae) **2**(2): 528, 1823.

≡ *Septoria hedericola* (Fr.) Jørst., Skr. Vidensk.-Akad. Oslo **22**: 11, 1965.

Notes: The combination *Depazea hedericola* was first validly published by Rabenhorst (1844).

Depazea fragariicola (Wallr.) Rabenh. (“*fragariaecola*“), Deutschl. Krypt.-Fl. **1** (Pilze): 138, Leipzig 1844 [Klotzschii Herb. Viv. Mycol., Ed. Nova, Cent. 2: no. 152, 1855; Bot. Zeitung **14**: 86, 1856; Flora **39**: 13, 1856].

≡ *Sphaeria fragariicola* Wallr., Fl. crypt. Germ. (Norimbergae) **2**: 767, 1833.

Notes: The combination *Depazea hedericola* was first validly published by Rabenhorst (1844).

Rhytisma acerinum f. *spermatigerum* Rabenh. (“*spermatigera*“), Klotzschii Herb. Viv. Mycol., Ed. Nova, Cent. 2: no. 160b, 1855 [Bot. Zeitung **14**: 86, 1856; Flora **39**: 13, 1856].

Notes: This is a forma validly published in Klotzschii Herb. Viv. Mycol., Ed. Nova, 160b (fig. 15).

b. Rhytisma acerinum Fr. forma
 spermatigera
 In foliis Aceris Pseudo-Platani in montibus sudeticis vul-
 gare. Forma spermatigera sporigeram, quam demum foliis
 dejectis ac putrescentibus reperis longe antecedit. August
 et September 1855. Th. BAIL.

Fig. 15

Peronospora ochroleuca Ces., in Rabenh., Klotzschii Herb. Viv. Mycol., Ed. Nova, Cent. 2: no. 175, 1855 [Bot. Zeitung **14**: 87, 1856; Flora **39**: 13, 1856].

Notes: This species was validly published in Klotzschii Herb. Viv. Mycol., Ed. Nova, 175 (fig. 16). Constantinescu (1991: 66) classified this name as “invalid” since portions of no. 175 were distributed under the name *P. ochracea* Ces. *P. ochroleuca* was the sole name used in the publications in Bot. Zeitung **14**: 87, 1856 and Flora **39**: 13, 1856. Furthermore, alternative names published before 1 Jan. 1953 are not invalid (Art. 36.3).

173. Peronospora ochroleuca Ces. mss.
 Dense stratos, hypophylla et epicaulis, primitus nivea dein
 ochroleuca, macrospora, sporis ($\frac{8}{500}$ millim.) sphaericis.
 Prope Santhià (prov. Vercell.), in Turrite glabra loco
 valde aprico! 30. Mai 855. CESATI.

Fig. 16

Fusarium graminum var. *tritici* J.G. Kühn, in Rabenh., Klotzschii Herb. Viv. Mycol., Ed. Nova, Cent. 2: no. 188, 1855 [Bot. Zeitung **14**: 87, 1856; Flora **39**: 13, 1856].

Notes: This variety was validly published in Klotzschii Herb. Viv. Mycol., Ed. Nova, 188 with a brief description (fig. 17). The duplicate deposited in herbarium HAL is supplemented by a handwritten label probably added by J. Kühn (fig. 18).

188. Fusarium graminum Corda icon.
 una c. var. Tritici (ob sporas subduplo majores).
 Glumas et germina infestans; pr. Gross-Krausche ad Bunzlau
 (Silesiae) leg. J. KUEHN.

Fig. 17




Fig. 18

Sorosporium schizocaulon var. *violae* Casp. in Rabenh., Klotzschii Herb. Viv. Mycol., Ed. Nova, Cent. 2: no. 190, 1855 [Bot. Zeitung **14**: 87, 1856; Flora **39**: 13, 1856], nom. nud.
 ≡ *Urocystis violae* (Sowerby) A.A. Fisch. Waldh., Bull. Soc. Imp. Nat. Moscou **40**: 258, 1867.

Cent. 3

Corticium platani Ces., in Rabenh., Klotzschii Herb. Viv. Mycol., Ed. Nova, Cent. 3: no. 215, 1856 [Bot. Zeitung **14**: 426, 1856; Flora **39**: 374, 1856].
 ≡ *Terana platani* (Ces.) Kuntze, Revis. gen. pl. (Leipzig) **2**: 872, 1891.
 Notes: This species was validly published in Klotzschii Herb. Viv. Mycol., Ed. Nova, 215 (fig. 19).



Fig. 19

Corticium puberum var. *effusum* Lasch, in Rabenh., Klotzschii Herb. Viv. Mycol., Ed. Nova, Cent. 3: no. 216b, 1856 [Bot. Zeitung **14**: 426, 1856; Flora **39**: 374, 1856], nom. nud.

Sphaeria oncostoma Duby, in Rabenh., Klotzschii Herb. Viv. Mycol., Ed. Nova, Cent. 3: no. 253, 1856 [Bot. Zeitung **14**: 427, 1856; Flora **39**: 375, 1856].
 ≡ *Diaporthe oncostoma* (Duby) Fuckel, Jahrb. Nassauischen Ver. Naturk. **23-24**: 205, [1869-70] 1870.
 Notes: This species was validly published in Klotzschii Herb. Viv. Mycol., Ed. Nova, 253 (fig. 20).

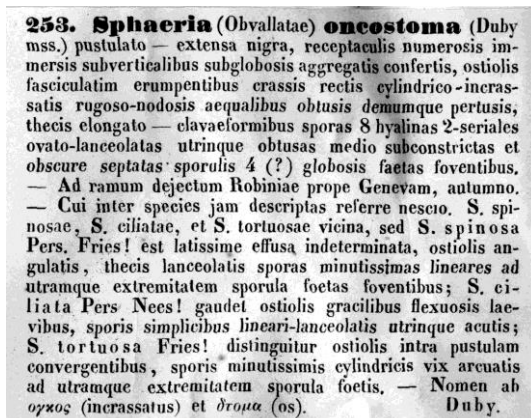


Fig. 20

Phacidium astrantiae Ces., in Rabenh., Klotzschii Herb. Viv. Mycol., Ed. Nova, Cent. 3: no. 258, 1856 [Bot. Zeitung **14**: 429, 1856; Flora **39**: 376, 1856].

≡ *Leptotrochila astrantiae* (Ces.) Schüepp, Phytopath. Z. **36**: 260, 1959.

Notes: This species was validly published in Klotzschii Herb. Viv. Mycol., Ed. Nova, 258 (fig. 21).

258. Phacidium Astrantiae Ces mss.
(an syn. = *Phlyctidium Saniculae* Wallr. fl. crypt. II. 419?)
Macula stromatica plerumque sterilis. Perithecia minutissima gregaria, diu reclusa; discus pallidus. Asci cylindracei $27/500$ mill., sporis (octo?) sublunatis, immaturis 3-guttatis, maturis . . . , $6/500$ mill. longis.
Bugellae (Pedemont.), ad fol. languescientia Astrantiae majoris; m. Septbr. 1855. Cesati.

Fig. 21

Podospora Ces., Hedwigia **1**(15): 103, Tab. XIV, A, 1–11, 1856 [Rabenh., Klotzschii Herb. Viv. Mycol., Ed. Nova, Cent. 3: no. 259, 1856; Bot. Zeitung **14**: 429, 1856; Flora **39**: 376, 1856].

Notes: This genus was validly published in “Hedwigia **1**(15): 103, Tab. XIV, A, 1–11, 1856” with a description later added in Klotzschii Herb. Viv. Mycol., Ed. Nova, 259 (fig. 22).

259. Podospora fimicola Ces. in Hedwigia N. 15. Tab. 13.
Podospora. Gen. nov.
Pyrenium liberum, submembranaceum, apice poro minutissimo pertuso. Nucleus gelatinosus pallide coloratus. Paraphyses numerosissimae flaccidae, gelatinosae, ramosae. Asci cylindracei, octospori, cito evanidi. Sporae simplices, pedicellatae, continuae, episporio crasso subdiaphano, demum a nucleis opaco atrobrunneo infarciendi non distinguendo.
Genus ex sporum indole forte *Massariis* approximandum, certe *Schizothecio* (Cda. Icon. fung. II. p. 29. tab. XIII. fig. 105; eiusd. Anleit. p. XCII. et 147. tab. F. 60. fig. 7–10.) respondens in speciminibus exoletis observato, hinc imperfecte condito. Qui specimina iconemque nostram cum descriptione figurisque *Cordianis* comparabit, de identitate fungi vix dubitabit. Et cum jam *Friesius* nomen jam alienae stirpi impositum (*Schizothecium* Fenzl) mutandum esse observavisset, nostrum bono animo proponimus eo magis, quod character, quo illud innitebatur, e fallaci observatione depromptus sit, quamobrem neque alterum ab ill. Mycologo Upsalensi seorsim commendatum — *Pleurae* — recipiendum esse censuimus. (Confer. Fr. sum. veg. p. 418.)
Podospora fimicola. Nob. = *Schizothecium fimicolum* Corda l. c.
Perithecia s. *pyrenia* conica, pilis canescentibus sub lente articulatis arrectis obsita, nigrescentia, apice interdum obliquo minute pertusa, nisi senio e latere fissa; nunc solitaria, nunc gregaria, passim *Sphaeriae fimeti* et *Sporormiae* adsociata. Paraphyses copiosissimae, ramosae, gelatinosae hinc singulis filis minus discernendis. Asci filiformi primitus dein cylindracei, tenues et cito evanidi. Sporae immaturae semi-pellucida materia granulosa repletae guttula centrali sphaerica; semi-maturae olivaceae, episporio crasso jam distincto, sensim in caudam attenuatae; maturae ovaes utrinque rotundatae, atrobrunneae, opacae, pedicello tenui, pellucido ad apicem incrassato (illius *Phragmidiorum* more) sporam superante. Sporae long. sine pedicello = $23/500$ mill.; pedicelli = $26-30/500$ mill.
Primum in *Brixiae* collibus mense Novemb. 1847, nunc elapso Septembri (1855) in montibus *Bugellensibus* (Pedemont), unde haec specimina retuli, non infrequentem legi memoabilem Mycetem, ad fimum vaccinum imo recentiore, qui planitiem fugere videtur. Cesati.

Fig. 22

Podospora fimicola (Corda) Ces., Hedwigia **1**(15): 103, Tab. XIV, A, 1–11, 1856 [Rabenh., Klotzschii Herb. Viv. Mycol., Ed. Nova, Cent. 3: no. 259, 1856; Bot. Zeitung **14**: 429, 1856; Flora **39**: 376, 1856].

≡ *Schizothecium fimicola* Corda [as “*fimicolum*”], Icon. fung. (Prague) **2**: 29, 1838.

Notes: The combination *P. fimicola* was first validly published in “Hedwigia **1**(15): 103, Tab. XIV, A, 1–11, 1856”.

Depazea palustris Ces., in Rabenh., Klotzschii Herb. Viv. Mycol., Ed. Nova, Cent. 3: no. 266, 1856 [Bot. Zeitung **14**: 445, 1856; Flora **39**: 376, 1856].

Notes: This species has been validly published with a description in Klotzschii Herb. Viv. Mycol., Ed. Nova, 266 (fig. 23).

266. Depazea palustris Ces.
Sporae aciculares utrinque acutae hyalinae, $\frac{32}{500}$ mill. longae.
Vercellis, exeunte Augusto ad folia radicalia Compositae (Hieracii?) ejusdam, quam determinare nequivi quia post reditum meum pluviis omnia inundata erant.
Cesati.

Fig. 23

Hirudinaria Ces., Hedwigia **1**(15): 104, Tab. XIV, G, 1–3, 1856 [in Rabenh., Klotzschii Herb. Viv. Mycol., Ed. Nova, Cent. 3: no. 269, 1856; Bot. Zeitung **14**: 445, 1856; Flora **39**: 377, 1856].

Notes: This genus was validly published in “Hedwigia **1**(15): 104, Tab. XIV, G, 1–3, 1856. A description was later added in Klotzschii Herb. Viv. Mycol., Ed. Nova, 269.

Hirudinaria macrocarpa Ces., Hedwigia **1**(15): 104, Tab. XIV, G, 1–2, 1856 [in Rabenh., Klotzschii Herb. Viv. Mycol., Ed. Nova, Cent. 3: no. 269, 1856; Bot. Zeitung **14**: 445, 1856; Flora **39**: 377, 1856, as *H. macrospora*].

Notes: This species was first validly published in Hedwigia **1**(15): 104, Tab. XIV, G, 1–2, 1856. Later a description was added in Klotzschii Herb. Viv. Mycol., Ed. Nova, 269. The name *H. macrospora* used in Rabenh., Klotzschii Herb. Viv. Mycol., Ed. Nova, Cent. 3: no. 269, 1856, Bot. Zeitung **14**: 445, 1856, and Flora **39**: 377, 1856 seems to be an alternative name for *H. macrocarpa*.

Hirudinaria mespili Ces., Hedwigia **1**(15): 104, Tab. XIV, G, 3, 1856 [in Rabenh., Klotzschii Herb. Viv. Mycol., Ed. Nova, Cent. 3: no. 269, 1856; Bot. Zeitung **14**: 445, 1856; Flora **39**: 377, 1856].

Notes: This species was validly published in Hedwigia **1**(15): 104, Tab. XIV, G, 3, 1856. Later a description was added in Klotzschii Herb. Viv. Mycol., Ed. Nova, 269.

Oidium monilioides f. *leonuri* Rabenh., Klotzschii Herb. Viv. Mycol., Ed. Nova, Cent. 3: no. 272, 1856; Bot. Zeitung **14**: 446, 1856; Flora **39**: 377, 1856

= *Neoerysiphe galeopsidis* (DC.) U. Braun, Schlechtendalia **3**: 50, 1999.

Notes: This is a valid taxon published as substrate forma (fig. 24)

272. Oidium Monilioides L. form. Leonuri.
Prope Pillnitz ad Dresdam, autumnno 1855. L. R.

Fig. 24

Zygodesmus tristis Ces., in Rabenh., Klotzschii Herb. Viv. Mycol., Ed. Nova, Cent. 3: no. 274, 1856 [Bot. Zeitung **14**: 446, 1856; Flora **39**: 377, 1856].

Notes: This species was validly published with a description in Klotzschii Herb. Viv. Mycol., Ed. Nova, 274 (fig. 25).

274. *Zygodermus tristis* Ces. Mspt. et specim. sicc. ad amicos.

Hyphae rufulae passim, plerumque cinerascenti-vel subviolaceo-umbrinae in pelliculam tenuem diffusam implexae, terram argillosam vel subretaceam sterilescentem in lateribus viarum cavarum obtegunt. Sporae, ut moris in genere, muricatae hypharum diametrum aequant, numerosissimae. Genicula characteristica generis parciora parceque prominula.

Primo detexi M. Novembr. 1851. in via montana qua Augusta Taurinorum ad Basilicam Supergae ascenditur; nuper M. Octbr. (1855) ad pagum Monale (Montisferr.) in pineto legi. Cesati.

Fig. 25

Phragmidium fragariae (Rabenh.) Rossmann, in Rabenh., Klotzschii Herb. Viv. Mycol., Ed. Nova, Cent. 3: no. 281, 1856 [Bot. Zeitung **14**: 446, 1856; Flora **39**: 378, 1856].

≡ *Uredo fragariae* Rabenh., Deutschl. Krypt.-Fl. **1** (Pilze): 12, Leipzig 1844 [neotype (designated here, MycoBank, MBT383656), Germany, near Giessen, forest, Linder Mark, on *Potentilla sterilis* (as "*Fragaria vesca*"), July, J. Rossmann [Rabenh., Klotzschii Herb. Viv. Mycol., Ed. Nova, Cent. 3: no. 281] (HAL, s.n.).

≡ *Epitea fragariae* (Rabenh.) G.H. Otth, Mitt. Naturf. Ges. Bern **531-552**: 87, ["1863"] 1864.

Notes: Rossmann (l.c.) cited and discussed *Uredo fragariae* Rabenh., which is the basionym of *Phragmidium fragariae* (Rabenh.) Rossmann (fig. 26). Rabenhorst (l.c.) described *Uredo fragariae* on "*Fragaria vesca*" (host identity unclear and doubtful). The leaves distributed in Klotzschii Herb. Viv. Mycol., Ed. Nova, no. 281 belong to *Potentilla sterilis*. Hence, it can be assumed that *Uredo fragariae* is very probably a synonym of a species currently referred to as *Phragmidium fragariae* (DC.) G. Winter (since type material of Rabenhorst's *Uredo fragariae* is not preserved, I propose to neotypify this species with the material distributed in Rabenh., Klotzschii Herb. Viv. Mycol., Ed. Nova, no. 281 in order to determine the application of this name and Rossmann's combination). The combination *Phragmidium fragariae* (Rabenh.) Rossmann is valid, hence *Phragmidium fragariae* (DC.) G. Winter is an illegitimate name (homonym). Therefore, the correct name for this species is now *Phragmidium fragariae* (DC.) G. Winter [to maintain the name *Phragmidium fragariae* (DC.) G. Winter a proposal to reject the name *Phragmidium fragariae* (Rabenh.) Rossmann would be necessary]:

Phragmidium fragariae (DC.) J. Schröt., in Cohn, Krypt.-Fl. Schlesien (Breslau) **3.1**(17–24): 351, 1887.

≡ *Puccinia fragariae* DC., in de Candolle & Lamarck, Fl. franç., Edn 3 (Paris) **5/6**: 55, 1815.

= *Puccinia fragariae* DC., Encycl. Méth. Bot. **8**: 244, 1808.

≡ *Phragmidium fragariae* (DC.) G. Winter, in Rabenh., Krypt.-Fl., Zweite Aufl., Band 1, Lief. 4: 228, 1881, nom. illeg. (Art. 53.1), non Rossmann 1856.

= *Uredo fragariae* Rabenh., Deutschl. Krypt.-Fl. **1** (Pilze): 12, Leipzig 1844.

≡ *Phragmidium fragariae* (Rabenh.) Rossmann, in Rabenh., Klotzschii Herb. Viv. Mycol., Ed. Nova, Cent. 3: no. 281, 1856.

≡ *Epitea fragariae* (Rabenh.) G.H. Otth, Mitt. Naturf. Ges. Bern **531-552**: 87, ["1863"] 1864.

= *Lecythea potentillarum* Lév., Ann. Sci. Nat., Bot., Sér. 3, **8**: 374, 1847.

= *Phragmidium granulatum* Fuckel, Jahrb. Nassauischen Ver. Naturk. **23-24**: 46, 1870.

The name *Phragmidium obtusum*, sometimes reduced to synonymy with *Phragmidium fragariae*, was occasionally ascribed to G. Winter (Winter 1880), although it is a combination based on *Uredo obtusa* F. Strauss, which was introduced by Winter (1880: 26) as "*Phragmidium obtusum* (Str.)". However, the name *Phragmidium obtusum* was already cited by Link (in Willdenow 1825: 84) and Tulasne (1854: 147 and 148). Link (l.c.) referred to Kunze & Schmidt, Deutschl. Schwämme no. 120, and Tulasne (l.c.) as well as Winter (l.c.) cited no 312 of this exsiccata.

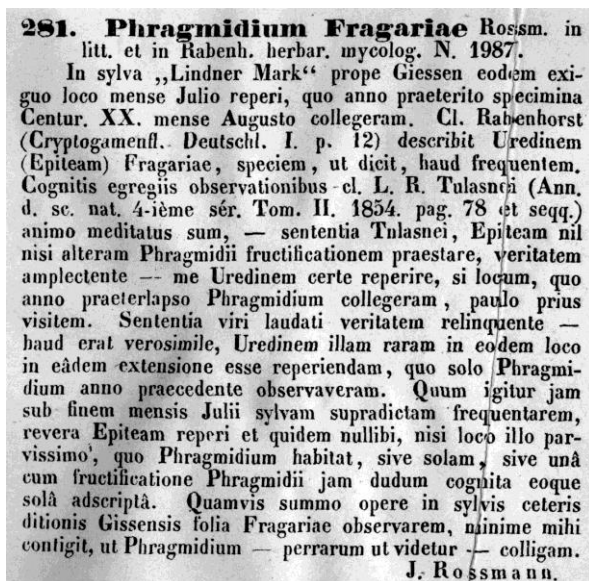


Fig. 26

The first introduction of *Phragmidium obtusum*, based on *Uredo obtusa*, is attributable to Kunze & Schmidt, Deutschl. Schwämme 120 issued in 1816 (fig. 27). However, Strauss (1810: 107) cited *Puccinia potentillae* Pers. (non *Uredo potentillae* Schumach. 1803) as basionym for *Uredo obtusa*, i.e., the latter name is a nom. nov. for *Puccinia potentillae* in *Uredo* and a synonym of *Phragmidium potentillae* (Pers.) P. Karst. Schmidt & Kunze (l.c.) used the new name *Uredo obtusa*, proposed by Strauss (l.c.), but they failed to introduce the correct combination *Phragmidium potentilla*, based on the older valid name *Puccinia potentillae*, although they cited the latter name as synonym:

- Phragmidium potentillae* (Pers.) P. Karst., Bidr. Känn. Finl. Nat. Folk 31: 49, 1878.
- ≡ *Puccinia potentillae* Pers., Syn. meth. fung. (Göttingen) 1: 229, 1801, non *Uredo potentillae* Schumach., 1803.
- ≡ *Uredo obtusa* F. Strauss, Ann. Wetter. Ges. Gesamnte Naturk. 2: 107, [“1810”] 1811, non *Uredo potentillae* Schumach. 1803.
- ≡ *Phragmidium obtusum* (F. Strauss) J.C. Schmidt & Kunze, Deutschl. Schwämme, Fünfte Lieferung: 5, 1816, nom. illeg. (Art. 52.1).

*CXX. *Phragmidium obtusum*: sporidiis obtusis septulis tribus, pedicello attenuato. Aegma obtusata E. Fries. Obs. myc. I. p. 226.
Uredo obtusa v. Strauss l. c. p. 107. Puccia. Potentillae Pers.
 Syn. fungor. p. 229. de Lam. et de Cand. Syn. fl. Gall. p. 44.
 In variis Potentillis, praesertim P. argentea L. et impolita
 Wahlbg. Autumnalis.

Fig. 27 (Schmidt & Kunze, Deutschl. Schwämme, Fünfte Lieferung: 5, 1816)

Aegma obtusatum is another species previously reduced to synonymy with *Phragmidium fragariae*. Fries (1832) introduced the name *Aegma obtusatum* and cited *Puccinia potentillae*, *P. fragariastris*, and *Uredo obtusa* as synonyms, hence, *Aegma obtusatum* being a superfluous name since the included name *Puccinia potentillae* ought to have been adopted. Later, Fries (1849) reduced *Aegma* to synonymy with *Phragmidium* and introduced *Phragmidium obtusatum*, referring to his illegitimate *Aegma obtusatum*:

Aegma obtusatum Fr. [as “obtusata”], Syst. mycol. (Lundae) 3(2): 497, 1832, nom. illeg. (Art. 52.1).

- ≡ *Phragmidium obtusatum* (Fr.) Fr., Summa veg. Scand., Sectio Post. (Stockholm): 507, 1849.

Capitularia myelospora Ces., in Rabenh., Klotzschii Herb. Viv. Mycol., Ed. Nova, Cent. 3: no. 283, 1856 [Bot. Zeitung **14**: 446, 1856; Flora **39**: 378, 1856].

= *Uromyces behenis* (DC.) Unger, Einfl. Boden. Verth. Gew.: 216, 1836.

Notes: This is a validly published species with a description in Klotzschii Herb. Viv. Mycol., Ed. Nova, 283 (fig. 28).

283. Capitularia myelospora Ces.

Sporis irregularibus, plerumque obovatis, apice intensius colorato, nucleo minute granuloso (nec guttula oleosa constituto), pedicello sat tenui $2\frac{1}{2}$ –3 spor. longit. — Sporae (sine pedic.) 14 $16/500$ mill. long. Bugellae (Pedemont.); m. Sept. 1855, ad Silen. inflatam Aecidio consociata. Cesa ti.

Fig. 28

Roestelia cancellata f. *spermatigera* Bail, in Rabenh., Klotzschii Herb. Viv. Mycol., Ed. Nova, Cent. 3: no. 285, 1856 [Bot. Zeitung **14**: 447, 1856; Flora **39**: 378, 1856].

Notes: This is a valid forma published in Klotzschii Herb. Viv. Mycol., Ed. Nova, 285 (fig. 29).

285. Roestelia cancellata forma spermatigera.

Legi m. August 1855 in horto botanico Vratislaviensi, ubi tanta erat ejus multitudo vix ut uni Pyrorum folio deesset. Concluseram ex hoc, fore, ut etiam forma sporigera hoc ipso anno frequentissima esset, id quod revera contigisse posterius ab amicis certior factus sum. Ceterum jam formae sporigerae primordia in tergo foliorum communicatorum observari possunt. Th. Bail.

Fig. 29

Cent. 4

Cenangium umbellatarum Ces., in Rabenh., Klotzschii Herb. Viv. Mycol., Ed. Nova, Cent. 4: no. 312, 1857 [Bot. Zeitung **15**: 93, 1857; Flora **40**: 133, 1857].

≡ *Pyrenopeziza umbellatarum* (Ces.) Rehm, Ber. Bayer. Bot. Ges. **13**: 175, 1912.

Notes: This is a valid species published with a description in Klotzschii Herb. Viv. Mycol., Ed. Nova, 312 (fig. 30).

Rabenhorst, Herb. mycologicum. Ed. II.

312. Cenangium umbellatarum.

Ces. hb. et mss.

Primitus stictidiforme, immersum, pulverulentum; mox reclusum, limbo dentato s. lacero; disco primum luteo v. fuscello, demum fusco v. badio. Asci e subuloso clavati tenues dense stipati, $22/500$ mill. longi, paraphysibus parvis rigidulis filiformibus aequilongis intermixtis. Sporae minutae, $3-4/500$ mill., ovals, obtusae, 1-septatae?

Prima vice jam ao. 1850 singula individua notabilis fungilli mihi occurrebant Vercellis mense Julii in caulibus Oreoselini; frustra annue perlustravi millenas Umbellatae nunc dictae stirpes. Nuperrime tandem in asperis pagi Santhia (ditionis Vercellensis) caules exsiccatos Eryngii vulgaris fungo nostro oblectos vidi, qui hic exhibentur.

De genere forsitan contendendum foret. Erunt forsitan qui Cryptodiscum mycetem nostrum appellare maluerint, cum beatus Corda Cenangii sporas nisi simplices tribuat. Sed, et si septatae confirmentur in fungillo hic praebito, et Friesii animadversiones ad Stictis characteres (cui Cryptodiscum revocat) et erga Cryptodisci denominationem, pro Umbellifera quodam jam usurpato, spernere nollem (cfr. Summa veget. Scand. pag. 373, et 428 ad N. IV).

Santhia (dit. Vercell. in Pedem) die 7. Jun. 1856.

Cesa ti.

Fig. 30

Peronospora grisea Unger var. *minor* Casp., in Rabenh., Klotzschii Herb. Viv. Mycol., Ed. Nova, Cent. 4: no. 323, 1857 [Bot. Zeitung **15**: 94, 1857; Flora **40**: 133, 1857].

Notes: This is a valid variety published in Klotzschii Herb. Viv. Mycol., Ed. Nova, 323 (fig. 31). This variety was assigned to *Peronospora grisea*. This species name has to be ascribed to Unger. It was originally based on *Botrytis grisea* Unger, 1833, but this name is an illegitimate

homonym of *Botrytis grisea* (Link : Fr.) Duby, 1830, i.e., the citation as “*Peronospora grisea* (Unger) Unger” as stated in Constantinescu (1991: 45) is not correct and has to be altered to: *Peronospora grisea* Unger, Bot. Zeitung 5(18): 315, 1847.
 = *Botrytis grisea* Unger, Die Exantheme der Pflanzen: 172, 1833, nom. illeg. (Art. 53.1).

Rabenhorst, Herb. mycologicum. Ed. II.
323. *Peronospora grisea* Unger bot. Zeit.
 1847. p. 315.
b) minor Casp. Mspt.
Peronospora Papaveris Tulasne Compt. rend. XXXVIII. p. 26.
 In *Papaveris Rhoeadis* foliis et caulibus, Bonnae, in
 agris, Junio 1856 leg. Caspary.
 Obs. A Peron. effusa Rabenh. nil nisi colore cinerascen-
 te in speciminibus recentibus differt, in siccis vix ulla
 differentia.

Fig. 31

Peronospora lamii A. Braun, in Rabenh., Klotzschii Herb. Viv. Mycol., Ed. Nova, Cent. 4: no. 325, 1857 [Bot. Zeitung 15: 94, 1857; Flora 40: 133, 1857].

Notes: This is a valid species published with a description in Klotzschii Herb. Viv. Mycol., Ed. Nova, 325 (fig. 32).

Rabenhorst, Herb. mycologicum. Ed. II.
325. *Peronospora Lamii* A. Braun
 caespitibus laxiusculis, maculatum effusis, glomeruloso-inter-
 ruptis, cinereo-fusciscentibus; floccis $\frac{1}{10}$ - $\frac{1}{6}$ altis, quin-
 quies-sexies subaequaliter dichotomis; stipitibus partem ra-
 mosam longitudine vix aequantibus vel brevioribus, basi
 $\frac{1}{250}$ - $\frac{1}{300}$ crassis; ramis divergentibus, modice elongatis;
 ramellis ultimis gracilibus, passim recurvatis, $\frac{1}{750}$ - $\frac{1}{800}$
 crassis; acrosporis subglobosis, demum ovatis vel ellipticis,
 $\frac{1}{100}$ - $\frac{1}{80}$ longis, $\frac{1}{150}$ - $\frac{1}{110}$ crassis, intus granulis
 dilutissime fusciscentibus faretis.
 In *Lamii* purpurei foliis vivis, paginam inferio-
 rem maculis plus minusve expansis et saepe confluentibus
 obducens, quae maculae in pagina superiore folii sordide
 flavescunt et demum fusciscent. Specimina legi Berolini
 majo 1856. A. Braun.

Fig. 32

Cylindrosporium phaseoli Rabenh. (as “*Cylindrospora*”), Klotzschii Herb. Viv. Mycol., Ed. Nova, Cent. 4: no. 327, 1857 [Bot. Zeitung 15: 94, 1857; Flora 40: 134, 1857], nom. nud.

Torula pinophila (Nees) Chevall. var. *ericicola* Rabenh. (as “*ericaecola*”), Klotzschii Herb. Viv. Mycol., Ed. Nova, Cent. 4: no. 331b, 1857 [Bot. Zeitung 15: 94, 1857; Flora 40: 134, 1857], nom. nud.

Helminthosporium gramineum Rabenh., Klotzschii Herb. Viv. Mycol., Ed. Nova, Cent. 4: no. 332, 1857 [Bot. Zeitung 15: 94, 1857; Flora 40: 134, 1857].

Notes: This is a valid species published with a diagnosis on the label of Klotzschii Herb. Viv. Mycol., Ed. Nova, 332 (fig. 33).

Rabenhorst, Herb. mycologicum. Ed. II.
332. *Helminthosporium gramineum*
 Rabenh. Mspt. (n. sp.)
 H. gracili Wallr. Flor. cr. p. 164. affinis, diff. spor.
 solitariis elongato-cylindraceis 3-6 septatis.
 Poppelsdorf pr. Bonnam, in fol. Hordei vulgaris,
 quae ad tempus florendi omnino destruuntur, Junio 1856
 leg. R Caspary.

Fig. 33

Puccinia alliorum (DC.) Casp., in Rabenh., Klotzschii Herb. Viv. Mycol., Ed. Nova, Cent. 4: no. 351, 1857 [Bot. Zeitung 15: 95, 1857; Flora 40: 134, 1857], nom. illeg. (Art. 53.1), non Corda, 1840.

≡ *Uredo alliorum* DC., in de Candolle & Lamarck, Fl. franç., Edn 3 (Paris) **5/6**: 82, 1815.

Uromyces apiculatus (F. Strauss) Rabenh., Klotzschii Herb. Viv. Mycol., Ed. Nova, Cent. 4: no. 362, 1857 [Bot. Zeitung **15**: 95, 1857; Flora **40**: 135, 1857].

≡ *Uredo apiculata* F. Strauss, Ann. Wetter. Gesellsch. Ges. Naturk. **2**: 97 [“1810”] 1811.

Notes: This combination was validly published on the label of Klotzschii Herb. Viv. Mycol., Ed. Nova, 362 (fig. 34). Var. *trifolii* (no. 36), var. *pisi-sativi* (no. 363), and var. *phaseoli* (no. 364) are nomina nuda.

Rabenhorst, Herb. mycologicum. Ed. II.
362. Uromyces apiculata Strauss
var. Trifolii.
 In fol. Trifolii arvensis ubique.

Fig. 34

Uromyces muricella (Wallr.) Rabenh., Klotzschii Herb. Viv. Mycol., Ed. Nova, Cent. 4: no. 366, 1857 [Bot. Zeitung **15**: 95, 1857; Flora **40**: 135, 1857].

≡ *Erysibe muricella* Wallr., Fl. crypt. Germ. (Norimbergae) **2**: 208, 1833.

≡ *Uredo muricella* (Wallr.) Rabenh., Deutschl. Krypt.-Fl. (Leipzig) **1**: 6, 1844.

Notes: This combination was validly published on the label of Klotzschii Herb. Viv. Mycol., Ed. Nova, 366 (fig. 35).

Rabenhorst, Herb. mycologicum. Ed. II.
366. Uromyces muricella Wallr.
var. Oreoselini Str.
 Rabenh. Handb. I. p. 6.
 Vercellis, vere leg. Al. Malinverni.

Fig. 35

Uromyces muricella (Wallr.) Rabenh. var. *oreoselini* (F. Strauss) Rabenh., Klotzschii Herb. Viv. Mycol., Ed. Nova, Cent. 4: no. 366, 1857 [Bot. Zeitung **15**: 95, 1857; Flora **40**: 135, 1857].

≡ *Uredo oreoselini* F. Strauss, Ann. Wetter. Gesellsch. Ges. Naturk. **2**: 87, [“1810”] 1811.

Notes: This combination was published on the label of Klotzschii Herb. Viv. Mycol., Ed. Nova, 366 (fig. 35).

Aecidium compositarum Mart. var. *lapsanae* Rabenh., Klotzschii Herb. Viv. Mycol., Ed. Nova, Cent. 4: no. 370, 1857 [Bot. Zeitung **15**: 95, 1857; Flora **40**: 135, 1857], nom. nud.

Coleosporium senecionis (Schumach.) Rabenh., Klotzschii Herb. Viv. Mycol., Ed. Nova, Cent. 4: no. 379, 1857 [Bot. Zeitung **15**: 95, 1857; Flora **40**: 135, 1857].

≡ *Uredo senecionis* Schumach., Enum. Pl. **2**: 229, 1803.

≡ *Caeoma senecionis* (Schumach.) Schltld., Fl. berol. (Berlin) **2**: 119, 1824.

= *Uredo farinosa* β *senecionis* Pers., Syn. meth. fung. (Göttingen) **1**: 218, 1801.

≡ *Coleosporium senecionis* (Pers.) Fr., Fl. Crypt. Flandres (Paris) **2**: 53, 1867, nom. illeg. (Art. 53.1), non (Schumach.) Rabenh., 1857.

Notes: This is a valid combination published on the label of Klotzschii Herb. Viv. Mycol., Ed. Nova, 379 (fig. 36). Rabenhorst (l.c.) cited “Schlecht.” as author of the basionym, which refers to *Caeoma senecionis* (Schumach.) Schltld., based on *Uredo senecionis* Schumach.

Rabenhorst, Herb. mycologicum. Ed. II.
379. Coleosporium Senecionis (Schlecht.)
 Uredo Senecionis Rabenh. Handb. I. p. 12. Herb.
 mycol. ed. I. N. 286.
 In fol. Senecionis sylvaticae ad Schluckenau (Bohemiae),
 Jolio 1856. leg. Karl.

Fig. 36

Epitea longicapsula (DC.) Rabenh., Klotzschii Herb. Viv. Mycol., Ed. Nova, Cent. 4: no. 384, 1857 [Bot. Zeitung **15**: 95, 1857; Flora **40**: 135, 1857].

≡ *Uredo longicapsula* DC., Fl. franç., Edn 3 (Paris) **2**: 233, 1805.

Notes: This is a valid combination published on the label of Klotzschii Herb. Viv. Mycol., Ed. Nova, 384 (fig. 37).

Rabenhorst, Herb. mycologicum. Ed. II.
384. Epitea longicapsula De C.
b) Betulae.
 Uredo populina b. Betulae Rabenh. Handb. I. p. 9.
 Herb. mycol. ed. I. 104.
 In Betulae foliorum pagina inferiore, pr. Altdoebern
 Lusatiae infer. leg. Holla.

Fig. 37

Uredo leguminosarum Link var. *medicaginis* Rabenh., Klotzschii Herb. Viv. Mycol., Ed. Nova, Cent. 4: no. 386, 1857 [Bot. Zeitung **15**: 95, 1857; Flora **40**: 135, 1857], nom. nud.

Uredo falcariae (DC.) Rabenh., Klotzschii Herb. Viv. Mycol., Ed. Nova, Cent. 4: no. 390, 1857 [Bot. Zeitung **15**: 96, 1857; Flora **40**: 135, 1857], nom. illeg. (Art. 53.1), non Spreng., 1827 (fig. 38).

≡ *Aecidium falcariae* DC., in de Candolle & Lamarck, Fl. franç., Edn 3 (Paris) **5/6**: 91, 1815.

Rabenhorst, Herb. mycologicum. Ed. II.
390 Uredo Falcariae (De C.)
 In Falcaria Riv. pr. Würzburg leg. Steudner.

Fig. 38

Podocystis lini (DC.) Rabenh., Klotzschii Herb. Viv. Mycol., Ed. Nova, Cent. 4: no. 391, 1857 [Bot. Zeitung **15**: 96, 1857; Flora **40**: 135, 1857], nom. illeg. (Art. 53.1), non (Ehrenb.) Fr. 1849 (fig. 39).

≡ *Uredo lini* DC., in Lamarck & de Candolle, Fl. franç., Edn 3 (Paris) **2**: 234, 1805.

Rabenhorst, Herb. mycologicum. Ed. II.
391. Podocystis Lini De C.
 Uredo Lini De C. Rabenh. Handb. I. 8. Herb. mycol. N. 482.
 In Lino cathartico ubique frequens.

Fig. 39

Podocystis aecidioides (DC.) Rabenh., Klotzschii Herb. Viv. Mycol., Ed. Nova, Cent. 4: no. 392, 1857 [Bot. Zeitung **15**: 96, 1857; Flora **40**: 135, 1857].

≡ *Uredo aecidioides* DC., in Lamarck & de Candolle, Fl. franç., Edn 3 (Paris) **2**: 236, 1805.

≡ *Melampsora aecidioides* (DC.) J. Schröt., in Cohn, Krypt.-Fl. Schlesien (Breslau) **3.1**(17–24): 362 [“1889”] 1887.

Notes: This is a valid combination published on the label of Klotzschii Herb. Viv. Mycol., Ed. Nova, 392 (fig. 40).

Rabenhorst, Herb. mycologicum. Ed. II.
392. Podocystis aecidioides De C.
 Rabenh. Handb I. p. 9.
 In fol. Populi nigrae ad Driesen. L a s c h.

Fig. 40

Urocystis occulta (Wallr.) Rabenh., Klotzschii Herb. Viv. Mycol., Ed. Nova, Cent. 4: no. 393, 1857 [Bot. Zeitung **15**: 96, 1857; Flora **40**: 135, 1857].

≡ *Erysibe occulta* Wallr., Fl. crypt. Germ. (Norimbergae) **2**: 212, 1833.

≡ *Polycystis occulta* (Wallr.) Schltld., Bot. Zeitung **10**: 602, 1852.

≡ *Urocystis occulta* (Wallr.) A.A. Fisch. Waldh., Bull. Soc. Imp. Nat. Moscou **40**: 257, 1867, isonym.

Notes: This is a valid combination published on the label of Klotzschii Herb. Viv. Mycol., Ed. Nova, 393 (fig. 41).

Rabenhorst, Herb. mycologicum. Ed. II.
393. Urocystis occulta (Wallr.) Rabenh.
 Schlecht. in bot. Zeit. 1852. p. 601.
 Dresdae, ad Secales culmos vaginasque, haud infrequens.
 NB. Polycystis (Lev.) est Algarum genus! L. R.

Fig. 41

Ustilago destruens (Schldtl.) Rabenh., Klotzschii Herb. Viv. Mycol., Ed. Nova, Cent. 4: no. 400, 1857 [Bot. Zeitung 15: 96, 1857; Flora 40: 135, 1857].

≡ *Caeoma destruens* Schldtl., Fl. berol. (Berlin) 2: 130, 1824.

≡ *Sporisorium destruens* (Schldtl.) Vánky, Symb. Bot. Upsal. 24(2): 115, 1985.

Notes: This is a valid combination published on the label of Klotzschii Herb. Viv. Mycol., Ed. Nova, 400 (fig. 42).

Rabenhorst, Herb. mycologicum. Ed. II.
400. Ustilago destruens Schlecht.
 Rabenh. Handb. 1. p. 3. Herb. mycol. N. 82.
 In ovarii Panicis miliacei pr. Bunzlau leg. J. Kühn.

Fig. 42

Cent. 5

Agaricus elasticus Lasch, in Rabenh., Klotzschii Herb. Viv. Mycol., Ed. Nova, Cent. 5: no. 405, 1857 [Bot. Zeitung 15: 171, 1857; Flora 40: 135, 1857], nom. illeg. (Art. 53.1), non Bolton 1788 (fig. 43).

≡ *Collybia elastica* Sacc. (as "(Lasch) Sacc."), Syll. fung. (Abellini) 5: 212, 1887.

≡ *Flammulina elastica* (Sacc.) Redhead & R.H. Petersen, Mycotaxon 71: 293, 1999.

Rabenhorst, Herb. mycologicum. Ed. II.
405. Ag. elasticus nov. sp.
 A. velutipidi Curt. proximus, caespitosus, subcartilagineus, albus; pileo tenui-carnoso convexo obtuso viscoso, margine inflexo, lamellis arcuato-adnexis latis subdistantibus crassiusculis integerrimis, sporis oblongis albis, stipite fistuloso e ventricoso brevi dein elongato sulcato floccoso-puberulo pallescente, basi fusiformi-radicato. Ad radices putridas Salicis prope Driesen. Lasch.

Fig. 43

Sphaeronaema amenticola Ces. (as "amenticulum") in Rabenh., Klotzschii Herb. Viv. Mycol., Ed. Nova, Cent. 5: no. 440, 1857 [Bot. Zeitung 15: 173, 1857; Flora 40: 136, 1857].

≡ *Gnomonia amenticola* (Ces.) Přihoda, Česká Mykol. 10(2): 122, 1956.

Notes: This is a valid species published with a diagnosis on the label of Klotzschii Herb. Viv. Mycol., Ed. Nova, 440 (fig. 44).

Rabenhorst, Herb. mycologicum. Ed. II.
440. Sphaeronaema amenticulum Ces.
 Mspt.
 E fructificatione, etsi non sat evoluta, Sphaeriis adnumerare non potui; a Sph. pilifera adfinibusque pyreniis immersis discrepat. Forsan seriem adauget illarum quae Sphaeronaemata hinc et Ceratostomata, illinc Sphaerias Ceratostomas inter ambigunt.
 Verceillis: m. Aprilis ad amenta foem. Alni glutinosae dejecta. Cesati.

Fig. 44

Spilosphaeria Rabenh., Klotzschii Herb. Viv. Mycol., Ed. Nova, Cent. 5: no. 442a, 1857 [Bot. Zeitung **15**: 173, 1857; Flora **40**: 137, 1857].

Notes: The genus name *Spilosphaeria* was validly published in Klotzschii Herb. Viv. Mycol., Ed. Nova, 442a (fig. 45), with *Septoria polygonorum* Desm. as type species.

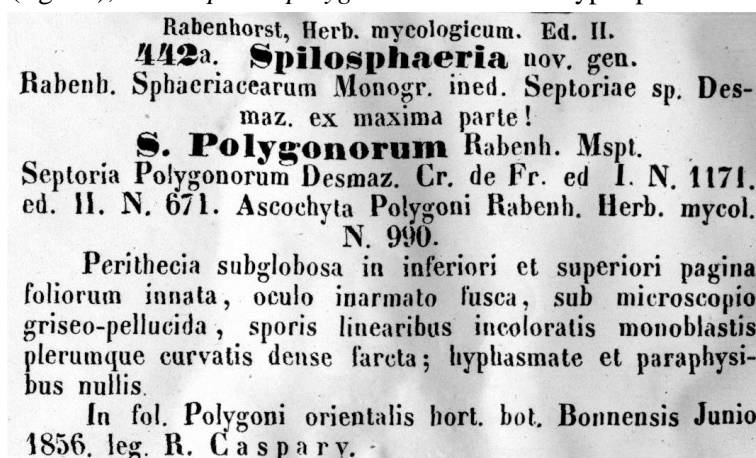


Fig. 45

Spilosphaeria polygonorum (Desm.) Rabenh., Klotzschii Herb. Viv. Mycol., Ed. Nova, Cent. 5: no. 442a, 1857 [Bot. Zeitung **15**: 173, 1857; Flora **40**: 137, 1857].

≡ *Septoria polygonorum* Desm., Ann. Sci. Nat., Bot., Sér. 2, **17**: 108, 1842.

Notes: This is a valid combination published on the label of Klotzschii Herb. Viv. Mycol., Ed. Nova, 442a (fig. 45).

Heterosphaeria patella (Tode) Grev. var. *campestris* (Fr.) Rabenh., Klotzschii Herb. Viv. Mycol., Ed. Nova, Cent. 5: no. 447, 1857 [Bot. Zeitung **15**: 173, 1857; Flora **40**: 137, 1857].

≡ *Phacidium patella* var. *campestre* Fr., Elench. fung. (Greifswald) **2**: 134, 1828.

Notes: This is a valid combination published on the label of Klotzschii Herb. Viv. Mycol., Ed. Nova, 447 (fig. 46).

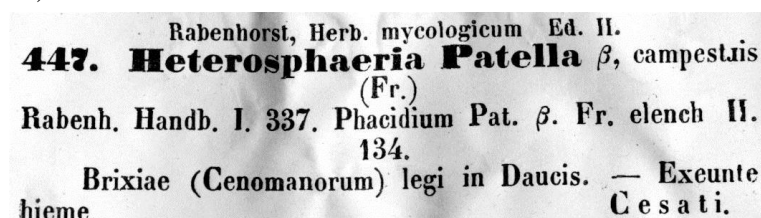


Fig. 46

Phyllosticta cornicola (DC.) Rabenh., Klotzschii Herb. Viv. Mycol., Ed. Nova, Cent. 5: no. 454, 1857 [Bot. Zeitung **15**: 173, 1857; Flora **40**: 137, 1857].

≡ *Sphaeria lichenoides* Sowerby var. *cornicola* DC., in de Candolle & Lamarck, Fl. franç., Edn 3 (Paris) **5/6**: 148, 1815.

≡ *Septoria cornicola* (DC.) Desm., Index Generum, Specierum et Synonymorum in J.B.H.J. Desmazières, Plantes Cryptogams de France. Edit. 1, Ser. 1, Fasc. I-XLIV, 1825-1851. Edit. II, Ser. 1, Fasc. I-XXXVII, 1836-1851 (Lille [Leleux]): 24, 1851.

Notes: This is a valid combination published on the label of Klotzschii Herb. Viv. Mycol., Ed. Nova, 454 (fig. 47).

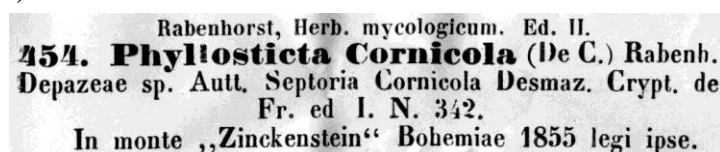


Fig. 47

Peronospora affinis Rossmann, in Rabenh., Klotzschii Herb. Viv. Mycol., Ed. Nova, Cent. 5: no. 489, 1857 [Bot. Zeitung **15**: 174, 1857; Flora **40**: 138, 1857].

Notes: This is a valid species published with a description on the label of Klotzschii Herb. Viv. Mycol., Ed. Nova, 489 (fig. 48).

Rabenh., Herb. mycologicum. Ed. II.
489. Peronospora affinis Rossm. mscr.
 Caespitibus griseo-albidis; stipitibus gracilibus, erectis, $\frac{1}{9}$ ''— $\frac{1}{5}$ '' altis, ter-quater dichotome ramosis; ramellis ultimi ordinis curvatis, altero saepius plus minus retroflexo; acrosporis ovalibus, granulis griseis repletis. $\frac{1}{137}$ ''— $\frac{1}{108}$ '' latis et $\frac{1}{108}$ ''— $\frac{1}{91}$ '' longis.
 Peronosporae effusae (Rabenh. in Klotzsch. herb. mycol. Nr. 1880; Caspary in Monatsber. d. Kgl. Gr. Akad. d. W. zu Berlin, Mai 1855 p. 329; Flora 1855 p. 487) arete affinis colore albido-griseo, non violaceo-griseo et acrosporis latoribus differt. A Peronospora Alsinearum Casp. l. c. amplius recedit ramellis ultimi ordinis haud admodum elongatis et acrosporis minoribus.
 Habitat in foliis Fumariae officinalis, paginam inferiorem omnino obducens. Folia aegrotata colore flavescente, denique nigrescente jam procul distinguuntur.
 Legi prope Giessen, Junio 1856. J. Rossmann.

Fig. 48

Peronospora effusa (Gev.) Rabenh. var. *intermedia* Casp., in Rabenh., Klotzschii Herb. Viv. Mycol., Ed. Nova, Cent. 5: no. 490, 1857 [Bot. Zeitung **15**: 174, 1857; Flora **40**: 138, 1857].

= *Botrytis viciae* Berk., J. Hort. Soc., London **1**: 31, 1846.

≡ *Peronospora viciae* (Berk.) Casp., Ber. Bekanntm. Verhandl. Königlich Preuss. Akad. Wissensch. Berlin **3**: 330, 1855.

= *Peronospora viciae-sativae* Gäum., Beitr. Kryptfl. Schweiz **5**(4): 219, 1923.

Notes: This is a valid variety published with a description on the label of Klotzschii Herb. Viv. Mycol., Ed. Nova, 490 (fig. 49). The type host ("Vicia") is *V. sativa* subsp. *nigra* (= *V. angustifolia*). The material deposited at HAL has been examined and the synonymy with *P. viciae* has been confirmed.

Rabenh., Herb. mycologicum. Ed. II.
490. Peronospora effusa Rabenh.
 c) var. *intermedia*.
 Floccis oculo nudo (etiam in statu sicco) violaceo-griseis, stipitibus $\frac{1}{6}$ ''— $\frac{1}{4}$ '' par. duodec. altis, ramosis, ordinibus ramorum 3—4, ramellis ultimorum ordinum subrectis, saepius divaricatis, ramellis penultimorum ordinum dichotome divisus; acrosporis $\frac{1}{100}$ ''— $\frac{1}{81}$ '' longis, $\frac{1}{138}$ ''— $\frac{1}{125}$ '' latis.
 In foliis, petiolis, caulibus Viciae pr. Bonnam leg. J. Kühn.
 Botrytis Viciae Berkeley (Trans. Lond. hort. coc. 1846. I. p. 31. Tab. 4. fig. 23) differt a Per. eff. c) *intermedia* colore niveo.
 R. Caspary.

Fig. 49

Oidium fusisporioides Fr. var. *glechomatis* Rabenh., Klotzschii Herb. Viv. Mycol., Ed. Nova, Cent. 5: no. 491, 1857 [Bot. Zeitung **15**: 174, 1857; Flora **40**: 138, 1857].

≡ *Fusisporium calceum* Desm., Ann. Sci. Nat., Bot., Sér. 2, **17**: 95, 1842.

= *Ramularia calcea* Ces., in Rabenh., Klotzschii Herb. Viv. Mycol., Cent. 17: no. 1681, 1852.

Notes: Rabenhorst introduced "var. *glechomatis*" without description/diagnosis, but cited *Fusisporium calceum* as synonym (fig. 50). Therefore, var. *glechomatis* represents a new name introduced at variety rank and is a homotypic synonym of *Fusisporium calceum*. *Ramularia calcea* (l.c.) was introduced by Cesati without any reference to *Fusisporium calceum*.

Rabenhorst, Herb. mycologicum. Ed. II.
491. Oidium fusisporioides Fr.
 var. *Glechomatis* Rabenh. Mspt.
Fusisporium calceum Desmaz. Crypt. de Fr. ed. I. N. 1151.
 In foliis *Glechomatis hederaceae* pr. Doërnitz leg.
 Fiedler.

Fig. 50

Oidium fusisporioides Fr. var. *lamii* Rabenh., Klotzschii Herb. Viv. Mycol., Ed. Nova, Cent. 5: no. 492, 1857 [Bot. Zeitung **15**: 174, 1857; Flora **40**: 138, 1857], nom. nud.

Melampsora salicinum (Pers. ex DC.) Rabenh., Klotzschii Herb. Viv. Mycol., Ed. Nova, Cent. 5: no. 494, 1857 [Bot. Zeitung **15**: 174, 1857; Flora **40**: 138, 1857].

= *Sclerotium salicinum* Pers. ex DC., in de Candolle & Lamarck, Fl. franç., Edn 3 (Paris) **5/6**: 114, 1815.

Notes: This is a valid combination published on the label of Klotzschii Herb. Viv. Mycol., Ed. Nova, 494 (fig. 51).

Rabenhorst, Herb. mycologicum. Ed. II.
494. Melampsora salicinum (Pers.)
Sclerotium salicinum Pers. Rabenh. Herb. mycol. ed. I.
 N. 1476. Desm. Crypt. de Fr. ed. I, N. 33. ed. II. N. 953.
 Dresdae, in foliis *Salicum dejectis*, autumnò vulgaris.

Fig. 51

Puccinia granulata de Bary, in Rabenh., Klotzschii Herb. Viv. Mycol., Ed. Nova, Cent. 5: no. 499, 1857 [Bot. Zeitung **15**: 174, 1857; Flora **40**: 138, 1857].

= *Puccinia ribis* DC., in Lamarck & de Candolle, Fl. franç., Edn 3 (Paris) **2**: 221, 1805.

Notes: This is a valid species published with a description on the label of Klotzschii Herb. Viv. Mycol., Ed. Nova, 499 (fig. 52).

Rabenhorst, Herb. mycologicum. Ed. II.
499. Puccinia granulata D. By.
P. pulvillis minutis rotundis; circinatim maculis folii (Rib. rubri) flavis impositis, demum confluentibus, fusco-atris. Fructibus breviter pedicellatis, utrinque obtuse rotundatis, 1/70'' long. 1/120'' latis; sporis singulis subhemisphaericis; episporio fusco, subtiliter granulato-aspero.
E foliorum Rib. rubri pagina praesertim superiori erumpit. Uredinem atque spermogonia hujus speciei nondum vidi.
Legi in valle Höllenthal Silvae nigrae, Auctumno 1856.
A Pucc. Ribis. DC., Corda Leon. fung. Tom. IV. planta nontra sporarum forma et episporio granulato differt.
 A. de Bary.

Fig. 52

Tilletia endophylla de Bary, in Rabenh., Klotzschii Herb. Viv. Mycol., Ed. Nova, Cent. 5: no. 500, 1857 [Bot. Zeitung **15**: 174, 1857; Flora **40**: 138, 1857].

= *Tilletia olida* (Riess) G. Winter, Rabenh. Krypt.-Fl., Edn 2 (Leipzig) **1.1**: 107 ["1884?"] 1881.

Notes: This is a valid species published with a description on the label of Klotzschii Herb. Viv. Mycol., Ed. Nova, 500 (fig. 53).

Rabenhorst, Herb. mycologicum. Ed. II.
500. Tilletia endophylla D. By.
T. mycelii hyphis tenuibus laxè ramosis, intricatis, ramulis lateralibus brevioribus sporas singulas terminales gerentibus; sporis sphaericis (diam. 1/120'' - 1/107'' episporio fusco-violaceo, elegenter clathrato.
Brachypodii pinnati folia habitat, et perenchymata inter nervos destrusto, strias ibi lineares, dense paralleles, 1'' - 1 1/2'' longas, modo Ustilaginis longissimae praebet, primum albidas, mox fusco-violaceas, epidermide demum rupta in sporarum pulverem secedentes.
Legi Friburgi Brisgoviae, Juni 1856. De Bary.

Fig. 53

Cent. 6

Excipula phaeotricha Rabenh., Klotzschii Herb. Viv. Mycol., Ed. Nova, Cent. 6: no. 515, 1857 [Bot. Zeitung **15**: 405 1857; Flora **40**: 378, 1857].

Notes: This is a valid species published with a description on the label of Klotzschii Herb. Viv. Mycol., Ed. Nova, 515 (fig. 54).

Rabenhorst, Herb. mycologicum. Ed. II.
515. Excipula phaeotricha Rabenh. Mspt.
 Gregaria, erumpens, demum quasi libere enata; peritheciis e
 globoso turbinatis fusco-atris, pilis rufo-fuscis vestitis, pri-
 mum clausis, dein cupulato-dilatatis; sporis minutis, cylin-
 draceis, monoblastis.
 Ad caules emortuos et putrescentes Adenostylii albi-
 frontis in montibus sudeticis (Melzergrund im Riefengebirge)
 leg. Th. Bail

Fig. 54

Phacidium populi Lasch, in Rabenh., Klotzschii Herb. Viv. Mycol., Ed. Nova, Cent. 6: no. 519, 1857 [Bot. Zeitung **15**: 405 1857; Flora **40**: 378, 1857].

Notes: This is a valid species published with a description on the label of Klotzschii Herb. Viv. Mycol., Ed. Nova, 519 (fig. 55).

Rabenhorst, Herb. mycologicum. Ed. II.
519. Phacidium Populi Lasch Mspt.
 Erumpens, sparsum, subrotundum, primo clausum, dein
 inaequaliter obtuse-lacerum, pallidum; disco plano brunneo,
 intus flavo; ascis magnis clavatis hyalinis paraphysisibus
 immixtis.
 In ramis emortuis Populi tremulae pr. Driesen.
 Lasch

Fig. 55

Cryptodiscus lichenicola Ces., in Rabenh., Klotzschii Herb. Viv. Mycol., Ed. Nova, Cent. 6: no. 523, 1857 [Bot. Zeitung **15**: 406 1857; Flora **40**: 379, 1857].

Notes: This is a valid species published with a description on the label of Klotzschii Herb. Viv. Mycol., Ed. Nova, 523 (fig. 56).

Rabenhorst, Herb. mycologicum. Ed. II.
523. Cryptodiscus lichenicola Ces. mss.
 Circa lacusculum montanum di Bertignano alterumque
 paullo distantem di Viverone ad limites austro-occid.
 ditionis Bugellensis (Pedemont.) Oct.—Nov. 1856.
 Thallus Peltigerae caninae senio vel quacumque alia
 causa decoloratus et contabescens stellatim (radiis plerum-
 que tribus) rimosus fit, et e centro fissurae sensim singu-
 laris iste fungillus erumpit laeto colore, plus minus puni-
 ceo, oculos alliciens. — Perfecte maturam nondum vidi.
 Quae anno praeterlapso singula tria vel quatuor specimina
 legi, nucleum sat evolutum gerebant, ut de genere mihi
 suaderem, de sporidiorum vera fabrica autem adhuc incer-
 tus sum. Quae in praesenti offero, quatenus analytice ea
 examinavi, nucleum anomalum exhibuere, ita ut de sper-
 mogoniis suspicionem feram.
 Certe perrarus fungillus, et memorabilis tam genesi
 quam statione.
 Dubium, quod mihi primum irripuerat, num *Stictis*
lichenicola (Migne in Ann. d. Sc. Nat.) hujus loci esset,
 observatione ab ipso ill. Auctore in Sylloge sua p. 196.
 N. 666. subjecta penitus tollitur. Cesati.
 Postsc. vide Hedwigia N. 20. L. R.

Fig. 56

Sphaeria oropensis Ces. and *Nectria oropensis* Ces., in Rabenh., Klotzschii Herb. Viv. Mycol., Ed. Nova, Cent. 6: no. 524, 1857 [Bot. Zeitung **15**: 406 1857; Flora **40**: 379, 1857].

≡ *Paranectria oropensis* (Ces.) D. Hawksw. & Piroz., Canad. J. Bot. **55**(19): 2555, 1977.

Notes: *Sphaeria oropensis* Ces. and *Nectria oropensis* Ces. are two valid species names published simultaneously as alternative names (Art. 36.3, published before 1953) with a description on the label of Klotzschii Herb. Viv. Mycol., Ed. Nova, 524 (fig. 57).

Rabenhorst, Herb. mycologicum. Ed. II.
524. Sphaeria Nectria oropensis Ces. mss.
 Parasiticam in thallo Biatorac (decolorantis?)
 ad marginem campellorum muratorum secus viam prope
amplissimum Sanctuarium Stae. Mariae Deiparae in Monte
Oropa (provinciae Bugellensis — Pedemont.) legi exeunte
 Sept. 1856.
Nitida species! Primo subiculum araneosum albidum
tenuissimum crustam lichenosam induit; serius granula mi-
croscopica densioris tomenti nodulorum instar exsurgunt,
quae intumescendo elegancia pyrenia mollia, rosea s.
carneola, ovato-conica, puberula, papilla paulisper obscuri-
ori, vix 1/2 Mill. adtingentia fiunt. Forma et indumento
(neglectis colore et dimensionibus) Diplodiam arach-
noideam nostram (Rabb. hb. mycolog. ed. I. N. 1845)
accedit; sed hodiernus fungillus genuinam Sphaeriam esse
cognovi, etsi nucleos huc usque analysi subjectos immaturos
deprehenderim. — Paraphyses mucilaginosae ramosae;
asci tenuissima membrana constituti, subclavato-cylindracei,
curti, 20/500 mill. longi, sporis (in statu imperfecto) ovali-
bus, hyalinis, continuis? octonis. Cesati.

Fig. 57

Sphaeria lecanodes Ces. and *Nectria lecanodes* Ces., in Rabenh., Klotzschii Herb. Viv. Mycol., Ed. Nova, Cent. 6: no. 525, 1857 [Bot. Zeitung 15: 407 1857; Flora 40: 380, 1857].

≡ *Nectriopsis lecanodes* (Ces.) Diederich & Schroers, in Sérusiaux, Diederich, Brand & van den Boom, Lejeunia, n.s. 162: 56, 1999.

Notes: *Sphaeria lecanodes* Ces. and *Nectria lecanodes* Ces. are two valid species names published simultaneously as alternative names (Art. 36.3, published before 1953) with a description on the label of Klotzschii Herb. Viv. Mycol., Ed. Nova, 525 (fig. 58).

Rabenhorst, Herb. mycologicum. Ed. II.
525. Sphaeria Nectria lecanodes Ces. mss.
 Ad Peltigeram caninam adhuc vegetam in montibus
 austro-occidentalibus ditionis Bugellensis (Pedemont.) prope
 pagulum Sn. Vitale inter vicus di Viverone et Sa-
 lussola, die 15 Octbr. 1856, socio dilectiss. discip. et
 amico Malinverni legi.
 Colore et forma (in vivo) pyreniorum deceptus, primo
 aspectu Sphaeriam Oropensem meam, quam nunc
 simul offerimus, magis evolutam reperisse finxi; sed mox
 diversitatem utriusque fungilli animadverti, dum elegantissi-
 mus iste hic exhibitus jam evolutione externa ab altero
 distet. Nullum adest subiculum; pyrenia 2/3 mill. alta, dense
 gregaria e basi punctiformi, matrici (plerumque in pagina
 superiori, raro in obversa, nec nisi convoluta sursum spec-
 tet) innata, late ovata, ostiolo punctiformi obscuriori, a-
 moene rosea parte inferiori albido tomentella, siccando
 scutellatim collabescens ut omnimode apothecia Gyalectae
 cupularis videre tibi suadeas! Fructificatio mihi nondum
 clara; nolui tamen eximium mycetem oblivioni tradere;
 num repetito examine nucleum sat maturum carpere licue-
 rit! Quod magis magisque mea interest, cum in senten-
 tiam ill. Montagnei nisi peraeagre abire possim, qui in
 humanissimis literis de die 9. Dec. 1856. monet, pyreno-
 mycetem nostrum a Nectria Peziza vix recedere. Py-
 reniorum forma in vivo ovata, color, statio, subiculi ara-
 neosi totalis defectus notas e mente mea praebent, quae
 facile et nuclei diversitate concomitatas esse mihi suadeo.
 Certe in tanta copia, quam legi, nec unicum pyrenium
 villum s. globulum hymenodem propellerat. — Ascus,
 ut videtur, ante maturitatem evanidos, nisi in individuis
 juvenilibus reperi. Cesati.

Fig. 58

Rhaphidospora disseminans (Riess) Rabenh., Klotzschii Herb. Viv. Mycol., Ed. Nova, Cent. 6: no. 530, 1857 [Bot. Zeitung **15**: 427 1857; Flora **40**: 381, 1857].

≡ *Ophiobolus disseminans* Riess, Hedwigia **1**(6): 27, 1854.

≡ *Rhaphidospora disseminans* (Riess) Ces. & De Not., Comm. Soc. Crittog. Ital. **1**(4): 233, 1863, isonym.

Notes: This is a valid combination published on the label of Klotzschii Herb. Viv. Mycol., Ed. Nova, 530 (fig. 59).

Rabenhorst, Herb. mycologicum. Ed. II.
530. Rhaphidospora disseminans Rabh.
Ophiobolus disseminans Riess in Rabenh. Herb. mycol.
 N. 1823. Hedwigia N. 6. T. IV. F. 8.
Dresdae, ad caules siccos, hieme.

Fig. 59

Leptospora huebneri Rabenh., Klotzschii Herb. Viv. Mycol., Ed. Nova, Cent. 6: no. 531, 1857 [Bot. Zeitung **15**: 427 1857; Flora **40**: 381, 1857], nom. nud.

≡ *Rhaphidophora huebneri* Ces. & De Not. (as "(Rabenh.) Ces. & De Not."), Comm. Soc. Crittog. Ital. **1**(4): 234, 1863.

≡ *Ophiobolus huebneri* (Ces. & De Not.) Sacc. (as "(Rabenh.) Sacc."), Syll. fung. (Abellini) **2**: 353, 1883.

Leptospora rubella (Pers.) Rabenh., Klotzschii Herb. Viv. Mycol., Ed. Nova, Cent. 6: no. 532, 1857 [Bot. Zeitung **15**: 427 1857; Flora **40**: 381, 1857].

≡ *Sphaeria rubella* Pers., Syn. meth. fung. (Göttingen) **1**: 63, 1801.

Notes: This is a valid combination published on the label of Klotzschii Herb. Viv. Mycol., Ed. Nova, 532 (fig. 60).

Rabenhorst, Herb. mycologicum. Ed. II.
532. Leptospora rubella Rabenh. Mspt.
 (Conf. Hedwigia N. 18. Tab. XV.)
Sphaeria rubella Pers. pr. p.
 Ad caules siccos pr. Doenitz (Flor. megapol.) leg.
 Fiedler. Diff. a *Lept. porphyrogona* Rabenh. ascis multo
 crassioribus, sporis exacte raphidioidibus (articulis spuriis).

Fig. 60

Sphaeria polypodii Rabenh., Klotzschii Herb. Viv. Mycol., Ed. Nova, Cent. 6: no. 533, 1857 [Bot. Zeitung **15**: 427 1857; Flora **40**: 381, 1857].

≡ *Plectosphaera polypodii* (Rabenh.) Arx, in von Arx & Müll, Beitr. Kryptfl. Schweiz **11**(1): 208, 1954.

Notes: This is a valid species published with a description on the label of Klotzschii Herb. Viv. Mycol., Ed. Nova, 533 (fig. 61).

Rabenhorst, Herb. mycologicum. Ed. II.
533. Sphaeria Polypodii Rabenh. Mspt.
 Perith. sparsis, depresso-globosis, opacis, subumbonatis;
 ascis cylindraceo-clavatis sporis octonis oblongis $\frac{1}{420}$ crassis
 3-4 plo longioribus hyalinis protoplasmate turbatis dense
 faretis
 In Helvet. Sax. aestate 1856 legi ipse.

Fig. 61

Sphaeria aggregata Lasch, in Rabenh., Klotzschii Herb. Viv. Mycol., Ed. Nova, Cent. 6: no. 541, 1857 [Bot. Zeitung **15**: 428 1857; Flora **40**: 381, 1857], nom. nud.

≡ *Cenangium aggregatum* Fuckel (as "(Lasch) Fuckel"), Jahrb. Nassauischen Vereins Naturk. **23-24**: 271 ["1869-70"] 1870.

≡ *Leptosphaeria aggregata* (Fuckel) O.E. Erikss., Non-lichenized Pyrenomycetes of Sweden (Lund): 7, 1992.

Sphaeria herbarum Pers. var. *hyoscyami* Lasch and *Sphaeria vera* Lasch, in Rabenh., Klotzschii Herb. Viv. Mycol., Ed. Nova, Cent. 6: no. 544, 1857 [Bot. Zeitung **15**: 428 1857; Flora **40**: 381, 1857], nom. nud.

Notes: *Sphaeria herbarum* Pers. var. *hyoscyami* Lasch and *Sphaeria vera* Lasch are alternative names, but they were published without any description.

Sphaeria urticae Rabenh., Klotzschii Herb. Viv. Mycol., Ed. Nova, Cent. 6: no. 545, 1857 [Bot. Zeitung **15**: 428 1857; Flora **40**: 381, 1857], nom. nud.

Pleospora herbarum (Pers.) Rabenh., Klotzschii Herb. Viv. Mycol., Ed. Nova, Cent. 6: no. 547a, 1857 [Bot. Zeitung **15**: 428 1857; Flora **40**: 381, 1857].

≡ *Sphaeria herbarum* Pers., Syn. meth. fung. (Göttingen) **1**: 78, 1801.

Notes: This combination was validly published on the label of Klotzschii Herb. Viv. Mycol., Ed. Nova, 547a (fig. 62). However, the genus name *Pleospora* was not validly published under no. 547 (lacking description), but it was validated in Cent. 6 under no. 548. *Pleospora herbarum* var. *alii* (Desm.) Rabenh. (no. 547a), var. *anethi* Rabenh. (no. 547d), var. *brassicae* Rabenh. (no. 547b), var. *fabae* Rabenh. (no. 547c), and var. *lupini* Rabenh. (no. 547e) are invalid names.



Fig. 62

Pleospora Rabenh., Klotzschii Herb. Viv. Mycol., Ed. Nova, Cent. 6: no. 548, 1857 [Bot. Zeitung **15**: 428 1857; Flora **40**: 382, 1857].

Notes: The combination *Pleospora leguminum* (Wallr.) Rabenh. was introduced on the label of Klotzschii Herb. Viv. Mycol., Ed. Nova, 548 (fig. 63), supplemented by a Latin description which validates the genus name *Pleospora*.

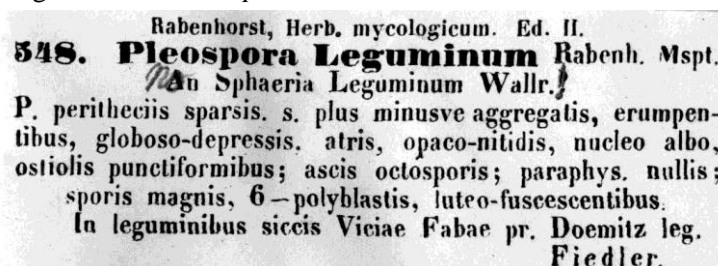


Fig. 63

Pleospora leguminum (Wallr.) Rabenh., Klotzschii Herb. Viv. Mycol., Ed. Nova, Cent. 6: no. 548, 1857 [Bot. Zeitung **15**: 428 1857; Flora **40**: 382, 1857].

≡ *Sphaeria leguminum* Wallr., Fl. crypt. Germ. (Norimbergae) **2**: 771, 1833.

Notes: The combination *Pleospora leguminum* (Wallr.) Rabenh. was validly introduced on the label of Klotzschii Herb. Viv. Mycol., Ed. Nova, 548 (fig. 63)

Spilosphaeria chelidonii (Lib.) Rabenh., Klotzschii Herb. Viv. Mycol., Ed. Nova, Cent. 6: no. 552, 1857 [Bot. Zeitung **15**: 428 1857; Flora **40**: 382, 1857].

≡ *Ascochyta chelidonii* Lib., Pl. crypt. exsicc.: no. 204, 1834.

≡ *Septoria chelidonii* (Lib.) Desm., Ann Sci. Nat., Bot., Sér. 2, **17**: 110, 1842.

Notes: This is a valid combination published on the label of Klotzschii Herb. Viv. Mycol., Ed. Nova, 552 (fig. 64).

Rabenhorst, Herb. mycologicum. Ed. II.
552. Spilosphaeria Chelidonii Rabenh. Mspt.
 Sphaeria lichenoides var. Chelidonicola De C. Flor. fr. suppl.
 Ascochyta Chelidonii Lib. Plant. crypt. Ard. Rabenh. Herb.
 mycol. Ed. I. N. 679.
 Septoria Chelidonii Desmaz. Crypt. de Fr. Ed. I. N. 1176.
 Ed. II N. 676.
 Prope Altdöbern (Lasat. infer.), autumnno 1856 leg.
 Holla. Obs. Sporae numerosissimae aciculares (rhapidioides) ut in Rhaphidospora, sed unicellulares; et ascii et paraphyses desunt.

Fig. 64

Spilosphaeria ruborum Rabenh., Klotzschii Herb. Viv. Mycol., Ed. Nova, Cent. 6: no. 553, 1857 [Bot. Zeitung 15: 428 1857; Flora 40: 382, 1857].

Notes: This is a valid species published with a description on the label of Klotzschii Herb. Viv. Mycol., Ed. Nova, 553 (fig. 65).

Rabenhorst, Herb. mycologicum. Ed. II.
553. Spilosphaeria Ruborum Rabenh. Mspt.
 Perith minuta, innata, convexa, demum ore aperta; sporae
 aciculares, hyalinae, graciles, absque ascis.
 Dresdae, ad folia Rubi Idaei in hortis.

Fig. 65

Spilosphaeria callae (Lasch ex Rabenh.) Rabenh., Klotzschii Herb. Viv. Mycol., Ed. Nova, Cent. 6: no. 554, 1857 [Bot. Zeitung 15: 428 1857; Flora 40: 382, 1857].

≡ *Sphaeria (Depazea) callae* Lasch, in Rabenh., Klotzschii Herb. Viv. Mycol., Cent. 4: no. 368, 1842 [and Bot. Zeitung 1: 517, 1843], nom. nud.

≡ *Depazea callae* Lasch ex Rabenh., Deutschl. Krypt.-Fl. 1 (Pilze): 138, Leipzig 1844.

Notes: This is a valid combination published on the label of Klotzschii Herb. Viv. Mycol., Ed. Nova, 554 (fig. 66).

Rabenhorst, Herb. mycologicum. Ed. II.
554. Spilosphaeria Callae Rabenh. Mspt.
 Depazea Callae Lasch in Rabenh. Herb. mycol. N. 368.
 In foliis Callae palustris pr. Altdöbern (Lusatiae infer.),
 Augusto 1856. leg. R. Holla.

Fig. 66

Spilosphaeria hepaticae (Desm.) Rabenh., Klotzschii Herb. Viv. Mycol., Ed. Nova, Cent. 6: no. 555, 1857 [Bot. Zeitung 15: 428 1857; Flora 40: 382, 1857].

≡ *Septoria hepaticae* Desm., Ann. Sci. Nat., Bot., Sér. 2 19: 340, 1843.

Notes: This is a valid combination published on the label of Klotzschii Herb. Viv. Mycol., Ed. Nova, 555 (fig. 67).

Rabenhorst, Herb. mycologicum. Ed. II.
555. Spilosphaeria Hepaticae Rabenh. Mspt.
 Depazea Hepaticaeicola Duby Bot. gall II. p. 712. Septoria
 Hepaticae Desmaz. Cr. de Fr. ed. I. N. 1332. ed. II. N.
 732. Mém. de la Soc. royale des Sc., de l'Agricult. et
 des Arts de Lille. 1843 Mars. p. 25.
 Dresdae, in foliis languescensibus Hepaticae, vere 1856.

Fig. 67

Spilosphaeria tiliae (Lasch) Rabenh., Klotzschii Herb. Viv. Mycol., Ed. Nova, Cent. 6: no. 556, 1857 [Bot. Zeitung 15: 428 1857; Flora 40: 382, 1857].

≡ *Ascochyta tiliae* Lasch, in Rabenh., Klotzschii Herb. Viv. Mycol., Cent. 12: no. 1160, 1847.

Notes: This is a valid combination published on the label of Klotzschii Herb. Viv. Mycol., Ed. Nova, 556 (fig. 68).

Rabenhorst, Herb. mycologicum. Ed. II.
556. Spilosphaeria Tiliae Rabenh. Mspt.
 Ascochyta Tiliae Lasch in Rabenh. Herb. mycol. N. 1160.
 Septoria Tiliae Rabenh. in litt.
 Dresdae (ipse); pr. Giessen (H. Hofmann); pr. Alt-
 döbern (Holla).

Fig. 68

Spilosphaeria scabiosae (Rabenh.) Rabenh., Klotzschii Herb. Viv. Mycol., Ed. Nova, Cent. 6: no. 557, 1857 [Bot. Zeitung 15: 428 1857; Flora 40: 382, 1857].

≡ *Ascochyta scabiosae* Rabenh., Klotzschii Herb. Viv. Mycol., Cent. 13: no. 1253, 1854.

Notes: This is a valid combination published on the label of Klotzschii Herb. Viv. Mycol., Ed. Nova, 557 (fig. 69). Rabenhorst (l.c.) cited *Septoria scabiosicola* Desm., Ann. Sci. Nat., Bot., Sér. 3, 20: 96, 1853 as synonym, i.e., an older name that ought to have been adopted, but the combination, based on a valid basionym, is nevertheless valid (Art. 52.4).

Rabenhorst, Herb. mycologicum. Ed. II.
557. Spilosphaeria Scabiosae Rabenh.
 Ascochyta Scabiosae Rabenh. Herb. mycol. N. 1253. *Depazea purpurascens* var. *Scabiosae* Kickx Flor. crypt. de Louvain; *D. Scabiosaecola* Desmaz. Cr. de Fr. ed. I. N. 722. ed. II. N. 179. *Septoria Scabiosaecola* Desmaz. in Ann. des Sc. nat. T. XX.
 Ad folia viva *Scabiosae succisae* pr. Zschopau (Saxoniae) legi ipse; pr. Schluckenau (Bohemiae) leg. Karl.

Fig. 69

Spilosphaeria saponariae (DC.) Rabenh., Klotzschii Herb. Viv. Mycol., Ed. Nova, Cent. 6: no. 558, 1857 [Bot. Zeitung 15: 428 1857; Flora 40: 382, 1857].

≡ *Sphaeria saponariae* DC., in de Candolle & Lamarck, Fl. franç., Edn 3 (Paris) 6: 146, 1815.

Notes: This is a valid combination published on the label of Klotzschii Herb. Viv. Mycol., Ed. Nova, 558 (fig. 70).

Rabenhorst, Herb. mycologicum. Ed. II.
558. Spilosphaeria Saponariae (DeC.) Rbh.
Depazea Dianthi Alb. et Schw. Fr. Rabenh. Handb. I. p. 137. *D. Dianthi* b, *Saponariae* Desmaz. Cr. de Fr. ed. I. N. 990 ed. II. N. 290. *Naemaspora epiphylla* DeC. Syn. Flor. gall. *Sphaeria Saponariae* DeC. Flor. fr. Suppl.
 Ad folia *Saponariae* off. pr. Doemitz leg. Fiedler.

Fig. 70

Spilosphaeria cannabis (Lasch) Rabenh., Klotzschii Herb. Viv. Mycol., Ed. Nova, Cent. 6: no. 559, 1857 [Bot. Zeitung 15: 428 1857; Flora 40: 382, 1857].

≡ *Ascochyta cannabis* Lasch, in Rabenh., Klotzschii Herb. Viv. Mycol., Cent. 11: no. 1059, 1846.

Notes: This is a valid combination published on the label of Klotzschii Herb. Viv. Mycol., Ed. Nova, 559 (fig. 71).

Rabenhorst, Herb. mycologicum. Ed. II.
559. Spilosphaeria Cannabis Rabenh.
 Ascochyta Cannabis Lasch in Rabenh. Herb. mycol. N. 1059.
Depazea Cannabis Autt.
 In foliis Cannabis pr. Giessen leg. H. Hofmann.

Fig. 71

Spilosphaeria petroselini Rabenh., Klotzschii Herb. Viv. Mycol., Ed. Nova, Cent. 6: no. 560, 1857 [Bot. Zeitung **15**: 428 1857; Flora **40**: 382, 1857].

Notes: This is a validly published species with a description on the label of Klotzschii Herb. Viv. Mycol., Ed. Nova, 560 (fig. 72).

Rabenhorst, Herb. mycologicum. Ed II.
560. Spilosphaeria Petroselini Rbh. Mspt.
 Maculis albidis nitentibus, dein fusciscentibus; perith. numerosis, subglobosis, innato-prominulis; cirrhis albidis; sporis linearibus, gracilibus, rectis v. curvatis.
 In foliis Apii Petroselini pr. Doemitz leg. Fiedler (N. 293.)

Fig. 72

Carlia Rabenh., Klotzschii Herb. Viv. Mycol., Ed. Nova, Cent. 6: no. 567, 1857 [Bot. Zeitung **15**: 429 1857; Flora **40**: 382, 1857].

Notes: The genus *Carlia* was validly published with a descriptions on the label of Klotzschii Herb. Viv. Mycol., Ed. Nova, 567 (fig. 73).

Rabenhorst, Herb. mycologicum Ed. II.
Carlia Rabenh. Mspt.
 Sphaeriacearum nov genus, Hormosporae DeN. affine.
 Peritheria minuta subglobosa e macula prominula.
 Sporae sphaericae initio toruloidi-concarnatae, episporio crasso, brunneo. Asci nulli.
367. C. Oxalidis Rabenh. perith. atris in macula fusco-subspacelata, sporis minutissimus fuscis toruloidibus.
 In fol. Oxalidis hortorum pr. Schluckenau (Bohemiae) leg. W. Karl.

Fig. 73

Carlia oxalidis Rabenh., Klotzschii Herb. Viv. Mycol., Ed. Nova, Cent. 6: no. 567, 1857 [Bot. Zeitung **15**: 429 1857; Flora **40**: 382, 1857].

≡ *Laestadia oxalidis* (Rabenh.) Sacc., Syll. fung. (Abellini) **1**: 429, 1882.

≡ *Mycosphaerella oxalidis* (Rabenh.) Magnus, Österr. Bot. Z. **44**(6): 203, 1894.

= *Mycosphaerella depazeiformis* (Auersw.) Lindau ("depazeaeformis"), Hilfsb. Sammeln Ascomyc. (Berlin): 72, 1903

Notes: *Carlia oxalidis* was validly published with a descriptions on the label of Klotzschii Herb. Viv. Mycol., Ed. Nova, 567 (fig. 73). Aptroot (2006: 147) reduced this species to synonymy with *Mycosphaerella depazeaeformis*.

Passalora penicillata Ces., in Rabenh., Klotzschii Herb. Viv. Mycol., Ed. Nova, Cent. 6: no. 587, 1857 [Bot. Zeitung **15**: 429 1857; Flora **40**: 383, 1857].

≡ *Cercospora penicillata* (Ces.) Fresen., Beitr. Mykol. **3**: 93, 1863.

≡ *Phaeoramularia penicillata* (Ces.) X.J. Liu & Y.L. Guo, Acta Phytopathol. Sin. **12**(4): 13, 1982.

= *Exosporium depazeoides* Desm., Ann. Sci. Nat., Bot., Sér. 3, **11**(2): 364, 1849.

≡ *Cercospora depazeoides* (Desm.) Sacc., Mycoth. ven.: no. 187, 1875.

≡ *Pseudocercospora depazeoides* (Desm.) U. Braun & Crous, in Braun, Crous & Nakashima, IMA Fungus **6**(2): 420, 2015.

Notes: This species was validly published with a description on the label of Klotzschii Herb. Viv. Mycol., Ed. Nova, 587 (fig. 74).

Rabenhorst, Herb. mycologicum. Ed. II.
587. Passalora penicillata Ces. Mspt.
 Vercellis: in fol. Sambuci nigrae adhuc vigentibus.
 Aest.-aut. 1856.
 Jam plures Cladosporii species praesto habeo, quas inter typicas generis formas et Septonemata ambigere manifestum existimo. Cladosporiis veris proximam formam praebet Cl. bacilligerum (Mtgne) sub N. 1676. (ed. Ia.) in hisce Centuriis editum; locum tenet magis dissitum Cl. penicillatum eique adline Cl. fumosum nob. (e fol. Phoseoli); intercedit Cl. Osterici nob. (in Osterico verticillari), utrumque ineditum, aliasque in pl. sicc. pro Septonematis et Dendryphii v. Dactylis spec. communicatum. Certe species hae omnes hyphis brevibus et passim subobsoletis, vix ac ne vix septatis, et ipsa sporarum indole a Cladosporiis genuinis sat differunt, magisque ad Septonemata accedunt, ope praecique Septonematis elongatispori Preuss, quod apud nos quoque ad Menthae rotundifoliae caules terra obrutos reperi. Sed genesis longe alia: Septonemata superficialia esse mihi fingo, dum Cladosporia, de quibus nunc sermo est, certo certius basi subcutaneae insident, hinc sine dubio parasitica haberi debent. Peculiaris autem eorum habitus, notaeque complures in distinctum genus colligendi, quod Montagne Passalora appellaverit, animum mihi faciunt. **Passalora penicillata**: fusca, maculae decoloratae innata; floccis herbibus simplicibus aggregatis sporas acrogenas griseas 1—3 septatas elongatas, subcylindraceas v. fusiformes basi angustatas gerentibus. Cesati.

Fig. 74

Fusicladium fuscescens Rabenh., Klotzschii Herb. Viv. Mycol., Ed. Nova, Cent. 6: no. 588, 1857 [Bot. Zeitung 15: 430 1857; Flora 40: 383, 1857].

= *Fusicladium pyrorum* (Lib.) Fuckel, Jahrb. Nassuaischen Vereins Naturk. 23-24: 357 "1869", 1870.

Notes: This species was validly published with a description on the label of Klotzschii Herb. Viv. Mycol., Ed. Nova, 588 (fig. 75). The full synonymy is listed in Schubert et al. (2003: 82).

Rabenhorst, Herb. mycologicum. Ed. II.
588. Fusicladium fuscescens Rabenh. Mspt.
 Caespitibus velutinis, fusco-atris; floccis elongato-adscendentibus, torulosis, eseptatis, sporisque oblongo-cylindraceis fusciscentibus.
 Dresdae, in foliis languescentibus Pyri Mali, autumnno.
 Obs. Saepius in consortio Helminthosporii foliicoli.
 L. R.

Fig. 75

Fusisporium aequivocum Ces., in Rabenh., Klotzschii Herb. Viv. Mycol., Ed. Nova, Cent. 6: no. 597, 1857 [Bot. Zeitung 15: 430 1857; Flora 40: 384, 1857].

= *Ramularia aequivoca* (Ces.) Sacc., Fungi italica autogr. del. 17-28: tab. 994, 1881.

= *Ramularia didyma* Unger, Exanth. Pfl. (Wien): 169, 1833.

Notes: This species was validly published with a description on the label of Klotzschii Herb. Viv. Mycol., Ed. Nova, 597 (fig. 76). The taxonomy and full synonymy are listed in Braun (1998: 239).

Rabenhorst, Herb. mycologicum. Ed. II.
597. Fusisporium equivocum Ces. mss.
 Acervuli limitati, lactei, plani in pagina inferiori foliorum Ranunculi repentis. Sporidia 12—18/500 Mill. longa, exilia, flexuosa passim ramosa utrinque acuta, guttulis crebris (an septis) notata. Subiculum fugax Vercellis Octbr. 1856.
 Cesati.

Fig. 76

Fusidium adoxae Rabenh., Klotzschii Herb. Viv. Mycol., Ed. Nova, Cent. 6: no. 598, 1857 [Bot. Zeitung **15**: 430 1857; Flora **40**: 384, 1857], nom. nud.

≡ *Cercospora adoxae* E. Bommer & M. Rousseau [as “(Rabenh.) E. Bommer & M. Rousseau”], Bull. Soc. Roy. Bot. Belgique **23**: 289, 1884.

≡ *Cylindrospora adoxae* (E. Bommer & M. Rousseau) J. Schröt. [as “(Rabenh.) J. Schröt.”], in Cohn, Krypt.-Fl. Schles., Pilze II (Breslau): 488, 1897.

= *Ramularia adoxae* P. Karst., Hedwigia **23**: 7, 1884.

Notes: *Fusidium adoxae* is a nom. nud., published without description. This name was validated by Bommer & Rousseau (1884: 298). They introduced a combination based on *Fusidium adoxae* and added a brief description (“La partie des feuilles attaquée pa le champignon est complètemet grise et flétrie”). Thus, the name *Cercospora adoxae*, although published as combination, must be attributed as new species to Bommer and Rousseau, and the combination *Cylindrospora adoxae* was based on the latter name. *Ramularia adoxae*, the valid name for this fungus, was sometimes cited as combination based on *Fusidium adoxae*, but Karsten (l.c.) described a new species. In the protologue, *F. adoxae* was not cited, and an indirect reference to this older name is not evident and the type material is a collections from Finland deposited at H (see Braun 1998: 46, 48).

Cent. 7

Daedalea unicolor (Bull.) Fr. var. *polyporosa* Lasch, in Rabenh., Klotzschii Herb. Viv. Mycol., Ed. Nova, Cent. 7: no. 614, 1858 [Bot. Zeitung **16**: 79 1858; Flora **41**: 388, 1858].

Notes: This variety was validly published with a description on the label of Klotzschii Herb. Viv. Mycol., Ed. Nova, 614 (fig. 77).

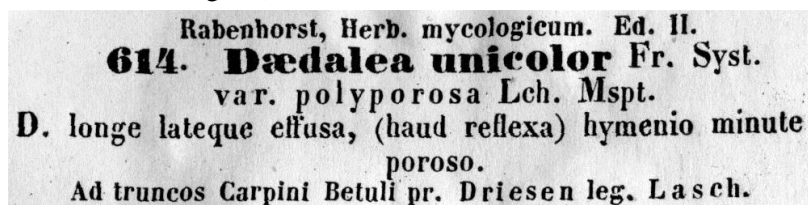


Fig. 77

Polyporus occultus Lasch, in Rabenh., Klotzschii Herb. Viv. Mycol., Ed. Nova, Cent. 7: no. 617, 1858 [Bot. Zeitung **16**: 79 1858; Flora **41**: 388, 1858].

= *Abortiporus biennis* (Bull.) Singer, Mycologia **36**(1): 68, 1944.

Notes: This species was validly published with a description on the label of Klotzschii Herb. Viv. Mycol., Ed. Nova, 617 (fig. 78). Lasch (l.c.) added two unranked taxa, $\alphaeffusus and $\betapileatus.$$

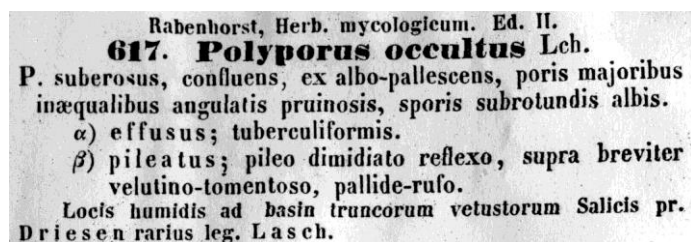


Fig. 78

Micula Duby ex Rabenhorst, in Klotzschii Herb. Viv. Mycol., Ed. Nova, Cent. 7: no. 636, 1858 [Bot. Zeitung **16**: 79 1858; Flora **41**: 389, 1858].

Notes: This genus *Micula* was validated by Rabenhorst in Herb. Viv. Mycol., Ed. Nova, 636 with a description (fig. 79). Duby introduced this name together with the new name *Micula mougeotii*, based on *Sphaeria macula*, on a plate with analysis published in Hedwigia **2**: 8, Tab. I, A, 1–8, 1858. However, Art. 38.1 only applies to species, but not to genus names, and the conditions for a valid simultaneous publication by provision of a single description (descriptio

generico-specifica) or diagnosis according to Art. 38.5 (and 38.7) are not fulfilled since condition (b) is not satisfied.

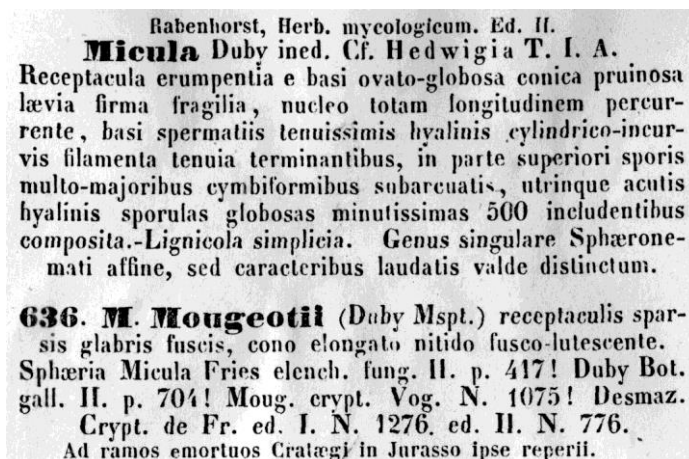


Fig. 79

Micula mougeotii Duby ex Rabenhorst, in Klotzschii Herb. Viv. Mycol., Ed. Nova, Cent. 7: no. 636, 1858 [Bot. Zeitung 16: 79 1858; Flora 41: 389, 1858], nom. nov.

≡ *Sphaeria micula* Fr., Elench. fung. (Greifswald) 2: 101, 1828.

≡ *Dermatea micula* (Fr.) Rehm, Rabenh. Krypt.-Fl., Edn 2 (Leipzig) 1.3(Lief. 55): 1258, 1896.

≡ *Dumortieria micula* (Fr.) Westend., Bull. Acad. Roy. Sci. Belgique, Cl. Sci., Sér. 2, 2(7): 572, 1857.

Notes: The new name *Micula mougeotii*, based on *Sphaeria micula*, was validly introduced by Rabenhorst in Klotzschii Herb. Viv. Mycol., Ed. Nova, 636, 1858 (fig. 79).

Sphaerella recutita (Fr.) Rabenh., Klotzschii Herb. Viv. Mycol., Ed. Nova, Cent. 7: no. 659, 1858 [Bot. Zeitung 16: 80, 1858; Flora 41: 389, 1858].

≡ *Sphaeria recutita* Fr., Syst. mycol. (Lundae) 2(2): 524, 1823.

≡ *Mycosphaerella recutita* (Fr.) Johanson, Öfvers. K. Svensk. Vetensk.-Akad. Förhandl. 41(9): 166, ["1884-1885"] 1884.

Notes: The combination *Sphaerella recutita* was validly published on the label of Klotzschii Herb. Viv. Mycol., Ed. Nova, 659 (fig. 80). The status of *Sphaeria recutita* has been discussed by Aptroot (2006: 173).

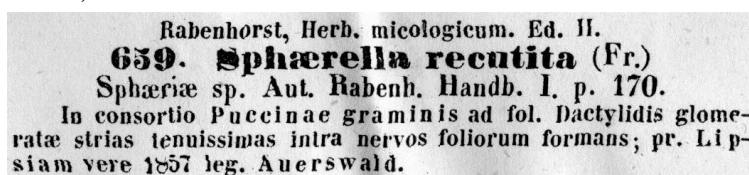


Fig. 80

Sphaeronaema piceae Fiedl., in Rabenh., Klotzschii Herb. Viv. Mycol., Ed. Nova, Cent. 7: no. 664, 1858 [Bot. Zeitung 16: 82, 1858; Flora 41: 390, 1858].

≡ *Sclerophoma piceae* (Fiedl.) Höhn., Sitzungsber. Kaiserl. Akad. Wiss. Wien, Math.-naturwiss. Cl., Abt. 1, 118: 1234, 1909.

Notes: This species was validly published with a description on the label of Klotzschii Herb. Viv. Mycol., Ed. Nova, 664 (fig. 81).

Rabenhorst, Herb. mycologicum. Ed. II.
664. Sphaeronæma Piceæ Fiedl. in litt. ad
 Rabenh.
 Perith. innatis, minutis, depresso-rotundis, rugulosis, atris,
 nitidis, subconfluentibus; nucleo albido lutescente; spor.
 oblongis subpellucidis.
 In foliorum pagina infer. Pini Piceæ pr. Doemitz leg. Fiedler.
 Obs. A Sphaeronæmat. pythiophilo Cord. vix diversum!
 L. R.

Fig. 81

Rhytisma nervale (Alb. & Schwein.) Rabenh. [as “(Alb. & Schwein.) Fr.”], Klotzschii Herb. Viv. Mycol., Ed. Nova, Cent. 7: no. 666, 1858 [Bot. Zeitung **16**: 82, 1858; Flora **41**: 390, 1858].
 ≡ *Xyloma nervale* Alb. & Schwein., Consp. fung. (Leipzig): 64, 1805.
 ≡ *Sclerotium nervale* (Alb. & Schwein.) Fr., Syst. mycol. (Lundae) **2**(1): 260, 1822.
 ≡ *Rhytisma nervale* (Alb. & Schwein.) Rehm, Rabenh. Krypt.-Fl., Edn 2 (Leipzig) **1.3**(Lief. 29): 87, 1888, isonym.

Notes: The combination *Rhytisma nervale* was introduced by Rabenhorst in Klotzschii Herb. Viv. Mycol., Ed. Nova, 666, 1858 (fig. 82).

Rabenhorst, Herb. mycologicum. Ed. II.
666. Rhytisma nervale (Alb. et Schw.) Fr.
 Forma: *Bartsiae* Ces. Mspt.
 In foliis *Bartsiae* alpinae ex Mte Cenisio (loc. dict. alla
 Ramassa): Aug. 1857 leg. Cesati et Malinverni.
 Obs. Rhyt. Xylomat. nervali Alb. et Schw. (consp. T. VII.
 F. 7.) affine sane, sed jam habitu et præprimis sporum forma
 et magnitudine longe distat; qua de causa melius nov. sp. L. R.

Fig. 82

Rhytisma nervale (Alb. & Schwein.) Rabenh. f. *bartsiae* Ces. ex Rabenh., Klotzschii Herb. Viv. Mycol., Ed. Nova, Cent. 7: no. 666, 1858 [Bot. Zeitung **16**: 82, 1858; Flora **41**: 390, 1858].

Notes: This forma was validly published on the label of Klotzschii Herb. Viv. Mycol., Ed. Nova, 666, 1858 (fig. 81) by Rabenhorst who added a diagnosis under “Obs. ... L. R.” (= Ludwig Rabenhorst).

Rhytisma pedicularis (DC.) Rabenh., Klotzschii Herb. Viv. Mycol., Ed. Nova, Cent. 7: no. 667, 1858 [Bot. Zeitung **16**: 82, 1858; Flora **41**: 390, 1858].

≡ *Xyloma pedicularis* DC., in de Candolle & Lamarck, Fl. franç., Edn 3 (Paris) **5/6**: 153, 1815.
 ≡ *Ectostroma pedicularis* (DC.) Fr., Syst. mycol. (Lundae) **2**(2): 602, 1823.
 ≡ *Rhytisma pedicularis* (DC.) Rehm, Rabenh. Krypt.-Fl., Edn 2 (Leipzig) **1.3**(Lief. 29): 87 [“1896”] 1888, isonym.
 ≡ *Asteroma pedicularis* (DC.) Jaap, Ann. Mycol. **15**(1/2): 117, 1917.
 ≡ *Pseudopeziza pedicularis* (DC.) E. Müll. & Schüepp, Phytopathol. Z. **25**(3): 330, 1956.
 ≡ *Leptotrochila pedicularis* (DC.) Schüepp, Phytopathol. Z. **36**: 242, 1959.

Notes: The combination *Rhytisma pedicularis* was introduced by Rabenhorst in Klotzschii Herb. Viv. Mycol., Ed. Nova, 667, 1858 (fig. 83).

Rabenhorst, Herb. mycologicum. Ed. II.
667. Rhytisma Pedicularis (De C. fl. fr.)
 Rh. nervale Fr. pr. p.?
 Ad *Pedicular. incarnatam* in monte Cenisio (loc. dict.
 la Ramassa) Aug. 1857 leg. Cesati et Malinverni.

Fig. 83

Peronospora calotheca de Bary, in Rabenh., Klotzschii Herb. Viv. Mycol., Ed. Nova, Cent. 7: no. 673, 1858 [Bot. Zeitung **16**: 82, 1858; Flora **41**: 390, 1858].

Notes: This species was validly published with a description on the label of Klotzschii Herb. Viv. Mycol., Ed. Nova, 673 (fig. 84).

Rabenhorst, Herb. mycologicum. Ed. II.
673. Peronospora calotheca De By.
 Ascis (sporangiiis Casp.) amplis, hyalinis, sporas sphaericas, episporio fusco, pulcherrime reticulato munitas includentibus, distinguitur a *P. effusa* Rab. et affinis cum quibus arosporiarum stipitumque forma convenit.
 In *Asperula odorata* et *Galli Aparines* foliis caulibusque legi prope Freiburg, Junio 1857, seemper utraque fructificatione abundans.

Fig. 84

Puccinia coronata Corda var. *sertata* (Preuss) Rabenh., Klotzschii Herb. Viv. Mycol., Ed. Nova, Cent. 7: no. 681, 1858 [Bot. Zeitung **16**: 83, 1858; Flora **41**: 391, 1858].

≡ *Puccinia sertata* Preuss, in J. Sturm, Deutschl. Fl., Abth. III, Die Pilze Deutschlands, Band 6, Heft 25–26: 5, Tab. 3, 1848

Notes: This is a valid combination published by Rabenhorst in Klotzschii Herb. Viv. Mycol., Ed. Nova, 681, 1858 (fig. 85).

Rabenhorst, Herb. mycologicum. Ed. II.
681. Puccinia coronata Corda.
 var. *sertata* Pr. radiis rotundato-obtusis!
P. sertata Pr. in Sturm's D. Fr. III. Fasc. XXV. p. 5. T. 3.
 Rabenh. Herb. mycol. N. 1395.
Solenodonta coronata Cast., Rabenh. in bot. Zeit. 1851. p. 451.
 In fol. graminum pr. Untersontheim (schwäbisch Hall), Septbr. 1857 leg. Kemmler.

Fig. 85

Puccinia liliacearum Duby f. *muscari-comosi* Ces., in Rabenh., Klotzschii Herb. Viv. Mycol., Ed. Nova, Cent. 7: no. 686, 1858 [Bot. Zeitung **16**: 83, 1858; Flora **41**: 391, 1858].

Notes: This is a valid forma published by Cesati in Rabenhorst, Klotzschii Herb. Viv. Mycol., Ed. Nova, 686, 1858 (fig. 86).

Rabenhorst, Herb. mycologicum. Ed. II.
686. Puccinia Liliacearum Duby.
 Forma: *Muscari Comosi* Ces.
 Primitus acervuli aream rhomboëdricam, macula acute definita, occupant.
 Ad pagum Oldenici (prov. Verzell. Pedem. legit A. Malinverni.

Fig. 86

Puccinia compacta de Bary, in Rabenh., Klotzschii Herb. Viv. Mycol., Ed. Nova, Cent. 7: no. 688, 1858 [Bot. Zeitung **16**: 83, 1858; Flora **41**: 391, 1858], nom. illeg. (Art. 53.1), non Kunze, 1828.

≡ *Sclerotelium compactum* Syd. [as "(de Bary) Syd."], Ann. Mycol. **19**(3-4): 172, 1921.

= *Puccinia pulsatillae* Kalchbr., Mathem. Természettud. Közlem. **3**: 307, 1865.

Notes: This species was published with a description on the the label of Klotzschii Herb. Viv. Mycol., Ed. Nova, 688, 1858 (fig. 87), but it is an illegitimate homonym.

Rabenhorst, Herb. mycologicum. Ed. II.
688. Puccinia compacta De By.
P. pulvillis orbicularibus, primum croceis, mox nigris, margine croceo cinctis, epidermide semper tectis, ideoque laevibus. Fructibus oblongis, breviter pedicellatis; spora inferiore oblonga, superiore oblonga obovatave, aut cuspidata, aut apice rotundata, aut irregulariter truncata; episporio crasso, fusco, laevissimo.
 In foliorum *Anemones silvestris* pagina superiore maculas praebet bulloso-elevatas; rarius petiolos et sepala occupat. Epidermis plantae matris numquam rupta fructus in caespitem compactum cohibet.
 Neque spermogonia nec uredinem vidi, quamquam maximam speciminum copiam examinare licuit. Legi in monte Kaiserstuhl prope Freiburgam aestate 1856 et 1857. . . A. de Bary.

Fig. 87

Podocystis pustulata (DC.) Ces., in Rabenh., Klotzschii Herb. Viv. Mycol., Ed. Nova, Cent. 7: no. 689, 1858 [Bot. Zeitung **16**: 83, 1858; Flora **41**: 391, 1858].

≡ *Uredo bistortarum a pustulata* DC., in de Candolle & Lamarck, Fl. franç., Edn 3 (Paris) **5/6**: 76, 1815.

≡ *Microbotryum pustulatum* (DC.) R. Bauer & Oberw., in Bauer, Oberwinkler & Vánky, Canad. J. Bot. **75**(8): 1309, 1997.

Notes: The combination *Podocystis pustulata* was validly published on the label of Klotzschii Herb. Viv. Mycol., Ed. Nova, 689, 1858 (fig. 88).

Rabenhorst, Herb. mycologicum. Ed. II.
689. Podocystis pustulata var. **Stellariae** Ces Mspt.
 Tolegno (Valle del Cervo: Pedemont.; prov. Bugellens.),
 4. Jan. 1857, in *Stellaria nemorum* leg. Cesati.

Fig. 88

Podocystis pustulata (DC.) Ces. var. *stellariae* Ces., in Rabenh., Klotzschii Herb. Viv. Mycol., Ed. Nova, Cent. 7: no. 689, 1858 [Bot. Zeitung **16**: 83, 1858; Flora **41**: 391, 1858], nom. nud.

Polycystis ranunculacearum (DC.) Fr. [as “*Podocystis*”] f. *anemones* Ces., in Rabenh., Klotzschii Herb. Viv. Mycol., Ed. Nova, Cent. 7: no. 690, 1858 [Bot. Zeitung **16**: 83, 1858; Flora **41**: 391, 1858].

= *Urocystis anemones* (Pers.) G. Winter, Hedwigia **19**: 160, 1880.

Notes: This is a validly published forma, introduced as substrate form (fig. 89).

Rabenhorst, Herb. mycologicum. Ed. II.
690. Podocystis Ranunculacearum Fr.
 Forma: **Anemones** Ces. Mspt.
 Ad pagum Oldenici (prov. Verzellensis: Pedemont.) in *Anemone nemorosa* legit A. Malinverni.

Fig. 89

Aecidium compositarum Mart. f. *doronici* Ces., in Rabenh., Klotzschii Herb. Viv. Mycol., Ed. Nova, Cent. 7: no. 691, 1858 [Bot. Zeitung **16**: 83, 1858; Flora **41**: 391, 1858].

= *Aecidium pardalianches* Bergam., Giorn. Fis. Chim. Storia Nat. Med. Arti, Dec. 2, **7**: 280, 1824.

Notes: This is a validly published forma, introduced as substrate form (fig. 90).

Rabenhorst, Herb. mycologicum. Ed. II.
691. Aecidium Compositarum Mart
 Forma: **Doronici** Ces. Mspt.
 Bugellae (Pedemont.), Majo 1857 ad *Doronicum Pardalianchem* leg. Cesati.

Fig. 90

Uromyces fraternus Ces., in Rabenh., Klotzschii Herb. Viv. Mycol., Ed. Nova, Cent. 7: no. 693, 1858 [Bot. Zeitung **16**: 83, 1858; Flora **41**: 391, 1858], nom. illeg. (superfl., Art. 52.1).

Notes: Cesati (l.c.) introduced a new name, but cited the valid name *Uredo sororia* Ces. as synonym (fig. 91).

Rabenhorst, Herb. mycologicum. Ed. II.
693. Uromyces fraternus Lasch in litt.
Uredo sororia Lasch in Rabenh. herb. mycol. ed. I. N. 1294.
 Ad folia Rumicis Hydrolap. pr. Driesen leg. Lasch.

Fig. 91

Coleosporium rhinanthacearum (DC.) Lév. var. *euphrasiae* Rabenh., Klotzschii Herb. Viv. Mycol., Ed. Nova, Cent. 7: no. 694, 1858 [Bot. Zeitung **16**: 83, 1858; Flora **41**: 391, 1858], nom. nud.

Epitea potentillarum Fr. var. *agrimoniae* Rabenh., Klotzschii Herb. Viv. Mycol., Ed. Nova, Cent. 7: no. 696, 1858 [Bot. Zeitung **16**: 83, 1858; Flora **41**: 391, 1858], nom. nud.

Cent. 8

Peziza carestiae Ces., in Rabenh., Klotzschii Herb. Viv. Mycol., Ed. Nova, Cent. 8: no. 704, 1858 [Bot. Zeitung **16**: 302, 1858; Flora **41**: 651, 1858], nom. nud.

≡ *Peziza carestiae* Ces. ex Cooke, Mycographia: [135], 1879.

≡ *Humaria carestiae* (Ces. ex Cooke) Boud., Hist. Class. Discom. Eur. (Paris): 67, 1907.

≡ *Kotlabaea carestiae* (Ces. ex Cooke) Benkert, Österr. Z. Pilzk. **17**: 175, 2008.

≡ *Neottiella carestiae* (Ces. ex Cooke) Sacc., Syll. fung. (Abellini) **8**: 192, 1889.

≡ *Pyronema carestiae* (Ces. ex Cooke) Bres., Ann. Mycol. **1**(2): 119, 1903.

≡ *Byssonectria carestiae* (Ces. ex Cooke) U. Lindem. & Kristiansen, Z. Mykol. **83**(1): 116, 2017.

= *Kotlabaea trondii* Benkert & Kristiansen, Z. Mykol. **65**(1): 36, 1999.

Notes: The name *Peziza carestiae* Ces. was introduced on the label of Klotzschii Herb. Viv. Mycol., Ed. Nova, 704, but without any description or diagnosis (nom. nud.). Rabenhorst added the note “NB. A Pez. theleboloidi Alb. et Schw. vix diversa!” (barely different from *Peziza theleboloides*, Fig. 92). The name *Peziza carestiae* Ces. appeared also on the labels of Erbar Crittogam. Ital. 271 (1271) [“*Peziza carestiae*, sopra Riva in Valsesia, Luglio 1857. Carestia”] and Erbar Crittogam. Ital. Ser. II 288 [“*Peziza carestiae*, Riva di Valsesia, Carestia”], but in both cases without any descriptions. Cooke (1879: [135]) validated this species by adding a brief description and illustration (plate 60, fig. 235).

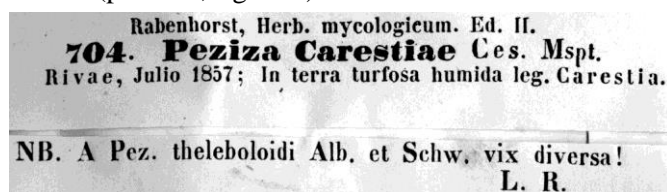


Fig. 92

Peziza mollissima Lasch, in Rabenh., Klotzschii Herb. Viv. Mycol., Ed. Nova, Cent. 8: no. 708, 1858 [Bot. Zeitung **16**: 302, 1858; Flora **41**: 651, 1858], nom. illeg. (Art. 53.1), non Saut. 1841.

≡ *Trichopeziza mollissima* Fuckel [as “(Lasch) Fuckel”], Jahrb. Nassauischen Ver. Naturk. **23-24**: 296 [“1869-70”] 1870.

≡ *Lachnum mollissimum* (Fuckel) P. Karst., Bidr. Känn. Finl. Nat. Folk **19**: 174, 1871.

= *Peziza sulphurea* var. *leucophaea* Pers., Mycol. eur. (Erlanga) **1**: 250, 1822.

≡ *Peziza leucophaea* (Pers.) Nyl., Not. Sällsk. Fauna Fl. Fenn. Förh., Ny Ser. **10**: 31, [“1869”] 1868, nom. illeg., non Berk. & M.A. Curtis, 1860.

≡ *Lachnum leucophaeum* (Pers.) P. Karst., Bidr. Känn. Finl. Nat. Folk **19**: 177, 1871.

Notes: *Peziza mollissima* Lasch was published on the label of Klotzschii Herb. Viv. Mycol., Ed. Nova, 708 with a description (fig. 93), but this name is an illegitimate homonym, validated by Fuckel (1870) as *Trichopeziza mollissima* Fuckel.



Fig. 93

Stictis graminicola Lasch, in Rabenh., Klotzschii Herb. Viv. Mycol., Ed. Nova, Cent. 8: no. 713, 1858 [Bot. Zeitung **16**: 302, 1858; Flora **41**: 652, 1858].

Notes: This is a valid species published with a description on the label of of Klotzschii Herb. Viv. Mycol., Ed. Nova, 713 (fig. 94).

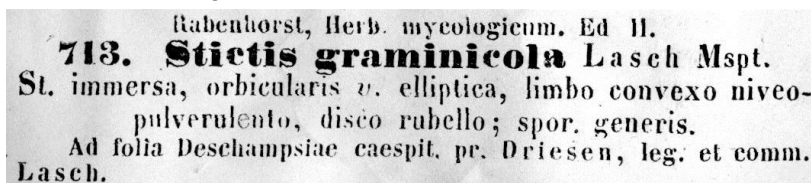


Fig. 94

Cordyceps myrmecophila Ces. [as “(Ces.) Ces.”], in Rabenh., Klotzschii Herb. Viv. Mycol., Ed. Nova, Cent. 8: no. 719, 1858 [Bot. Zeitung **16**: 302, 1858; Flora **41**: 652, 1858].

≡ *Hypocrea myrmecophila* Ces., in Rabenh., Klotzschii Herb. Viv. Mycol., Cent. 11: no. 1033, 1846 [and Bot. Zeitung **4**: 877, 1846; Flora **31**: 505, 1848], nom. illeg. (Art. 53.1), non Fr., 1825.

≡ *Ophiocordyceps myrmecophila* (Ces.) G.H. Sung, J.M. Sung, Hywel-Jones & Spatafora, in Sung, Hywel-Jones, Sung, Luangsa-ard, Shrestha & Spatafora, Stud. Mycol. **57**: 45, 2007.

Notes: The name *Cordyceps myrmecophila* was first validly published by Cesati in Rabenh., Klotzschii Herb. Viv. Mycol., Ed. Nova, 719, 1858 (fig. 95). The first publication as “*Hypocrea* (*Cordyceps*) *myrmecophila*” in Rabenh., Klotzschii Herb. Viv. Mycol., Cent. 11: no. 1033, 1846 was not meant to be an introduction of alternative names. It referred to “*Hypocrea* A. *Cordyceps*” in Fries (1825: 105).

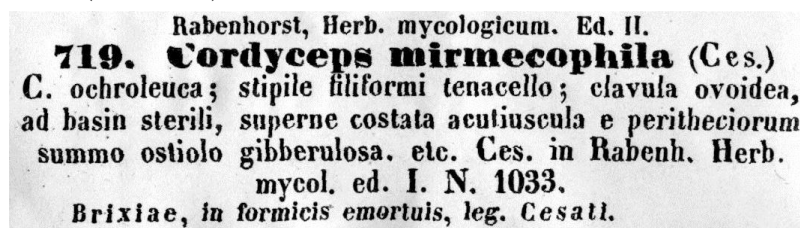


Fig. 95

Perisporium occultatum Ces., in Rabenh., Klotzschii Herb. Viv. Mycol., Ed. Nova, Cent. 8: no. 721, 1858 [Bot. Zeitung **16**: 302, 1858; Flora **41**: 652, 1858].

Notes: This species was validly published with a description on the label of Klotzschii Herb. Viv. Mycol., Ed. Nova, 721 (fig. 96)

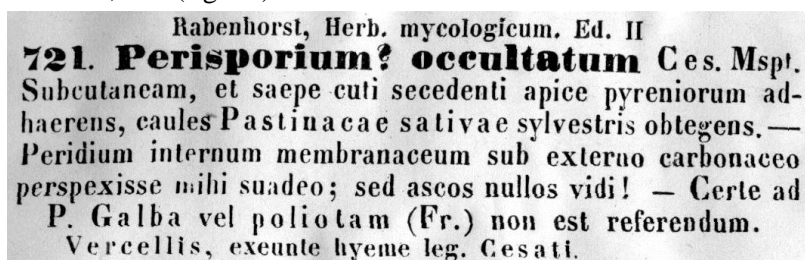


Fig. 96

Nodulosphaeria Rabenh. and *Nodulosphaeria hirta* Rabenh., Klotzschii Herb. Viv. Mycol., Ed. Nova, Cent. 8: no. 725, 1858 [Bot. Zeitung **16**: 303, 1858; Flora **41**: 652, 1858].

Notes: This genus and its type species were validly published with descriptions on the label of Klotzschii Herb. Viv. Mycol., Ed. Nova, 725, 1858 (fig. 97). *Nodulisphaeria* was later rejected against *Leptosphaeria* Ces. & De Not., 1863.

Rabenhorst, Herb. mycologicum. Ed. II.
Nodulosphaeria Rabenh. (nov. genus!)
 Perith. minuta, globosa, depressa, ostiolo brevi conico,
 primo discreta dein plus minus libera, saepius pube velata.
 Nucleus subgelatinosus. Asci perfecti persistentes, saepius
 paraphysibus immixtis. Sporae fusiformes, 5-multicellulares.
 medio vel ad apicem cellula unica noduloso-
 turgescente.
 (Sphaeriae sp. Auct.)

725. N. hirta Rabenh. Mspt. perith. globoso-depressis
 nigricantibus, pube fusco-nigricante vestitis; ascis clavatis
 sporis otonis dense fectis; sporis fusiformibus, leviter
 curvatis 9-10-cellularibus, lutescentibus; cellula quarta
 (ab apice) noduloso-turgida.
Sphaeria hirta Fries Syst. et Summ.
 Dresdae, in herbarum caulibus emortuis perrara, exeunte
 majo 1858 leg. ipse.
 NB. Ad hunc nov. genus pertinent: *Sphaeria Cibostii* De N.,
Sphaeria Heufferi Rabenh., *Sph. tunicata* Rabenh. etc.

Fig. 97

Gibberidea (Fr.) Rabenh., Klotzschii Herb. Viv. Mycol., Ed. Nova, Cent. 8: no. 726, 1858 [Bot. Zeitung **16**: 303, 1858; Flora **41**: 652, 1858].

≡ *Sphaeria* b *Gibberidea* Fr., Summa veg. Scand., Sectio Post. (Stockholm): 395, 1849.

Notes: Rabenhorst introduced the genus name *Gibberidea* as combination based on *Sphaeria* b *Gibberidea* Fr. (indirect reference), together with the combination *G. spartii*, in Klotzschii Herb. Viv. Mycol., Ed. Nova, Cent. 8: no. 726, 1858 (fig. 98).

Rabenhorst, Herb. mycologicum. Ed. II.
726. Gibberidea Spartii (Nees.) Rabenh. Mspt.
Sphaeria Spartii Nees, Moug. et Nestl. N. 664.
 Rabenh. Handb. p. 199.
 In ramis emortuis Spartii scoparii pr. Schluckenau in Bo-
 hemia leg. Karl.

Fig. 98

Gibberidea spartii (Nees : Fr.) Rabenh., Klotzschii Herb. Viv. Mycol., Ed. Nova, Cent. 8: no. 726, 1858 [Bot. Zeitung **16**: 303, 1858; Flora **41**: 652, 1858].

≡ *Sphaeria spartii* Nees, in Schmidt & Kunze, Deutschl. Schwämme, Achte Lieferung: 2, 1818 (: Fr., Syst. mycol. **2**(2): 424, 1823).

Notes: This is a valid combination published on the label of Klotzschii Herb. Viv. Mycol., Ed. Nova, 726, 1858 (fig. 98).

Sphaeria typharum (Desm.) Rabenh., Klotzschii Herb. Viv. Mycol., Ed. Nova, Cent. 8: no. 731, 1858 [Bot. Zeitung **16**: 303, 1858; Flora **41**: 652, 1858].

≡ *Sphaeria scirpicola* var. *typharum* Desm., Pl. cryptog. Fr.: no. 1428, 1849.

≡ *Juncaceicola typharum* (Desm.) Tennakoon, Phook. & K.D. Hyde, in Tennakoon, Hyde, Phookamsak & Promputtha, Cryptog. Mycol. **37**(2): 151, 2016.

Notes: This is a valid combination published on the label of Klotzschii Herb. Viv. Mycol., Ed. Nova, 731, 1858 (fig. 99).

Rabenhorst, Herb. mycologicum. Ed. II.
731. Sphaeria Typharum (Desmaz.) Rabenh.
Sph. scirpicola var. *Typharum* Desmaz. Cr. de Fr. ed
 II. N. 1428.
 Lipsiae, in Typha, April 1857 leg. Auerswald.
 Obs. Asci firmi oblongi; spor. magnae olivaceae quadricellu-
 lares, transversim septatae, oblongae, utrinque obtusae; a *Sphaeria*
 duplex et *Scirpicola* longe distat.
Sph. scirpicola (Scirbi) Cf. Herb. myc. ed. II. N. 256. sporis
 multicellularibus (transv. et longitudinaliter septatis) gaudet, qua
 de causa Pleospora vera et minime *Sphaeria*. L. B.

Fig. 99

Sphaeria petasitidis Rabenh., Klotzschii Herb. Viv. Mycol., Ed. Nova, Cent. 8: no. 733, 1858 [Bot. Zeitung **16**: 303, 1858; Flora **41**: 653, 1858], nom. nud.

Staurosphaeria Rabenh. and *Staurosphaeria lycii* Rabenh., Klotzschii Herb. Viv. Mycol., Ed. Nova, Cent. 8: no. 736, 1858 [Bot. Zeitung **16**: 303, 1858; Flora **41**: 653, 1858].

Notes: The genus *Staurosphaeria* and its type species *Staurosphaeria lycii* are validly published by provision of a single description (descriptio generico-specifica, Art. 38.5) on the label of Klotzschii Herb. Viv. Mycol., Ed. Nova, 736, 1858 (fig. 100).

736. Staurosphaeria Rabenh. nov. gen.
Perithecia caespitose-erumpentia, massa sporophora nigra
farcta. Asci et paraphyses nulli. Sporae acrogenae glo-
bosae coloratae quadriloculares (perfecte evolutae exacte
cruciatim septatae!)
St. Lycii Rabenh. Mspt.
Dresdae, in Lycii ramulis, vere et autumno, leg ipse.

Fig. 100

Sphaeropsis vaginae (Lasch) Rabenh., Klotzschii Herb. Viv. Mycol., Ed. Nova, Cent. 8: no. 737, 1858 [Bot. Zeitung **16**: 303, 1858; Flora **41**: 653, 1858].

≡ *Sphaeria vaginae* Lasch, in Rabenh., Klotzschii Herb. Viv. Mycol., Cent. 7: no. 663, 1844

[and Arch. Pharm. (Lemgo) **91**: 375, 1845; Bot. Zeitung **3**(4): 67, 1845].

Notes: This combination was validly published on the label of Klotzschii Herb. Viv. Mycol., Ed. Nova, 737, 1858 (fig. 101).

Rabenhorst, Herb. mycologicum. Ed. II.
737. Sphaeropsis Vaginae Rabenh. ad inter.
Sphaeria Vaginae Lasch in Rabenh. Herb. mycol. ed. I.
N. 663.
Dresdae, in vaginis folior. Phragmitis communis, vere
1857 leg. ipse.
Obs. Asci nulli; Sporae monoblastae, lunulatae (Closterioides),
utrinque acutissimae, subsetigerae, hyalinae. — Novum genus
videtur; at sporarum genesis mihi non contigit.

Fig. 101

Asteroma veronicarum Rabenh., Klotzschii Herb. Viv. Mycol., Ed. Nova, Cent. 8: no. 739, 1858 [Bot. Zeitung **16**: 303, 1858; Flora **41**: 653, 1858], nom. illeg. (Art. 52.1).

Notes: Rabenhorst (l.c.) cited *Sphaeria abjecta* Wallr. as synonym. A description is not added.

Spilosphaeria aegopodii (Pers.) Rabenh., Klotzschii Herb. Viv. Mycol., Ed. Nova, Cent. 8: no. 741, 1858 [Bot. Zeitung **16**: 303, 1858; Flora **41**: 653, 1858]

≡ *Sphaeria aegopodii* Pers., Observ. mycol. (Lipsiae) **1**: 17, 1796.

≡ *Ascospora aegopodii* (Pers.) Fr., Syst. orb. veg. (Lundae) **1**: 112, 1825.

≡ *Spilosphaeria aegopodii* (Pers.) Fuckel, Fungi Rhen. Exs., Fasc. 1-8: no. 451, 1863, isonym.

≡ *Stigmathea aegopodii* (Pers.) Oudem., Ned. Kruidk. Arch., Sér. 2, **2**: 185, 1876.

Notes: This is a valid combination published on the label of Klotzschii Herb. Viv. Mycol., Ed. Nova, 741, 1858 (fig. 102) with reference to *Ascospora aegopodii* (Pers.) Fr. as synonym cited in the protologue.

Rabenhorst, Herb. mycologicum. Ed. II.
741. Spilosphaeria Aegopodii Rabenh. Mspt.
Septoria Aegopodii Desmaz. Cr. de Fr. ed. I. N. 616 et
ed. II. N. 143.
Ascospora Aegopodii Fr. Summ. 425. sed.
Minime Sphaeria Aegopodii Rabenh. Handb. quae spor.
oblongis gaudet.
In fol. Aegop. Podagr., hort. bot. Berol. Julio leg. R. Ca-
sary.

Fig. 102

Depazea nerii Rabenh., Klotzschii Herb. Viv. Mycol., Ed. Nova, Cent. 8: no. 743, 1858 [Bot. Zeitung **16**: 303, 1858; Flora **41**: 653, 1858], nom. nud.

Rhabdospora alsines Mont., in Rabenh., Klotzschii Herb. Viv. Mycol., Ed. Nova, Cent. 8: no. 744, 1858 [Bot. Zeitung **16**: 303, 1858; Flora **41**: 653, 1858], nom. nud.

Rhaphidospora urticae Rabenh., Klotzschii Herb. Viv. Mycol., Ed. Nova, Cent. 8: no. 745, 1858 [Bot. Zeitung **16**: 303, 1858; Flora **41**: 653, 1858], nom. illeg. (Art. 52.1).

Notes: This is a superfluous name (*Sphaeria erythrospora* Riess was cited as synonym in the protologue, fig. 103).

Rabenhorst, Herb. mycologicum. Ed. II.
745. Rhaphidospora Urticae Rabenh. Mspt.
 Rh. sporis acicularibus valde elongatis, $\frac{1}{20}$ — $\frac{1}{18}$ ''' long.,
 hyalis, multiseptalis. *Sphaeria erythrospora* Riess in Hedw.
 T. V. F. 5. Herb. mycol. N 1827.
 Dresdae, ad Urticae caules emortuos, hieme et vere, leg
 Hübner.

Fig. 103

Pleospora pellita (Fr.) Rabenh., Klotzschii Herb. Viv. Mycol., Ed. Nova, Cent. 8: no. 749, 1858 [Bot. Zeitung **16**: 303, 1858; Flora **41**: 653, 1858].

≡ *Sphaeria pellita* Fr., Syst. mycol. (Lundae) **2**(2): 503, 1823.

≡ *Pyrenophora pellita* (Fr.) Sacc., Syll. fung. (Abellini) **2**: 280, 1883.

Notes: This is a valid combination published on the label of Klotzschii Herb. Viv. Mycol., Ed. Nova, 749, 1858 (fig. 104)

Rabenhorst, Herb. mycologicum. Ed. II.
749. Pleospora pellita (Fr.) Rabenh.
 Sphaeriae spec. Fr. et Auct.
 Dresdae, in caulibus siccis herbar. major. vere, legi ipse.
 Obs. Perithecia e conico globosa, basi pilis brevibus concoloribus cincta; Asci perfecti, firmi, cylindraneo-clavati, breviter stipitati, saepius arcuati; Sporae magnae, luteo-olivaceae, oblongo-ovoideae vel subpanduraeformes, multicellulares (transversim et longitudinaliter multiseptatae).
 NB. Sph. calvae Tode, quacum olim conjunxi (Handb. I. p. 194.) quidem affinis, sed minime identica L. R.

Fig. 104

Pleospora asparagi Rabenh., Klotzschii Herb. Viv. Mycol., Ed. Nova, Cent. 8: no. 750, 1858 [Bot. Zeitung **16**: 303, 1858; Flora **41**: 653, 1858], nom. nud.

≡ *Pleospora asparagi* Rabenh. ex Sacc., Syll. fung. (Abellini) **2**: 268, 1883.

Trullula spartii (Rabenh.) Ces., in Rabenh., Klotzschii Herb. Viv. Mycol., Ed. Nova, Cent. 8: no. 752, 1858 [Bot. Zeitung **16**: 303, 1858; Flora **41**: 653, 1858].

≡ *Cesatia spartii* Rabenh., Klotzschii Herb. Viv. Mycol., Cent. 15: no. 1443, 1850 [and Bot.

Zeitung **9**: 180, 1851; Flora **34**: 74, 1851].

Notes: This is a valid combination published on the label of Klotzschii Herb. Viv. Mycol., Ed. Nova, 752, 1858 (fig. 105).

Rabenhorst, Herb. mycologicum. Ed. II.
752. Trullula Spartii Ces. Mspt.
 Vercellis, ad ramos Sp. Scop. leg. Cesati.

Fig. 105

Cytospora oxyacanthae Rabenh. [as "*Cytispora*"], Klotzschii Herb. Viv. Mycol., Ed. Nova, Cent. 8: no. 754, 1858 [Bot. Zeitung **16**: 303, 1858; Flora **41**: 653, 1858].

Notes: This is a validly published species with a description on the label of Klotzschii Herb. Viv. Mycol., Ed. Nova, 754, 1858 (fig. 106).

Rabenhorst, Herb. mycologicum. Ed. II.
754. Cytispora Oxyacanthae Rabenh. Mspt.
 Dresdae, in ramis arescentibus Crataegi Oxyacanthae, April
 1857 leg. ipse.
 Obs. Perithecia 10–12 cellularia; sporae cylindraceae,
 utrinque rotundato obtusae hyalinae continuae plus minus curvatae.

Fig. 106

Hymenula spartii Lasch, in Rabenh., Klotzschii Herb. Viv. Mycol., Ed. Nova, Cent. 8: no. 755,
 1858 [Bot. Zeitung **16**: 303, 1858; Flora **41**: 653, 1858].

Notes: This is a validly published species with a description on the label of Klotzschii Herb.
 Viv. Mycol., Ed. Nova, 755, 1858 (fig. 107).

Rabenhorst, Herb. mycologicum. Ed. II.
755. Hymenula Spartii Lsch.
 Subrotunda, leviter convexa carnosogelatinosa, subfimbriata, pallide fusca nigrescens, sporis bacilliformibus curvatis, utrinque obtusis.
 In ramulis emort. Spartii scoparii pr. Driesen. Lasch.

Fig. 107

Stilbum herbarum Rabenh., Klotzschii Herb. Viv. Mycol., Ed. Nova, Cent. 8: no. 763, 1858
 [Bot. Zeitung **16**: 303, 1858; Flora **41**: 653, 1858].

≡ *Stilbella herbarum* (Rabenh.) Lindau, Rabenh. Krypt.-Fl., Edn 2 (Leipzig) **1.9**: 299, 1908.

Notes: This is a validly published species with a description on the label of Klotzschii Herb.
 Viv. Mycol., Ed. Nova, 763, 1858 (fig. 108).

Rabenhorst, Herb. mycologicum. Ed. II.
763. Stilbum herbarum Rabenh. Mspt.
 St. sparsum, clavatum; stipite brevi, rigido, ex albo lutescente, basi dilatato; capitulo rotundato-elongato, mox turbato, fusciscente, sporis ovoideis hyalinis pulverulentis.
 In foliis, petiolis capitulisque Eryngii campestris, pr. Doemitz (Flor. Megapol.) leg. Dr. Fiedler.

Fig. 108

Byssocladium cerevisiae Auersw., in Rabenh., Klotzschii Herb. Viv. Mycol., Ed. Nova, Cent. 8:
 no. 764, 1858 [Bot. Zeitung **16**: 303, 1858; Flora **41**: 653, 1858], nom. nud.

Haplaria viridis (Link) Rabenh., Klotzschii Herb. Viv. Mycol., Ed. Nova, Cent. 8: no. 770,
 1858 [Bot. Zeitung **16**: 303, 1858; Flora **41**: 654, 1858]

≡ *Chloridium viride* Link, Mag. Gesell. Naturf. Freunde, Berlin **3**(1-2): 13, 1809.

Notes: This is a valid combination published on the label of Klotzschii Herb. Viv. Mycol., Ed.
 Nova, 770, 1858 (fig. 109).

Rabenhorst, Herb. mycologicum. Ed. II.
770. Haplaria (Chloridium) viridis
 Lk. obs. I. 11.
 Rabenh. Handb. I. p. 74. Dematium virescens Pers. Syn. 678.
 Fr. Syst. III. 363. Summ. 499.
 Dresdae, ad dolla vinaria in cellis diutius recondita; leg.
 Hantzsch.

Fig. 109

Botrytis brunneola Rabenh., Klotzschii Herb. Viv. Mycol., Ed. Nova, Cent. 8: no. 771, 1858
 [Bot. Zeitung **16**: 303, 1858; Flora **41**: 654, 1858].

Notes: This is a validly published species with a description on the label of Klotzschii Herb.
 Viv. Mycol., Ed. Nova, 771, 1858 (fig. 110).

Rabenhorst, Herb. mycologicum. Ed. II.
771. Botrytis (Polyactis) brunneola
 Rabenh. Mspt.
 Acervulis velutinis, effusis, olivaceo-fuscis; hyphis erectis, subsimplicibus, fuscis; ramis verrucaeformibus s. elongatis; sporis oblongis vel ovoideis, hyalinis, e verrucis innovantibus, episporio pallide colorato.
 In capitulis humi jacentibus pr. Doemitz leg. Fiedler.
 Cf. *Botrytis interrupta* Fres. Beitr. I. p. 15 T. II. F. 12–14; an eadem planta?

Fig. 110

Peronospora holostei Casp., in Rabenh., Klotzschii Herb. Viv. Mycol., Ed. Nova, Cent. 8: no. 774, 1858 [Bot. Zeitung **16**: 303, 1858; Flora **41**: 654, 1858], nom. nud.

≡ *Peronospora holostei* Casp. ex de Bary, Ann. Sci. Nat., Bot., Sér. 4, **20**: 115, 1863.

= *Peronospora conferta* (Unger) Unger f. *holostei* Fuckel, Fungi Rhen. Exs., Fasc. I: no. 17, 1863.

Notes: *Peronospora holostei* was introduced in Klotzschii Herb. Viv. Mycol., Ed. Nova, 774, 1858, but without description (nom. nud.), and was later validated by de Bary (l.c.). *P. conferta* f. *holostei* is a valid forma, although without any description, introduced as substrate (host) forma of a pathogenic fungus.

Tubercularia confluens Pers. var. *sophorae* Rabenh., Klotzschii Herb. Viv. Mycol., Ed. Nova, Cent. 8: no. 778, 1858 [Bot. Zeitung **16**: 303, 1858; Flora **41**: 654, 1858], nom. nud.

Overlooked combinations in *Depazea*, introduced in Rabenhorst (1844)

Fries (1818) introduced the genus *Depazea* Fr. (type species: *D. frondicola* Fr.). Later, he reduced this name to synonymy with *Sphaeria* (Fries 1823: 318, 527), and other authors followed, e.g. Wallroth (1833). Rabenhorst (1844) recognized *Depazea* and assigned numerous species to this genus. Later, Fries (1849) treated *Depazea* again as a genus of its own and listed nine species, including some omitted taxonomic novelties (see below).

Based on results of phylogenetic analyses, the type species of *Depazea*, *D. frondicola*, has recently been reallocated to *Sphaerulina* Sacc. (Verkley et al. 2013: 296), i.e., the older name *Depazea* is a synonym of *Sphaerulina*. Therefore, a proposal to conserve the genus name *Sphaerulina* over *Depazea* is necessary.

Depazea aegopodii (Pers. : Fr.) Rabenh., Deutschl. Krypt.-Fl. **1** (Pilze): 139, 1844.

≡ *Sphaeria aegopodii* Pers., Observ. mycol. (Lipsiae) **1**: 17, 1796 [: Fr., Syst. mycol. (Lundae) **2**(2): 526, 1823].

Depazea aesculicola (Fr.) Rabenh., Deutschl. Krypt.-Fl. **1** (Pilze): 137, 1844.

≡ *Sphaeria aesculicola* Fr., Syst. mycol. (Lundae) **2**(2): 530, 1823.

≡ *Septoria aesculicola* (Fr.) Sacc., Bull. Soc. Mycol. Fr. **5**(4): 122, 1890.

Depazea brassicicola (Duby) Rabenh., Deutschl. Krypt.-Fl. **1** (Pilze): 138, 1844, nom. illeg. (Art. 53.1), non *D. brassicicola* Desm., 1826.

≡ *Sphaeria brassicicola* Duby [as “*brassicaecola*”], Bot. Gall., Edn 2 (Paris) **2**: 712, 1830.

Depazea buxicola (DC.) Rabenh., Deutschl. Krypt.-Fl. **1** (Pilze): 136, 1844.

≡ *Sphaeria lichenooides* var. *buxicola* DC., in de Candolle & Lamarck, Fl. franç., Edn 3 (Paris) **6**: 149, 1815.

≡ *Sphaeria buxicola* (DC.) Fr., Syst. mycol. (Lundae) **2**(2): 258, 1823.

≡ *Mycosphaerella buxicola* (DC.) Tomilin, Nov. Sist. Niz. Rast. **6**: 119 [“1969”] 1970.

Depazea calthicola (DC. : Fr.) Rabenh., Deutschl. Krypt.-Fl. **1** (Pilze): 139, 1844.
 ≡ *Sphaeria lichenoides* var. *calthicola* DC. [as “*calthaeicola*”], in de Candolle & Lamarck, Fl. franç., Edn 3 (Paris) **6**: 149, 1815.
 ≡ *Sphaeria calthicola* (DC.) Fr., Syst. mycol. (Lundae) **2**(2): 532, 1823.

Depazea castaneicola (DC. : Fr.) Rabenh., Deutschl. Krypt.-Fl. **1** (Pilze): 137, 1844.
 ≡ *Sphaeria lichenoides* var. *castaneicola* DC. [as “*castaneaecola*”], in de Candolle & Lamarck, Fl. franç., Edn 3 (Paris) **6**: 147, 1815.
 ≡ *Sphaeria castaneicola* (DC.) Fr. [as “*castaneaecola*”], Syst. mycol. (Lundae) **2**(2): 530, 1823.
 Notes: Fries (l.c.) cited “Dec. l. c. b.”, i.e., he undoubtedly referred to *Sphaeria lichenoides* var. *castaneicola* DC. as in other cases in his treatment of *Sphaeria* spp. Rabenhorst (l.c.) cited “De C.” (= de Candolle) as well.

Depazea convolvulicola (DC.) Rabenh., Deutschl. Krypt.-Fl. **1** (Pilze): 138, 1844.
 ≡ *Sphaeria lichenoides* var. *convolvulicola* DC., in de Candolle & Lamarck, Fl. franç., Edn 3 (Paris) **5/6**: 148, 1815.
 ≡ *Sphaeria gentianicola* var. *convolvulicola* (DC.) Fr., Syst. mycol. (Lundae) **2**(2): 531, 1823.

Depazea cornicola (DC. : Fr.) Rabenh., Deutschl. Krypt.-Fl. **1** (Pilze): 137, 1844.
 ≡ *Sphaeria lichenoides* var. *cornicola* DC., in de Candolle & Lamarck, Fl. franç., Edn 3 (Paris) **5/6**: 148, 1815.
 ≡ *Sphaeria cornicola* (DC.) Fr., Syst. mycol. (Lundae) **2**(2): 530, 1823.
 ≡ ***Sphaerulina cornicola*** (DC. : Fr.) Verkley, Quaedvl. & Crous, Stud. Mycol. **75**(1): 295, 2013.

Depazea crispans (Fr.) Rabenh., Deutschl. Krypt.-Fl. **1** (Pilze): 138, 1844.
 ≡ *Sphaeria crispans* Fr., Elench. fung. (Greifswald) **2**: 111, 1828.

Depazea dianthi (Alb. & Schwein.) Rabenh., Deutschl. Krypt.-Fl. **1** (Pilze): 137, 1844.
 ≡ *Sphaeria dianthi* Alb. & Schwein., Consp. fung. (Leipzig): 47, 1805.
 ≡ *Septoria dianthi* (Alb. & Schwein.) Desm., Ann. Sci. Nat., Bot., Sér. 3, **11**(2): 346, 1849.
 ≡ *Ascochyta dianthi* (Alb. & Schwein.) Berk., Outl. Brit. Fung. (London): 320, 1860.
 Notes: Mel'nik (1977) regarded this species as a synonym of *Septoria dianthi* (Alb. & Schwein.) Desm. (≡ *Ascochyta dianthi* (Alb. & Schwein.) Berk.). Desmazières (1849) cited *Sphaeria dianthi* Alb. & Schwein. as synonym of his *Septoria dianthi*, i.e., he introduced a new combination based on the latter name.

Depazea fagicola (Fr.) Rabenh., Deutschl. Krypt.-Fl. **1** (Pilze): 137, 1844.
 ≡ *Sphaeria fagicola* Fr., Syst. mycol. (Lundae) **2**(2): 529, 1823.
 ≡ *Sphaerella fagicola* (Fr.) Auersw., in Gonnermann & Rabenhorst, Mycol. eur. Abbild. Sämmtl. Pilze Eur. **5-6**: 7, 1869.
 Notes: According to Aptroot (2006: 89) possibly identical with *Mycosphaerella punctiformis* (= *Ramularia endophylla*).

Depazea fragariicola (Wallr.) Rabenh., Deutschl. Krypt.-Fl. **1** (Pilze): 138, 1844.
 ≡ *Sphaeria fragariicola* Wallr., Fl. crypt. Germ. (Norimbergae) **2**: 767, 1833.

Depazea gentianicola (DC. : Fr.) Rabenh., Deutschl. Krypt.-Fl. **1** (Pilze): 138, 1844.
 ≡ *Sphaeria lichenoides* var. *gentianicola* DC. [as “*gentianaecola*”], in de Candolle & Lamarck, Fl. franç., Edn 3 (Paris) **5/6**: 148, 1815.
 ≡ *Sphaeria gentianicola* (DC.) Fr., Syst. mycol. (Lundae) **2**(2): 531, 1823.
 ≡ ***Leptothyrium gentianicola*** (DC. : Fr.) Bäumler, Hedwigia **24**: 75, 1885.

Depazea juglandina (Fr.) Rabenh., Deutschl. Krypt.-Fl. **1** (Pilze): 137, 1844, nom. illeg. (Art. 52.1)

≡ *Xyloma juglandis* DC., in de Candolle & Lamarck, Fl. franç., Edn 3 (Paris) **5/6**: 158, 1815, non *Sphaeria juglandis* DC. 1815.

≡ *Sphaeria juglandina* Fr., Syst. mycol. (Lundae) **2**(2): 621, 1823 (nom. nov.).

≡ *Phyllosticta juglandis* (DC.) Sacc., Syll. fung. (Abellini) **3**: 31, 1884.

Notes: Fries (1823: 621) introduced *Sphaeria juglandina* as new name for *Xyloma juglandis* DC. Rabenhorst (1844) cited de Candolle's name as synonym of *D. juglandina*, but failed to introduce the correct combination "*Depazea juglandis*". In Elench. fung. (Greifswald) **2**: 110, 1828, Fries added a description to *Sphaeria (Depazea) juglandicola*. *Xyloma juglandis* is probably a species of *Phoma* (van der Aa & Vanev 2002).

Depazea lychnidis (Fr.) Rabenh., Deutschl. Krypt.-Fl. **1** (Pilze): 137, 1844.

≡ *Sphaeria lychnidis* Fr. in Kunze & J.C. Schmidt, Mykologische Hefte (Leipzig) **2**: 53, 1823 [Fr., Systema Mycologicum **2**(2): 531, 1823].

≡ *Phyllosticta lychnidis* (Fr.) Ellis & Everh., North American Phyllostictas (New Jersey): 59 1900.

Notes: Fries is the author of the chapter in the booklet published by Kunze & Schmidt (1823). Therefore, new names published in this chapter have to be ascribed to Fries as author. The identity of this species is unclear. Van der Aa & Vanev (2002) did not examine type material. Secondary collections deposited under this name turned out to belong to *Phoma exigua* Desm.

Depazea ostruthii (Fr.) Rabenh., Deutschl. Krypt.-Fl. **1** (Pilze): 139, 1844.

≡ *Sphaeria ostruthii* Fr., Observ. mycol. (Havniae) **1**: 174, 1815.

≡ *Stigmatea ostruthii* (Fr.) Oudem. ex Sacc., Syll. fung. (Abellini) **1**: 545, 1882.

Depazea pyrolae (Ehrenb. : Fr.) Rabenh., Deutschl. Krypt.-Fl. **1** (Pilze): 136, 1844.

≡ *Sphaeria pyrolae* Ehrenb., Sylv. mycol. berol. (Berlin): 29, 1818 [Fr., Syst. mycol. (Lundae) **2**(2): 528, 1823].

Notes: The identity and affinity of *Sphaeria pyrolae* is unclear. Aptroot (2006) failed to trace type material of this species. He examined several collections deposited under this name and observed that they were morphologically indistinguishable from *Mycosphaerella punctiformis* (Pers.) Stårbeck (= *Ramularia endophylla* Verkley & U. Braun). Eriksson (1992) cited this name as synonym of *Mycosphaerella chimaphilae* (Ellis & Everh.) Höhn. (synonymy not based on type material).

Depazea quercicola (DC. : Fr.) Rabenh., Deutschl. Krypt.-Fl. **1** (Pilze): 137, 1844.

≡ *Sphaeria quercicola* Wallr., Fl. crypt. Germ. (Norimbergae) **2**: 768, 1833.

Depazea ribicola (Fr.) Rabenh., Deutschl. Krypt.-Fl. **1** (Pilze): 137, 1844.

≡ *Sphaeria ribicola* Fr., Syst. mycol. (Lundae) **2**(2): 530, 1823.

≡ *Phyllosticta ribicola* (Fr.) Sacc., Syll. fung. (Abellini) **3**: 17, 1884.

Notes: The identity of this species is unclear (see van der Aa & Vanev 2002: 398–399).

Depazea salicicola (Fr.) Rabenh., Deutschl. Krypt.-Fl. **1** (Pilze): 137, 1844.

≡ *Sphaeria salicicola* Fr., Syst. mycol. (Lundae) **2**(2): 530, 1823.

≡ *Sphaerella salicicola* (Fr.) Fuckel, Jahrb. Nassauischen Vereins Naturk. **23–24**: 106, [“1869–70”] 1870.

≡ *Septoria salicicola* (Fr.) Sacc., Michelia **1**(2): 171, 1878.

≡ *Mycosphaerella salicicola* (Fr.) Johanson ex Oudem., Rév. Champ. Pays-Bas (Amsterdam) **2**: 210, 1897.

Notes: Fuckel (1870) cited "*Depazea salicicola* Fr. as synonym of *Sphaerella salicicola*, i.e., *Sphaeria salicicola* is the basionym of a new combination, and the combination *Mycosphaerella salicicola* is accordingly based on *Sphaeria salicicola* as well (see also Aptroot 2006: 179). This

species seems to be a synonym of *Mycosphaerella punctiformis* (= *Ramularia endophylla*) [see Tomilin 1979].

Depazea stemmatea (Fr. : Fr.) Rabenh., Deutschl. Krypt.-Fl. **1** (Pilze): 137, 1844.
≡ *Sphaeria stemmatea* Fr., Kongl. Vetensk. Acad. Handl. **38**: 246, 1817 [: Fr., Syst. mycol. (Lundae) **2**(2): 528, 1823].
≡ *Mycosphaerella stemmatea* (Fr. : Fr.) Romell, Fungi Paras. Scand. Exs., Fasc. **1**: no. 68, 1890.
Notes: see Aptroot (2006: 190).

Depazea subradians (Fr. : Fr.) Rabenh., Deutschl. Krypt.-Fl. **1** (Pilze): 139, 1844.
≡ *Sphaeria subradians* Fr., K. Svenska Vetensk-Akad. Handl., Ser. 3, **38**: 248, 1817 [: Fr., Syst. mycol. (Lundae) **2**(2): 525, 1823].
≡ *Mycosphaerella subradians* (Fr.) J. Schröt., in Cohn, Krypt.-Fl. Schlesien (Breslau) **3.2**(3): 339, 1894.

Depazea tremulicola (DC. : Fr.) Rabenh., Deutschl. Krypt.-Fl. **1** (Pilze): 137, 1844.
≡ *Sphaeria lichenoides* var. *tremulicola* DC. [as “*tremulaecola*”], in de Candolle & Lamarck, Fl. franç., Edn 3 (Paris) **6**: 147, 1815.
≡ *Sphaeria tremulicola* (DC.) Fr. [as “*tremulaecola*”], Syst. mycol. (Lundae) **2**(2): 529, 1823.
≡ *Mycosphaerella tremulicola* (DC. : Fr.) Petr., Ann. Mycol. **38**: 248, 1940.
Notes: Tomilin (1979) reduced this species to synonymy with *Mycosphaerella punctiformis* (= *Ramularia endophylla*).

Depazea vagans (Fr.) Rabenh., Deutschl. Krypt.-Fl. **1** (Pilze): 139, 1844.
≡ *Sphaeria vagans* Fr., Syst. mycol. (Lundae) **2**(2): 532, 1823.

***Depazea* names introduced in Fries (1849)**

Depazea aesculicola (Fr.) Fr., Summa veg. Scand., Sec. Post.: 423, 1849.
≡ *Sphaeria aesculicola* Fr., Syst. mycol. (Lundae) **2**(2): 530, 1823.

Depazea alpina Fr., Summa veg. Scand., Sec. Post.: 423, 1849.
Note: A valid name (with description/diagnosis).

Depazea populicola Fr., Summa veg. Scand., Sec. Post.: 423, 1849, nom. nud.
Notes: Fries (l.c.) only added the note “a priori diversa”.

Depazea punctiformis (Pers. : Fr.) Fr., Summa veg. Scand., Sec. Post.: 423, 1849.
≡ *Sphaeria punctiformis* Pers., Ann. Bot. (Usteri) **11**: 26, 1794 [: Fr., Syst. mycol. (Lundae) **2**(2): 525, 1823].
≡ *Mycosphaerella punctiformis* (Pers.) Starbäck, Bih. K. Svenska VetenskAkad. Handl., Afd. 3 **15**(2): 9, 1889.
= ***Ramularia endophylla*** Verkley & U. Braun, in Verkley et al., Mycol. Res. **108**(11): 1276, 2004.

Depazea vaccinii Fr., Summa veg. Scand., Sec. Post.: 422, 1849.
Notes: This is a validly published species with a diagnosis in a footnote.

Acknowledgements

Sincere thanks are due to Prof. Donald Pfister and Genevieve E. Tocci, Harvard University Herbaria, Cambridge, Mass., USA, for providing a copy of Schmidt & Kunze, Deutschlands Schwämme, Fünfte Lieferung: 5, 1816.

Literature

- Aptroot, A. 2006: *Mycosphaerella* and its anamorphs: 2. Conspectus of *Mycosphaerella*. CBS Biodiversity Series **5**: 1–231.
- Bommer, E. & Rousseau, M. 1884: Florule mycologique des environs de Bruxelles. Bulletin de la Société Royale de Botanique de Belgique **23**: 15–365, 1884.
- Braun, U. 1998: A monograph of *Cercospora*, *Ramularia* and allied genera (phytopathogenic hyphomycetes). Vol. 2. IHW-Verlag Eching.
- Braun, U. 2018: Annotated list of taxonomic novelties published in “Herbarium Vivum Mycologicum” issued by J. F. Klotzsch and G. L. Rabenhorst between 1832 and 1855. *Schlechtendalia* **34**: 3–90.
- Constantinescu, O. 1991: An annotated list of *Peronospora* names. *Thunbergia* **15**: 1–110.
- Cooke, M. C. 1879: *Mycographia, seu Icones fungorum*. Figures of fungi from all parts of the world, drawn and illustrated by M. C. Cooke. Vol. 1. Discomycetes, part 1. [4]. London.
- Cooke, W. B. & Shaw C. G. 1952: Western Fungi. III. *Mycologia* **44**: 795–812.
- Desmazières, J. B. H. J. 1849: Sur les plantes cryptogames récemment découvertes en France. *Annales des Sciences Naturelles, Botanique, Sér. 3*, **11**(2): 338–365.
- Eriksson, O. E. 1992: The non-lichenized pyrenomycetes of Sweden. Lund.
- Fries, E. M. 1818: *Observationes mycologicae praecipue ad illustrandam Floram Suevicam. Pars secundam*. Havniae.
- Fries, E. M. 1825: *Systema orbis vegetabilis. Pars I. Plantae homonemeae*. Lundae.
- Fries, E. M. 1823: *Systema mycologicum. Vol. II*. Lundae.
- Fries, E. M. 1832: *Systema mycologicum. Vol. III. Gryphiswaldiae*.
- Fries, E. M. 1849: *Summa vegetabilium Scandinaviae, Sectio Posterior*. Stockholm.
- Fuckel, K. W. G. L. 1870: *Symbolae Mycologicae. Beiträge zur Kenntnis der Rheinischen Pilze. Jahrbücher des Nassauischen Vereins für Naturkunde* **23-24**: 1–459.
- Kohlmeyer, J. 1962: *Index Alphabeticus Klotzschii et Rabenhorstii Herbarii Mycologici. Beihefte zur Nova Hedwigia* **4**: 1–230.
- Kunze & Schmidt (1823): *Mykologische Hefte. Zweites Heft*. Leipzig.
- Mel'nik, V. A. 1977: *Opredelitel' gribov roda Ascochyta* Lib. Leningrad.
- Rabenhorst, G. L. 1844: *Deutschlands Kryptogamen-Flora 1 (Pilze)*. Leipzig.
- Rabenhorst, G. L. 1851: *Index alphabeticus et conspectus systematicus in Klotzschii Herbarium Vivum Mycologicum*. Dresden.
- Strauss, F. 1810: Über die Persoonschen Pilzgattungen *Stilbospora*, *Uredo* und *Puccinia*. *Annalen der Wetterauischen Gesellschaft für die Gesamte Naturkunde* **2**: 79–114.
- Tomilin, B. A. 1979: *Opredelitel' gibov roda Mycosphaerella* Johans. Leningrad.
- Tulasne, L. R. 1854: Second mémoire sur les Uredinées et les Ustilaginées. *Annales des Sciences Naturelles, Ser. 4, Botanique*, **2**: 77–196.
- Van der Aa, H. A. & Vanev, S. 2002: A revision of the species described in *Phyllactinia*. CBS, Utrecht.
- Verkley, G. J. M., Quaadvlieg, W., Shin, H. D. & Crous, P. W. 2013: A new approach to species delimitation in *Septoria*. *Studies in Mycology*. **75**: 213–305.
- Wallroth, F. W. 1833: *Flora cryptogamica Germaniae. Band 2. Norimbergiae*.
- Willdenow, C. L. von 1825. *Species plantarum [...] Editio quarta [...] Tomus VI. Pars II, Berolini*.
- Winter, G. 1880: Bemerkungen über einige Uredineen. *Hedwigia* **19**(2): 17–29.

Address of the author

Uwe Braun, Martin-Luther-Universität, Institut für Biologie, Bereich Geobotanik und Botanischer Garten, Neuwerk 21, 06099 Halle (Saale), Germany.
(E-mail: uwe.braun@botanik.uni-halle.de)

ZOBODAT - www.zobodat.at

Zoologisch-Botanische Datenbank/Zoological-Botanical Database

Digitale Literatur/Digital Literature

Zeitschrift/Journal: [Schlechtendalia](#)

Jahr/Year: 2018

Band/Volume: [35](#)

Autor(en)/Author(s): Braun Uwe

Artikel/Article: [Annotated list of taxonomic novelties published in “Klotzschii Herbarium Vivum Mycologicum, Editio Nova” issued by G. L. Rabenhorst between 1855 and 1858 1-43](#)