

# Annotated list of taxonomic novelties published in “L. Rabenhorstii Fungi Europaei et Extraeuropaei Exsiccati, Klotzschii Herbarium Vivum Mycologicum Continuato, Editio Nova, Series Secunda” Cent. 27 to 36 issued by G. Winter between 1881 and 1886

Uwe BRAUN & Konstanze BENSCH

**Abstract:** Braun, U. & Bensch, K. 2022: Annotated list of taxonomic novelties published in “L. Rabenhorstii Fungi Europaei et Extraeuropaei Exsiccati, Klotzschii Herbarium Vivum Mycologicum Continuato, Editio Nova, Series Secunda” Cent. 27 to 36 issued by G. Winter between 1881 and 1886. *Schlechtendalia* 39: 1–53.

New taxa and new combinations published by G. Winter in “L. Rabenhorstii Fungi Europaei et Extraeuropaei Exsiccati, Klotzschii Herbarium Vivum Mycologicum, Editio Nova, Series Secunda” Cent. 27 to 36 in the second half of the 19<sup>th</sup> century are listed and annotated. References, citations and the synonymy are corrected when necessary. The nomenclature of some taxa, e.g., *Cylindrosporium veratrinum*, is discussed in more detail. The new combination *Auerswaldiella disciformis* is introduced.

**Zusammenfassung:** Braun, U. & Bensch, K. 2022: Kommentierte Liste taxonomischer Neuheiten publiziert in „L. Rabenhorstii Fungi Europaei et Extraeuropaei Exsiccati, Klotzschii Herbarium Vivum Mycologicum Continuato, Editio Nova, Series Secunda“ Cent. 27 bis 36, herausgegeben von G. Winter zwischen 1881 und 1886. *Schlechtendalia* 39: 1–53.

Neue Taxa und Kombinationen publiziert von G. Winter in „L. Rabenhorstii Fungi Europaei et Extraeuropaei Exsiccati, Klotzschii Herbarium Vivum Mycologicum, Editio Nova, Series Secunda“ Cent. 27 to 36“ in der zweiten Hälfte des 19. Jahrhunderts werden aufgelistet und annotiert. Referenzangaben, Zitate und die Synonymie werden korrigiert falls notwendig. Die Nomenklatur einiger Taxa, z.B., *Cylindrosporium veratrinum*, wird detaillierter besprochen. Die neue Kombination *Auerswaldiella disciformis* wird eingeführt.

**Key words:** Fungi, nomenclature, exsiccata, protologue.

Published online 31 Jan. 2022

## Introduction

In 1832, Johann F. Klotzsch initiated the exsiccata “Herbarium Vivum Mycologicum” and issued Cent. 1 and 2. Gottlob L. Rabenhorst continued this exsiccata since 1842 and issued Cent. 3 to 20. An index was published by Rabenhorst (1851). Taxonomic novelties published in this exsiccata have been listed and annotated in Braun (2018a). Rabenhorst continued this exsiccata under the name “Klotzschii Herbarium Vivum Mycologicum, Editio Nova” and issued eight centuria between 1855 and 1858 [Series Prima]. Taxonomic novelties published in Editio Nova, Cent. 1–8, are included and annotated in Braun (2018b). Thereafter, Rabenhorst continued his exsiccata with “Fungi Europaei Exsiccati, Klotzschii Herbarium Vivum Mycologicum Continuato, Editio Nova, Series Secunda” and issued Cent. 1–26 between 1859 and 1881. Braun & Bensch (2019) treated taxonomic novelties published in Cent. 1–10 of “Editio Nova, Series Secunda” and Braun & Bensch (2021a) continued this series with taxonomic novelties in Cent. 11–20, followed by Braun & Bensch (2021b), which includes taxonomic novelties in Cent. 21–26. The present treatment contains taxonomic novelties published by G. Winter in Cent. 27–36 (1881–1886) of this exsiccata [Winter, Fungi Eur. Extraeur. Exs., standard abbreviation, according to <http://indexs.botanischestaatssammlung.de/>]. Otto Pazschke finished this series with Cent. 37–45, issued between 1890 and 1905. Details to this exsiccata, including data of the publication of the particular centuria and announcements in the journals *Botanische Zeitung*, *Flora* and *Hedwigia* are to be found in Kohlmeyer (1962). According to ICN, Art. 30.8 (Ex. 12), descriptions, new combinations and other taxonomic novelties on labels accompanying distributed specimens (exsiccata) are effectively published, i.e., valid names published on printed labels of distributed exsiccata have to be taken into consideration with regard to priority issues of taxa. However, experiences have shown so far that names published in exsiccata have often been neglected or wrongly cited in nomenclature databases and taxonomic treatments. The particular centuria of “Herbarium Vivum Mycologicum” and “Fungi Europaei Exsiccati” were prepared and, when ready to be distributed, announcements in several botanical journals were published, i.e., descriptions on printed labels in the exsiccata have priority and names (with repeated descriptions) in the journals are later isonyms (Art. 6.3, Note 2) that have to be disregarded. In some cases, particular centuria were

issued even one calendar year earlier [e.g., *Fungi Europaei Exsiccati*, Cent. 3 in 1860, but announcements in *Botanische Zeitung* 19 and *Flora* 44 in 1861, Cent. 24 was published in 1877 and in *Hedwigia* in 1878, Cent. 27 in 1881 and in *Hedwigia* in 1882, and Cent. 36 in 1886 and in *Hedwigia* in 1887]. Numerous names appearing in exsiccata are nomina nuda (without any descriptions or diagnoses) which were validated in later publications by the original author or other authors, either as “ex cases” or as “combinations” under other generic names. In the latter case, the validated names must be attributed to the validating authors alone. The present work was performed in consultation with *Index Fungorum* and *Mycobank*, i.e., the results are also meant to be groundwork for these databases.

An almost complete set of “*Fungi Europaei Exsiccati*, Klotzschii Herbarium Vivum Mycologicum Continuato, Editio Nova, Series Secunda” preserved in HAL was the basis for the present nomenclatural study and reassessment of names. Some types have been re-examined in order to clarify the identity of the taxa concerned. In other cases, currently used and recognized names are cited and highlighted in bold.

## Annotated list of taxa

### Cent. 27

*Lophodermium eximium* Ces., in G. Winter, Rabenh. *Fungi Eur. Extraeur. Exs.* (Klotzschii Herb. Viv. Mycol. Continuatio, Ed. Nova, Ser. Sec.), Cent. 27: no. 2643 a, 1881 [*Hedwigia* 21(1): 7, 1882]. = *Hypoderma eximium* (Ces.) Kuntze, *Revis. gen. pl.* 3(3): 487, 1898.

Notes: This is a new species name validly published on the label of Winter, *Fungi Eur. Extraeur. Exs.* 2643 a (fig. 1). This species was described and recognised in Tehon (1935: 48–49).

*Hypoderma ampelodesmi* Ces., in G. Winter, Rabenh. *Fungi Eur. Extraeur. Exs.* (Klotzschii Herb. Viv. Mycol. Continuatio, Ed. Nova, Ser. Sec.), Cent. 27: no. 2643 b, 1881 [*Hedwigia* 21(1): 8, 1882]. = *Hypodermopsis ampelodesmi* (Ces.) Kuntze, *Revis. gen. pl.* 3(3): 487, 1898.

= *Locelliderma ampelodesmi* (Ces.) Tehon, *Illinois Biol. Monogr.* 13(4): 122, 1935.

Notes: This is a new species name validly published on the label of Winter, *Fungi Eur. Extraeur. Exs.* 2643 b (fig. 1).

Rabenhorst-Winter, *Fungi europaei*.

#### **2643 a. *Lophodermium eximium* Ces.**

nova spec.

An: *L. culmigeni* var.?

*Perithecia* prominentia, oblonga, 1—1 $\frac{2}{3}$  mill.  $\times$   $\frac{1}{3}$ — $\frac{1}{2}$  mill., castanea, laevigata, fissura lineari aperta, labiis amoene isabellinis. Asci 130  $\mu$  lg., 10  $\mu$  crassi, ab apice ad basim sensim attenuati, paraphysibus filiformibus intermixtis. Sporidia liliformia, fasciculata.

#### **b. *Hypoderma Ampelodesmi* Ces.**

nov. spec.

*Perithecia* linearia, interdum sinuosa, utrinque acuminata, nigrescentia, labiis tenuissimis concoloribus, usque 2 mill. longa sed tantum  $\frac{1}{4}$  mill. lata, paraphysibus capillaribus granulosis. — Asci sub-clavati, 8-spori, sporidiis 2-seriatis, curvulo-cylindraceis (sausage-shaped ill. Berkeley et Cooke audirent), utrinque obtusa uno line crassiora, subopaca, in medio 1-ocellata.

Utraque species partem inferiorem foliorum in sicco eburneam *Ampelodesmi tenacis* (qui „*Ddisi*“ *Catanensibus* adpellatur) incolit hac vero constanti situs ratione, quod *Hypoderma* tantummodo in parte basali vaginanti reperitur, dum *Lophodermium* altius se extollit.

In H. B. Neapolitano.

leg. Cesati.

Fig. 1

*Sphaeria dasyliirii* Ces., in G. Winter, Rabenh. *Fungi Eur. Extraeur. Exs.* (Klotzschii Herb. Viv. Mycol. Continuatio, Ed. Nova, Ser. Sec.), Cent. 27: no. 2655 (1), 1881 [*Hedwigia* 21(1): 9, 1882]. = *Leptosphaeria dasyliirii* (Ces.) Sacc., *Syll. fung.* 2: 67, 1883.

Notes: This is a new species name validly published on the label of Winter, Fungi Eur. Extraeur. Exs. 2655 (1) (fig. 2).

*Diplodia pellica* Ces., in G. Winter, Rabenh. Fungi Eur. Extraeur. Exs. (Klotzschii Herb. Viv. Mycol. Continuatio, Ed. Nova, Ser. Sec.), Cent. 27: no. 2655 (2), 1881 [Hedwigia **21**(1): 9, 1882].

Notes: This is a new species name validly published on the label of Winter, Fungi Eur. Extraeur. Exs. 2655 (2) (fig. 2).

*Phoma dasylirii* Ces., in G. Winter, Rabenh. Fungi Eur. Extraeur. Exs. (Klotzschii Herb. Viv. Mycol. Continuatio, Ed. Nova, Ser. Sec.), Cent. 27: no. 2655 (3), 1881 [Hedwigia **21**(1): 9, 1882].

Notes: This is a new species name validly published on the label of Winter, Fungi Eur. Extraeur. Exs. 2655 (3) (fig. 2).

*Sphaeropsis aequivoca* Ces. [as “*aequivoca*”], in G. Winter, Rabenh. Fungi Eur. Exs. (Klotzschii Herb. Viv. Mycol. Continuatio, Ed. Nova, Ser. Sec.), Cent. 27: no. 2655 (4), 1881 [Hedwigia **21**(1): 9, 1882], nom. illeg. (Art. 53.1), non Desm., 1859.

≡ *Phoma aequivoca* Sacc. [as “(Ces.) Sacc.”], Syll. fung. **3**: 159, 1884, nom. illeg. (Art. 53.1), non Ces., 1879.

≡ *Macrophoma aequivoca* Berl. & Voglino [as “(Ces.) Berl. & Voglino”], Atti Soc. Veneto-Trentino Sci. Nat. Padova **10**(1): 194, 1886.

Notes: This is an illegitimate new species name published on the label of Winter, Fungi Eur. Extraeur. Exs. 2655 (4) (fig. 2).

Rabenhorst-Winter, Fungi europaei  
**2655.** Micromycetes foliorum *Dasyliirii juncei*.  
Totam seriem offerunt, quam hic ad interim exponere  
libet, etsi accuratius singulas formas explorare adhuc in  
votis sit.

- 1, 2. **Sphaeria Dasyliirii** Nob. subcutanea, in fol. vetustioribus, quorum epidermis senio partim jam consumptam se praebet, — (socio *Diplodia pellica* Nob., brunnea, ovali, obscure septata, utrinque obtusissima  $10 \times 7\frac{1}{500}$  mill.) — peritheciis globulosis, minutissimis; paraphysibus filiformibus gelatinosis; ascis subclavatis,  $22 \times 5\frac{1}{500}$  mill., sporidiis 8, biserialibus, fusiformibus, viridulis, 3-septatis,  $8 \times 2\frac{1}{500}$  mill.
3. **Phoma Dasyliirii** Nob.; peritheciis hyalinis tenuissimis, lana viridula primitus obductis(?); sporis olivaceis, irregulariter lato-ellipticis,  $3\frac{1}{3} \times 3\frac{1}{500}$  mill.
4. **Sphaeropsis? aequivoca** Nob.; peritheciis laxe cellulosis; sporis hyalinis obscurissime? 1-septatis, elongatis, irregulariter linguiformibus,  $12\frac{1}{500}$  mill. longis.
5. *Blennoria novissima* Nob., si eadem sit, ut mihi visum, ac illa in Cycadeis reperta.
6. *Ascobolus?* — perrare obivus in *Sphaeria* parasiticus; viridis.
7. *Diplodia* sp. — Sporae obtusissimae (rotundatae), obscure septatae, brunneae;  $10 \times 7$ .

In H. B. Neapolitano. leg. Cesati.

Fig. 2

*Sphaeria smaragdina* Ces., in G. Winter, Rabenh. Fungi Eur. Extraeur. Exs. (Klotzschii Herb. Viv. Mycol. Continuatio, Ed. Nova, Ser. Sec.), Cent. 27: no. 2656, 1881 [Hedwigia **21**(1): 9, 1882].

≡ *Didymosphaeria smaragdina* (Ces.) Sacc., Syll. fung. **1**: 707, 1882.

≡ *Didymosphaerella smaragdina* (Ces.) Cooke, Grevillea **18**(86): 29, 1889.

≡ *Microthelia smaragdina* (Ces.) Kuntze, Revis. gen. pl. **3**(3): 498, 1898.

≡ *Amphisphaeria smaragdina* (Ces.) Schrantz, Bull. Trimestriel Soc. Mycol. Fr. **76**(4): 333, 1961.

= *Sphaeria palmacea* Cooke, Grevillea **7**(41): 12, 1878.

≡ *Anthostomella palmacea* (Cooke) Sacc., Syll. fung. **1**: 291, 1882.

≡ *Didymosphaerella palmacea* (Cooke) Cooke, Grevillea **17**(82): 29, 1889.

≡ *Didymosphaeria palmacea* (Cooke) Ellis & Everh., N. Amer. Pyrenomyc.: 329, 1892.

≡ *Montagnula palmacea* (Cooke) Aptroot, Nova Hedwigia **60**(3-4): 341, 1995.

= *Didymosphaeria stowardii* Sacc. [as “*stowardii*”], Ann. Mycol. **13**(2): 138, 1915.

= *Didymosphaeria cocois-capitatae* Caball., Anales Jard. Bot. Madrid 1: 180, 1941.

Notes: This is a new species name validly published on the label of Winter, Fungi Eur. Extraeur. Exs. 2656 (fig. 3). Synonymy and taxonomy, see Apptroot (1995: 341).

Rabenhorst-Winter, Fungi europaei.  
**2656. *Sphaeria smaragdina* Cesati**  
nov. spec.  
Perithecia depresso globosa, epidermide tecta, demum vertice perforato erumpentia, contextu celluloso. — Asci grosse cylindracci, interdum leviter arcuati, paraphysibus filiformibus ramosis intermixtis,  $30 \times 7\frac{1}{500}$  mill. — Sporidia 1-serialia, octona, pulchre viridia, oblonga, 1-septata ad septum constricta, quovis loculo in contiguitate septi 1-ocellato;  $7 \times 2\frac{1}{500}$  mill.  
In foliis corruptis Phoenicis dactyliferæ; ex H. B. Neapolitano. leg. Cesati.  
Obs.: Dürfte identisch sein mit *Didymosphaeria nubecula* Pass. in Revue mycol. 1880. 1. Heft pag. 35. G. W.

Fig. 3

*Pleospora erythrinae* Ces., in G. Winter, Rabenh. Fungi Eur. Extraeur. Exs. (Klotzschii Herb. Viv. Mycol. Continuatio, Ed. Nova, Ser. Sec.), Cent. 27: no. 2658, 1881 [Hedwigia 21(1): 9, 1882].

Notes: This is a new species name validly published on the label of Winter, Fungi Eur. Extraeur. Exs. 2658 (fig. 4). According to Müller (1951), this name is a synonym of *Pleospora herbarum*.

Rabenhorst-Winter, Fungi europaei.  
**2658. *Pleospora erythrinae* Cesati** nov. spec.  
Perithecia epiphylla brunnea, sparsa, subcutanea, e basi applanata hemisphaerica, epidermidem findentia; contextus cellulosus. — Asci crasse cylindracci, brevissime stipitellati,  $90-93 \times 16\frac{1}{500}$  mill.; sporidia 8, biserialia, oblonga, viridula, paullisper torulosa, pluri-ocularia, mediana linea longitrorsum septata;  $13-16 \times 8-9\frac{1}{500}$  mill.  
Ad folia humistrata putrescentia Erythrinae Cristagalli, sub dio, in H. B. Neapolitano. leg. Cesati.

Fig. 4

*Pleospora varians* Ces., in G. Winter, Rabenh. Fungi Eur. Extraeur. Exs. (Klotzschii Herb. Viv. Mycol. Continuatio, Ed. Nova, Ser. Sec.), Cent. 27: no. 2660, 1881 [Hedwigia 21(1): 10, 1882].

Notes: This is a new species name validly published on the label of Winter, Fungi Eur. Extraeur. Exs. 2660 (fig. 5).

Rabenhorst-Winter, Fungi europaei.  
**2660. *Pleospora varians* Cesati** nov. spec.  
Perithecia sparsa, 1 mill. diameter, epidermide diu tecta, protuberantia, basi applanata. — Asci primitus pedicellati cylindracci, paraphysibus filiformibus obvallati,  $80 \mu$  lg.,  $24 \mu$  crass., in maturitate pedicello evanescente elongato-elliptici, utrinque obtusi,  $76 \mu$  lg.,  $24-28 \mu$  crass. — Sporidia 8 (raro 4-6) primitus bacillaria, tri-ocellata, dein soleiformia, utrinque obtusa, incomplete muriformia,  $24 \mu$  lg.,  $12-14 \mu$  crass.  
Amphigena in fol. Bupleuri fruticosi.  
H. B. Neapolit. leg. Cesati.  
P. S. Phoma consociatum reperitur, quod vix exploravi.  
Sporae oblongae,  $2 \times 1\frac{1}{500}$  obtusae.

Fig. 5

*Sordaria consanguinea* Ces., in G. Winter, Rabenh. Fungi Eur. Extraeur. Exs. (Klotzschii Herb. Viv. Mycol. Continuatio, Ed. Nova, Ser. Sec.), Cent. 27: no. 2661, 1881 [Hedwigia 21(1): 10, 1882].

≡ *Anthostomella consanguinea* (Ces.) Sacc., Syll. fung. 1: 282, 1882.

≡ *Hypocopra consanguinea* (Ces.) Sacc., Syll. fung. 2: XI, 1883.

Notes: This is a new species name validly published on the label of Winter, Fungi Eur. Extraeur. Exs. 2661 (fig. 6). This species was recognised, described and illustrated by Francis (1975: 62-63, fig. 23).

*Phoma sabaleos* Ces., in G. Winter, Fungi Eur. Exs. (Klotzschii Herb. Viv. Mycol. Continuatio, Ed. Nova, Ser. Sec.), Cent. 27: no. 2661 b, 1881 [Hedwigia 21(1): 10, 1882].

≡ *Phomopsis sabaleos* (Ces.) Bond.-Mont., Trudy Bot. Inst. Akad. Nauk SSSR, Ser. 2, 3: 787, 1936.

Notes: This is a new species name validly published on the label of Winter, Fungi Eur. Extraeur. Exs. 2661 b (fig. 6).

Rabenhorst-Winter, Fungi europaei.  
**2661. *Sordaria consanguinea* Cesati**  
nov. spec.  
Perithecia sparsa, punctiformia, epidermide obtecta, quam demum findunt verticem obtusum convexum revelantia. Asci lineares, 60—70  $\mu$  longi, 16  $\mu$  crassi. Sporidia 8, uniseriata, elliptica, ad utrumque polum subacutiuscula, primitus viridia, dein fusca, omni aetate in medio ocellata.  
Immixtae sunt:  
a) **Hendersonia** an spec. nov.?  
Perithecia epidermide, quam stellatim findunt, obtecta, punctiformia, anista, contextu granuloso; Sporidia cylindracea, 3-septata, utrinque obtusissima, 12—16  $\mu$  longa, 5  $\mu$  crassa.  
b) **Phoma Sabaleos** Ces. nov. spec.  
Erumpens, subhemisphaericum, membranaceum, contextu minute cellulosum; sporis ellipticis, acutiusculis, pallidis, 6  $\mu$  long., 4  $\mu$  crassis.  
In lamina exsiccata foliorum Sabal Adansonii. — Hujus loci non sunt Sphaeria sabalensis et palmetta Cooke in Raven., exsicc. No. 367 et 369, stipitis utraque incola: prior imprimis diversissima. Idem dicam de Sph. Sabaligera Berk. et Curt. in Grevillea 32. pag. 147.  
Ex horto botan. Neapolitano; sub dio.  
leg. Cesati.  
P. S. Neque deest hinc inde: *Coniothyrium Palmarum* Cda.

Fig. 6

*Didymosphaeria inaequalis* (Cooke) Niessl, in G. Winter, Rabenh. Fungi Eur. Extraeur. Exs. (Klotzschii Herb. Viv. Mycol. Continuatio, Ed. Nova, Ser. Sec.), Cent. 27: no. 2663, 1881.

≡ *Sphaerella inaequalis* Cooke, J. Bot., Lond. 4: 248, 1866, **nom. cons. prop.** (Rossman et al. 2018).

≡ *Venturia inaequalis* (Cooke) G. Winter, in Thümen, Mycoth. Univ., Cent. 3: no. 261, 1875.

= *Spilocaea pomi* Fr., Novit. fl. svec. 5(cont.): 79, 1819, nom. sanct. [Fr., Syst. mycol. 3: 504, 1832].

≡ *Fusicladium pomi* (Fr.) Lind, Danish Fungi: 521, 1913.

[Full synonymy, see: <http://www.speciesfungorum.org/GSD/GSDspecies.asp?RecordID=164141>; <https://www.mycobank.org/MB/164141>; Schubert et al. 2003: 76–77 (anamorph-typified names)]

Notes: This is a new combination validly published on the label of Winter, Fungi Eur. Extraeur. Exs. 2663 (fig. 7). Taxonomic treatment and epitypification, see Shen et al. (2020: 263).

Rabenhorst-Winter, Fungi europaei.  
**2663. *Didymosphaeria inaequalis***  
(Cooke) Nssl.  
*Sphaerella inaequalis* Cooke, Handb. II. pag. 917.  
In foliis dejectis Sorbi torminalis pr. Brünn, Moraviae.  
Junio. leg. de Niessl.

Fig. 7

*Rhopoglyphus pteridis* (Sowerby) G. Winter, Rabenh. Fungi Eur. Extraeur. Exs. (Klotzschii Herb. Viv. Mycol. Continuatio, Ed. Nova, Ser. Sec.), Cent. 27: no. 2672, 1881.

≡ *Sphaeria pteridis* Sowerby, Col. fig. Engl. Fung. Mushr. 3(27): tab. 394, fig. 10, 1803.

= *Sphaeria filicina* Fr., Syst. mycol. 2(2): 427, 1823, nom. sanct.

≡ *Polystigma filicinum* (Fr.) Link, Handb. Erkr. Gew. 3: 390, 1833.

≡ *Dothidea filicina* (Fr.) Fr., Summa veg. Scand., Sectio Post.: 386, 1849.

≡ ***Rhopoglyphus filicinus*** (Fr.) Nitschke, in Fuckel, Jahrb. Nassauischen Vereins Naturk. 23-24: 219, [1869-1870] 1870.

= *Rhopoglyphus filicinus* f. *macrospora* A.L. Sm., Trans. Brit. Mycol. Soc. 3(2): 115, 1909.

Notes: This is a valid new combination published on the label of Rabenh., Fungi Eur. Extraeur. Exs. 2672 (fig. 8). The combination *Rhopographus filicinus* was made by Nitschke, in Fuckel (see Art. 42.6).

Rabenhorst-Winter, Fungi europaei.  
**2672. Rhopographus Pteridis** (Sow.)  
 Synon.: *Sphaeria Pteridis* Sow., Engl. Fungi Taf. 394.  
 Fig. 10. — *Hysterium aquilinum* Schum., Enum. Plant. Saell. II. pag. 152. — *Sphaeria filicina* Fries, Syst. II. pag. 427. — *Rhopographus filicinus* (Nke.) Fuckel, Symb. pag. 219.  
 Ad *Pteridis aquilinae* L. caules putridos, prope Königstein, Saxoniae.  
 28. April 1875. leg. W. Krieger.

Fig. 8

*Didymium neapolitanum* Ces., in G. Winter, Rabenh. Fungi Eur. Extraeur. Exs. (Klotzschii Herb. Viv. Mycol. Continuatio, Ed. Nova, Ser. Sec.), Cent. 27: no. 2675, 1881 [Hedwigia 21(1): 11, 1882]; nom. inval. (Art. 36.1a).

= *Crateriachea mutabilis* Rostaf., Śluzowce monogr.: 126, [1874] 1875.

≡ *Physarum mutabile* (Rostaf.) G. Lister, Monogr. Mycetozoa, Edn 2: 53, 1911.

= *Physarum crateriachea* Lister, Guide Brit. Mycetozoa: 20, 1894.

Notes: This name published on the label of Winter, Fungi Eur. Extraeur. Exs. 2675 (fig. 9) is invalid. Synonymy, see Lado (2001: 71).

Rabenhorst-Winter, Fungi europaei.  
**2675. Didymium Neapolitanum** Ces. nov.  
 spec. pr. int. an: *D. crustaceum* DC.?  
 Peridium hyalinum purpuraceum; columella alba, applanata nec cylindrica; hypothallus ex albido-flaves-cens. Hyeme; in Horto botan. Neapolitano.  
 leg. Cesati.

Fig. 9

*Septoria abietis* (Wallr.) J.G. Kühn, in G. Winter, Rabenh. Fungi Eur. Extraeur. Exs. (Klotzschii Herb. Viv. Mycol. Continuatio, Ed. Nova, Ser. Sec.), Cent. 27: no. 2694, 1881 [Hedwigia 21(1): 12, 1882].

≡ *Blennoria abietis* Wallr., Allg. Forst- Jagd-Zeitung, N.F., 3: 65, 1834.

Notes: This is a new combination validly published on the label of Winter, Fungi Eur. Exs. 2694 (fig. 10). *Blennoria abietis* Wallr. is usually considered the basionym of *Chrysomyxa abietis* [as "*Chrysomyxa abietis* (Wallr.) Unger, Beitr. vergleich. Pathologie: 24, 1840"]. However, the name *Chrysomyxa abietis* must be ascribed to Unger as new species name. Wallroth's name was not cited at all in Unger (1840), and an indirect reference to Wallroth's name is doubtful. Kühn (l.c.) regarded *Septoria pini* Fuckel (Fungi Rhen. Exs., Fasc. 6: no. 512, 1863) as a synonym of *Blennoria abietis*.

Rabenhorst-Winter, Fungi europaei.  
**2694. Septoria Abietis** (Wallr.) J. Kühn.  
*Blennoria Abietis* Wallr. (Stein in Rabenh. herb. myc. Ed. I. Cent. XIX. No. 1875!). — *Septoria Pini* Fekl. (Fungi rhenani Fasc. VI. No. 512!)  
 NB. Der Pilz ist von Fuckel mit Recht zur Gattung *Septoria* gestellt worden, als Speciesname hat die Wallr. Bezeichnung die Priorität.  
 Obs. Die Quertheilung der Sporen ist meist und besonders deutlich bei der keimenden Spore zu erkennen, zuweilen fehlt sie jedoch selbst auch bei dieser. — Die Keimfäden entwickeln sich in der Regel einzeln an den beiden Polen der Spore oder nur an einem derselben. Seltener ist ein seitliches Auskeimen. Zuweilen entspringen jedoch auch an den Polen der Spore je zwei Keimfäden, auch beobachtete ich einigemale bei ein und derselben Sporenzelle ein gleichzeitiges Auskeimen an der Spitze und zur Seite.  
 Der Pilz wird jungen Fichtenbeständen zuweilen sehr verderblich. Vergl. darüber auch v. Berg.: über das Gelbwerden der Fichtennadeln im Harz in „Allgem. Forst- und Jagdzeitung von Behlen“ 1834 S. 65—68 und Stein in „Tharandter Jahrbuch“ 1853 p. 111 c. ic.  
 Leg. Thüringer Wald, d. 15. Juni 1869 bei Friedrichroda, hier zum Theil mit *Chrysomyxa Abietis* Ung. gesellig vorkommend. Prof. Dr. Julius Kühn.

Fig. 10

*Blennoria novissima* Ces., in G. Winter, Rabenh. Fungi Eur. Extraeur. Exs. (Klotzschii Herb. Viv. Mycol. Continuatio, Ed. Nova, Ser. Sec.), Cent. 27: no. 2698, 1881 [Hedwigia **21**(1): 12, 1882].

≡ *Trullula novissima* (Ces.) Höhn., Oesterr. Bot. Z. **66**(3/4): 102, 1916.

= *Sirococcus cycadis* Speg. [as “*cicadis*”], Anales Mus. Nac. Buenos Aires, Ser. 3, **13**: 356 [1910] 1911.

Notes: This is a new species name validly published on the label of Winter, Fungi Eur. Extraeur. Exs. 2698 (fig. 11). Synonymy, see Höhnel (1916: 102). The status of the genus *Trullula* is still unresolved (see Crous et al. 2020).

Rabenhorst-Winter, Fungi europaei.  
**2698. Blennoria novissima** Cesati nov. spec.  
Sporidiorum gleba subcutanea, per epidermidem in tubulum productam (hinc *Trullulae Spartii* nostra affinis praesens species), globosa atra; sporidia minutissima,  $2 \times 1 \mu$ . Immixta est: *Dicoccum* spec. Sporidia  $4 \times 2 \mu$ , oblonga, obtusa.  
In pinnis foliorum *Cycadeos revolutae* senio dealbatis. In Hort. botan. Neapolitano. leg. Cesati.

Fig. 11

## Cent. 28

*Aecidium leucoji* Linh., in G. Winter, Rabenh. Fungi Eur. Extraeur. Exs. (Klotzschii Herb. Viv. Mycol. Continuatio, Ed. Nova, Ser. Sec.), Cent. 28: no. 2718, 1882 [Linh., Fungi hung., no. 48, 1882; Hedwigia **22**(1): 9, 1883].

= *Puccinia sessilis* W.G. Schneid., in J. Schröt., Abh. Schles. Ges. Vaterl. Kult., Abth. Naturw. Med. **48**: 19, 1870, s. lat.

[or *Puccinia schmidtiana* Dietel, Ber. Naturf. Ges. Leipzig 1895-1896: 195, 1896, in case of a narrower species concept within the *P. sessilis* complex.]

Notes: This is a new species name validly published on the label of Winter, Fungi Eur. Extraeur. Exs. 2718 (fig. 12). Sydow & Sydow (1904: 784) cited the name *Aecidium leucoji* Bergam. Bals & de Not. (Anzi et al., Erb. Critt. Ital., Ser. 2, no. 99) as synonym, which is, however, a nom. nud., since no description was added on the label. The synonymy of *A. leucoji* depends on the applied taxonomy within the *Puccinia sessilis* complex (see discussion in Klenke & Scholler 2015: 613), which can finally only be clarified by means of comprehensive phylogenetic analyses of the whole *P. sessilis* complex.

Rabenhorst-Winter, Fungi europaei.  
**2718. Aecidium Leucoji** Linhart nova spec.  
Aecidia in foliis, caulibus pedicellisque acervulos magnitudine varia formantia, circa spermogonia concentricedisperse disposita; pseudoperidiis albis seu albo-flavis, orbiculatis, patellaformibus, margine reflexo, lobato. Sporis polygonis, rotundatis, verrucosis, aurantiacis,  $16 - 31 \mu$  longis,  $15 - 24 \mu$  latis.  
Ad *Leucoji* aestivi folia viva. Prope Ungarisch-Altenburg ad ripam fluminis Leitha.  
Majo 1882. leg. Prof. Linhart.

Fig. 12

*Aecidium sii-latifolii* “(Fiedler) G. Winter“, Rabenh. Fungi Eur. Extraeur. Exs. (Klotzschii Herb. Viv. Mycol. Continuatio, Ed. Nova, Ser. Sec.), Cent. 28: no. 2719, 1882.

≡ *Aecidium falcaricae* var. *sii-latifolii* Fiedler, in Rabenh., Klotzschii Herb. Viv. Mycol., Cent. 12: no. 1176, 1847 [and Bot. Zeitung **6**: 294, 1847; Flora **31**: 508, 1848], nom. nud.

≡ *Aecidium sii-latifolii* G. Winter [as “(Fiedler) G. Winter“], in Rabenh., Krypt.-Fl., Zweite Aufl., Band 1, Lief. 4: 228, [1884] 1881.

Notes: The name *Aecidium sii-latifolii* has to be ascribed to Winter (l.c.) who added a description. The corresponding reference is given on the label of Winter, Fungi Eur. Extraeur. Exs. 2719 (fig. 13).

Rabenhorst-Winter, Fungi europaei.  
**2719. Aecidium Sii latifolii** (Fiedler).  
cfr. Winter, Die Pilze pag. 265.  
Ad *Sii latifolii* folia viva prope Eisleben, Saxoniae  
borussicae.  
Juni, 1882. leg. beat. Kunze.

Fig. 13

*Physisporus vulgaris* var. *flavus* P. Karst. [as “*flava*”], in G. Winter, Rabenh. Fungi Eur. Extraeur. Exs. (Klotzschii Herb. Viv. Mycol. Continuatio, Ed. Nova, Ser. Sec.), Cent. 28: no. 2728, 1882 [Hedwigia **22**(1): 10, 1883].

≡ *Polyporus flavus* P. Karst., Sydvestra Finlands Polyporeer, Disp. Praes. Akademisk Afhandling: 40, 1859, nom. illeg. (Art. 53.1), non Jungh., 1838.

= *Antrodia xantha* (Fr.) Ryvarden, Norweg. J. Bot. **20**(1): 8, 1973).

[Full synonymy, see: <http://www.speciesfungorum.org/GSD/GSDspecies.asp?RecordID=436505>; <https://www.mycobank.org/MB/333629>.]

Notes: This is a valid new variety name published on the label of Winter, Fungi Eur. Extraeur. Exs. 2728, based on the illegitimate name *Polyporus flavus* P. Karst. (fig. 14).



Fig. 14

*Leptosphaeria haematites* (Roberge ex Desm.) Niessl., in G. Winter, Rabenh. Fungi Eur. Extraeur. Exs. (Klotzschii Herb. Viv. Mycol. Continuatio, Ed. Nova, Ser. Sec.), Cent. 28: no. 2761, 1882 [Hedwigia **22**(1): 10, 1883].

≡ *Sphaeria haematites* Roberge ex Desm., Ann. Sci. Nat., Bot., Sér. 3, **16**: 311, 1851.

[Full synonymy, see: <http://www.speciesfungorum.org/GSD/GSDspecies.asp?RecordID=228735>; <https://www.mycobank.org/MB/228735>.]

Notes: This is a valid new combination published on the label of Winter, Fungi Eur. Extraeur. Exs. 2761 (fig. 15).



Fig. 15

*Leptosphaeria phyteumatis* (Fuckel) Morthier, in G. Winter, Rabenh. Fungi Eur. Extraeur. Exs. (Klotzschii Herb. Viv. Mycol. Continuatio, Ed. Nova, Ser. Sec.), Cent. 28: no. 2764, 1882 [Hedwigia **22**(1): 10, 1883].

≡ *Pleospora phyteumatis* Fuckel, Fungi Rhen. Exs., Suppl. Fasc. **10**: no. 2439, 1872 [Jahrb. Nassauischen Vereins Naturk. **27-28**: 25 (1873-74) 1874].

≡ *Heptameria phyteumatis* (Fuckel) Cooke, Grevillea **18**(86): 31, 1889.



Notes: This is a new combination validly published on the label of Winter, Fungi Eur. Extraeur. Exs. 2764 (fig. 16). Müller (1950) reduced this name to synonymy with *Leptosphaeria modesta* (Desm.) Auersw.

Rabenhorst-Winter, Fungi europaei.  
**2764. Leptosphaeria Phyteumatis** (Fckl.)  
 Pleospora Phyteumatis Fckl., Symbolae Nachtr. II. pag. 25.  
 Ad Phyteumatis spicati caules aridos in silvis prope  
 Neuchâtel, Helvetiae.  
 6. Juni 1882. leg. Dr. P. Morthier.

Fig. 16

*Clasterosporium amygdalearum* (Pass.) Sacc. [as “*Closterosporium*”], in G. Winter, Rabenh. Fungi Eur. Extraeur. Exs. (Klotzschii Herb. Viv. Mycol. Continuatio, Ed. Nova, Ser. Sec.), Cent. 28: no. 2777, 1882 [Michelia 2(8): 557, 1882; Hedwigia 22(1): 10, 1883].

= *Sporidesmium amygdalearum* Pass., in Thümen, Mycoth. Univ., cent. 5: no. 474, 1876.

≡ *Clasterosporium amygdalearum* (Pass.) Sacc., Michelia 2(8): 557, 1882, isonym (Art. 6.3, Note 2).

= *Helminthosporium carpophilum* Lév., Ann. Sci. Nat., Bot., Sér. 2, 19: 215, 1843.

≡ *Stigmina carpophila* (Lév.) M.B. Ellis, Mycol. Pap. 72: 56, 1959.

≡ *Sporocadus carpophilus* (Lév.) Arx, Gen. Fungi Sporul. Cult., Ed. 3: 224, 1981.

≡ *Wilsonomyces carpophilus* (Lév.) Adask., J.M. Ogawa & E.E. Butler, Mycotaxon 37: 283, 1990.

≡ *Thyrostroma carpophilum* (Lév.) B. Sutton, Arnoldia 14: 34, 1997.

[Full synonymy, see: <http://www.speciesfungorum.org/GSD/GSDspecies.asp?RecordID=306481>; <https://www.mycobank.org/MB/127651>.]

Notes: This is a new combination validly published on the label of Winter, Fungi Eur. Extraeur. Exs. 2777 (fig. 17). Taxonomy and phylogeny, see Marin-Felix et al. (2017: 207). It could not be clarified with certainty if the description in Michelia or in Winter, Fungi Eur. Extraeur. Exs. 2777 is older.

Rabenhorst - Winter, Fungi europaei.  
**2777. Closterosporium Amygdalearum**  
 (Pass.) Saccardo in litt.  
 Sporidesmium Amygdalearum Pass. in Thümen,  
 Mycotheca 474.  
 Ad Pruni avii folia viva prope Zürich, Helvetiae.  
 Mai 1882. leg. G. Winter.

Fig. 17

*Cercospora dubia* (Riess) G. Winter, Rabenh. Fungi Eur. Extraeur. Exs. (Klotzschii Herb. Viv. Mycol. Continuatio, Ed. Nova, Ser. Sec.), Cent. 28: no. 2780, 1882 [Hedwigia 22(1): 10, 1883], nom. illeg. (Art. 53.1), non Speg. 1880.

≡ *Ramularia dubia* Riess, Hedwigia 1: Pl. IV, Fig. 9, 1854.

≡ *Passalora dubia* (Riess) U. Braun, Mycotaxon 55: 231, 1995.

= *Cercospora chenopodii* Fresen., Beiträge zur Mykologie 3: 92, 1863.

[Full synonymy, see: <https://www.mycobank.org/MB/181289>.]

Notes: This is an illegitimate new combination published on the label of Winter, Fungi Eur. Extraeur. Exs. 2780 (fig. 18). Phylogenetically, this cercosporoid fungus belongs in *Cercospora* (see Groenewald et al. 2013: 148).

Rabenhorst-Winter, Fungi europaei.  
**2780. Cercospora dubia** (Riess).  
 Synon.: *Ramularia dubia* Riess in Klotzsch, Herbar. mycol.  
 Nr. 1882 und Hedwigia I. taf. IV. Fig. 9.  
*Cercospora Chenopodii* Fresen., Beiträge pag. 92.  
 In Atriplicis patulae foliis vivis. Prope Cassellas,  
 Borussiae.  
 Autumno 1853. leg. Riess.  
 Der Riess'sche Name (1854) hat die Priorität gegen-  
 über dem von Fresenius (1863). Obgleich spärlich, glaube  
 ich doch, diese Riess'schen Originalen ausgegeben zu  
 sollen. Sie stimmen in jeder Hinsicht mit den Fresenius-  
 schen Originalen (als welche die in Fockel's Fungi rhenani  
 Nr. 119 ausgegebenen Exemplare anzusehen sind) überein.  
 Winter.

Fig. 18

*Diplodia spegazziniana* Roum. & Sacc., in G. Winter, Rabenh. Fungi Eur. Extraeur. Exs. (Klotzschii Herb. Viv. Mycol. Continuatio, Ed. Nova, Ser. Sec.), Cent. 28: no. 2797, 1882 [Hedwigia 22(1): 11, 1883].

≡ *Diplodia spegazziniana* Roum. & Sacc., in Saccardo, Michelia 2(8): 622, 1882, isonymy (Art. 6.3, Note 2).

Notes: This is a new species name validly published on the label of Winter, Fungi Eur. Extraeur. Exs. 2797 (Fig. 19).

Rabenhorst-Winter, Fungi europaei.  
**2797. *Diplodia Spegazziniana*, Roum. et Sacc. sp. nov.**  
Peritheciis erumpentibus, hinc inde dense gregariis, globosis, brevemente papillatis, nigris; stylosporibus ellipsoideis, constrictis, uni-septatis, utrinque rotundatis, fuliginosis, 21—23  $\mu$  long., 10—12  $\mu$  cr.; basidiis cylindraceis brevibus 8—10  $\mu$  long., 3—3,5  $\mu$  cr.  
Ad Poincianae pulcherrimae et Gillesii ramulos exsiccatos in hortis: Toulouse, Galliae australis.  
April 1882. leg. C. Roumequère.

Fig. 19

## Cent. 29

*Trochila rubella* G. Winter, Rabenh. Fungi Eur. Extraeur. Exs. (Klotzschii Herb. Viv. Mycol. Continuatio, Ed. Nova, Ser. Sec.), Cent. 29: no. 2831, 1882 [Hedwigia 22(1): 12, 1883].

≡ *Naevia rubella* (G. Winter) Rehm, Rabenh. Krypt.-Fl., Edn 2, 1.3(Lief. 30): 139, 1888.

= *Micropeziza trollii* Wettst., Sitzungsber. Kaiserl. Akad. Wiss. Wien, Math.-Naturw. Cl., Abt. 1, 94(1): 74, 1887.

≡ *Mollisia trollii* (Wettst.) Sacc., Syll. fung. 8: 328, 1889.

≡ *Naevia trollii* (Wettst.) Boud., Hist. Class. Discom. Eur.: 169, 1907.

Notes: This is a new species name validly published on the label of Winter, Fungi Eur. Extraeur. Exs. 2831 (fig. 20). Taxonomy, synonymy and description, see Hein (1976: 112). The generic affinity of this species is not yet finally proven (Hein, 1976).

Rabenhorst-Winter, Fungi europaei.  
**2831. *Trochila rubella* Winter nova spec.**  
Apothecia sparsa, innato-errumpentia, primo subhemisphaerica, concava, margine connivente, matura explanata, patellaeformia, orbicularia vel subellipsoidea, extus pallide fusca, disco plano, rubello, margine tenui, sublacero, latit.  $\frac{1}{2}$ —1 Millim. Asci clavati, deorsum in stipitem brevem attenuati, 8-spori, 85—120  $\mu$  longi, 14—17  $\mu$  lati; jodii ope ascorum porus intense caeruleo. Paraphyses filiformes, sursum parum incrassatae, hyalinae, apice 3, 5  $\mu$  crassae. Sporae distichae, oblongae inaequilaterales, utrinque parum attenuatae, unicellulares, plerumque 2 guttulis, magnis praeditae, hyalinae, 21  $\mu$  longae, 5—5,5  $\mu$  latae.  
Ad Trollii europaei petiolos aridos: Rigi prope Luzern, Helvetiae.  
1. et 30. Juni 1882. leg. G. Winter.

Fig. 20

*Niptera nigrificans* G. Winter, Rabenh. Fungi Eur. Extraeur. Exs. (Klotzschii Herb. Viv. Mycol. Continuatio, Ed. Nova, Ser. Sec.), Cent. 29: no. 2832, 1882 [Hedwigia 22(1): 12, 1883].

≡ *Pyrenopeziza nigrificans* (G. Winter) Rehm, Ascomyceten, Fasc. XVIII, no. 862, 1882.

≡ *Tapesia nigrificans* (G. Winter) Boud., Hist. Class. Discom. Eur.: 139, 1907.

≡ *Ephelina nigrificans* (G. Winter) Rehm, Ber. Bayer. Bot. Ges. 13: 183, 1912.

Notes: This is a new species name validly published on the label of Winter, Fungi Eur. Extraeur. Exs. 2832 (fig. 21).

Rabenhorst-Winter, Fungi europaei.  
**2832. Niptera nigrificans** Winter nova spec.  
 Cupulae superficiales, sparsae vel gregariae, humectatae patellaeformis seu fere scutellatae, rarius regulariter orbiculares, imo plerumque irregulariter angulatae, flexuosae repandaeque, difformes,  $\frac{1}{2}$ –2 Mill. latae, extus fuscoatrae, rivulosae, margine crenato et denticulato, erecto, disco plano vel subconcauo, cinereo; siccae hemisphaericae, margine involuto, fere clausae; contextus parenchymaticus. Asei cylindracei, deorsum parum attenuati, 8 spori, 50–70  $\mu$  longi, 6–7  $\mu$  crassi; Jod —. Paraphyses filiformes, sursum plus minus incrassatae, saepe clavatae, usque 5  $\mu$  crassae, hyalinae. Sporae monostichae vel subdistichae, ellipsoideae seu ellipsoideo-oblongae, continuae, hyalinae, guttulis 2 praeditae, 7–8,5  $\mu$  long., 3,5–4  $\mu$  crassae. — Mycelium effusum, substratum longe lateque (etiam profunde) penetrans et eum nigrificans.  
 Ad Adenostylidis alpinae petiolos putridos: Rigi prope Luzern, Helvetiae.  
 1. Junii 1882. leg. G. Winter.

Fig. 21

*Dasyscyphus inquilinus* (P. Karst.) G. Winter [as “*Dasyscypha inquilina*”], Rabenh. Fungi Eur. Extraeur. Exs. (Klotzschii Herb. Viv. Mycol. Continuatio, Ed. Nova, Ser. Sec.), Cent. 29: no. 2841, 1882 [Hedwigia 22(1): 13, 1883].

≡ *Helotium inquilinum* P. Karst., Not. Sällsk. Fauna Fl. Fenn. Förh. 11: 241, 1870 [1871].

≡ *Psilachnum inquilinum* (P. Karst.) Dennis, Persoonia 2(2): 182, 1962.

[Full synonymy, see: <http://www.speciesfungorum.org/GSD/GSDspecies.asp?RecordID=337827>;  
<https://www.mycobank.org/MB/337827>;

<https://www.mycodb.fr/fiche.php?genre=Psilachnum&espece=inquilinum.>]

Notes: This is a new combination validly published on the label of Winter, Fungi Eur. Extraeur. Exs. 2841 (fig. 22).

Rabenhorst-Winter, Fungi europaei.  
**2841. Dasyscypha inquilina** (Karsten).  
*Helotium inquilinum* Karsten, Mycolog. fenn. I. pag. 147.  
 Ad Equiseti silvatici caules subterraneos prope Pulsnitz, Saxoniae.  
 Aestate 1880. leg. Staritz.

Fig. 22

*Sphaerella tingens* Niessl, in G. Winter, Rabenh. Fungi Eur. Extraeur. Exs. (Klotzschii Herb. Viv. Mycol. Continuatio, Ed. Nova, Ser. Sec.), Cent. 29: no. 2848, 1882 [Hedwigia 22(1): 13, 1883].

≡ *Mycosphaerella tingens* (Niessl) Lindau, Hilfsb. Sammeln Ascomyc.: 12, 1903.

Notes: This is a new species name validly published on the label of Winter, Fungi Eur. Extraeur. Exs. 2848 (fig. 23). Aptroot (2006: 199) mentioned that this species belongs to *Mycosphaerella* sect. *Caterva*, and that it is morphologically indistinguishable from *M. superflua* (Auersw.) Petr.

Rabenhorst-Winter, Fungi europaei.  
**2848. Sphaerella tingens** Niessl nova spec.  
 in litt. de 12. Novbr. 1882.  
 Sparsa vel subgregaria, matricem rubro vel roseo tingens. Perithecia minutissima (vix 0,1 mm diam.), tecta, globosa, membranacea, fusca, ostiolo punctiformi; asei fasciculati, clavati, 40–50  $\mu$  longi, 12–15  $\mu$  lati, sessiles, octospori. Sporae ferectae, cuneate-cylindraccae, subrectae, inferne parum angustatae sed utrinque rotundatae, medio uniseptatae, 4 guttulate, hyalinae, 16–19  $\mu$  longae, 4  $\mu$  latae.  
 Durch die rothe Färlung, welche, wie bei *Leptosphaeria haematites* das weitkriechende Mycel den kleinen Blättern der Nährpflanze durch und durch ertheilt, ist sie sehr auffallend und von den wenigen Arten, bei denen Aehnliches vorkommt, unterscheidet sie die Sporenform.  
 von Niessl.  
 Ad Arenariae ciliatae folia viva: Albulapass, Rhaetiae.  
 August 1882. leg. G. Winter.

Fig. 23

*Strickeria trubicola* (Fuckel) G. Winter, Rabenh. Fungi Eur. Extraeur. Exs. (Klotzschii Herb. Viv. Mycol. Continuatio, Ed. Nova, Ser. Sec.), Cent. 29: no. 2863, 1882.

≡ *Teichospora trubicola* Fuckel, Jahrb. Nassauischen Vereins Naturk. **23-24**: 161, [1869-70] 1870.

Notes: This is a new combination validly published on the label of Winter, Fungi Eur. Extraeur. Exs. 2863 (fig. 24). Taxonomy and phylogeny, see Jaklitsch et al. (2016b).

Rabenhorst-Winter, Fungi europaei.  
**2863. Strickeria trubicola** (Fckl.)  
Teichospora trubicola Fckl., Symbol. pag. 161.  
Ad asseres vincti prope Zürich, Helvetiæ.  
Novbr. 1882. leg. G. Winter.

Fig. 24

*Cylindrosporium veratrinum* Sacc. & G. Winter, in G. Winter, Rabenh. Fungi Eur. Extraeur. Exs. (Klotzschii Herb. Viv. Mycol. Continuatio, Ed. Nova, Ser. Sec.), Cent. 29: no. 2879, 1882 [Hedwigia **22**(1): 14, 1883].

≡ *Cercospora veratrina* (Sacc. & G. Winter) Höhn., Ann. Mycol. **22**(1/2): 198, 1924.

= *Septoria sublineolata* Thüm., Bull. Soc. Imp. Nat. Moscou **52**(1): 151, 1877.

≡ *Septocylindrium sublineolatum* (Thüm.) J. Schröt., in Cohn, Krypt.-Fl. Schles., 3. Bd., Pilze, 2. Hälfte, 4. Lieferung: 494, 1897.

≡ *Cercospora sublineolata* (Thüm.) Höhn., Ann. Mycol. **22**(1/2): 198, 1924.

≡ *Cercoseptoria sublineolata* (Thüm.) Petr., Sydowia **1**(4-6): 230, 1947.

≡ *Heteropatella sublineolata* (Thüm.) Leuchtm., Mycotaxon **28**: 279, 1987.

≡ *Pseudocercospora sublineolata* (Thüm.) U. Braun, Nova Hedwigia **47**(3-4): 345, 1988.

≡ *Heterosphaeria sublineolata* (Thüm.) Leuchtm., in Johnston et al., IMA Fungus **5**(1): 100, 2014.

= *Cercospora terminalis* Peck, Bull. New York State Mus. **157**: 23, 107, 1912.

Notes: This is a new species name validly published on the label of Winter, Fungi Eur. Extraeur. Exs. 2879 (fig. 25). Leuchtmann (1987: 279) erroneously introduced the new combination *Heteropatella sublineolata*, based on the assumption that *Septoria sublineolata* represents the asexual morph of *Heterosphaeria veratri*. This treatment was not based on the examination of type material. Braun (1995: 172) published a comprehensive treatment, description and illustration based on examinations of types. The asexual morph of *Heterosphaeria veratri* is characterised by having rather short, curved, rostrate conidia, 25–40 × 3–5 µm, 1–3-septate, whereas *Pseudocercospora sublineolata* has very long, subcylindrical-filiform to slightly obcalvate, non-rostrate conidia, 60–120(–150) × 2–5(–6) µm, 1–5-septate. Type material of *Septoria sublineolata* has not been traced, but the original description (conidia 60 × 4 µm, cylindrical-filiform, not rostrate) is not in favour of the described asexual morph of *Heterosphaeria veratri*, but falls into the variation of the fungus called *Pseudocercospora sublineolata* (Braun 1995). Sequence analyses are not yet available for *Pseudocercospora sublineolata* so that a final conclusion to the generic affinity of this species is not yet possible. Therefore, we maintain this species tentatively in *Pseudocercospora*.

Therefore, the correct name for the fungus treated in Leuchtmann (1987) is: *Heterosphaeria veratri* Nespiak & E. Müll., Beitr. Krypt.-Fl. Schweiz **15**(1): 44, 1977. Two species on *Veratrum* spp. with similar curved, rostrate conidia have to be taken into consideration as possible asexual morphs of *Heterosphaeria veratri*:

*Mycocentrospora veratri* (Peck) U. Braun, Nova Hedwigia **53**(3-4): 296, 1991.

≡ *Cercospora veratri* Peck, Ann. Rep. N.Y. State Mus. **44**: 139, 1891.

≡ *Septocylindrium veratri* (Peck) J. Schröt., in Cohn, Krypt.-Fl. Schles., 3. Bd., Pilze, 2. Hälfte, 4. Lieferung: 494, 1897.

≡ *Centrospora veratri* (Peck) Ondřej, Česká Mykol. **28**(3): 187, 1974.

See: Braun (1995: 230).

and

*Colletogloeum veratri-albi* U. Braun & Scheuer, Fritschiana **58**: 29, 2007.

Rabenhorst-Winter, Fungi europaei.  
**2879. *Cylindrosporium veratrinum*** Sacc. et Winter nova spec.

Acervulis minutis, innatis, scriatis, irregularibus, hyphis filiformibus, ramulosis hinc inde exerentibus; conidia bacillaria, curvula, utrinque rotundata, 75—90  $\mu$  longa, 3,5—4,5  $\mu$  crassa, bi-triseptata, non constricta, hyalina, dein in cumulos candidos expulsa.

Ad Veratri albi folia viva: Rigi prope Luzern, Helvetiae.

30. Juni 1882.

leg. G. Winter.

Fig. 25

*Cercospora scandens* Sacc. & G. Winter, in G. Winter, Rabenh. Fungi Eur. Extraeur. Exs. (Klotzschii Herb. Viv. Mycol. Continuatio, Ed. Nova, Ser. Sec.), Cent. 29: no. 2881, 1882 [Hedwigia 22(1): 14, 1883].

≡ *Cercosporina scandens* (Sacc. & G. Winter) Sacc., in Trotter, Syll. fung. 25: 900, 1931.

[Full synonymy, see: <https://www.mycobank.org/MB/205839>.]

Notes: This is a new species name validly published on the label of Winter, Fungi Eur. Extraeur. Exs. 2881 (fig. 26).

Rabenhorst-Winter, Fungi europaei.  
**2881. *Cercospora scandens*** Sacc. et Wint. nova spec.

Maculis amphigenis, subrotundo-angulosis, deustis; caespitulis gregaris; hyphis fasciculatis, teretibus, continuis, simplicibus, 21—28  $\mu$  longis, 4—5  $\mu$  crassis, fcligineis; conidiis bacillaribus, rectiusculis utrinque rotundatis, 4—5-septatis, 54—60  $\mu$  longis, 3—4  $\mu$  latis, non constrictis, subhyalinis

Ad Tami communis folia viva. Zürichberg prope Zürich, Helvetiae.

Juni 1882.

leg. G. Winter.

Fig. 26

*Myrothecium medium* Sacc. & G. Winter, in G. Winter, Rabenh. Fungi Eur. Extraeur. Exs. (Klotzschii Herb. Viv. Mycol. Continuatio, Ed. Nova, Ser. Sec.), Cent. 29: no. 2890, 1882 [Hedwigia 22(1): 14, 1883].

≡ *Hymenopsis media* (Sacc. & G. Winter) Sacc., Syll. fung. 4: 745, 1886.

Notes: This is a new species name validly published on the label of Winter, Fungi Eur. Extraeur. Exs. 2890 (fig. 27).

Rabenhorst-Winter, Fungi europaei.  
**2890. *Myrothecium medium*** Sacc. et Wint. nova spec.

Sporodochiis gregaris, subsuperficialibus, globoso-depressis, dein subumbilicatis, nigris, vix  $\frac{1}{4}$  mill. diam.; conidiis fusoides, rectis, 13—14  $\mu$  longis, 3,5—4  $\mu$  crassis, olivaceo-fuscis; basidiis fasciculatis, bacillaribus, 25—30  $\mu$  long., 3—3,5  $\mu$  crass., paulo pallidioribus. — Inter *M. ellipso-sporum* Fuck. et *M. trochiloides* Sacc. medium, ab illo sporodochiis multo minoribus basidiisque longioribus, ab hoc conidiis basidiisque crassioribus etc. facile dignoscitur.

Ad Scirpi lacustris scapos aridos prope Salem, Badeniae.

October.

leg. Jack.

Fig. 27

*Phoma gentianae* J.G. Kühn, in G. Winter, Rabenh. Fungi Eur. Extraeur. Exs. (Klotzschii Herb. Viv. Mycol. Continuatio, Ed. Nova, Ser. Sec.), Cent. 29: no. 2893, 1882 [Hedwigia 22(1): 15, 1883].

Notes: This is a new species name validly published on the label of Winter, Fungi Eur. Extraeur. Exs. 2893 (fig. 28).

Rabenhorst-Winter, Fungi europaei.

**2893. Phoma Gentianae** mihl.

Peritheccien auf verbleichenden Flecken zahlreich, aber einzelstehend oder nur zu zweien oder dreien verbunden, nicht zu mehreren zusammenliessend; anfangs bedeckt, später mit der halsartigen, etwas wulstig umrandeten Mündung oder auch noch mit einem Theile des Scheitels hervorbrechend. Scheitel und Hals tief schwarzbraun, der übrige Theil des Perithecciums lichter braun gefärbt; theils von kugeligter Form mit einem Durchmesser von 0,12—0,25 mm, theils etwas plattgedrückt bei einem Längendurchmesser von 0,18—0,31 und einer Höhe (ohne Hals) von 0,12—0,19 mm. Der Hals hat eine Höhe von ca. 0,03 mm. Der Kern ist weiss. Die ungefärbten Stylosporen sind nicht völlig gleichgestaltet; ihre Form wechselt vom länglich-eiförmigen oder gestreckt-elliptischen bei 7,1 Mikr. mittlerer Länge und 2,2 Mikr. Breite bis zum cylindrischen mit abgerundeten Enden bei 8,3 Mikr. mittlerer Länge und 1,8 Mikr. mittlerer Breite; meist gerade, nur vereinzelt leicht gebogen.

An den Stengeln, Blättern und Kelchen, seltener an der Blumenkrone von *Gentiana ciliata* in einzelnen Flecken auftretend oder über die ganze Pflanze verbreitet.

Auf dem pflanzen- und blüthenreichen „Hochrück“ bei Friedrichroda, Thüringen, Anfang September 1882 von mir gesammelt.

Prof. Dr. Julius Kühn.

Fig. 28

*Septoria expansa* Niessl, in G. Winter, Rabenh. Fungi Eur. Extraeur. Exs. (Klotzschii Herb. Viv. Mycol. Continuatio, Ed. Nova, Ser. Sec.), Cent. 29: no. 2897, 1882 [Hedwigia 22(1): 15, 1883].  
= *Isariopsis geranii* Sävil. & Sandu, Hedwigia 75: 229, 1935.

Notes: This is a new species name validly published on the label of Winter, Fungi Eur. Extraeur. Exs. 2897 (fig. 29). Braun (1993: 437) reduced *Isariopsis geranii* to synonymy with *Septoria expansa*, which was based on the examination of lectotype material of *I. geranii*, designated in this paper [Romania, on *Geranium divaricatum*, Herb. Mycol. Rom. 660, BUCM 36949]. The conidia in the lectotype formed large cirrhi that had probably been confused with synnemata.

Rabenhorst-Winter, Fungi europaei.

**2897. Septoria expansa** Nssl. nova spec.

Hypophylla; maculis indeterminatis, valde expansis gilvis vel subochraceis; Spermogoniis disseminatis majusculis semiimmersis vertice dehiscentibus, cirris rubescentibus; Spermatis filiformibus curvulis 50—60 lgs. vix 1 lrs, hyalinis pluriguttulatis et indistincte septatis.

Ueberzieht einzelne Blätter v. *Geranium dissectum* fast ganz. In Gesellschaft findet sich *Uredo* u. *Uromyces Geranii*. Brünn, August.

*Septoria Geranii* Rob. auf *G. Robertianum* wächst auf der oberen Blattfläche, hat purpurn begrenzte Flecken und punctförmige Peritheccien.

Niessl.

Fig. 29

**Cent. 30**

[Note: Descriptions and diagnoses of new taxa published in Cent. 30 were repeated in Hedwigia 22(11), Nov. 1883 and (12), Dec. 1883.]

*Cercospora olivacea* (Berk. & Ravenel) G. Winter, Rabenh. Fungi Eur. Extraeur. Exs. (Klotzschii Herb. Viv. Mycol. Continuatio, Ed. Nova, Ser. Sec.), Cent. 30: no. 2974, 1883, nom. illeg. (Art. 53.1), non G.H. Otth, 1869.

≡ *Helminthosporium olivaceum* Berk. & Ravenel, in Berkeley, Grevillea 3(27): 102, 1875.

Notes: This is an illegitimate name published on the label of Winter, Fungi Eur. Extraeur. Exs. 2974 (fig. 30). See Crous & Braun (2003).

Rabenhorst - Winter, Fungi europael.  
**2974. *Cercospora olivacea* (B. et R.)**  
*Helminthosporium olivaceum* B. et R. in *Grevillea* III.  
 p. 102.  
*Cercospora Seymouriana* Winter in *Hedwigia* 1883. p. 70.  
 America borealis: Fulton County, Illinois. Ad *Gleditschieae triacanthos* L. folia viva.  
 October 1881. leg. A. B. Seymour.

Fig. 30

*Cercosporella rhaetica* Sacc. & G. Winter, in G. Winter, Rabenh. Fungi Eur. Extraeur. Exs. (Klotzschii Herb. Viv. Mycol. Continuatio, Ed. Nova, Ser. Sec.), Cent. 30: no. 2976, 1883 [*Hedwigia* 22(11): 175, 1883].

≡ *Ramularia rhaetica* (Sacc. & G. Winter) Jaap, Verh. Bot. Vereins Prov. Brandenburg 56: 92, 1914.

= *Ramularia imperatoriae* Lindau, in Rabenh., Krypt.-Fl., Ed. 2, 1.8 (Lief. 99): 478, 1906.

Notes: This is a new species name validly published on the label of Winter, Fungi Eur. Extraeur. Exs. 2976 (fig. 31). Taxonomy, description and illustration, see Braun (1998: 54). The duplicate of G. Winter, Rabenh. Fungi Eur. Extraeur. Exs., no. 2976, deposited at HAL, s.n., was designated as lectotype in Braun (1998: 55).

Rabenhorst-Winter, Fungi europael.  
**2976. *Cercosporella rhaetica* Saccardo et**  
 Wint. nov. spec.  
 Maculis amphigenis, subangulosis, arescendo expallentibus, fuscidulo-marginatis; caespitulis candidis, subgregariis, minutis; hyphis fasciculatis, filiformibus, simplicibus, raro ramulosis, continuis, sursum nodulosis; conidiis tereti-fusoidis, subrectis, 3-septatis, vix constrictis, 40—45  $\mu$  longis, 4  $\mu$  crassis, hyalinis.  
 Helvetia: prope St. Moritz, Ober-Engadin; ad folia viva *Imperatoriae Ostruthii* L.  
 August 1882. leg. G. Winter.

Fig. 31

*Strumella coryneoidea* Sacc. & G. Winter, in G. Winter, Rabenh. Fungi Eur. Extraeur. Exs. (Klotzschii Herb. Viv. Mycol. Continuatio, Ed. Nova, Ser. Sec.), Cent. 30: no. 2984, 1883 [*Hedwigia* 22(11): 175, 1883].

Notes: This is a new species name validly published on the label of Winter, Fungi Eur. Extraeur. Exs. 2984 (fig. 32). Davidson (1950) assumed *Urnula criterium* to be the sexual morph of *Strumella coryneoidea* (Schwein.) Fr., which is, however, unproven. The latter species is usually tentatively treated as an anamorphic *Urnula* species (see, for instance, Wang et al. 2005).

Rabenhorst-Winter, Fungi europael.  
**2984. *Strumella coryneoidea* Sacc. et**  
 Winter nov. spec.  
 Sporodochiis gregariis, superficialibus, compactiusculis atro-olivaceis,  $\frac{1}{2}$ — $\frac{3}{4}$  Mill. Diam.; hyphis e basi stromatica oriundis, densis, simplicibus vel parce ramosis, septatis, 60—100  $\mu$  longis, 7—8  $\mu$  crassis, fuligineis; conidiis obovatis vel subtrigonis, inaequalibus, 10—12  $\mu$  longis, 6—7  $\mu$  latis, 1—2-guttatis, opace fuligineis, continuis, rarissime 1-septatis.  
 America borealis: Perryville, Missouri ad *Quercus albae* L. ramos aridos.  
 April 1883. leg. C. H. Demetrio.

Fig. 32

*Septoria trollii* Sacc. & G. Winter, in G. Winter, Rabenh. Fungi Eur. Extraeur. Exs. (Klotzschii Herb. Viv. Mycol. Continuatio, Ed. Nova, Ser. Sec.), Cent. 30: no. 2994, 1883 [*Hedwigia* 22(12): 180, 1883].

≡ *Phloeospora trollii* (Sacc. & G. Winter) Jaap, Ann. Mycol. 6(3): 221, 1908.

≡ *Pseudocercosporella trollii* (Sacc. & G. Winter) U. Braun, Nova Hedwigia 47(3-4): 345, 1988.

= *Cylindrosporium montenegrinum* Bubák, Bot. Közl. **14**(3-4): (76), 1915.

= *Cercosporella trolliicola* Bond.-Mont., in Smarods, Fungi Latv. Exs., Fasc. IX, no. 444, Riga 1934.

[with description on the label, see:

<https://mycoportal.org/portal/collections/individual/index.php?occid=11684057&clid=0.>]

Notes: This is a new species name validly published on the label of Winter, Fungi Eur. Extraeur. Exs. 2994 (fig. 33). Taxonomy, description and illustration, see Braun (1995: 184).

Rabenhorst-Winter, Fungi europaei.  
**2994. Septoria Trollii** Sacc. et Winter  
nov. spec.  
Maculis vagis, amphigenis, arescendo-expallentibus, sub-  
immarginatis; peritheciis perexiguis, tectis (spuriis?), gre-  
gariis, fuscellis, 40—50  $\mu$  Diam. Spermatis filiformibus,  
curvulis, 40—50  $\mu$  longis, 1—1,5  $\mu$  crassis, continuis,  
subinde spurie 3-septatis, hyalinis.  
Helvetia: Rigi prope Luzern. Ad Trollii europaei L.  
folia viva.  
Juni 1882. leg. G. Winter.

Fig. 33

*Septoria visci* Bres., in G. Winter, Rabenh. Fungi Eur. Extraeur. Exs. (Klotzschii Herb. Viv. Mycol. Continuatio, Ed. Nova, Ser. Sec.), Cent. 30: no. 2995, 1883 [Hedwigia **22**(12): 180, 1883].

≡ *Rhabdospora visci* (Bres.) Kuntze, Revis. gen. pl. **3**(3): 514, 1898.

≡ *Septocytia visci* (Bres.) Punith. & Spooner, Kew Bull. **57**(3): 545, 2002.

Notes: This is a new species name validly published on the label of Winter, Fungi Eur. Extraeur. Exs. 2995 (fig. 34).

Rabenhorst-Winter, Fungi europaei.  
**2995. Septoria Visci** Bresadola nov. spec.  
Hypophylla; peritheciis dense congregatis, vel circulatim  
dispositis, atris, punctiformibus, apice poro pertusis, in  
macula amphigena, circulari, pallida et luteo-marginata nidu-  
lantibus; stylosporibus hyalinis, filiformibus, curvatis vel  
flexuosis, raro rectis, utrinque obtusis vixque attenuatis,  
pluriguttulatis, 25—30  $\mu$  longis, 1 1/2—2  $\mu$  latis.  
Tirolia australis: in silvis tridentinis ad folia adhuc  
viva Visci albi L. in Pino picea parasitantis.  
Mai 1883. leg. J. Bresadola.

Fig. 34

*Septoria xylostei* Sacc. & G. Winter, in G. Winter, Rabenh. Fungi Eur. Extraeur. Exs. (Klotzschii Herb. Viv. Mycol. Continuatio, Ed. Nova, Ser. Sec.), Cent. 30: no. 2996, 1883 [Hedwigia **22**(12): 181, 1883].

Notes: This is a new species name validly published on the label of Winter, Fungi Eur. Extraeur. Exs. 2996 (fig. 35).

Rabenhorst-Winter, Fungi europaei.  
**2996. Septoria Xylostei** Sacc. et Winter  
nov. spec.  
Maculis amphigenis, candicantibus, atro-marginatis, minu-  
tis; peritheciis lenticularibus, tectis, 120—150  $\mu$  Diam.,  
pertusis, circa ostiolum densioribus; spermatis filiformibus,  
subcurvis, 40—60  $\mu$  longis, 1,5  $\mu$  crassis, 6—8-guttulato-  
subseptatis, hyalinis.  
Helvetia: Zürich, ad Lonicerae Xylostei L. folia viva.  
Autumno 1882. leg. G. Winter.

Fig. 35

*Hendersonia gigaspora* Niessl, in G. Winter, Rabenh. Fungi Eur. Extraeur. Exs. (Klotzschii Herb. Viv. Mycol. Continuatio, Ed. Nova, Ser. Sec.), Cent. 30: no. 2998, 1883 [Hedwigia **22**(12): 181, 1883].

≡ *Stagonospora gigaspora* (Niessl) Sacc., Syll. fung. **3**: 453, 1884.

Notes: This is a new species name validly published on the label of Winter, Fungi Eur. Extraeur. Exs. 2998 (fig. 36).



Rabenhorst-Winter, Fungi europaei.

**2998. Hendersonia gigaspora** Niessl  
nov. spec.

Perithecia sparsa, majuscula, tecta, depresso-globosa, ostiolo punctiformi; stylosporae subcylindraceae, vel parum fusiformes, rectae, utrinque obtuse rotundatae 6—8 cellulares (5—7 septatae) dilutissime virescentes 74—80  $\mu$  lgae, 11—14  $\mu$  ltae.

In foliis emortuis Caricis montanae pr. Adamsthal Morav.

Aug.-Septbr.

Auf den Blättern von *Carex paludosa* fand ich vor Jahren eine übereinstimmende Form in Begleitung einer *Leptosphaeria* mit fast ebenso grossen Schlauchsporen. Diese sind lanzettlich, in der Mitte stark eingeschnürt, mit 6—8 kugligen Kernen, aber noch ohne Scheidewände und offenbar noch nicht völlig ausgebildet. Sie wurde von mir als *L. gigaspora* in sched. bezeichnet und wahrscheinlich gehört hierzu auch die vorliegende *Macrostylosporae*-form; doch konnte ich auf diesem Substrat die Schlauchform nicht finden.

G. v. Niessl.

Fig. 36

*Diplodia vincae* Sacc., in G. Winter, Rabenh. Fungi Eur. Extraeur. Exs. (Klotzschii Herb. Viv. Mycol. Continuatio, Ed. Nova, Ser. Sec.), Cent. 30: no. 2999, 1883 [Hedwigia 22(12): 181, 1883], nom. inval. (Art. 36.1).

≡ *Diplodia vincae* Sacc. & G. Winter, Atti Reale Ist. Veneto Sci. Lett. Arti, Sér. 6, 2: 462, 1884.

≡ *Sphaeropsis vincae* (Sacc. & G. Winter) Sacc., Syll. fung. 3: 302, 1884.

≡ *Macropodia vincae* (Sacc. & G. Winter) Kuntze, Revis. gen. pl. 3(3): 492, 1898.

Notes: This is an invalid name published on the label of Winter, Fungi Eur. Extraeur. Exs. 2999 (fig. 37).

Rabenhorst-Winter, Fungi europaei.

**2999. Diplodia Vincae** Saccardo in litt.  
(ad inter.)

Perithecia dense sparsa, punctiformia, globosa, tecta, ostiolo papillaeformi erumpentia, atra, 260—300  $\mu$  Diam. Stylosporae ovatae, ovato-oblongae, pyriformes vel clavatae, saepe irregulares, continuae, brunneae, 17—28  $\mu$  longae, 10—14  $\mu$  crassae.

America borealis: Amanda, Ohio. Ad folia caulesque *Vincae minoris*.

April 1883.

leg. W. A. Kellermann.

Fig. 37

**Cent. 31**

[Descriptions and diagnoses from Cent. 31 were repeated in Hedwigia 23(11), Nov. 1884.]

*Aecidium circinatum* G. Winter, Rabenh. Fungi Eur. Extraeur. Exs. (Klotzschii Herb. Viv. Mycol. Continuatio, Ed. Nova, Ser. Sec.), Cent. 31: no. 3021, 1884 [Hedwigia 23(11): 168, 1884].

Notes: This is a new species name validly published on the label of Winter, Fungi Eur. Extraeur. Exs. 3021 (fig. 38).

Rabenhorst-Winter, Fungi europaei.

**3021. *Aecidium circinatum* Winter**  
nova species.

Pseudoperidia plerumque in foliorum pagina inferiore, rarius etiam ad petiolos nervosque primarios, in macula rotundata seu irregulari, fusco-purpurea, arena lutea indeterminata cincta, subtus pallidiori plerumque circinatim disposita seu (ad petiolos) tuberculo submagno forma varia inordinate insidentia, cylindrica, usque  $\frac{1}{2}$  Mill. alta, candida, ore laciniato, (laciniis reflexis), late aperto, demum truncato. Cellulae pseudoperidii rotundato-angulata, membrana crassa, hyalina, dense sculpturata praeditae. Sporae rotundato-angulatae, verrucosae, pallide luteae, 26—33  $\mu$  Diam.

Brasilia: Prope Saõ Francisco, Provinc. St. Catharina; in foliis vivis Bignoniaceae cujusdam adhuc indeterminatae.

Januar 1884.

leg. E. Ule.

Fig. 38

*Aecidium cissi* G. Winter, Rabenh. Fungi Eur. Extraeur. Exs. (Klotzschii Herb. Viv. Mycol. Continuatio, Ed. Nova, Ser. Sec.), Cent. 31: no. 3022, 1884 [Hedwigia 23(11): 168, 1884].

Notes: This is a new species name validly published on the label of Winter, Fungi Eur. Extraeur. Exs. 3022 (fig. 39).

Rabenhorst-Winter, Fungi europaei.

**3022. *Aecidium Cissi* Winter**  
nova species.

Pseudoperidia in foliorum pagina inferiore, maculis rotundatis seu irregularibus, luteis, demum infuscatis, saepe arena indeterminata atra circumdatis, inordinate densissimeque insidentia, patellaeformia, ore profunde incisa, laciniis late reflexis, albida, e cellulis hyalinis, crasse tunicatis, angulatis constantia. Sporae angulato-rotundatae, dense verrucosae, aurantiacae, 16—18  $\mu$  Diam.

Brasilia: Prope Saõ Francisco, Provinc. St. Catharina, in *Cissi syciaefolii* foliis vivis.

März 1884.

leg. E. Ule.

Fig. 39

*Aecidium pseudocolumnare* J.G. Kühn, in G. Winter, Rabenh. Fungi Eur. Extraeur. Exs. (Klotzschii Herb. Viv. Mycol. Continuatio, Ed. Nova, Ser. Sec.), Cent. 31: no. 3027, 1884 [Hedwigia 23(11): 169, 1884].

Notes: This is a new species name validly published on the label of Winter, Fungi Eur. Extraeur. Exs. 3027 (fig. 40). This is a name for aecial stages of various *Milenia* species (Gäumann 1959, Klenke & Scholler 2015).

Rabenhorst-Winter, Fungi europaei.

**3027. *Aecidium pseudo-columnare***

**J. Kühn** nov. spec.

Aecidien in zwei Längsreihen auf der unteren Seite der in Länge und Breite nicht modificirten, aber mehr oder weniger entfärbten, bleichgrünen bis weisslichen Nadeln. Pseudoperidie meist von rundlichem, doch auch eiförmigem oder länglich-elliptischen, selten schmal-länglichem Umriss mit verschieden hoher, am Rande unregelmässig zerrissener, weisser Hülle, deren Länge von kaum 0,5 bis 2 mm wechselt. — Sporen weiss, feingewarzt; rundlich, eiförmig, länglich-elliptisch oder unregelmässig gestaltet, zuweilen abgestutzt keilig, selbst abgerundet dreieckig im Durchschnitt. Die runden Formen messen im Mittel nahezu 23  $\mu$ ; die Länge der übrigen wechselt von 22,8—37,2  $\mu$ , die Breite von 18,5—25,7  $\mu$ .

In den Monaten August und September 1883 am Fusse bis fast zum Gipfel des „Blauen“ bei Badenweiler im Schwarzwald von mir gesammelt.

Obs.: Die mit längerer Hülle versehenen Formen erinnern an ausgebleichte Exemplare von *Aecidium columnare* Alb. et Schw., unterscheiden sich aber von diesem Pilz wie von *Aec. elatinum* Alb. et Schw., durch die sowohl bei noch geschlossener wie geöffneter Hülle stets weiss gefärbten Sporen. Diese sind grösser und unregelmässiger gestaltet, als bei *Aec. columnare*, dagegen sind die Zellen der Hülle etwas kleiner und zarter geformt, wie bei letzterem Pilze. Das *Aec. pseudo-columnare* tritt an den Nadeln von Sämlingspflanzen wie an denen alter Bäume, von den unteren Aesten bis zur Spitze derselben auf. Häufig kommt es zerstreut und an einzelnen Nadeln vor, nicht selten befällt es aber auch alle Nadeln jüngster Triebe. Zuweilen ist nur die untere oder die Spitzenhälfte einer Nadel mit Aecidien besetzt, stets ist aber der befallene Nadeltheil gebleicht. Selten findet sich nur eine Reihe von Aecidien vor.

Halle, den 26. Juli 1884.

Prof. Dr. Julius Kühn.

Fig. 40

*Didymella maculiformis* G. Winter, Rabenh. Fungi Eur. Extraeur. Exs. (Klotzschii Herb. Viv. Mycol. Continuatio, Ed. Nova, Ser. Sec.), Cent. 31: no. 3056, 1884 [Hedwigia 23(11): 169, 1884].

≡ *Cercidospora maculiformis* (G. Winter) Kuntze, Revis. gen. pl. 3(3): 454, 1898.

≡ *Oligostroma maculiformis* (G. Winter) Doidge, Bothalia 1(1): 31, 1921.

≡ *Teratosphaeria maculiformis* (G. Winter) Joanne E. Taylor & Crous, IMI Descr. Fungi Bact. 135(nos 1341-1350): [13], 1999.

Notes: This is a new species name validly published on the label of Winter, Fungi Eur. Extraeur. Exs. 3056 (fig. 41).

Rabenhorst-Winter, Fungi europaei.

**3056. *Didymella maculiformis* Winter**  
nova species.

Perithecia amphigena, densissime stipata, greges maculiformes, irregulares, magnos, saepe confluentes (usque 6 Centim. latus), formantia, immersa, punctiformia, e basi globosa brevissime conica, poro simplici pertusa, epidermide circa verticem vix prominentem nigrefacta tecta, 150—180  $\mu$  diam. Asci oblongi, brevissime stipitati, sursum parum attenuati, 8speri, 78—82  $\mu$  longi, 16—17  $\mu$  crassi. Sporae distichae, cylindraceae, inaequaliter didymae, ad septum parum constrictae, hyalinae, 26—30  $\mu$  longae, 5—6  $\mu$  crassae. Paraphyses conglutinatae

Promont. bonae spei: prope Capetown, in foliis emortuis Proteae grandiflorae Thunb.

Juni 1884.

leg. Mac Owan.

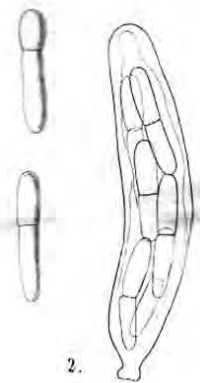


Fig. 41

*Phyllachora sphaerosperma* G. Winter, Rabenh. Fungi Eur. Extraeur. Exs. (Klotzschii Herb. Viv. Mycol. Continuatio, Ed. Nova, Ser. Sec.), Cent. 31: no. 3062, 1884 [Hedwigia 23(11): 170, 1884].  
≡ *Sphaerodothis sphaerosperma* (G. Winter) F. Stevens & W.D. Moore, Illinois Biol. Monogr. 11(2): 195, 1927.

Notes: This is a new species name validly published on the label of Winter, Fungi Eur. Extraeur. Exs. 3062 (fig. 42). This is a recognised species of the genus *Phyllachora* (see Parbery 1967).

Rabenhorst-Winter, Fungi europaei.

**3062. Phyllachora sphaerosperma** ✓  
**Winter**  
nova species.

Stromata sparsa, rotundata seu ellipsoidea, interdum confluentia, ca.  $\frac{1}{2}$ — $\frac{3}{4}$  Mill. lata, atra, parum nitida, ab ostioliis prominulis subtuberculata, loculos globoso-angulatos, dense stipatos includentia. Asci cylindracei, breviter stipitati, 8-spori, 84—96  $\mu$  longi, 10—10,5  $\mu$  crassi. Sporae monostichae, subglobosae, hyalinae, demum autem fuscae, laeves, plerumque 9  $\mu$  diam. Paraphyses filiformes.

Brasilia: prope Saõ Francisco, Provinc. St. Catharina, in foliis vivis Cenchri echinati.

März 1884.

leg. E. Ule.

Observ.: Durch die Gestalt der Sporen von den Verwandten leicht zu unterscheiden. — Wegen der im Alter endlich braun gefärbten Sporen sollte diese Art eigentlich zu *Auerswaldia* gebracht werden. Es scheint mir aber, dass diese Braunfärbung, die sich über das ganze Hymenium erstreckt, eher als ein Zeichen von Ueberreife zu betrachten ist, da alle braun gefärbten Theile wie abgestorben aussehen. Auch ist die sonstige Verwandtschaft zu *Phyllachora*, besonders zu *Ph. Graminis* eine so grosse und augenfällige, dass eine Trennung von dieser Gattung mir unnatürlich erscheinen würde.

Winter.

Fig. 42

*Auerswaldia disciformis* G. Winter, Rabenh. Fungi Eur. Extraeur. Exs. (Klotzschii Herb. Viv. Mycol. Continuatio, Ed. Nova, Ser. Sec.), Cent. 31: no. 3063, 1884 [Hedwigia 23(11): 170, 1884].

≡ *Dothidina disciformis* (G. Winter) Theiss. & Syd., Ann. Mycol. 13(3/4): 304, 1915.

≡ *Stichodothis disciformis* (G. Winter) Petr., Ann. Mycol. 25(3/4): 198, 1927.

≡ *Auerswaldiella winteri* Arx & E. Müll., Beitr. Kryptfl. Schweiz 11(1): 68, 1954, nom. illeg. (Art. 52.1).

≡ *Auerswaldiella disciformis* (G. Winter) U. Braun & Bensch, comb. nov. [MycoBank, MB 842493]

Bas.: *Auerswaldia disciformis* G. Winter, in G. Winter, Rabenh. Fungi Eur. Extraeur. Exs. (Klotzschii Herb. Viv. Mycol. Continuatio, Ed. Nova, Ser. Sec.), Cent. 31: no. 3063, 1884.

Notes: This is a new species name validly published on the label of Winter, Fungi Eur. Extraeur. Exs. 3063 (fig. 43). Arx & Müller (1954: 68) introduced the replacement name *Auerswaldiella winteri*, based on *Auerswaldia disciformis*, in order to avoid a homonym, since the name *Auerswaldiella disciformis* Chardón, 1939, already existed. Arx & Müller (1954: 62) reduced the name *Auerswaldiella disciformis* Chardón to synonymy with *Auerswaldia eximinans* (Mont. & Berk.) Sacc. However, they overlooked that Chardón's name was not validly published (Art. 39.1, see also Rojas et al. 2010). Therefore, *Auerswaldiella winteri* is an illegitimate (superfluous) name (Art. 52.1). Homonyms do only refer to previously and validly published names with exactly the same spelling, but not to invalid names.

Rabenhorst-Winter, Fungi europaei.  
**3063. Auerswaldia disciformis Winter**  
 nova species.

Stromata amphigena, rotundata seu irregularia, saepe angulata, disciformia. erumpentia, epidermidis fissae laciniis latis, recurvatis, atratis cineta, atra, opaca, saepe rugulosa, multilocularia, usque 5 Mill. lata, saepe confluentia. Loculi toto immersi, haud prominuli, dense stipati, globosi.

Asci numerosissimi, cylindracei, deorsum parum attenuati, 8-spori, 100–136  $\mu$  longi, 14–16  $\mu$  crassi. Sporae oblique monostichae seu subdistichae, ellipsoideae, continuae, olivaceae, 17–19  $\mu$  longae, 8–9  $\mu$  crassae. Paraphyses non distinctae.

Promont. bonae spei: prope Capetown, in Myricae spec. foliis vivis.

Hieme 1883.

leg. Mac Owan.



Fig. 43

*Cercospora demetroniana* G. Winter, Rabenh. Fungi Eur. Extraeur. Exs. (Klotzschii Herb. Viv. Mycol. Continuatio, Ed. Nova, Ser. Sec.), Cent. 31: no. 3079, 1884 [Hedwigia 23(11): 170, 1884].

Notes: This is a new species name validly published on the label of Winter, Fungi Eur. Extraeur. Exs. 3079 (fig. 44).

Rabenhorst-Winter, Fungi europaei.  
**3079. Cercospora Demetroniana Winter**  
 nova species.

Maculae magnae, saepe rotundatae, interdum confluentes, pallide fuscae, subtus griseae, plerumque concentricae zonatae; caespites amphigeni, minutissimi, sparsi; hyphae fasciculatae, non vel parum torulosae, parce remoteque septatae, fuscae, plerumque 110–130  $\mu$  longae, 5–6  $\mu$  crassae, interdum valde elongatae, usque 1 Mill. longae. Sporae filiformi-subclavatae, i. e. e basi parum incrassata sursum paulatim longissimeque attenuatae, hyalinae, multi-septatae, fuscidulae, usque 170  $\mu$  longae, 5–5½  $\mu$  crassae.

America borealis: prope Perryville, Missouri, ad *Crotalariae sagittalis* L. folia viva.

Aestate 1883.

leg. C. H. Demetrio.

Notiz: Ich habe diese ausgezeichnete neue Art zu Ehren meines hochverehrten Freundes Demetrio benannt, der mit unermüdlichem Eifer die Flora seiner Heimath durchforscht und dem die Wissenschaft schon manche neue Art, unsere Sammlung zahlreiche der interessantesten Beiträge verdankt.

G. Winter.

Fig. 44

*Cercospora glaucescens* G. Winter, Rabenh. Fungi Eur. Extraeur. Exs. (Klotzschii Herb. Viv. Mycol. Continuatio, Ed. Nova, Ser. Sec.), Cent. 31: no. 3080, 1884 [Hedwigia 23(11): 171, 1884].

≡ *Pseudocercospora glaucescens* (G. Winter) U. Braun, Cryptog. Mycol. 20(3): 169, 1999.

= *Cercospora tuberosa* Ellis & Kellerm., Bull. Torrey Bot. Club 11(10): 116, 1884.

Rabenhorst-Winter, Fungi europaei.  
**3080. Cercospora glaucescens Winter**  
 nov. spec.

Maculae indeterminatae, a nervis secundariis limitatae, saepe confluentes, in pagina foliorum superiore fuscoatrae, in pagina inferiore glaucae vel demum pallide fusciscentes. Caespites plerumque hypophylli, dense sparsi, minuti. Hyphae fasciculatae, fuscae, septatae, teretes, sursum modo parum torulosae, usque 70  $\mu$  (plerumque 40  $\mu$ ) longae, 5  $\mu$  crassae. Sporae longissime cylindraceae, demum apicem versus parum attenuatae, parce septatae, pallidissime olivaceae, usque 170  $\mu$  longae, 5  $\mu$  crassae.

America borealis: prope Perryville, Missouri, ad *Apionis tuberosae* Mönch folia languida.

Aestate 1883.

leg. C. H. Demetrio.

Fig. 45

Notes: This is a new species name validly published on the label of Winter, Fungi Eur. Extraeur. Exs. 3080 (fig. 45).

*Marssonina quercina* G. Winter [as “*Marsonia*”], Rabenh. Fungi Eur. Extraeur. Exs. (Klotzschii Herb. Viv. Mycol. Continuatio, Ed. Nova, Ser. Sec.), Cent. 31: no. 3085, 1884 [Hedwigia **23**(11): 171, 1884].

≡ *Marssonina quercina* (G. Winter) Lentz, Mycologia **42**(2): 263, 1950.

≡ *Discella quercina* (G. Winter) Arx, Verh. Kon. Ned. Akad. Wetensch., Sect. 2, **51**(3): 135, 1957, nom. illeg. (Art. 53.1), non Cooke, 1883.

Notes: This is a new species name validly published on the label of Winter, Fungi Eur. Extraeur. Exs. 3085 (fig. 46).



Fig. 46

## Cent. 32

[Descriptions and diagnoses from Cent. 32 were repeated in Hedwigia 23(11), Nov. 1884.]

*Puccinia psidii* G. Winter, Rabenh. Fungi Eur. Extraeur. Exs. (Klotzschii Herb. Viv. Mycol. Continuatio, Ed. Nova, Ser. Sec.), Cent. 32: no. 3126, 1884 [Hedwigia **23**(11): 171, 1884], **nom. cons. prop.**

≡ *Dicaeoma psidii* (G. Winter) Kuntze, Revis. gen. pl. **3**(3): 470, 1898.

≡ *Bullaria psidii* (G. Winter) Arthur & Mains, N. Amer. Fl. **7**(7): 488, 1922.

≡ *Austropuccinia psidii* (G. Winter) Beenken, Phytotaxa **297**(1): 55, 2017.

= *Caeoma eugeniarum* Link, in Willdenow, Sp. pl., Edn 4, **6**(2): 29, 1825. Holotype: Brazil, Rio de Janeiro, on *Eugenia* sp., undated, H.K. Beyrich (B). Isotype: MICH 13224.

≡ *Uredo eugeniarum* (Link) Buriticá, in Buriticá & Pardo-Cardona, Revista Acad. Colomb. Cienc. Exact. Fis. Nat. **20**(77): 222, 1996, nom. illeg. (Art. 53.1), non *Uredo eugeniarum* Henn., 1895.

≡ *Uredo psidii* J.A. Simpson, K. Thomas & Grgur., Australas. Pl. Pathol. **35**(5): 555, 2006 [nom. nov.].

[*Uredo globosoflava* Bonord. [as “*globoso-flava*”], Abh. Naturf. Ges. Halle **5**: 197, 1860, nom. illeg. (Art. 52.1), p.p.]

= *Uredo neurophila* Speg. [as “*neurophyla*”], Anal. Soc. Cient. Argent. **17**(3): 122, 1884.

≡ *Puccinia neurophila* (Speg.) Speg., Revista Argent. Bot. **1**: 120, 1925, nom. illeg. (Art. 53.1), non Grognot, 1863.

= *Uredo flavidula* G. Winter, Rabenh. Fungi Eur. Extraeur. Exs. (Klotzschii Herb. Viv. Mycol. Continuatio, Ed. Nova, Ser. Sec.), Cent. 33: no. 3307, 1885 [Hedwigia **24**(6): 259, 1885].

= *Uredo myrtacearum* Pazschke, Rabenh. Fungi Eur. Extraeur. Exs. (Klotzschii Herb. Viv. Mycol. Continuatio, Ed. Nova, Ser. Sec.), Cent. 37: no. 3633, 1890 [Hedwigia **29**(3): 159, 1890].

= *Uredo eugeniarum* Henn., Hedwigia **34**: 337, 1895.

= *Aecidium glaziovii* Henn., Hedwigia **36**: 216, 1897.

= *Uredo pitanga* Speg., Anal. Mus. Nac. Hist. Nat. B. Aires **6**: 240, [1898] 1899.

= *Puccinia jambosiae* Henn., Hedwigia **44**: 105, 1902.

= *Uredo puttemansii* Henn., Hedwigia **41**: 106, 1902.

= *Uredo goeldiana* Henn., Beibl. Hedwigia **42**: (188), 1903.

= *Uredo rochaei* Puttemans, Revista Politéchnica São Paulo **11**: 272, 1906.

- = *Uredo myrciae* Mayor, in Fuhrmann & Mayor, Mém. Soc. Sci. Nat. Neuchâtel **5**: 590, 1914.
- = *Puccinia cambucae* Puttemans, in Rangel, Arq. Mus. Nac. Rio de Janeiro **18**(7-9): 153, 1916.
- = *Puccinia brittoi* Rangel, Arq. Mus. Nac. Rio de Janeiro **18**(7-9): 154, 1916.
- = *Puccinia barbacensis* Rangel, Arq. Mus. Nac. Rio de Janeiro **18**(7-9): 154, 1916.
- = *Puccinia eugeniae* Rangel, Arq. Mus. Nac. Rio de Janeiro **18**(7-9): 154, 1916.
- = *Puccinia grumixamae* Rangel, Arch. Jard. Bot. Rio de Janeiro **2**: 69, 1918.
- = *Puccinia jambolana* Rangel, in Avena-Saccá, Bol. Agric. (São Paulo) **21**: 37, 1920.
- = *Puccinia camargoi* Puttemans, Bol. Mus. Nac. Rio de Janeiro **6**: 314, 1930.
- = *Puccinia actinostemonis* H.S. Jacks. & Holw., in Jackson, Mycologia **23**: 466, 1931.

Notes: This is a new species name validly published on the label of Winter, Fungi Eur. Extraeur. Exs. 3126 (fig. 47). Lectotype – BR-MYC 80409,93; epitype – VIC 42496 (designated by Machado et al., 2015). The nomenclature and synonymy of *P. psidii* were treated in detail by Simpson et al. (2006). Hennen & Figueiredo (1981) examined type material of *Puccinia actinostemonis*, which had been introduced for a rust fungus on “*Actinostemon* sp.”, and pointed out that the type host represents an unidentified host belonging to *Myrtaceae*. Beenken (2017) studied the phylogeny of this rust and introduced the new genus *Austropuccinia* for it. He maintained *Puccinia psidii* as type species and failed to discuss the synonymy and nomenclature of this rust species. *Caeoma eugeniarum* Link is the oldest valid name for this fungus and would be available in *Puccinia* as well as *Austropuccinia*. Type material of Link’s species is preserved. However, *Puccinia psidii* is the causative agent of an economically important plant disease, which has been used in the phytopathological literature for a long time. There is a large number of publications that are dealing with this disease. Therefore, it is reasonable to maintain the epithet “*psidii*”. However, a proposal to conserve the name *P. psidii* is necessary.

Rabenborst-Winter, Fungi europaei.  
**3126. Puccinia Psidii Winter**  
 nova species.

II. *Uredo*: Acervuli plerumque in maculis rotundatis seu irregularibus, fuscis, nigro cinctis, ca. 3—5 Mill. latis, saepe confluentibus, amphigeni, gregarii, rarius supra foliorum totam faciem sparsi, minuti, erumpentes, demum denudati et ab epidermide fissa circumdati, pallidi. Sporae subglobose ovataeque, membrana tenui, densiuscule tenuissimeque echinulata, hyalina praeditae, aurantiacae, ca. 19  $\mu$  diam. vel usque 23  $\mu$  longae, 16  $\mu$  crassae.

III. *Puccinia*: Acervuli telcutosporarum cum iis *Uredinis* mixti, minutissimi, punctiformes, gregarii. Sporae ovato-oblongae, medio parum constrictae, vertice non incrassatae, episporio tenui, laevi, pallidissime luteolo praeditae, pedicello non persistente, hyalino suffultae, 31—33  $\mu$  longae, 18  $\mu$  crassae.

Brasilia: Prope São Francisco, Prov. St. Catharina, in *Psidii* pomiferi foliis vivis.

April 1884.

leg. E. Ule.

Observ.: Die meisten Exemplare zeigen leider nur die *Uredo*form und auch diese oft besetzt mit *Darluc*a. Vielleicht gelingt es, die *Puccinia* später noch reichlicher nachzuliefern. W.

Fig. 47

*Uredo cannae* G. Winter, Rabenh. Fungi Eur. Extraeur. Exs. (Klotzschii Herb. Viv. Mycol. Continuatio, Ed. Nova, Ser. Sec.), Cent. 32: no. 3129, 1884 [Hedwigia **23**(11): 172, 1884].

≡ *Puccinia cannae* (G. Winter) Henn., Hedwigia **41**: 105, 1902.

≡ *Dicaeoma cannae* (G. Winter) Arthur, N. Amer. Fl. **7**(5): 380, 1920.

Notes: This is a new species name validly published on the label of Winter, Fungi Eur. Extraeur. Exs. 3129 (fig. 48).

Rabenhorst-Winter, Fungi europaei.

**3129. Uredo Cannae Winter**

nova spec.

Acervuli plerumque hypophylli, rarius etiam epiphylli, sine maculis supra totam folii superficiem dense sparsi seu hic inde gregarii, minuti, rotundati s. elliptici, interdum confluentes, vix  $\frac{1}{2}$  Mill. metientes, pallide lutei, longe, ab epidermide velati, demum erumpentes. Sporae ovatae, pyriformes oblongaeve, aethroae (an semper?), echinulatae, 25–35  $\mu$  longae, 16–23  $\mu$  crassae.

Brasilia: prope Saõ Francisco, Prov. St. Catharina, in foliis vivis Cannae.

März 1884.

leg. E. Ule.

Fig. 48

*Venturia aggregata* G. Winter, Rabenh. Fungi Eur. Extraeur. Exs. (Klotzschii Herb. Viv. Mycol. Continuatio, Ed. Nova, Ser. Sec.), Cent. 32: no. 3144, 1884 [Hedwigia 23(11): 172, 1884].

≡ *Antennularia aggregata* (G. Winter) Höhn., Ann. Mycol. 17: 124, 1919.

Notes: This is a new species name validly published on the label of Winter, Fungi Eur. Extraeur. Exs. 3144 (fig. 49).

Rabenhorst-Winter, Fungi europaei.

**3144. Venturia aggregata Winter**

nov. spec.

Perithecia amphigena, superficialia, 2–20 (rarius plura) densissime aggregata, stromatis minuti, rotundati, verruciformi, extus atrii, intus cinnabarii superficie insidentia, depresso globosa, demum cupulaeformia, parvissime setulosa, ostiolo vix conspicuo perforata, atra. Asci copiosi, clavati, longe pedicellati, apicem versus parum attenuati, 8-spori, paraphysibus filiformibus, numerosis obvallati, 60–80  $\mu$  longi, 19–21  $\mu$  crassi. Sporae inordinate subdistichae, elliptico-oblongae, plerumque inaequilaterales, medio uniseptatae et parum constrictae, demum pallidissime fuscidulae, 16–17  $\mu$  longae, 8–9  $\mu$  crassae.

Brasilia: prope Saõ Francisco, Prov. St. Catharina, December 1883.

leg. E. Ule.

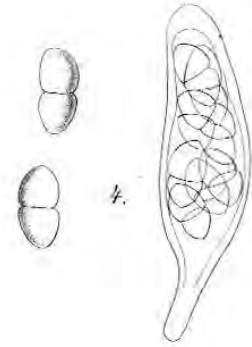


Fig. 49

*Hysterium acerinum* (Westend.) G. Winter, Rabenh. Fungi Eur. Extraeur. Exs. (Klotzschii Herb. Viv. Mycol. Continuatio, Ed. Nova, Ser. Sec.), Cent. 32: no. 3162, 1884.

≡ *Hysterographium acerinum* Westend., Bull. Acad. R. Sci. Belg., Cl. Sci., Sér. 2, 7(5): 87, 1859.

≡ *Hysterium pulicare* var. *acerinum* (Westend.) Sacc., Syll. fung. 2: 744, 1883.

= *Hysterium pulicare* Pers., Neues Mag. Bot. 1: 85, 1794.

[Full synonymy, see: <http://www.speciesfungorum.org/GSD/GSDspecies.asp?RecordID=162287>; <https://www.nahuby.sk/atlas-hub/Hysterium-pulicare/skarovec/skulinatec/ID12988>.]

Notes: This is a new combination validly published on the label of Winter, Fungi Eur. Extraeur. Exs. 3162 (fig. 50).

Rabenhorst-Winter, Fungi europaei.

**3162. Hysterium acerinum (Westd.)**

*Hysterographium acerinum* Westd., Exsicc. Nr. 927.

*Hysterium pulicare* var. Sacc., Sylloge II. p. 744.

Belgia: prope Courtrai, ad corticem Aceris.

Reliquiae Westendorpianae com. E. Marchal.

Fig. 50

*Niptera parasitica* G. Winter, Rabenh. Fungi Eur. Extraeur. Exs. (Klotzschii Herb. Viv. Mycol. Continuatio, Ed. Nova, Ser. Sec.), Cent. 32: no. 3167, 1884 [Hedwigia 23(11): 173, 1884].

≡ *Mollisia parasitica* (G. Winter) Sacc., Syll. fung. 8: 329, 1889.

≡ *Dermatea parasitica* (G. Winter) Höhn., Sitzungsber. Kaiserl. Akad. Wiss. Wien, Math.-Naturw. Cl., Abt. 1, 118: 1524, 1909.



Notes: This is a new species name validly published on the label of Winter, Fungi Eur. Extraeur. Exs. 3167 (fig. 51).

Rabenhorst-Winter, Fungi europaei.

**3167. Niptera parasitica Winter**

nova species.

Cupulae in macula irregulari, plerumque angulato-rotundato, 2—6 Mill. lata, in foliorum pagina inferiori pallide lutea, in pagina superiori arescendo-albida, fusco-cincta et arena luteola indeterminata circumdata hypophyllae, gregariae, sessiles, disciformes, primo submarginatae, demum immarginatae, convexiusculae, subrepandae, ceraceae, luteo-fuscae, disco pallidiore, siccae irregulares, saepe umbilicatae undulataeque, obscuriores, fusco-atrae, usque  $\frac{1}{2}$  Mill. latae. Asci clavati, in pedicellum sublongum attenuati, 8-sporei, 75—88  $\mu$  longi, 16  $\mu$  lati. Sporae inordinatae, ovato-ellipticae, parum inaequilaterales, hyalinae, 14  $\mu$  longae, 7  $\mu$  crassae. Paraphyses filiformes, ascos aequantes.

Brasilia: prope Saõ Francisco, Provinc. Sta. Catharina, in foliis vivis Melastomaceae cujusdam.

November 1883.

leg. E. Ule.



Fig. 51

*Peronospora oerteliana* J.G. Kühn, in G. Winter, Rabenh. Fungi Eur. Extraeur. Exs. (Klotzschii Herb. Viv. Mycol. Continuatio, Ed. Nova, Ser. Sec.), Cent. 32: no. 3177, 1884 [Hedwigia 23(11): 173, 1884 and Deutsche Bot. Monatsschr. 2: 158, 1884].

Notes: This is a new species name validly published on the label of Winter, Fungi Eur. Extraeur. Exs. 3177 (fig. 52). *Primula veris* is the type host of *P. oerteliana*, see Constantinescu (1991: 66).

Rabenhorst-Winter, Fungi europaei.

**3177. Peronospora Oerteliana Kühn**

nova species.

Conidienträger schlank, nur oben, hier aber reich verzweigt. Verästelung meist 5—6mal gabelig, selten bei der ersten Verzweigung dreitheilig. Aeste gebogen, letzte Verzweigungen theils kurz und gerade, theils mässig lang, pfriemlich und etwas gebogen. Conidien elliptisch oder eiförmig, farblos, seitlich auskeimend. — Oosporen gelbbraun, durchscheinend.

Nach de Bary's Eintheilung (Ann. sc. nat. Ser. 4 T. XX.) zur Sect. IV. Pleuroblastae Abth. C Effusae gehörig.

Von Herrn G. Oertel, Custos am landwirthschaftlichen Institut der Universität Halle, auf einer Bergwiese bei Lauterberg am Harz am 2. Juni 1884 entdeckt und gesammelt.

Halle, den 27. Juli 1884.

Prof. Dr. Julius Kühn.

Fig. 52

*Cylindrosporium inconspicuum* G. Winter, Rabenh. Fungi Eur. Extraeur. Exs. (Klotzschii Herb. Viv. Mycol. Continuatio, Ed. Nova, Ser. Sec.), Cent. 32: no. 3178, 1884 [Hedwigia 23(11): 174, 1884].  
 ≡ *Cercospora inconspicua* (G. Winter) Höhn., Ann. Mycol. 1(5): 413, 1903.  
 ≡ ***Pseudocercospora inconspicua*** (G. Winter) U. Braun, Nova Hedwigia 47(3-4): 343, 1988.  
 = *Cercospora hungarica* Bäumler, Verh. Zool.-Bot. Ges. Wien 38: 717, 1888.  
 ≡ *Pseudocercospora hungarica* (Bäumler) Sivan., Bitunicate Ascomycetes and their Anamorphs: 202, 1984.  
 = *Cercospora liliicola* Richon, Cat. Champ. Marn.: no. 2032, 1889.  
 ≡ *Cercospora liliicola* (Richon) Sacc., Syll. fung. 10: 566, 1892.  
 = *Cylindrosporium inconspicuum* subsp. *candidum* Sacc. & Fautrey, in Saccardo & Sydow, Syll. fung. 16: 1019, 1902.  
 = *Cercospora lili* Dearn., Mycologia 21(6): 327, 1929.  
 Notes: This is a new species name validly published on the label of Winter, Fungi Eur. Extraeur. Exs. 3178 (fig. 53). Description, nomenclature and taxonomy, see Braun (1995: 174).

Rabenhorst-Winter, Fungi europaei.  
**3178. *Cylindrosporium inconspicuum* Winter**  
 nova species.  
 Acervuli nulli. Sporae in maculis irregularibus, usque 20 Millim. longis, saepe confluentibus, totum fere folium occupantibus, pallide fuscis, exaridis, demum centro pallidioribus amphigenae, filiformi-cylindraceae, utrinque attenuatae, 3—5 septatae, interdum curvatae, hyalinae, 70—100  $\mu$  longae, 3,5  $\mu$  crassae.  
 Helvetia: prope Zürich, ad folia viva Lili Martagonis. leg. G. Winter.  
 Juli 1883.

Fig. 53

*Periconia velutina* G. Winter, Rabenh. Fungi Eur. Extraeur. Exs. (Klotzschii Herb. Viv. Mycol. Continuatio, Ed. Nova, Ser. Sec.), Cent. 32: no. 3181, 1884 [Hedwigia 23(11): 174, 1884].  
 ≡ *Periconiella velutina* (G. Winter) Sacc., in Saccardo & Berlese, Atti Reale Ist. Veneto Sci. Lett. Arti, Sér. 6, 3: 727, 1885.  
 ≡ ***Zasmidium velutinum*** (G. Winter) Videira & Crous, in Videira et al., Stud. Mycol. 87: 364, 2017.  
 Notes: This is a new species name validly published on the label of Winter, Fungi Eur. Extraeur. Exs. 3181 (fig. 54).

Rabenhorst-Winter, Fungi europaei.  
**3181. *Periconia velutina* Winter,**  
 nova species.  
 Hyphae densissime stipatae, maculas seu caespites effusos, fusco-atros formantes vel paginam inferiorem folii totam obducentes, erectae, fuscae, multiseptatae, simplices, apice modo repetite, fere fasciculatim ramosae, ramulis brevibus, subtorulosis, divaricatis. Sporae ex apice ramulorum ortae, oblongo-ellipticae, utrinque attenuatae, unicellulares, fuscae, 8—9  $\mu$  longae, 2,5  $\mu$  crassae.  
 Promont. bonae spei: In silvis ad pedem Montis Tabularis; in foliis languescentibus Brabeii stellatifolii L.  
 Januar 1883. leg. P. Mac Owan.

Fig. 54

*Coniothyrium atriplicinum* G. Winter, Rabenh. Fungi Eur. Extraeur. Exs. (Klotzschii Herb. Viv. Mycol. Continuatio, Ed. Nova, Ser. Sec.), Cent. 32: no. 3192, 1884 [Hedwigia 23(11): 174, 1884].  
 Notes: This is a new species name validly published on the label of Winter, Fungi Eur. Extraeur. Exs. 3192 (fig. 55).

Rabenhorst-Winter, Fungi europaei.

**3192. Coniothyrium atriplicinum**

**Winter,**

nova species.

Perithecia sparsa, amphigena, immersa, depresso-globosa, ostiolo papillaeformi errumpentia, demum umbilicata, atra, membranacea, glabra, 115—175  $\mu$  diam. Sporae ellipticae s. ovato-ellipticae, utrinque late rotundatae, continuatae, pallidissime fuscidulae, 7—8  $\mu$  longae, 4—5  $\mu$  crassae.

Australia: Murray-River, in calyce Atriplicis nummularii.  
leg. Ferd. von Müller.

Fig. 55

*Septoria submaculata* G. Winter, Rabenh. Fungi Eur. Extraeur. Exs. (Klotzschii Herb. Viv. Mycol. Continuatio, Ed. Nova, Ser. Sec.), Cent. 32: no. 3193, 1884 [Hedwigia 23(11): 174, 1884].

Notes: This is a new species name validly published on the label of Winter, Fungi Eur. Extraeur. Exs. 3193 (fig. 56).

Rabenhorst-Winter, Fungi europaei.

**3193. Septoria submaculata Winter,**

nova species.

Maculae in pagina foliorum superiore dense sparsae, saepe confluentes, minutae ( $\frac{1}{4}$ — $\frac{1}{2}$  Mill. latae), griseae, fusco-purpureo late cinctae, angulato-rotundatae s. irregulares. In pagina inferiore foliorum maculae subnullae vel obscuriores, sed hic perithecia, in quaque macula solitaria vel pauca, globosa, prominula, pallida, tenuissime membranacea, ca. 150  $\mu$  diam. Sporae cylindricae, utrinque rotundatae, rectae vel flexuosae, medio uniseptatae, hyalinae, 30—37  $\mu$  longae, 3,5  $\mu$  crassae.

America borealis: prope Perryville, Missouri, ad Fraxini americani folia viva.

Aestate 1884.

leg. C. H. Demetrio.

Fig. 56

*Sphaeronaema persicae* (Schwein.) G. Winter [as “*Sphaeronema*”], Rabenh. Fungi Eur. Extraeur. Exs. (Klotzschii Herb. Viv. Mycol. Continuatio, Ed. Nova, Ser. Sec.), Cent. 32: no. 3198, 1884, nom. illeg. (Art. 53.1), non (Schwein.) Ellis, 1878 (based on *Cytospora persicae* Schwein.).

≡ *Periconia persicae* Schwein., Schriften Naturf. Ges. Leipzig 1: 125, 1822.

≡ *Pseudographium persicae* (Schwein.) Jacz., Nouv. Mem. Soc. Imp. Nat. Moscou 15(20): 370, 1898.

≡ *Morrisographium persicae* (Schwein.) Illman & G.P. White, Mycotaxon 19: 147, 1984.

[Full synonymy, see: <http://www.speciesfungorum.org/GSD/GSDspecies.asp?RecordID=107035>; <https://www.mycobank.org/MB/107035>.]

Notes: This is a new combination published on the label of Winter, Fungi Eur. Extraeur. Exs. 3198 (fig. 57), but this name is illegitimate. Verkley (2002) discussed the intricate taxonomy, nomenclature and synonymy of the genus name *Pseudographium* Jacz., including Höhnel's (1915) misleading “lectotypification”, and reduced this name to synonymy with *Pseudographium* Sacc.

Rabenhorst-Winter, Fungi europaei.

**3198. Sphaeronema Persicae (Schwein.)**

*Periconia Persicae* Schwein., Synops.

Fung. Carol. p. 125 Nr. 1290.

America borealis: prope Amanda, Ohio, ad *Persicae vulgaris* ramulos.

Juni 1883.

leg. W. A. Kellermann.

Fig. 57

### Cent. 33

[Notes: Descriptions and diagnoses published in Cent. 33 were repeated in Hedwigia 24(6): 252–259, [Nov./Dec.] 1885.]

*Puccinia macowanii* G. Winter [as “*Mac Owani*”], Rabenh. Fungi Eur. Extraeur. Exs. (Klotzschii Herb. Viv. Mycol. Continuatio, Ed. Nova, Ser. Sec.), Cent. 33: no. 3211, 1885 [Hedwigia 24(6): 255, 1885].

≡ *Dicaeoma macowanii* (G. Winter) Kuntze [as “*macowani*”], Revis. gen. pl. 3(3): 469, 1898.

Notes: This is a new species name validly published on the label of Winter, Fungi Eur. Extraeur. Exs. 3211 (fig. 58).

Rabenhorst-Winter, Fungi europaei.

#### 3211. *Puccinia Mac Owani* Winter nova spec.

I. *Aecidium* = *Aecidium truncatum* Kälchbr. in litt.

Pseudoperidia in maculis pallide luteolis, in pagina foliorum superiore fuscis, late luteo cinctis, indeterminatis, rotundatis irregularibusve, saepe confluentibus, magnitudine varia, hypophylla, solitaria vel 2 usque circ. 10 laxe gregaria vel caespitosa, albida, longe tubulosa, 1–2 Mill. alta, primitus ore clausa, demum aperta, margine erecto, parce et irregulariter, sed subprofunde inciso, laciniis interdum revolutis. Cellulae pseudoperidii densissime minuteque verruculosae. Sporae angulato-rotundatae, verruculis subvalidis, obtusis obsitae, hyalinae (ac semper?), 23–32  $\mu$  diam.

Promont. bonae spei: In monte Boschberg prope Somerset-East, in foliis vivis *Helicbrysi petiolati* DC.

Julio 1877. leg. P. Mac Owan.

Observ.: Es ist nach der Diagnose wenigstens sehr wahrscheinlich, dass vorliegendes *Aecidium* mit *Caeoma* (*Aecidium*) *Gnaphalium* Schweinitz, Synops. Fungor. Americ. boreal. Nr. 2873, identisch ist. Dagegen stimmen die Teleosporen (siehe folgende Nummer) nicht mit *Puccinia investita* Schwein. (l. c. Nr. 2932) überein. G. W.

Fig. 58

*Aecidium splendens* G. Winter, Rabenh. Fungi Eur. Extraeur. Exs. (Klotzschii Herb. Viv. Mycol. Continuatio, Ed. Nova, Ser. Sec.), Cent. 33: no. 3224, 1885 [Hedwigia 24(6): 256, 1885], nom. inval. (Art. 36.1).

≡ *Aecidium splendens* G. Winter ex Sacc., Syll. fung. 7: 784, 1888.

= *Puccinia crotonopsidis* (Burrill) Demers, Mycologia 109(1): 13, 2017.

Notes: This is an invalid species name published on the label of Winter, Fungi Eur. Extraeur. Exs. 3224 (fig. 59). Synonymy, see Demers et al. (2017).

Rabenhorst-Winter, Fungi europaei.

#### 3224. *Aecidium splendens* Winter nova spec. ad interim!

Aecervuli hypophylli, rotundati vel parum irregulares, minuti, 1–2  $\frac{1}{2}$  Mill. lati, in macula indeterminata, luteola, in pagina foliorum superiori intensius colorata solitaria sparsave. Pseudoperidia dense stipata, breve cylindrica, albida, margine erecto, simbriato-crenulato; cellulae pseudoperidii valde verrucosae, protoplasmate aurantiaco impletae, 20–35  $\mu$  Diam. Sporae rotundato-polygoniae, minutissime granulatae, aurantiacae, 20–28  $\mu$  longae, 14–19  $\mu$  latae.

America borealis: Prope Perryville, Missouri. In cotyledonibus vivis *Crotonis monanthogyni* Mx.

15. Mai 1885. leg. C. H. Demetrio.

Observ.: Diese Art ist wahrscheinlich identisch mit *Aecidium Crotonopsidis* Burrill in Botanical Gazette 1884 pag. 190; doch wird dort die Sporenfarbe nicht angegeben, auch sind die Sporen etwas kleiner (15–18  $\mu$  lang, 12–15  $\mu$  breit), als bei vorliegender Art. — Sehr ähnlich ist auch, der Beschreibung nach, *Aecidium Tragiae* Cooke in Grevillea X. pag. 125, doch ist die Diagnose zu unvollständig. Auch *Aecidium detritum* Thümen in Mycoth. univ. Nr. 1324 stimmt im Wesentlichen mit unserer Art überein; doch sollen bei dieser die Sporen farblos sein, was bei den ausgegebenen Exemplaren auch der Fall ist, was aber auch eine Folge des Alters sein kann. G. W.

Fig. 59

*Caeoma nitens* (Schwein.) G. Winter, Rabenh. Fungi Eur. Extraeur. Exs. (Klotzschii Herb. Viv. Mycol. Continuatio, Ed. Nova, Ser. Sec.), Cent. 33: no. 3225, 1885 [Hedwigia **24**(6): 253, 1885].  
≡ *Aecidium nitens* Schwein., Schriften Naturf. Ges. Leipzig **1**: 69, 1822.

≡ *Gymnoconia nitens* (Schwein.) F. Kern & Thurst., Bull. Penn. State Coll. **239**: 16, 1929.

[Full synonymy, see: <http://www.speciesfungorum.org/GSD/GSDspecies.asp?RecordID=314774>;  
<https://www.mycobank.org/MB/314774>.]

Notes: This is a new combination validly published on the label of Winter, Fungi Eur. Extraeur. Exs. 3225 (fig. 60).

Rabenhorst-Winter, Fungi europaei.  
**3225. Caeoma nitens** (Schweinitz).  
Synon.: *Aecidium nitens* Schw., Synops. Fung. Carol. pag. 69. Nr. 458.  
*Caeoma luminatum* Schw., Synops. Fung. Americ. boreal. p. 293.  
a. America borealis: Prope Pine Hills, Union Co., Illinois. Ad folia viva Rubi villosi.  
24. April 1882. leg. A. B. Seymour.  
b. America borealis: Prope Amanda, Ohio. In foliis vivis Rubi villosi. Forma spermogoniifera!  
leg. W. A. Kellermann.  
c. Fennia: Prope Helsingfors. Ad Rubi saxatilis folia viva.  
9. Juni 1885. leg. O. Rihlman.  
Observ.: Die unter c. ausgegebenen Exemplare wurden unter dem Namen: *Phragmidium Rubi* (Pers.) *Aecidium*, eingesandt. Ich habe, wie ich auch in meinem Werke: Die Pilze Deutschl. etc. I. pag. 230 bemerke, das *Aecidium* von *Phragmidium Rubi* noch nicht lebend gesehen und kenne keine ganz zweifellosen Exemplare desselben. So viel scheint mir aber sicher, dass der finnische Pilz mit dem nordamerikanischen *Caeoma nitens* identisch ist. G. W.

Fig. 60

*Corticium alneum* (Fr.) P. Karst., in G. Winter, Rabenh. Fungi Eur. Extraeur. Exs. (Klotzschii Herb. Viv. Mycol. Continuatio, Ed. Nova, Ser. Sec.), Cent. 33: no. 3231, 1885 [Hedwigia **24**(6): 253, 1885].  
≡ *Thelephora alnea* Fr., Syst. mycol. **1**: 446, 1821.

≡ *Phanerochaete alnea* (Fr.) P. Karst., Bidr. Känn. Finl. Nat. Folk **48**: 427, 1889.

[Full synonymy, see: <http://www.speciesfungorum.org/GSD/GSDspecies.asp?RecordID=431888>;  
<https://www.mycobank.org/MB/431888>.]

Notes: This is a new combination validly published on the label of Winter, Fungi Eur. Extraeur. Exs. 3231 (fig. 61).

Rabenhorst-Winter, Fungi europaei.  
**3231. Corticium alneum** (Fries) Karsten.  
Synon.: *Stereum alneum* Fries, Epicris. pag. 553.  
Fennia: Prope Mustiala, ad lignum corticemque Alni, Betulae et Populi tremulae.  
Autumno. leg. P. A. Karsten.

Fig. 61

*Parodiella caespitosa* G. Winter, Rabenh. Fungi Eur. Extraeur. Exs. (Klotzschii Herb. Viv. Mycol. Continuatio, Ed. Nova, Ser. Sec.), Cent. 33: no. 3249, 1885 [Hedwigia **24**(6): 256, 1885].

≡ *Winteromyces caespitosus* (G. Winter) Spég., Anales Mus. Nac. Hist. Nat. Buenos Aires **23**: 37, 1912.

≡ *Gibbera caespitosa* (G. Winter) Arx, in Müller & von Arx, Beitr. Kryptfl. Schweiz **11**(2): 424, 1962.

Notes: This is a new species name validly published on the label of Winter, Fungi Eur. Extraeur. Exs. 3249 (fig. 62).

Rabenhorst-Winter, Fungi europaei.

**3249. Parodiella caespitosa** Winter  
nova species.

Perithecia epi-rarius hypophylla, superficialia, caespites densissimos, hemisphaericos, 1—2 Millim. latos formantia, subglobosa, vertice depressa vel demum impressa et parum umbilicata, rugulosa, atra, opaca, ca. 0,4 Mill. lata. Asci late clavati, vertice rotundati vel parum attenuati, deorsum longe stipitati, 8-spori, 78—96  $\mu$  longi, 23—26  $\mu$  crassi. Sporae conglobatae, oblongo-ellipticae, utrinque rotundatae, saepe inaequilaterales, uniseptatae, non vel vix constrictae, dilutissime luteo-fuscidulae, 22—28  $\mu$  longae, 9—9,5  $\mu$  crassae.

Brasilia: Prope Saõ Francisco. Ad folia viva Compositae scandentis adhuc indeterminatae.

August 1884.

leg. E. Ule.

Fig. 62

*Parodiella melioides* (Fr.) G. Winter, Rabenh. Fungi Eur. Extraeur. Exs. (Klotzschii Herb. Viv. Mycol. Continuatio, Ed. Nova, Ser. Sec.), Cent. 33: no. 3250, 1885

≡ *Sphaeria melioides* Berk. & M.A. Curtis, in Berkeley, J. Linn. Soc., Bot. 10(46): 387, [1868] 1869.

≡ *Parodiella melioloides* (Berk. & M.A. Curtis) G. Winter, Hedwigia 24(6): 257, 1885, comb. inval. (Art. 35.2).

≡ *Perisporiopsis melioloides* (Berk. & M.A. Curtis) Arx, in Müller & von Arx, Beitr. Kryptfl. Schweiz 11(2): 171, 1962.

[Full synonymy, see: <http://www.speciesfungorum.org/GSD/GSDspecies.asp?RecordID=335884>; <https://www.mycobank.org/MB/335884>.]

Notes: This is a new combination validly published on the label of Winter, Fungi Eur. Extraeur. Exs. 3250 (fig. 63).

Rabenhorst-Winter, Fungi europaei.

**3250. Parodiella melioloides** (Berk. et  
Curtis) Winter  
in Hedwigia 1885 p. 108.

Synon.: *Sphaeria melioloides* Berk. et Curt., Fungi from Cuba Nr. 849 in Journal of Linnean Society. Vol. X. Nr. 46. p. 387. *Rosellinia melioloides* Sacc., Sylloge I. pag. 276.

*Nectria megalospora* Sacc. et Berl. in Revue myc. Nr. 27. Juli 1885. pag. 157.

Brasilia: Prope Saõ Francisco. Ad folia viva plantae adhuc ignotae.

October 1884.

leg. E. Ule.

Observ.: Ich habe bereits in Hedwigia 1885 pag. 108 diesem schönen Pilz seine richtige systematische Stellung angewiesen und auch Cooke, dem ich gut entwickelte Exemplare sandte, bringt die Art jetzt zu *Parodiella*. Und nur bei oberflächlichster Untersuchung konnte Saccardo auf den Gedanken kommen, diese Art zu *Nectria* zu bringen. Der Pilz ist von demselben Standort, von dem ihn Saccardo beschreibt, in Roumeguère's Fungi gallici Nr. 3328 ausgegeben, so dass ich ein authentisches Exemplar vor mir habe, das mit unserer *Parodiella* vollkommen übereinstimmt — Es ist zu bedauern, dass durch solche oberflächliche Arbeiten die enorme Confusion und Unsicherheit, die bei den exotischen Pilzen herrscht, immer noch vermehrt wird.  
G. W.

Fig. 63

*Hyospila rhytismoides* (Fr.) Niessl, in G. Winter, Rabenh. Fungi Eur. Extraeur. Exs. (Klotzschii Herb. Viv. Mycol. Continuatio, Ed. Nova, Ser. Sec.), Cent. 33: no. 3261, 1885 [Hedwigia 24(6): 253, 1885].

≡ *Sphaeria rhytismoides* Bab., in Berk., Ann. Mag. Nat. Hist. 6: 361, 1841, nom. illeg. (Art. 53.1), non Corda, 1840.

≡ *Isothea rhytismoides* Fr. [as “(Berk.) Fr.”], Summa veg. Scand. 2: 421, 1849.

[Full synonymy, see: <http://www.speciesfungorum.org/GSD/GSDspecies.asp?RecordID=154060>; <https://www.mycobank.org/MB/154060>.]

Notes: This is a new combination validly published on the label of Winter, Fungi Eur. Extracur. Exs. 3261 (fig. 64). Taxonomy and description, see Cannon (1996).

Rabenhorst-Winter, Fungi europaei.

**3261. *Hyospila rhytismoides* (Berk.)**  
Synon.: *Sphaeria rhytismoides* Berk., Notices of Brit. Fungi Nr. 178. *Isothea rhytismoides* Fr., S. v. scand. p. 421. *Laestadia rhyt.* Sacc. Syll. I. p. 424. *Sphaeria Dryadis* Fekl. symb. p. 108?

In pagina sup. foliorum vivorum et emortuorum *Dryadis octopetalae* pr. Lofer Salisb., Strub Tirolis et Hirschbühl Bavariae. Septembr.

Dass dies die Art Berkeley's sei, bezweifle ich keinen Augenblick, dennoch ist, wie sich bei eingehender Untersuchung zeigt, das Merkmal „nucleus absque perithecio in folii substantia nidulans“, auf welches hin Fries die Gattung *Isothea* von *Hyospila* sondert, nicht zutreffend, denn es sind wirklich Perithezien vorhanden, welche nur von dem in der Epidermis nistenden stromaartigen Stratum völlig bedeckt sind.

Mit den gemeinlich als *Laestadia* angeführten Arten scheint mir vorliegende wenig Verwandtschaft zu besitzen.

Niessl.

Fig. 64

*Peziza ulei* G. Winter, in G. Winter, Rabenh. Fungi Eur. Extracur. Exs. (Klotzschii Herb. Viv. Mycol. Continuatio, Ed. Nova, Ser. Sec.), Cent. 33: no. 3273, 1885 [Hedwigia 24(6): 258, 1885].

≡ *Dasyscyphus ulei* (G. Winter) Sacc. [as “*Dasyscypha*”], Syll. fung. 8: 452, 1889.

≡ *Atractobolus ulei* (G. Winter) Kuntze, Revis. gen. pl. 3(3): 446, 1898.

≡ *Lachnum ulei* (G. Winter) S.A. Cantrell & J.H. Haines, Mycol. Res. 101(9): 1081, 1997.

Notes: This is a new species name validly published on the label of Winter, Fungi Eur. Extracur. Exs. 3273 (fig. 65).

Rabenhorst-Winter, Fungi europaei.

**3273. *Peziza Ulei* Winter** ✓  
nova spec.

Apothecia hypophylla, sparsa, primitus globosa, clausa, dein aperta, cupulaeformia, margine in sicco semper connivente, humectata magis erecto, intense rubicunda, 260—340  $\mu$  lata, pilis niveis, longis, asperulis densissima obsita, stipite brevi, pallido praedita. Asci cylindrico-subclavati, vertice rotundati, deorsum parum attenuati, sessiles, 8-spori, 47—65  $\mu$  longi, 5—7  $\mu$  crassi. Sporae subdistichae, fusiformes, utrinque acutae, parum inaequilaterales, hyalinae, continuatae, 15—18  $\mu$  longae, 2,5  $\mu$  crassae. Paraphyses lineari-sublanceolatae, i. e. e basi cylindrica sursum parum incrassatae, apicem versus iterum attenuatae et subacutatae, ascos superantes, plerumque parce ramosae.

Brasilia: Prope Saõ Francisco, Provincia Santa Catharina. Ad folia viva *Gleicheniae dichotomae*.

Juli — October 1884.

leg. E. Ule.

Fig. 65

*Fusisporium rubi* G. Winter, Rabenh. Fungi Eur. Extracur. Exs. (Klotzschii Herb. Viv. Mycol. Continuatio, Ed. Nova, Ser. Sec.), Cent. 33: no. 3280, 1885 [Hedwigia 24(6): 258, 1885].

≡ *Ramularia rubi* (G. Winter) Wollenw., Fusaria Autogr. Delin. 1: no. 470, 1916.

≡ *Cercospora rubi* (G. Winter) Plakidas, J. Agric. Res., Washington 54: 283, 1937.

Notes: This is a new species name validly published on the label of Winter, Fungi Eur. Extracur. Exs. 3280 (fig. 66). The affinity and taxonomic status of this species is still unclear (see Braun 1995: 114). The duplicate of Winter, Fungi Eur. Extracur. Exs. 3280, deposited at HAL, was designated as lectotype by Braun (1995: 114).

Rabenhorst-Winter, Fungi europaei.  
**3280. Fosisporium (?) Rubi** Winter  
nova spec.

Hypbae densissime stipatae, partes florales, praecipue filamenta obducentes, erectae, breves, plerumque simplices, rarius parcissime ramulosae, hyalinae. Sporae fusiformes, utrinque acutae, saepe parum curvatae seu inaequilaterales, 1—3-septatae, ad septa non constrictae, hyalinae, 14—30  $\mu$  longae, 3—3,5  $\mu$  crassae.

America borealis: Prope Cobden, Illinois, ad Ruborum cultorum flores.

Vere 1882.

leg. F. S. Earle.

Fig. 66

*Cercospora missouriensis* G. Winter, Rabenh. Fungi Eur. Extraeur. Exs. (Klotzschii Herb. Viv. Mycol. Continuatio, Ed. Nova, Ser. Sec.), Cent. 33: no. 3292, 1885 [Hedwigia 24(6): 258, 1885], nom. illeg. (Art. 52.1).

≡ *Cercospora pulvinulata* Sacc. & G. Winter, in Saccardo, Miscell. mycol. 2: 18, 1885.

≡ *Pseudocercospora pulvinulata* (Sacc. & G. Winter) U. Braun, in Braun & Mel'nik, Trudy Bot. Inst. im. V.L. Komarova 20: 84, 1997.

Notes: This is an superfluous name published on the label of Winter, Fungi Eur. Extraeur. Exs. 3280 (fig. 67). It was introduced by Winter due to the similarity with the older name *Cercospora pulvinula* Cooke & Ellis. However, the two names are not confusable (see discussion in Crous & Braun 2003: 342).

Rabenhorst-Winter, Fungi europaei.  
**3292. Cercospora missouriensis** Winter.  
Synon.: *Cercospora pulvinulata* Sacc., Miscellanea mycol.  
Series II. pag. 18.

America borealis: Prope Perryville, Missouri. In foliis vivis rubrae.

Aestate 1883.

leg. C. H. Demetrio.

Observ.: Nach der Beschreibung kann diese Art nicht identisch sein mit *Cercospora moricola* Cke., Grevillea XII. p. 30. Mein Exemplar dieser Species in Ravenel, Fungi americ. Nr. 387 ist leider unbrauchbar. — Der von Saccardo gegebene Name kann nicht beibehalten werden, da es eine *Cercospora pulvinula* Cooke et Ellis giebt.  
G. W.

Fig. 67

*Cephalosporium tumefaciens* G. Winter, Rabenh. Fungi Eur. Extraeur. Exs. (Klotzschii Herb. Viv. Mycol. Continuatio, Ed. Nova, Ser. Sec.), Cent. 33: no. 3295, 1885 [Hedwigia 24(6): 259, 1885].

≡ *Botryoconis tumefaciens* (G. Winter) Syd. & P. Syd., Ann. Mycol. 16(3/6): 248, 1919.

≡ *Drepanoconis tumefaciens* (G. Winter) Viégas, Bragantia 6: 371, 1946.

≡ *Hyalopus tumefaciens* (G. Winter) Maia, Publicações Inst. Micol. Recife 267: 18, 1960.

= *Botryoconis saccardoi* Syd. & P. Syd., Ann. Mycol. 4(4): 344, 1906.

= *Botryoconis pallida* Syd. & P. Syd., Ann. Mycol. 5(4): 340, 1907.

= *Cryptobasidium ocoteae* Lendn., Bull. Soc. Bot. Genève, 2 Sér., 12: 125, 1921.

Notes: This is a new species name validly published on the label of Winter, Fungi Eur. Extraeur. Exs. 3295 (fig. 68). Description, synonymy and taxonomy, see Hendrichs et al. (2003).



Rabenhorst-Winter, Fungi europaei.

**3295. Cephalosporium (?) tumefaciens**

Winter

nova spec.

Sporae 4—10 glomerulos hemisphaericos formantes, oblongo-subcuneatae, vertice rotundatae, deorsum plus minusve attenuatae, continuae, pallide fuscidulae, interdum parum curvatae, 10—16  $\mu$  longae, 5—7  $\mu$  crassae.

Brasilia: Prope Saõ Francisco; ad plantam frutescentem vel arboream vivam adhuc indeterminatam, folia ramulosque tumefaciens et deformans.

leg. E. Ule.

Fig. 68

*Diplodia maculicola* G. Winter, Rabenh. Fungi Eur. Extraeur. Exs. (Klotzschii Herb. Viv. Mycol. Continuatio, Ed. Nova, Ser. Sec.), Cent. 33: no. 3298, 1885 [Hedwigia 24(6): 259, 1885].

≡ *Ascochyella maculicola* (G. Winter) Tassi, Bull. Lab. Orto Bot. Reale Univ. Siena 5: 27, 1902.

Notes: This is a new species name validly published on the label of Winter, Fungi Eur. Extraeur. Exs. 3298 (fig. 69).

Rabenhorst - Winter, Fungi europael.

**3298. Diplodia maculicola** Winter

nova species.

Perithecia plerumque in maculis irregularibus rotundatisve, arescentibus, albidis vel pallide fuscidulis gregaria, ab epidermide pustulatim elevata, centro ab ostiolo perithecii minute perforata semper tecta, rarius sparsa et interdum errumpentia, depresso globosa, fere lenticularia, poro pertusa, tenuissime membranacea, fuscidula, 240—300  $\mu$  lata. Sporae oblongae vel elliptico-oblongae, saepe parum irregulares, medio uniseptatae, sed non constrictae, utrinque late rotundatae, imo subtruncatae, dilutissime fuscidulae, 11—16  $\mu$  longae, 5  $\mu$  crassae.

Brasilia: Prope Saõ Francisco. Ad folia viva Leguminosae adhuc indeterminatae.

October 1884.

leg. E. Ule.

Fig. 69

**Cent. 34**

[Notes: Descriptions and diagnoses published in Cent. 34 were repeated in Hedwigia 24(6): 259–264, [Nov./Dec.] 1885.]

*Uromyces affinis* G. Winter, Rabenh. Fungi Eur. Extraeur. Exs. (Klotzschii Herb. Viv. Mycol. Continuatio, Ed. Nova, Ser. Sec.), Cent. 34: no. 3307, 1885 [Hedwigia 24(6): 259, 1885].

≡ *Coeomurus affinis* (G. Winter) Kuntze [as “*Caeomurus*”], Revis. gen. pl. 3(3): 449, 1898.

≡ *Uromycopsis affinis* (G. Winter) Arthur, Résult. Sci. Congr. Bot. Wien 1905: 345, 1906.

≡ *Nigredo affinis* (G. Winter) Arthur, N. Amer. Fl. 7(11): 755, 1926.

Notes: This is a new species name validly published on the label of Winter, Fungi Eur. Extraeur. Exs. 3307 (fig. 70).

Rabenhorst-Winter, Fungi europaei.

**3307. *Uromyces affinis* Winter nov. sp.**

I. *Aecidium*: Pseudoperidia gregaria, acervulos rotundatos vel plus minusve elongatos, saepe laxos formantia, brevissime cylindrica vel fere patellaeformia, margine inciso, erecto, albida, ca.  $\frac{1}{4}$  Mill. alta. Sporae rotundato-angulatae, aurantiacae, minutissime verruculosae, 17—23  $\mu$  Diam.

III. Teleutosporae: Acervuli sparsi v. gregarii, non raro confluentes, elliptici vel plus minusve elongati, primo epidermide tecti, demum errumpentes, pulveracei, fuscii. Sporae ovatae, ellipsoideae vel oblongae, non raro irregulares vel pyriformes, membrana tenuissima aequali, ad apicem vel laterale (plerumque) apiculo brevi, conico, subhyalino praeditae, fuscae, 24—30  $\mu$  longae, 14—21  $\mu$  crassae, episporio longitudinaliter striato, pedicello sublongo, valde fragili, hyalino suffultae.

America borealis: prope Perryville, Missouri. In foliis scapisque vivis *Hypoxydis erectae* L.

Mai 1883.

leg. C. H. Demetrio.

Observ.: Diese Art steht in der Teleutosporenform dem *Uromyces Erythronii* DC. sehr nahe, der sich wesentlich nur durch etwas grössere Sporen auszeichnet. Dagegen sind die *Aecidien* beider Arten ganz verschieden. Mit *Uromyces Hypoxydis* Cooke in *Grevillea* X. p. 127 hat unsere Art nichts gemein.

Fig. 70

*Uredo flavidula* G. Winter, Rabenh. Fungi Eur. Extraeur. Exs. (Klotzschii Herb. Viv. Mycol. Continuatio, Ed. Nova, Ser. Sec.), Cent. 34: no. 3312, 1885 [Hedwigia 24(6): 260, 1885].

= *Puccinia psidii* G. Winter, Hedwigia 23: 171, 1884.

≡ *Bullaria psidii* (G. Winter) Arthur & Mains, N. Amer. Fl. 7(7): 488, 1922.

≡ *Dicaeoma psidii* (G. Winter) Kuntze, Revis. gen. pl. 3(3): 470, 1898.

≡ *Austropuccinia psidii* (G. Winter) Beenken, Phytotaxa 297(1): 55, 2017.

Notes: This is a new species name validly published on the label of Winter, Fungi Eur. Extraeur. Exs. 3312 (fig. 71). The complete synonymy and a discussion of the nomenclature of *Austropuccinia psidii* are listed in this work above under "*Puccinia psidii*" (p. 22).

Rabenhorst-Winter, Fungi europaei.

**3312. *Uredo flavidula* Winter nov. sp.**

Acervuli plerumque hypophylli, folia juniora saepe tota occupantes, in foliis provectoribus maculicoli, dense gregarii, saepe confluentes, rotundati, ellipsoidei vel irregulares, minuti, primo epidermide albida velati, demum errumpentes et ab laciniis epidermidis fissae cincti, pallide flaviduli. Maculae sparsae vel confertae, saepe confluentes, fuscae, rotundato-irregulares, indeterminatae, usque 10 Mill. latae. Sporae subglobosae, pyriformes vel ellipsoideae, minutissime echinulatae, pallide flavidulae, 17—23  $\mu$  Diam. vel usque 28  $\mu$  longae, 12—17,5  $\mu$  crassae.

Brasilia: prope Saõ Francisco, in foliis vivis *Myrtaceae* ejusdam.

September 1884.

leg. E. Ule.

Fig. 71

*Aecidium alliicola* G. Winter [as "*alliicolum*"], in G. Winter, Rabenh. Fungi Eur. Extraeur. Exs. (Klotzschii Herb. Viv. Mycol. Continuatio, Ed. Nova, Ser. Sec.), Cent. 3: no. 3317, 1885 [Hedwigia 24(6): 260, 1885].

= *Uromyces sporoboli* Ellis & Everh., Proc. Acad. Nat. Sci. Philadelphia 45: 155, 1893.

≡ *Coeomurus sporoboli* (Ellis & Everh.) Kuntze [as "*Caomurus*"], Revis. gen. pl. 3(3): 450, 1898.

≡ *Nigredo sporoboli* (Ellis & Everh.) Arthur, N. Amer. Fl. 7(3): 227, 1920.

≡ *Puccinella sporoboli* (Ellis & Everh.) Syd., Ann. Mycol. 20(3/4): 123, 1922.

Notes: This is a new species name validly published on the label of Winter, Fungi Eur. Extraeur. Exs. 3317 (fig. 72). Taxonomy, description and synonymy, see Cummins (1971: 454). *Aecidium alliicola* is older than *Uromyces sporoboli* and the epithet "*alliicola*" would be available in *Uromyces*, so that *U. sporoboli* is in need of conservation.

Rabenhorst-Winter, Fungi europaei.  
**3317. *Aecidium Alliticolum* Winter**  
 nova spec.

*Pseudoperidia* dense stipata, acervulos elongatos, plerumque caulem ambientes saepeque cum parum tumefacientes formantia, breve cylindrica, sursum saepe parum dilatata, margine crenato, subinciso, erecto vel parum recurvato, albida, ca.  $\frac{1}{2}$  Mill. alta. Sporae rotundato-angulatae, aurantiacae, 21–26  $\mu$  Diam., minutissime et dense verruculosae.

Ad folia scaposque vivos *Allii stellati* Nutt.  
 Mai 1883. leg. C. H. Demetrio.

Fig. 72

*Meliola niessliana* G. Winter [as "*niessleana*"], Rabenh. Fungi Eur. Extraeur. Exs. (Klotzschii Herb. Viv. Mycol. Continuatio, Ed. Nova, Ser. Sec.), Cent. 34: no. 3339, 1885 [Hedwigia 24(6): 260, 1885].

and

*Nectria aureola* G. Winter, Rabenh. Fungi Eur. Extraeur. Exs. (Klotzschii Herb. Viv. Mycol. Continuatio, Ed. Nova, Ser. Sec.), Cent. 33: no. 3339, 1885 [Hedwigia 24(6): 261, 1885].

≡ *Cucurbitaria aureola* (G. Winter) Kuntze, Revis. gen. pl. 3(3): 460, 1898.

≡ *Lasionectria aureola* (G. Winter) Petch, Trans. Brit. Mycol. Soc. 21(3-4): 267, 1938.

Notes: These are two new species names validly published on the label of Winter, Fungi Eur. Extraeur. Exs. 3339 (fig. 73). Booth (1959: 105) published a comprehensive treatment of *Nectria aureola*.

Rabenhorst-Winter, Fungi europaei.  
**3339. *Meliola Niessleana* Winter**  
 nova species.

Mycelium plagas amphigenas, subminutas, rotundatas vel angulato-irregulares, atras, opacas,  $\frac{1}{2}$ –1  $\frac{1}{2}$  Millim. latus formans. Hyphae dense intertextae, ramosae, repentae, septatae, fuscae, hyphopodia plerumque alternantia, forma varia (rhomboida, angulata, saepe tuberculata etc.), stipitata, 21–26  $\mu$  longa (cum stipite), 14–17  $\mu$  lata gerentes, setis rigidis, erectis, atris, obtusis, integris obsitae. Perithecia parva, superficialia, globosa, verruculosa, atra, 240–260  $\mu$  Diam., basi setis rigidis, subacutis, atris, divergentibus cincta. Asci oblongi (vel subelavati), in stipitem brevem, crassum attenuati, 2–4 spori, 87–100  $\mu$  longi, 26–32  $\mu$  crassi. Sporae conglobatae, elongato-oblongae, utrinque attenuatae et rotundatae, semper inaequilaterales vel curvulae, 3-septatae, badiacae, ad septa perparum constrictae, 47–54  $\mu$  longae, 14–16  $\mu$  latae.

In foliis vivis *Rhododendri Chamaecisti* prope cauponam „Hinterhorn“ faucium „Strub“ Salisburgi.  
 Augusto 1884. leg. G. von Niessl.

Observ.: Diese interessante Art — meines Wissens die einzige echte *Meliola* diesseits der Alpen — wächst sehr häufig in Gesellschaft des:

***Dimerosporium maculosum* (Spegazz.)**  
 Saccardo, *Melchella* II. pag. 159. — *Aptosporium maculosum* Spegazz., *Decades mycol.* Nr. 85.

Spegazzini giebt die Sporen als hyalin, 8–10 mm lang,  $2\frac{1}{2}$ –3  $\frac{1}{2}$  mm dick, die Asci 30–35 mm lang, 8 mm dick an. Bei seinen eigenen Exemplaren aber, ebenso wie bei den vorliegenden sind die Sporen satt honigbraun, 12–14 mm lang, 5 mm dick, die Asci 44–52 (selten bis 63) mm lang, 9 bis 10.5 mm breit. Spegazzini scheint demnach nur unreife Exemplare untersucht zu haben. — Ich habe auch von dieser Art Abbildung der Asci und Sporen beigelegt.

Auf der *Meliola* wächst noch eine *Nectria* parasitisch, wie wir auch auf den exotischen *Meliola*-Arten häufig *Nectrien* als Parasiten antreffen. Leider waren nicht genügend Exemplare zu finden, um auch diese mit anzugeben. Ich beschränke mich daher darauf, ihre Beschreibung mit anzufügen:

***Nectria aureola* Winter nov. spec.**

*Perithecia* gregaria, globoso-brevissime conoidea, undique praecipue autem in parte superiori pilis brevibus, rigidis, simplicibus, hyalinis, apice rotundatis obsita, pallide aerea, diaphana. Asci oblongo-fusiformes, stipite brevissime crassoque praediti, 8-sporei, 47–53 mm longi, 7 mm crassi. Sporae fusiformes, utrinque parum attenuatae, anguste rotundatae, medio uniseptatae, sed non constrictae, hyalinae, 14 mm longae, 2.5 mm crassae.  
 W.



Fig. 73

*Lizonia inaequalis* G. Winter, Rabenh. Fungi Eur. Extraeur. Exs. (Klotzschii Herb. Viv. Mycol. Continuatio, Ed. Nova, Ser. Sec.), Cent. 34: no. 3346, 1885 [Hedwigia 24(6): 261, 1885].

≡ *Munkiella inaequalis* (G. Winter) Speg., Bol. Acad. Nac. Ci. 11(4): 547, 1889.

≡ *Botryostroma inaequale* (G. Winter) Höhn. [as "*inaequalis*"], Sitzungsber. Kaiserl. Akad. Wiss. Wien, Math.-Naturw. Cl., Abt. 1, 120: 425, 1911.

Notes: This is a new species name validly published on the label of Winter, Fungi Eur. Extraeur. Exs. 3346 (fig. 74). *Lizonia inaequalis* is the type species of *Botryostroma*, which is a currently recognised

genus (Wijayawardene et al. 2017). Description and illustration, see: <https://www.dothideomycetes.org/dothideomycetes/dothideomycetes-genera-incertae-sedis/botryostroma/botryostroma-inaequale.html>.



Rabenhorst-Winter, Fungi europaei.  
**3346. Lizonia? inaequalis** Winter  
 nova species.

Perithecia amphigena, soros rotundatos vel irregulares, saepe compactos,  $\frac{1}{2}$ —10 Mill. lato formantia, plerumque densissime stipata, superficialia, globosa, depressa, demum vertice impresso, umbilicato, verruculosa, atra, opaca, ostiolo minutissimo, pertuso, interdum brevissime papillaeformi, 210—240  $\mu$  Diam. Asci oblongi, sursum parum, deorsum magis attenuati, stipite sublongo, gracili praediti, membrana apice valde incrassata, 8-sporei, 70—75  $\mu$  longi, 19—20  $\mu$  crassi. Sporae subdistichae, ellipticae, 2-cellulares, cellula superiori multo majori, elliptica, basi subtruncata, cellula inferiori apiculiformi, minutissima, primo hyalinae, demum pallide fuscidulae.

Brasilia: prope Saõ Francisco. In foliis vivis Compositae adhuc ignotae, scandentis (Mikaniae spec.?)  
 August 1884. leg. E. Ule.

Fig. 74

*Pleospora pezizoides* Ces., in G. Winter, Rabenh. Fungi Eur. Extraeur. Exs. (Klotzschii Herb. Viv. Mycol. Continuatio, Ed. Nova, Ser. Sec.), Cent. 34: no. 3352, 1885 [Hedwigia 24(6): 262, 1885].  
 Notes: This is a new species name validly published on the label of Winter, Fungi Eur. Extraeur. Exs. 3352 (fig. 75).

Rabenhorst-Winter, Fungi europaei.  
**3352. Pleospora pezizoides** Cesati  
 nov. spec.  
 Perithecia sparsa quippe sed passim distincte seriata, quia praecipue nervis foliorum prominentibus imposita, subcutanea, erumpentia, vertice ad maturitatem depressa fere patellari, poro pertuso, nigra, opaca, diametro millimetri, haud raro minora sterilescentia. — Ascus, facile diffluos, integros observare non licuit. — Sporidia primitus navicularia obsolete 3-septata,  $15 \times \frac{1}{500}$ , dein leviter soleiformia, altero polo obtuso, altero breviter attenuato, viridula, pluri-septata, incomplete muriformia,  $15 \times \frac{6}{500}$ .  
 Italia: in horto botanico Neapolitano. In foliis vetustis Dracaenae australis.  
 leg. Cesati.

Fig. 75

*Massaria occulta* Romell, in G. Winter, Rabenh. Fungi Eur. Extraeur. Exs. (Klotzschii Herb. Viv. Mycol. Continuatio, Ed. Nova, Ser. Sec.), Cent. 34: no. 3354, 1885 [Hedwigia 24(6): 262, 1885].  
 ≡ *Pseudovalsa occulta* (Romell) Berl., Icon. fung. 1(1): tab. 34, fig. 3, 1890.  
 ≡ *Hymenoplella occulta* (Romell) Shoemaker & LeClair, Canad. J. Bot. 53(15): 1587, 1975.  
 ≡ *Acrocordiella occulta* (Romell) O.E. Erikss., Mycotaxon 15: 189, 1982.  
 Notes: This is a new species name validly published on the label of Winter, Rabenh. Fungi Eur. Extraeur. Exs. 3354 (fig. 76). Taxonomy, phylogeny, description, illustration and typification, see Jaklitsch et al. (2016a).

Rabenhorst-Winter, Fungi europaei.  
**3354. Massaria occulta** Romell  
 nova spec.  
 Perithecia sparsa vel subaggregata, cortice tota immersa, nigra, intus atra, minuta (circa  $\frac{1}{5}$  mm diam.), ostiola vix emersa, nudo oculo puncta alba in peridermio laevi (non elevato) offerentia. Asci cylindracei, breviter stipitati, paraphysati, octospori, 130—180  $\mu$  longi (pars sporif.), 10—12  $\mu$  crassi. Sporae monostichae, oblongae, obtusae, saepe nonnihil inaequilaterales, primo 4-guttulatae, guttulis globosis, deinde guttulis transverse ovalibus v. transverse fusiformibus, demum 3-septatae, fuliginco-olivaceae, 20—28  $\mu$  longae, 8—9  $\mu$  crassae, vix vel non hyalino-obvolutae. (An nov. genus?)  
 Suecia: prope Kumla, Nericia. Ad ramos emortuos Ribis Grossulariae.  
 Aestate 1885. leg. L. Romell.

Fig. 76

*Valsaria stellulata* Romell, in G. Winter, Rabenh. Fungi Eur. Extraeur. Exs. (Klotzschii Herb. Viv. Mycol. Continuatio, Ed. Nova, Ser. Sec.), Cent. 34: no. 3357, 1885 [Hedwigia **24**(6): 263, 1885].  
 = *Sphaeria astroidea* Fr., Kongl. Svenska Vetensk. Akad. Handl., Ser. 3, **40**: 101, 1819.  
 ≡ *Endoxylina astroidea* (Fr.) Romell, Fungi Exs. Suec., Praes. Scand.: no. 168, 1892.  
 ≡ *Trematosphaeria astroidea* (Fr.) Ellis, Proc. Acad. Nat. Sci. Philadelphia **47**: 24, 1895.  
 ≡ *Eutypa astroidea* (Fr.) Rappaz, Mycol. Helv. **2**(3): 378, 1987.

Notes: This is a new species name validly published on the label of Winter, Fungi Eur. Extraeur. Exs. 3357 (fig. 77). Taxonomy and synonymy, see Ju et al. (1996: 438).

Rabenhorst-Winter, Fungi europaei.  
**3357. Valsaria stellulata** Romell  
 nova spec.  
 Stroma eutypeum, ostiola emergentia, astroidea. Asci clavati, longissime pedicellati, 8-sporei, 135—150  $\mu$  (pars sporif. 60—90) longi, 10—12  $\mu$  crassi. Sporidia botuliformia, utrinque rotundata, medio (rarius infra mediam) 1-septata (rarissime inaequaliter 2-septata), non constricta, primo olivacea, continua et guttulata, dein fusca et vix guttulata, sed distincte septata, recta vel curvula, 16—25  $\mu$  longa, 4—6  $\mu$  crassa.  
 Suecia: prope Upsala. In ligno truncorum Fraxini excelsioris.  
 März 1885. leg. L. Romell.

Fig. 77

*Endoxyla populi* Romell, in G. Winter, Rabenh. Fungi Eur. Extraeur. Exs. (Klotzschii Herb. Viv. Mycol. Continuatio, Ed. Nova, Ser. Sec.), Cent. 34: no. 3358, 1885 [Hedwigia **24**(6): 263, 1885].

Notes: This is a new species name validly published on the label of Winter, Fungi Eur. Extraeur. Exs. 3358 (fig. 78). Untereiner (1993) excluded this name from *Endoxyla* and stated that this fungus belongs to *Cryptosphaeria*.

Rabenhorst-Winter, Fungi europaei.  
**3358. Endoxyla Populi** Romell  
 nova spec.  
 Perithecia sparsa vel gregaria, in ligno immutato vel dealbato omnino immersa, ostiola emergentia, laevia, minuta, atra, convexa, (non pezizoideo-collapsa), pertusa. Asci cylindracei, stipitati, octospori, paraphysati, 100—140  $\mu$  longi, 5—10  $\mu$  crassi. Sporidia submonosticha, (interdum disticha), allantoidea, curvula, olivaceo-fusca, 13—18  $\mu$  longa, 3—4½  $\mu$  crassa. Ligni superficies primo laevis et subimmutata, nisi circa ostiola indeterminate nigrofacta, deinde in fungo perfecto v. obsoleto supra perithecia pustulato-elevata et nigrofacta.  
 Sueciae: prope Upsala. In ligno decorticato ramulorum mortuorum Populi Tremulae.  
 Hieme 1885. legit L. Romell.

Fig. 78

*Blitridium subtropicum* G. Winter, in G. Winter, Rabenh. Fungi Eur. Extraeur. Exs. (Klotzschii Herb. Viv. Mycol. Continuatio, Ed. Nova, Ser. Sec.), Cent. 34: no. 3367, 1885 [Hedwigia **24**(6): 263, 1885].

≡ *Tryblidaria subtropica* (G. Winter) Rehm, Hedwigia **30**: 252, 1891.  
 ≡ *Protoscypha subtropica* (G. Winter) Petr., Ann. Mycol. **32**(5/6): 363, 1934.  
 ≡ *Dothiora subtropica* (G. Winter) J.H. Mill. & Burton, Mycologia **35**(1): 83, 1943.  
 = *Blitridium subtropicum* var. *microspermum* Henn., Hedwigia **41**: 304, 1902.  
 = *Protoscypha pulla* Syd., Ann. Mycol. **23**: 403, 1925.  
 = *Myrianginella costaricensis* F. Stevens, Illinois Biol. Monogr. **11**(2): 165, 1927.  
 = *Pittierodthis miconiae* Chardón, Bol. Soc. Venez. Ci. Nat. **5**(40): 346 [“246”], 1939, nom. inval. (Art. 39.1).

Notes: This is a new species name validly published on the label of Winter, Rabenh. Fungi Eur. Extraeur. Exs. 3367 (fig. 79). Taxonomy on generic level, see Petrak (1951). Synonymy, see Miller & Burton (1943).

Rabenhorst-Winter, Fungi europaei.

**3367. Blitridium? subtropicum** Winter  
nova spec.

Ascomata hypophylla, sparsa vel subgregaria, superficialia, rotundata vel angulata, saepe irregularia et confluentia, disco applanato, humectato parum convexo, ruguloso, tota atra, opaca, usque  $\frac{3}{4}$  Mill. lata, 300  $\mu$  alta. Asci clavati, in stipitem sublongum attenuati, apice rotundati, 8-spori, 110—130  $\mu$  longi, 21—23  $\mu$  crassi. Sporae inordinatae vel subdistichae, oblongo-subclavatae, utrinque parum rotundatae, plerumque 9 septis transversalibus, septo 1 vel 2 in longitudine praeditae, muriformes, primo hyalinae, demum (an semper?) fuscidulae, 26—37  $\mu$  longae, 9,5—12  $\mu$  crassae. Paraphyses copiosae, valde conglutinatae et confluentes, epithecium crassum, fusco-atrum, granulatum, rugosum et rimosum formantes.

Brasilia: prope Saõ Francisco. Ad folia viva Melastomaceae cujusdam.

October 1884.

leg. E. Ule.

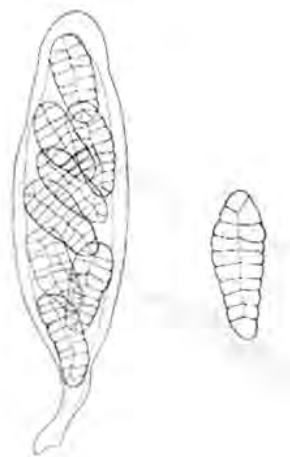


Fig. 79

*Triblidium rufulum* (Spreng.) G. Winter [as “*Tryblidium*”], Rabenh. Fungi Eur. Extraeur. Exs. (Klotzschii Herb. Viv. Mycol. Continuatio, Ed. Nova, Ser. Sec.), Cent. 34: no. 3369, 1885.

≡ *Hysterium rufulum* Spreng., Kongl. Svenska Vetensk. Akad. Handl., Ser. 3, 41: 50, 1820.

≡ *Rhytidhysterium rufulum* (Spreng.) Speg., Anal. Soc. Cient. Argent. 90(3-6): 177, 1921.

[Full synonymy, see: <http://www.speciesfungorum.org/GSD/GSDspecies.asp?RecordID=121714>; <https://www.mycobank.org/MB/121714>.]

Notes: This is a new combination validly published on the label of Winter, Fungi Eur. Extraeur. Exs. 3369 (fig. 80).

Rabenhorst-Winter, Fungi europaei.

**3369. Tryblidium rufulum** (Spreng.).  
*Hysterium rufulum* Spreng. in Acta holm. 1820. pag. 50.  
America borealis: prope San Francisco, Californiae.  
In ramis emortuis *Rhois diversilobae*.  
Januar—Mai 1885. leg. H. W. Harkness.

Fig. 80

*Leucoloma ustorum* (Berk. & Broome) Rehm, in G. Winter, Rabenh. Fungi Eur. Extraeur. Exs. (Klotzschii Herb. Viv. Mycol. Continuatio, Ed. Nova, Ser. Sec.), Cent. 34: no. 3376, 1885 [Hedwigia 24(6): 227, 1885].

≡ *Peziza ustorum* Berk. & Broome, J. Linn. Soc., Bot. 14: 105, 1875.

≡ *Humaria ustorum* (Berk. & Broome) Sacc., Syll. Fung. 8: 119, 1889.

Notes: This is a new combination validly published on the label of Winter, Fungi Eur. Extraeur. Exs. 3376 (fig. 81). Recognised and described under *Humaria* by Rick (1931: 83).

Rabenhorst-Winter, Fungi europaei.

**3376. Leucoloma ustorum** (Berk. et Br.),  
Rehm in litt.  
*Peziza ustorum* B. et Br. in Journ. of Linn. Soc. XIV.  
p. 105. sec. Rehm!  
Borussia: in silva „Grünwald“ prope Berolinum, in  
locis adustis.  
September 1885. leg. P. Sydow.

Fig. 81

### Cent. 35

[The descriptions published in Cent. 35 (1886) were repeated and annotated in Hedwigia 25(6): 257–263, 1886 (Nov./Dec.), only including *Ustilago kolaczekii* (on p. 260), and Hedwigia 26(1): 24–26, 1887 (Jan./Feb.), which encompassed all other descriptions.]

*Ustilago kolaczekii* J.G. Kühn, in G. Winter, Rabenh. Fungi Eur. Extraeur. Exs. (Klotzschii Herb. Viv. Mycol. Continuatio, Ed. Nova, Ser. Sec.), Cent. 35: no. 3401, 1886 [Hedwigia 25(6): 260, 1886].

= *Tilletia magnusiana* A.A. Fisch. Waldh., Aperçu systématique des Ustilaginées: 47, 1877.

≡ *Sporisorium magnusianum* (A.A. Fisch. Waldh.) Vánky, Mycotaxon 99: 9, 2007.

[Full synonymy, see: <https://www.mycobank.org/MB/510388>.]

Notes: This is a new species name validly published on the label of Winter, Fungi Eur. Extraeur. Exs. 3401 (fig. 82). Synonymy of *Ustilago kolaczekii*, see Vánky (2007, 2012).

[Rabenhorst - Winter, Fungi europaei.

#### **3401. Ustilago Kolaczekii** Jul. Kühn

in lit. et per occas. exercit. in laborat. oeconomico-physiol. Univers. Halensis (adhuc duodeviginti annos).

Sporen rund und rundlich-eckig, seltener eiförmig oder länglich, braun, durchscheinend, glatt. Durchmesser meist von 8,8 — 11,2 Mikra schwankend, nur vereinzelt bis etwas unter 8 Mikra sinkend oder um ein Geringes 11,2 Mikra noch übersteigend. Das Mittel beträgt nahezu 10 Mikra. Die Länge der eiförmigen Sporen steigt von 12,0 bis zu 14,4 Mikra an.

Germania: In horto botanico Berolinensi, in *Setariae geniculatae* germinibus, e seminibus chilensibus cultae. Autumno 1884. leg. P. Hennings.

Obs.: Herr Geh. Rath Prof. Dr. Kühn, dem ich diesen Pilz zur Bestimmung zusandte, macht darüber folgende Mittheilungen:

„Die vorliegende Form kommt überein mit einem im Jahr 1868 von meinem Schüler, Herrn Czilchert aus Ungarn auf Mohar (*Panicum italicum pabularis* Alf.) mir zugegangenen Brandpilz, den ich zu Ehren von Erwin Kolaczek, welchem wir ein für studirende Landwirthe berechnetes, recht gutes Lehrbuch der Botanik verdanken, mit obigem Namen bezeichnete und in dem Versuchsgarten des landwirthschaftlichen Instituts cultivirte. Diesen hiesigen Culturexemplaren entstammt das Material, welches Prof. Dr. v. Liebenberg bei seinen Versuchen über die Keimdauer der Brandsporen benutzte. In dem über diese Versuche im Oesterr. landw. Wochenblatt erschienenen Berichte ist obige Form bereits mit erwähnt. — Dieselbe unterscheidet sich von dem extrem vielgestaltigen *Ustilago Crameri* Körnicke durch die bei aller auch bei ihr vorhandenen Schwankung doch immerhin relativ grössere Gleichmässigkeit der Bildung und durch die durchschnittlich erheblich grösseren Sporen.“

Halle, den 31. Juli 1886.

Prof. Dr. Julius Kühn.

Fig. 82

*Cronartium praelongum* G. Winter, Rabenh. Fungi Eur. Extraeur. Exs. (Klotzschii Herb. Viv. Mycol. Continuatio, Ed. Nova, Ser. Sec.), Cent. 35: no. 3419, 1886 [Hedwigia 26(1): 24, 1887].

≡ *Cionothrix praelonga* (G. Winter) Arthur, N. Amer. Fl. 7(2): 124, 1907.

Notes: This is a new species name validly published on the label of Winter, Fungi Eur. Extraeur. Exs. 3419 (fig. 83).

Rabenhorst-Winter, Fungi europaci.

**3419. Cronartium praelongum** Winter  
nova species.

Columellae teleutosporarum dense gregariae vel caespitosae, in macula rotundata vel irregulari, indeterminata, luteola, centro obscuriori hypophyllae, praelongae, filiformes, valde flexuosae, curvataeque, pallide luteolae, usque 10 Mill. longae, 50  $\mu$  latae. Teleutosporae ellipticae oblongaeve, utrinque rotundatae vel plus minusve truncatae, membrana tenuissima, hyalina, laevi praeditae, 30—45  $\mu$  longae, 14—18  $\mu$  crassae.

Brasilia: prope Saõ Francisco, Prov. St. Catharina; in foliis vivis Compositae cujusdam.

leg. E. Ule.

Fig. 83

*Uredo aperta* G. Winter, Rabenh. Fungi Eur. Extraeur. Exs. (Klotzschii Herb. Viv. Mycol. Continuatio, Ed. Nova, Ser. Sec.), Cent. 35: no. 3425, 1886 [Hedwigia 26(1): 24, 1887], nom. inval. (Art. 36.1).

Notes: This is an invalid new species name published on the label of Winter, Fungi Eur. Extraeur. Exs. 3425 (fig. 84). Saccardo (1888: 841) failed to validate this name. He copied Winter's description, but also added "ad int."

Rabenhorst-Winter, Fungi europaei.

**3425. Uredo aperta** Winter  
nova species ad inter.!

Acervuli sparsi vel subgregarii, plerumque hypophylli, orbiculares vel angulato-rotundati, demum saepe subirregulares,  $\frac{1}{2}$ —1 Mill. lati, primo ab epidermide inflata velati, demum erumpentes et denudati, saepe ab epidermidis laciniis cincti, late aperti, fere disciformes, pallide flaviduli. Sporae subglobosae vel late ovatae, dilutissime flavae, dense minuteque verruculosae, stipite fragili, hyalino suffultae, 19—25  $\mu$  diam.

Brasilia: prope Saõ Francisco, Provinc. St. Catharina. In foliis vivis Compositae cujusdam.

August 1884.

leg. E. Ule.

Obs.: Es ist gegenwärtig sehr schwierig, eine auf Compositen wachsende aussereuropäische Uredo, deren Teleutosporen nicht bekannt sind, sicher zu bestimmen. Ich ziehe es daher vor, vorliegende Form einstweilen als neue Art zu beschreiben.  
G. W.

Fig. 84



*Asterina inaequalis* f. *minor* G. Winter, Rabenh. Fungi Eur. Extraeur. Exs. (Klotzschii Herb. Viv. Mycol. Continuatio, Ed. Nova, Ser. Sec.), Cent. 35: no. 3437, 1886.

Notes: This is a new forma published on the label of Winter, Fungi Eur. Extraeur. Exs. 3437 (fig. 85).

Rabenhorst-Winter, Fungi europaei.  
**3437. *Asterina inaequalis* Montagne,**  
 VII. Cent. de Plant. cellul. No. 10. in Annales d. Sc.  
 nat. Sér. IV. t. V. pag. 340.  
*Asterina Licaniae* Cooke in Grevillea XII. pag. 85. sec.  
 spec. orig. !  
 Forma minor: Sporae parvae minores; Asci (an semper?)  
 4-sporei.  
 Brasilia: prope Saõ Francisco, Provinc. St. Catharina.  
 In foliis vivis Malpighiaceae ejusdam.  
 Aestate 1885. leg. E. Ule.  
 Obs.: *Asterina inaequalis* ist sehr ausgezeichnet durch  
 ihr Mycel, das keine Hyphopodien besitzt, hingegen stellen-  
 weise knotige Anschwellungen zeigt, die nicht, wie bei anderen  
*Asterina*-Arten, nur einseitig ausgebildet sind, sondern ringsum  
 die Hyphe nahezu gleichmässig umgeben. — Vorliegende  
 Exemplare haben etwas kleinere Sporen und (ob immer?)  
 4-sporige Asci, stimmen aber in allem Uebrigen mit den Mont-  
 gane'schen Original-Exemplaren im Pariser Herbar überein.  
*Asterina Licaniae*, die ich ebenfalls in einem Original-Exemplare  
 durch Güte Cooke's untersuchen konnte und die ich reichlich  
 auch von Ule auf *Licania* erhielt, unterscheidet sich in keiner  
 Weise von *A. inaequalis*. W.

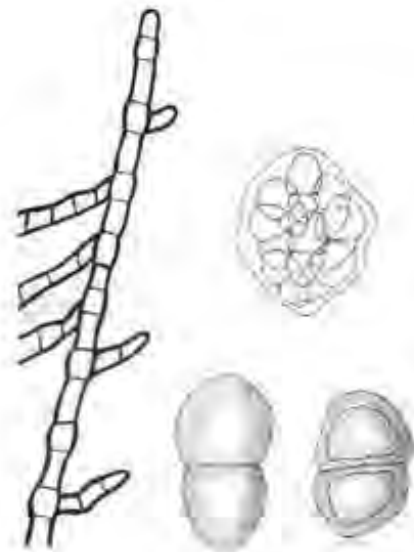


Fig. 85

*Asterina multilobata* G. Winter, Rabenh. Fungi Eur. Extraeur. Exs. (Klotzschii Herb. Viv. Mycol. Continuatio, Ed. Nova, Ser. Sec.), Cent. 35: no. 3438, 1886 [Hedwigia 26(1): 25, 1887].

≡ *Asterinella multilobata* (G. Winter) Theiss., Brotéria, Sér. Bot., 10(2): 119, 1912.

≡ *Prillieuxina multilobata* (G. Winter) R.W. Ryan, Illinois Biol. Monogr. 17(2): 79, 1939.

Notes: This is a new species name validly published on the label of Winter, Fungi Eur. Extraeur. Exs. 3438 (fig. 86). Description and taxonomy, see Stevens & Ryan (1939: 79).

Rabenhorst-Winter, Fungi europaei.  
**3438. *Asterina multilobata* Winter**  
 nova species.  
 Mycelium epi- vel hypophyllum, tenuissimum, mox haud  
 visibile, mox plagas effusas, folium totum vel foliorum  
 maximas partes obducentes, fumosas, indeterminatas effi-  
 cians, e hyphis reptantibus, ramosissimis, valde flexuosis  
 torulosisque, fuliginosis, dense irregulariterque intertextis  
 formatum. Hyphopodia numerosa, sparsa, plerumque pedi-  
 cellata, saepe nutantia, profunde bi-, tri- vel plurilobata,  
 lobis saepe iterum crenatis vel incis, fasciculata. Peri-  
 thecia sparsa, sed numerosa, minutissima, depressa, fere  
 scutiformia, ambitu limbriato, orbiculari vel irregulariter  
 angulato, fusca, 100—160  $\mu$  Diam. Asci globosi, sessiles,  
 8- (rarius 4-6-) sporei, 37—48  $\mu$  Diam. Sporae conglu-  
 batae, oblongae, utrinque rotundatae, medio septatae con-  
 strictaeque, haud raro subinaequilaterales, tenuissime acu-  
 leatae, fuscae, 25—28  $\mu$  longae, 12,5  $\mu$  crassae.  
 Brasilia: prope Saõ Francisco, Provinc. Sta. Catha-  
 rina. In foliis vivis Malpighiaceae ejusdam.  
 Juni 1885. leg. E. Ule.  
 Obs.: Diese Art ist besonders durch die Hyphopodien  
 ausgezeichnet, die zwar nicht immer so vielfach gelappt und  
 zusammengesetzt sind, wie die beigegebene Abbildung dies  
 zeigt, die aber doch nur selten so einfach zwei- bis dreilappig  
 erscheinen, wie diejenigen mancher anderer Arten, z. B. der  
*Asterina erysiphoides*. Sie unterscheidet sich ferner sehr scharf  
 von allen Arten, die etwa mit ihr verglichen werden könnten,  
 durch die feinstacheligen Sporen. W.

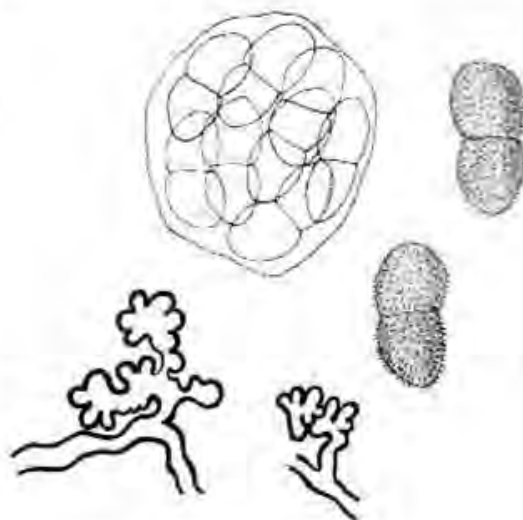


Fig. 86

*Myxosporium hyalinum* (Ellis) G. Winter, Rabenh. Fungi Eur. Extraeur. Exs. (Klotzschii Herb. Viv. Mycol. Continuatio, Ed. Nova, Ser. Sec.), Cent. 35: no. 3479, 1886 [Hedwigia 25(6): 258, 1886].

≡ *Melanconium hyalinum* Ellis, Bull. Torrey Bot. Club 9(11): [133], 1882.

≡ *Discosporium hyalinum* (Ellis) Höhn., Z. Gärungsphysiol. **5**: 196, 1915.  
 = *Dothichiza populea* Sacc. & Briard, in Saccardo, Syll. fung. **3**: 672, 1884.  
 ≡ *Chondroplea populea* (Sacc. & Briard) Kleb., Phytopathol. Z. **6**: 291, 1933.  
 = *Cryptospora populina* Fuckel, Fungi Rhen. Exs., Suppl., Fasc. 6: no. 2004, 1867.  
 ≡ ***Plagiostoma populinum*** (Fuckel) L.C. Mejía, Stud. Mycol. **68**: 225, 2011.

[Full synonymy, see: <https://www.mycobank.org/MB/515705>.]

Notes: This is a new species name validly published on the label of Winter, Fungi Eur. Extraeur. Exs. 3479 (fig. 87). Synonymy of *Myxosporium hyalinum* with *Chondroplea populea*, see Petrak (1957: 209–211).

Rabenhorst-Winter, Fungi europaei.  
**3479. Myxosporium hyalinum** (Ellis).  
 Melanconium hyalinum Ellis in Bullet Torr. Club. IX,  
 pag. 133.  
 Myxosporium Ellisii Sacc., Sylloge III. p. 724.  
 America borealis: Prope Decorah, Jowa. Ad ramulos  
 aridos Populi dilatatae Ait.  
 1. Mai 1886. leg. E. W. D. Holway.

Fig. 87

*Phoma lolii* Pass., in G. Winter, Rabenh. Fungi Eur. Extraeur. Exs. (Klotzschii Herb. Viv. Mycol. Continuatio, Ed. Nova, Ser. Sec.), Cent. 35: no. 3486, 1886 [Hedwigia **26**(1): 26, 1887].

= *Ascochyta controversa* Punith., Mycol. Pap. **142**: 65, 1979.

Notes: This is a new species name validly published on the label of Winter, Fungi Eur. Extraeur. Exs. 3486 (fig. 88).

Rabenhorst-Winter, Fungi europaei.  
**3486. Phoma Lolii** Passerini  
 nov. spec.  
 Perithecia in matrice dealbata sparsa vel subgregaria,  
 epidermide tecta, subsphaeroidea, atra. Sporae cylindricae,  
 rectae, utrinque obtusae, plurinucleolatae, hyalinae, 12—  
 18  $\mu$  longae, 2  $\frac{1}{2}$   $\mu$  crassae.  
 Italia: Prope Parmam, in spicis aridis Lolii perennis,  
 interdum cum Septoria Brachypodii Pass., Septoria  
 Passerinii Sacc. et Hendersonia culmicola Sacc.  
 Aestate. leg. G. Passerini.

Fig. 88

*Septoria westendorpii* G. Winter, Rabenh. Fungi Eur. Extraeur. Exs. (Klotzschii Herb. Viv. Mycol. Continuatio, Ed. Nova, Ser. Sec.), Cent. 35: no. 3500, 1886 [Hedwigia **26**(1): 26, 1887], nom. inval. (Art. 36.1).

≡ *Phyllosticta chenopodii* Westend., Bull. Acad. Roy. Sci. Belg., Cl. Sci., Sér. 2, **2**(7): 567, 1857, non *Septoria chenopodii* Westend., 1851.

≡ *Septoria westendorpii* G. Winter ex Sacc., Syll. fung. **10**: 380, 1892.

≡ ***Heterosporicola chenopodii*** (Westend.) Crous, Fungal Diversity **86**: 209, 2017.

[Full synonymy, see: <http://www.speciesfungorum.org/GSD/GSDspecies.asp?RecordID=821708>; <https://www.mycobank.org/MB/821708>.]

Notes: This is a new name not validly published on the label of Winter, Fungi Eur. Extraeur. Exs. 3500 (fig. 89). It was later validated by Saccardo (1892).

Rabenhorst-Winter, Fungi europaei.

**3500. Septoria Westendorpii** Winter  
ad int.!

*Phyllosticta Chenopodii* West., 5. Notice s. q. Hypoxylées etc. No. 56. in *Bullet. d. l'Acad. royale d. Belg. II. Sér. tome II. No. 7.*

America borealis: Prope Amanda, Ohio. In foliis vivis *Chenopodii albi* L.

Juni 1883.

leg. W. A. Kellerman.

Obs.: Zu *Phyllosticta* kann vorliegender Pilz nicht gebracht werden; er kann aber auch nicht *Septoria Chenopodii* (Westd.) genannt werden, da es eine Art dieses Namens bereits giebt (cfr. Saccardo, *Sylloge III. pag. 556.*) W.

Fig. 89

**Cent. 36**

[The descriptions published in Cent. 36 (1886) were repeated and annotated in *Hedwigia* 26(1): 26–35, 1887 (Jan./Feb.).]

*Puccinia afra* G. Winter, Rabenh. Fungi Eur. Extraur. Exs. (Klotzschii Herb. Viv. Mycol. Continuatio, Ed. Nova, Ser. Sec.), Cent. 36: no. 3506, 1886 [*Hedwigia* 26(1): 26, 1887].

≡ *Dicaeoma afrum* (G. Winter) Kuntze, Revis. gen. pl. 3(3): 467, 1898.

Notes: This is a new species name validly published on the label of Winter, Fungi Eur. Extraur. Exs. 3506 (fig. 90).

Rabenhorst-Winter, Fungi europaei.

**3506. Puccinia Afra** Winter nova species.

I. Pseudoperidia ad sepala pedunculoseque incrassatos et valde curvatos s. tortuosos dense gregaria, subcylindrica, late aperta, margine valde prominulo profundèque inciso, laciniis plus minusve recurvis seu suberectis, pallide aurantiaca. Sporae rotundatae s. ellipsoideae, angulatae et irregulares, minutissime verrucosae, intense aurantiacae, 28–34  $\mu$  Diam., usque 48  $\mu$  longae, 21–24  $\mu$  latae.

II. et III. Acervuli in foliis amphigeni, rarius etiam ad sepala, sparsi s. gregarii, minuti, rotundati vel elliptici, saepe parum angulato-irregulares, interdum confluentes, errumpentes et valde prominuli, sed ab epidermidis fissae laciniis arrectis cincti, pulveracei, ca.  $\frac{1}{2}$  Mill. lati. Uredosporae oblongae, deorsum plerumque parum attenuatae, utrinque rotundatae, fusco-luteae, membrana subcrassa, aculeis minutis dense, praecipue verticem versus obsita, ad basin plerumque laevi praeditae, stipite sublongo, crasso, hyalino suffultae, 52–66  $\mu$  longae, 20–28  $\mu$  crassae. Teleutosporae ellipsoideae, apice cuspidatae, plerumque apiculo conoideo coronatae, basi rotundatae, membrana crassa, amoene badia, dense grosseque verrucosa, stipite longo, crasso, supra medium vesiculose inllata et hic erose-crenato, ceterum aequaliter cylindrico, hyalino suffultae, 40–55  $\mu$  longae, 24–27  $\mu$  crassae.

Promontor. bon. spei: Prope Capetown. In foliis sepalisque *Lycii Afri* L.

Aestate 1886.

leg. P. Mac Owan.

Obs.: Das Aecidium ist leider bisher nur erst in wenigen Exemplaren gefunden worden, doch wird es hoffentlich in einer der nächsten Centurien ausgegeben werden können. — Diese Art theilt mit den drei andern, ebenfalls *Lycium* bewohnenden Arten die Eigenthümlichkeit, dass der Stiel der Teleutosporen eine im Wasser stark quellende Partie zeigt. Ich kenne zwar die beiden von Peck (*Bullet. of Torrey Botan. Club XII. p. 34*) beschriebenen Arten auf *Lycium*: *Puccinia tumidipes* und *P. globosipes* nur aus der Beschreibung und Abbildung. Danach kann aber vorliegende Art nicht mit einer von diesen beiden identisch sein, wie sie auch von *P. Lycii* Kalchbr. sehr verschieden ist. Ich gebe zur leichteren Vergleichung Abbildungen aller 4 Arten.

Erklärung der Figuren: 1. *Puccinia Lycii*. 2. *Puccinia Afra*. 3. *P. tumidipes*. 4. *P. globosipes*; (letztere beiden Figuren nach Peck). W.

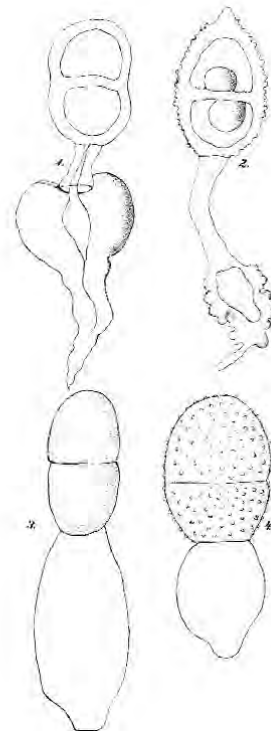


Fig. 90

*Puccinia insueta* G. Winter, Rabenh. Fungi Eur. Extraeur. Exs. (Klotzschii Herb. Viv. Mycol. Continuatio, Ed. Nova, Ser. Sec.), Cent. 36: no. 3514, 1886 [Hedwigia 26(1): 27, 1887].

≡ *Dicaeoma insuetum* (G. Winter) Kuntze, Revis. gen. pl. 3(3): 469, 1898.

Notes: This is a new species name validly published on the label of Winter, Fungi Eur. Extraeur. Exs. 3514 (fig. 91).

Rabenhorst-Winter, Fungi europaei.

**3514. *Puccinia insueta* Winter**  
nova spec.

II. et III. Acervuli amphigeni, sparsi s. gregarii, in maculis irregularibus, indeterminatis, luteolis s. fuscidulis, saepe confluentibus, interdum folii magnas partes occupantibus nidulantes, minuti, rotundati s. elliptici, saepeque angulati, non raro 2—3 confluentes, vix  $\frac{1}{2}$  Mill. lati, initio ab epidermide inflata velati, mox autem denudati, pulveracei. Uredosporarum acervuli longius ab epidermide tecti, flaviduli; uredosporae subglobosae vel late ellipticae, membrana crassissima, pallide luteola, in aqua valde turrescenti, aculeis validis obsita praeditae, stipite fragili suffultae, 32—37  $\mu$  Diam. vel usque 44  $\mu$  longae (in aqua!) Teleutosporae late ellipsoideae, utrinque late rotundatae, medio septatae et parum constrictae, fuscae, opacae, dense verrucosae, stipite laterali, sublongo, ad apicem vesiculose inflato, hyalino suffultae, 40—48  $\mu$  longae, 27—34  $\mu$  crassae.

Brasilia: Prope Saõ Francisco, ad folia viva Malpighiaceae cujusdam.

April 1885.

leg. E. Ule.

Fig. 91

*Calyptospora columnaris* (Alb. & Schwein.) J.G. Kühn [as “columnare”], in G. Winter, Rabenh. Fungi Eur. Extraeur. Exs. (Klotzschii Herb. Viv. Mycol. Continuatio, Ed. Nova, Ser. Sec.), Cent. 36: no. 3521, 1886 [Hedwigia 26(1): 28, 1887].

≡ *Aecidium columnare* Alb. & Schwein., Consp. fung. lusat.: 121, 1805.

≡ *Peridermium columnare* (Alb. & Schwein.) J.C. Schmidt & Kunze, Deutschl. Schwämme, Sechste Lieferung: 4, 1817.

≡ *Caeoma columnare* (Alb. & Schwein.) Link [as “columnneum“], Sp. pl., Ed. 4, 6(2): 66, 1825.

≡ *Uredo columnaris* (Alb. & Schwein.) Spreng., Syst. veg. 4(1): 570, 1827.

≡ *Melampsora columnaris* (Alb. & Schwein.) Wettst., Verh. K. K. Zool.-Bot. Ges. Wien 35: 551, 1886.

≡ *Thekopsora columnaris* (Alb. & Schwein.) Hirats., J. Soc. Agric. Forest. Sapporo 19(85): 167, 1927.

= *Calyptospora goeppertiana* J.G. Kühn [as “goeppertiana”], Hedwigia 8: 81, 1869.

≡ *Melampsora goeppertiana* (J.G. Kühn) G. Winter, in Rabenh. Krypt.-Fl., Ed. 2, 1.1: 245, 1881.

≡ *Pucciniastrum goeppertianum* (J.G. Kühn) Kleb., Wirtswechselnde Rostpilze: 391, 1904.

Notes: This is a new combination validly published on the label of Winter, Fungi Eur. Extraeur. Exs. 3521 (fig. 92).

**3521. Calyptospora columnare** Jul. Kühn in lit.

*Calyptospora Göppertiana* m. in Hedwigia 1869, pag. 81; *Melampsora Göppertiana* Winter, die Pilze Deutschlands etc. pag. 245.

I. Teleutosporenform.

- a) aus dem Riesengebirge (Umgebung des Kynast) im zeitigen Frühjahr d. J. bezogen;
- b) am westlichen Gehänge des Val de Morgin in der Nähe von Bad Morgin bei einer Höhe von ca. 1450 Meter, Ende August 1885 von mir gesammelt.

II. Aecidienform (*Aecidium columnare* Alb. et Schw. Consp. Fung. 1805 pag. 121, Tab. V, Fig. 4!).

a) forma nova: ***Abietis Nordmannianae***  $\frac{1}{2}$ .

In dem Versuchsgarten des landwirtschaftlichen Instituts der Universität Halle auf der Kaukasischen Tanne, *Abies Nordmanniana* Lk. durch Infection mit den Sporidien des in Ia repräsentirten *Materiales* im Juni und Juli d. J. von mir erzogen.

b) forma **spontanea**

auf *Abies alba* Mill. westlich von Bad Morgin (Wallis) von demselben Baume Ende August 1885 gesammelt, unter dem die in Ib gelieferten Exemplare kranker Preiselbeeren sich entwickelt hatten.

Obs.: Die in Rabenhorst, Fungi europ. Ser. II. Cent. IX. s. Nr. 895a als *Aec. columnare* bezeichneten, von Abb. Carestia im Wallis gesammelten Exemplare gehören nicht zu dieser Art, sondern zu *Aecidium abietinum* Alb. & Schw. Dasselbe gilt von Nr. 895b und von dem in Klotschii herb. viv. myc. Ed. nova, Cent. I. sub Nr. 96 durch Cesati aus Oberitalien eingesandten *Peridermium columnare* (Alb. & Schw.) — Bei den in den Jahren 1885 und 1886 im hiesigen Versuchsgarten von mir ausgeführten Infectionen wurde das *Aecidium columnare* noch auf folgenden *Abies* sp. erzogen: *Abies nobilis* (Lindl.), *A. magnifica* (Murr.) und *A. concolor* Eng. aus Californien; *A. balsamea* (L.) aus Nordamerika; *A. Fraseri* Pursh aus Pennsylvanien; *A. Apollinis* Heldr., *A. Reginae Amaliae* Heldr. und *A. cephalonica* Endl. aus Griechenland; *A. cilicica* Kotsch. aus Kleinasien; *A. Pichta* (Forb.) aus Sibirien; *A. Pinsapo* Boiss. aus dem südl. Spanien und Nordafrika; *A. Veitchii* Lindl. aus Japan. — Bei *Abies* (*Tsuga*) *canadensis* L. und *A. (Tsuga) Douglasii* Lindl. gelang mir die Infection nicht.

Den ursprünglichen Gattungsnamen glaube ich aufrecht erhalten zu müssen, da *Calyptospora columnare* wesentlich von dem typischen Character der Gattung *Melampsora* abweicht durch die eigenthümliche Bildung der unter den Epidermis der Nährpflanze entwickelten Fruchtschicht und durch die Beschaffenheit der im Innern der Epidermiszellen entwickelten Sporen. Bei ersterer erweitern sich die Mycelienenden zu flaschenförmigen oder unregelmässig gestalteten Gebilden, wie bei a in Fig. 1. Von ihnen aus dringen Sterigmata durch die Membran der Zelle und erzeugen alsbald



kugelige Anschwellungen, die sich zu den Sporen entwickeln. Die fertigen, durch Längswände meist kreuzweis getheilten Sporen lassen in dem inneren Winkel der Abtheilungen je eine Keimpore deutlich erkennen, wie in Fig. 2. Wo im seltenen Falle nur zwei Abtheilungen vorhanden sind, liegen die Poren ebenfalls deutlich erkennbar an analoger Stelle, seitlich der Mitte der Scheidewand. Diese Verhältnisse fehlen bei *Melampsora*, wie auch eine Vergleichung obiger Figuren und der Fig. 7 auf Taf. II in Robert Hartigs „Lehrbuch der Baumkrankheiten“ mit der Abbildung von *Melampsora betulina* bei Tulasne (Ann. sc. nat. 1854) oder bei Winter, die Pilze etc. I. pag. 138 ergibt. — Der von Winter l. c. pag. 237 für Beseitigung der Gattung *Calyptospora* angeführte weitere Grund dürfte nicht entscheidend sein, da es doch vielleicht gerade zweckmässig sein möchte, den Anfänger von vornherein möglichst zum recht exacten Untersuchen und Auffassen der tatsächlichen Verhältnisse zu nöthigen.

Bei der jetzt zur Geltung gekommenen strengen Durchführung des Prioritätsprincipes musste ich zu meinem grössten Leidwesen den früheren Speciesnamen durch die ältere Bezeichnung ersetzen.

Halle, den 6. October 1886.

Prof. Dr. Julius Kühn.

Fig. 92

*Dacrymyces confluens* P. Karst., in G. Winter, Rabenh. Fungi Eur. Extraeur. Exs. (Klotzschii Herb. Viv. Mycol. Continuatio, Ed. Nova, Ser. Sec.), Cent. 36: no. 3522, 1886 [Hedwigia 26(1): 29, 1887; Meddeland. Soc. Fauna Fl. Fenn. 14: 83, 1887].

= *Dacrymyces paradoxus* P. Karst., Hedwigia 25: 232, 1886.

= *Ceracea aureofulva* Bres., Ann. Mycol. 4(1): 39, 1906.

= *Cerinomyces aureofulvus* (Bres.) Malysheva, Acta Mycol. 44(1): 4, 2009.

Notes: This is a new species name validly published on the label of Winter, Fungi Eur. Extraeur. Exs. 3522 (fig. 93). Taxonomy, synonymy and description, see Savchenko et al. (2021).

Rabenhorst-Winter, Fungi europaei.  
**3522. Dacrymyces confluens** Karst.  
nova spec.

Gregaria, confluens, subrotundato-applanata, immarginata, sublaevis, basi saepe in stipitem brevissimum, lignum intrantem, subinde villosum attenuata, pallescens, disco flavido, demum (siccitate) deliquescens diluteque aurantiaca vel subflava, usque ad 3 Mill. lata. Sporae oblongatae, simplices, raro uniseptatae, eguttulatae, dilute flavescentes, curvulae, longit. 10–24  $\mu$ , crassit. 6–7  $\mu$ .

Fennia: Prope Mustiala. In ligno vetusto mucido Pini.

September 1886.

leg. P. A. Karsten.

Fig. 93

*Physisporus lenis* P. Karst., in G. Winter, Rabenh. Fungi Eur. Extraeur. Exs. (Klotzschii Herb. Viv. Mycol. Continuatio, Ed. Nova, Ser. Sec.), Cent. 36: no. 3527, 1886 [Hedwigia 26(1): 30, 1887; Meddeland. Soc. Fauna Fl. Fenn. 14: 83, 1887].

≡ *Sidera lenis* (P. Karst.) Miettinen, in Miettinen & Larsson, Mycol. Progr. 10(2): 136, 2011.

[Full synonymy, see: <http://www.speciesfungorum.org/GSD/GSDspecies.asp?RecordID=516945>; <https://www.mycobank.org/MB/516945>.]

Notes: This is a new species name validly published on the label of Winter, Fungi Eur. Extraeur. Exs. 3527 (fig. 94).

Rabenhorst-Winter, Fungi europaei.  
**3527. Physisporus lenis** Karsten  
nova species.

Effusus, molliusculus, adhaerens, subiculo tenui e mycelio lignum intrante enato, ambitu indeterminato subhyssino, albus. Pori minuti, inaequales, rotundi, oblongi vel angulati, integri, 1–3 Mill. alti.

Fennia: prope Mustiala, ad ligna vetusta cariota.

September 1886.

leg. P. A. Karsten.

Obs.: *Physisporus callosus* mihi ignotus, forte statum resupinatum *Trametes serialis* sistit. P. A. Karsten.

Fig. 94

*Trametes squalens* P. Karst., in G. Winter, Rabenh. Fungi Eur. Extraeur. Exs. (Klotzschii Herb. Viv. Mycol. Continuatio, Ed. Nova, Ser. Sec.), Cent. 36: no. 3528, 1886 [Hedwigia 26(1): 30, 1887].

≡ *Dichomitus squalens* (P. Karst.) D.A. Reid, Revista Biol., Lisboa 5(1-2): 150, 1965.

≡ *Favolus squalens* (P. Karst.) Zmitr., Mycena 1(1): 92, 2001.

[Full synonymy, see: <http://www.speciesfungorum.org/GSD/GSDspecies.asp?RecordID=312964>; <https://www.mycobank.org/MB/312964>.]

Notes: This is a new species name validly published on the label of Winter, Fungi Eur. Extraeur. Exs. 3528 (fig. 95).

Rabenhorst-Winter, Fungi europaei.  
**3528. Trametes squalens** Karsten  
nova spec.

Pilei stipiteo-suberosi, triquetri, seriatim elongati, confluentes, azoni, glabri, pallescentes, dein rufescentes, rufi vel brunnei, saepe resupinati. Pori vulgo rotundi, obtusi, minuti, subaequales, albidi, demum saepe rufo-fuscescentes, hinc inde stratosi.

Fennia: prope Mustiala, in truncis prostratis Pini sylvestris.

August 1886.

leg. P. A. Karsten.

Fig. 95

*Meliola palmicola* P. Karst., in G. Winter, Rabenh. Fungi Eur. Extraeur. Exs. (Klotzschii Herb. Viv. Mycol. Continuatio, Ed. Nova, Ser. Sec.), Cent. 36: no. 3547, 1886 [Hedwigia 26(1): 31, 1887].  
Notes: This is a new species name validly published on the label of Winter, Fungi Eur. Extraeur. Exs. 3547 (fig. 96).

Rabenhorst-Winter, Fungi europaei.

**3547. *Meliola palmicola* Winter**  
nova species.

Synon.: *Meliola furcata* (Lév.) Martin l. c. p. 148 pr. p.

Mycelium plagas plerumque magnas, 1—15 Millim. latas, amphigenas, rotundato-irregulares, demum saepe effusas et longe lateque confluentes, aterrimas, opacas, velutinas formas, e hyphis repentibus, sublate ramosis, valde intertextis, fuscis, 10—11  $\mu$  crassis constans. Hyphopodia sparsa, capitata, irregularia, plerumque integra vel parum tantum erenata, saepe curvata, stipite cylindrico, sublongo suffulta, aliis ampullulaeformibus, multo rarioribus mixta. Setae erectae numerosae, strictae, apice plerumque di- vel trichotomae, ramulis saepe iterum bifidis, rarissime apicem versus ramulis brevibus 4—5 obsitae. Perithecia gregaria, globosa, tarde collabentia, rugosa, atra, 175—240  $\mu$  diam. Asci evanidi. Sporae cylindricae, utrinque rotundatae, 4-septatae, ad septa constrictae, fuscae, cellula media plerumque crassissima, 52—62  $\mu$  longae, 19—23  $\mu$  crassae.

America borealis: prope Green Cove Springs, Florida.

Ad *Sabalidis serrulatae* folia viva.

März 1886.

leg. G. Martin.

Obs.: Diese und die vorhergehende Art sind nicht nur unter sich, sondern besonders auch von der echten *Meliola furcata* Lév. sehr verschieden. Von letzterer unterscheiden sie sich sofort und in auffallendster Weise durch die ganz andere Theilungsweise der „setae erectae“, abgesehen von anderen Merkmalen. Ich werde hierauf a. a. O. zurückkommen, bei welcher Gelegenheit ich auch die übrigen mit *Setae dichotomae* versehenen Arten in Vergleich ziehen werde: ich habe von allen diesen Originale untersuchen können. — Unter sich unterscheiden sich *Meliola bidentata* und *M. palmicola* nicht sowohl durch die Beschaffenheit der setae erectae, als vielmehr besonders durch die Hyphopodien, sowie auch durch die Sporen. Auch *Meliola bicornis* ist in der Theilungsweise ihrer Setae den beiden letztgenannten Arten sehr ähnlich; aber auch bei ihr sind die Hyphopodien durchaus charakteristisch geformt. — Ich bemerke noch, dass die in Fungi europaei No. 2846 als *Meliola amphitricha* ausgegebenen Exemplare ebenfalls zu *M. palmicola* gehören; nur sind bei ihnen die Setae im Allgemeinen etwas weniger getheilt, meist nur einfach dichotom gespalten, und die Sporen sind durchschnittlich etwas kleiner. Mit der sogenannten *Meliola Palmorum* Kunze et Fries hat unsere Art aber nichts zu thun; denn dies ist (nach Originalen in Herb. Kunze, Fries et proprio) gar keine *Meliola*, sondern eine typische *Parodiella*!

Ich gebe beifolgend zur Vergleichung die Abbildungen der Setae erectae und der Hyphopodien von *Meliola palmicola* (Fig. a. von No. 2846 der Fungi europ., Fig. b. und c. von vorliegender No.), von *Meliola bidentata* (Fig. e.) und *Meliola bicornis* (Fig. d.).

W.

Fig. 96

*Balansia pallida* G. Winter, Rabenh. Fungi Eur. Extraeur. Exs. (Klotzschii Herb. Viv. Mycol. Continuatio, Ed. Nova, Ser. Sec.), Cent. 36: no. 3549, 1886 [Hedwigia 26(1): 32, 1887].  
≡ *Claviceps pallida* (G. Winter) Henn., Beibl. Hedwigia 38: (64), 1899.  
Notes: This is a new species name validly published on the label of Winter, Fungi Eur. Extraeur. Exs. 3549 (fig. 97).

Rabenhorst-Winter, Fungi europaei.

**3549. *Balansia pallida* Winter**  
nova species.

Stromata gregaria (ca. 4—6), e basi sclerotioidea, in graminum germine parasitica, eumque destruyente, bulbosa, subglobosa,  $\frac{1}{2}$ —2 Mill. crassa, extus lutea, intus pallida, carnosa orta, sessilia vel stipite plus minusve, elongato, saepe curvato flexuosoque, interdum subcompresso angulatoque, saepe longitudinaliter sulcato, luteo-albido praedita. Capitula peritheciogera subglobosa, subtus excavata, supra saepe parum tuberculosa et inaequalia, pallide-luteola, ab ostioli peritheciogera prominulis punctulata, ca.  $\frac{1}{3}$ — $\frac{1}{2}$  Mill. lata. Perithecia in capitulis peripherica, dense stipata, a stromatis substantia vix diversa, elongato-obovata, ostioli papillaeformibus, rotundatis, intensius coloratis stromatis superficiem parum prominentia, 290—320  $\mu$  alta, 130—160  $\mu$  lata. Asci cylindracei, deorsum attenuati, apice late rotundati, tunica valde incrassata, 8-sporei, 175—220  $\mu$  longi, 3,5—4  $\mu$  crassi. Sporae filiformes, ascorum longitudine, tenuissimae, ca. 0,8—0,9  $\mu$  crassae, hyalinae, septis multis, sed valde indistinctis. — Stylosporeae in germinibus junioribus, superficiem fere totam tuberis sclerotioidei obducentes, e cellulis ejusdem superficialibus ortae, filiformes, plerumque curvatae flexuosaeque, hyalinae, utrinque acutiusculae, 44—62  $\mu$  longae, vix 2  $\mu$  crassae.

Brasilia: prope Saõ Francisco, Sta. Catharina. In germinibus vivis Luziolae peruviana Juss.

Mai 1885.

leg. E. Ule.

Fig. 97

*Gibbera salisburgensis* Niessl, in G. Winter, Rabenh. Fungi Eur. Extraeur. Exs. (Klotzschii Herb. Viv. Mycol. Continuatio, Ed. Nova, Ser. Sec.), Cent. 36: no. 3550, 1886 [Hedwigia 26(1): 33, 1887].

[Full synonymy, see: <http://www.speciesfungorum.org/GSD/GSDspecies.asp?RecordID=206397>; <https://www.mycobank.org/MB/206397>.]

Notes: This is a new species name validly published on the label of Winter, Fungi Eur. Extraeur. Exs. 3550 (fig. 98).

Rabenhorst-Winter, Fungi europaei.

**3550. *Gibbera salisburgensis* Niessl**  
nov. spec.

Perithecia in caespites minulos dense aggregata, subiculo insidentia limitato, tomentoso, atro-fusco e hyphis conidiferis formato, articulatis, ramosisque dense intertextis, globosa, minuta, fragilia, atra, ostiolo punctiforme, setis concoloribus rigidis simplicibus acutis divergentibus undique instructa; asci cylindracei vel elongate clavati, stipite brevi, 65—80 longi, 8—9 lati, paraphysibus copiosis obvallati, tetraspori (an semper?); sporae cuneate-oblongae, rectae vel curvatae, uniseptatae constrictaeque guttulis 4, loculo superiore breviori late rotundato, inferiore longiore parum attenuato, 18—21 longae, 5—6 latae, dilute olivaceae.

Austria: Prope Lofer, Salisburgi. In foliis vivis *Ericae carnae*.

August 1885.

leg. G. von Niessl.

Obs.: In Sturm's Deutschl. Flora 33/34. Heft pag. 29 findet sich ein auf *Erica carnea* lebender Pilz beschrieben und abgebildet, welcher als *Chaetomium pusillum* Fries bezeichnet ist, und der habituell mit dem hier vorliegenden nahe übereinstimmt. Der Inhalt der Peritheciolen besteht jedoch nach der citirten Abbildung aus einem Bündel sehr kleiner sackförmiger Schläuche, welche je einige als Sporen bezeichnete rundliche Kerne enthalten. Hiernach ist es möglich, wenn auch nicht sicher, dass dieser Beschreibung ein ganz unreifes Exemplar unseres Pilzes zu Grunde lag. Fries schreibt seinem *Chaetomium pusillum* kugelige Sporen zu und erklärt, dass es dem *Chaet. globosum* sehr nahe stehe, so dass der Fries'sche Pilz mit unserem unmöglich identisch sein kann.

N.

Fig. 98



*Anthostomella vaga* Niessl, in G. Winter, Rabenh. Fungi Eur. Extraeur. Exs. (Klotzschii Herb. Viv. Mycol. Continuatio, Ed. Nova, Ser. Sec.), Cent. 36: no. 3551, 1886 [Hedwigia 26(1): 33, 1887].

≡ *Amphisphaerella vaga* (Niessl) O.E. Erikss., Svensk Bot. Tidskr. 60: 321, 1966.

Notes: This is a new species name validly published on the label of Winter, Fungi Eur. Extraeur. Exs. 3551 (fig. 99).

Rabenhorst-Winter, Fungi europaei.

**3551. *Anthostomella vaga* Niessl**  
nova spec.

Perithecia in cortice vel ligno immersa nunc solitaria nunc gregaria, seriata, interdum dense confluentia, strato pseudostromatico mox limitato mox effuso lignum nigricante tecta, minuta fragilia globosa atra, ostiolo brevi saepe occulto; asci cylindracei, stipite brevi, oospori 78—88 longi, 7—8 lati; sporae monostichae ovoideae utrinque late rotundatae unicellulares 10—14 longae, 6—7 latae fuscae. Paraphyses simplices.

Austria: pr. Lofer, Salisburgi. In ramulis deciduis Clematidis Vitalbae.

Augusto.

leg. G. von Niessl.

Obs.: Dieser Pilz kommt wie *A. Xylostei* in sehr verschiedenen Wachstumsformen vor. Oft, besonders in der Rindensubstanz, stehen die Perithezien einzeln oder in kleinen Gruppen, manchmal, namentlich an entrindeten Stücken, wo sie im Holz nisten, sind sie dicht gesellig und das dieselben deckende Stratum fließt zu einer mehr oder weniger ausgebreiteten papierdünnen, stromaähnlichen Kruste zusammen. In dieser Form ist vorliegender Pyrenomycet einem *Anthostoma* ähnlich, z. B. *A. Schmidtii*, mit dem die Dimensionen der Schläuche und Sporen, nicht aber die Perithezien übereinstimmen; es fehlt jedoch stets die charakteristische Saumschicht des Stromas.

*Anthostomella limitata* Sacc., Syll. I. p. 284, welche mit der Rindenform in Vergleich käme, hat nach der Beschreibung Sporen, welche beiderseits oder an einem Ende spitzlich (acutiusculae), während sie hier breit abgerundet sind.

G. v. Niessl.

Fig. 99

*Eutypa scoparia* (Schwein.) G. Winter, Rabenh. Fungi Eur. Extraeur. Exs. (Klotzschii Herb. Viv. Mycol. Continuatio, Ed. Nova, Ser. Sec.), Cent. 36: no. 3555, 1886 [Hedwigia 25(6): 259, 1886].

≡ *Sphaeria scoparia* Schwein., Schriften Naturf. Ges. Leipzig 1: 37, 1822.

≡ *Peroneutypa scoparia* (Schwein.) Carmarán & A.I. Romero, in Carmarán, Romero & Giussani, Fungal Diversity 23: 84, 2006.

[Full synonymy, see: <http://www.speciesfungorum.org/GSD/GSDspecies.asp?RecordID=500713>; <https://www.mycobank.org/MB/500713>.]

Notes: This is a new combination validly published on the label of Winter, Fungi Eur. Extraeur. Exs. 3555 (fig. 100).

Rabenhorst-Winter, Fungi europaei.

**3555. *Eutypa scoparia* (Schweinitz).**  
*Sphaeria scoparia* Schwein., Synops. Fungor. Carol.  
pag. 37. No. 101.

America borealis: Prope Perryville, Missouri. Ad truncos emortuos Ulmi fulvae Lin.

Januar 1884.

leg. C. H. Demetrio.

Obs.: Es ist nicht ganz sicher, ob diese Bestimmung, die ich Ellis verdanke, richtig ist. Doch wird dies auch kaum festzustellen sein, da Ellis schreibt: „Sec. Stevenson in Supplement to Cooke's Valsei the specimen of *Sphaeria scoparia* in herb. Schweinitz is „barren“.

W.

Fig. 100

*Phyllachora zanthoxyli* G. Winter, Rabenh. Fungi Eur. Extraeur. Exs. (Klotzschii Herb. Viv. Mycol. Continuatio, Ed. Nova, Ser. Sec.), Cent. 36: no. 3558, 1886 [Hedwigia 26(1): 34, 1887], nom. illeg. (Art. 53.1), non *Phyllachora zanthoxyli* (Lév.) Cooke. 1885.

≡ *Phyllachora winteri* Sacc. & P. Syd., Syll. fung. 14(2): 673, 1899.

= *Trabutia zanthoxyli* Chardón, in Seaver & Chardón, Scient. Surv. P. Rico 8(1): 55, 1926.

Notes: This is an illegitimate new species name published on the label of Winter, Fungi Eur. Extraeur. Exs. 3558 (fig. 101).

Rabenhorst-Winter, Fungi europaei.  
**3558. Phyllachora Zanthoxyli** Winter  
nova species.

Stromata epiphylla, sparsa, gregaria s. subcircinaria, minuta, rotundata vel plus minusve irregularia, saepe angulata, verrucaeformia vel depresso conica, basi saepe dilatata, atra, nitida,  $\frac{1}{2}$ —1 Mill. lata. Perithecia in quoque stromate pauca (1—6), depresso hemisphaerica, vertice subconicoideo parum elevata, sed non prominula, 210—260  $\mu$  Diam. Asci cylindracei, utrinque parum attenuati, vertice rotundati, deorsum breviter crasseque stipitati, 8-spori, 84—100  $\mu$  longi, 12,5—14  $\mu$  crassi. Sporae mono- vel pro parte distichae, ellipsoideae, utrinque rotundatae, unicellulares, hyalinae, 14—16  $\mu$  longae, 7  $\mu$  crassae.

Brasilia: prope Saõ Francisco, Prov. Sta. Catharina.  
Ad folia viva petiolosque Zanthoxyli cujusdam.

October 1884. leg. E. Ule.

Obs.: Vielleicht identisch mit Sphaeria Zanthoxyli Lév.

Fig. 101

*Fusicladium punctiforme* G. Winter, Rabenh. Fungi Eur. Extraeur. Exs. (Klotzschii Herb. Viv. Mycol. Continuatio, Ed. Nova, Ser. Sec.), Cent. 36: no. 3582, 1886 [Hedwigia 26(1): 34, 1887].

≡ *Cercosporidium punctiforme* (G. Winter) Deighton, Mycol. Pap. 112: 45, 1967.

≡ *Passalora punctiformis* (G. Winter) Poonam Srivast. [as "*punctiforme*"], J. Living World 1(2): 117, 1994, nom. illeg. (Art. 53.1), non G.H. Otth, 1969.

≡ *Passalora winteriana* U. Braun, Nova Hedwigia 55(1-2): 214, 1992.

Notes: This is a new species name validly published on the label of Winter, Fungi Eur. Extraeur. Exs. 3582 (fig. 102). The generic affinity of this species is still unresolved and requires phylogenetic analyses.

Rabenhorst-Winter, Fungi europaei.  
**3582. Fusicladium punctiforme** Winter  
nova spec.

Caespituli hypophylli, minutissimi, plerumque dense gregarii, maculas minutas, angulatas, a nervis folii limitatas,  $\frac{1}{2}$ —1 Mill. latas, sparsas s. gregarias et confluentes, fuligineas, demum cinerascens formantes, punctiformes, atri. Hyphae fasciculatae, erectae, saepe flexuosae torulosaeque, denticulatae, remote septatae, fuscidulae, usque 150  $\mu$  longae, 7  $\mu$  crassae. Sporae numerosae, elongato-oblongae vel subcylindricae, utrinque parum attenuatae rotundataeque, medio uniseptatae, vix constrictae, hyalinae, demum dilutissime fusciscentes, 27—38  $\mu$  longae, 7—9  $\mu$  crassae.

America borealis: Prope Perryville, Missouri. Ad folia viva Ziziae integerrimae DC.

Aestate 1885. leg. C. H. Demetrio.

Fig. 102

*Cercospora ipomoeae* G. Winter, Rabenh. Fungi Eur. Extraeur. Exs. (Klotzschii Herb. Viv. Mycol. Continuatio, Ed. Nova, Ser. Sec.), Cent. 36: no. 3585, 1886 [Hedwigia 26(1): 34, 1887].

Notes: This is a new species name validly published on the label of Winter, Fungi Eur. Extraeur. Exs. 3585 (fig. 103).

Rabenhorst-Winter, Fungi europaei.

**3535. Cercospora Ipomoeae** Winter  
nova species.

Maculae plerumque numerosas, plus minus dense sparsae, non raro confluentes, suborbiculares vel plerumque angulatae irregularesque, centro griseae, margine lato, determinato, nigrescente cinctae, 2—4 Mill. latae. Caespites amphigeni, minutissimi, sparsi, fusciduli, e hyphis fasciculatis, erectis, sursum parum denticulatis, remote septatis, fuscidulis, usque 130  $\mu$  longis, 5  $\mu$  crassis formati. Sporae filiformi-subclavatae, i. e.: e basi parum latiori sursum longissime tenuissimeque attenuatae, multi-septatae, hyalinae, usque 175  $\mu$  longae, 3—4  $\mu$  crassae.

America borealis: prope Perryville, Missouri. Ad folia viva Ipomoeae lacunosae L.

August 1885.

leg. C. H. Demetrio.

Fig. 103

### Literature

- Aptroot, A. 1995: Redisposition of some species excluded from *Didymosphaeria* (Ascomycotina). *Nova Hedwigia* **60**(3-4): 325–379.
- Aptroot, A. 2006: *Mycosphaerella* and its anamorphs: 2. Conspectus of *Mycosphaerella*. CBS Biodiversity Series **5**: 1–231.
- Arx, J.A. von & Müller, E. 1954: Die Gattungen der amersporen Pyrenomyceten. Beiträge zur Kryptogamenflora der Schweiz **11**(1): 1–434.
- Beenken, L. 2017: *Austropuccinia*: a new genus name for the myrtle rust *Puccinia psidii* placed within the redefined family *Sphaerophragmiaceae* (Pucciniales). *Phytotaxa* **297**(1): 53–61.
- Booth, C. 1959: Studies on Pyrenomycetes. IV. *Nectria* (part 1). *Studies in Mycology* **73**: 1–115.
- Braun, U. 1993: Studies on *Ramularia* and allied genera (VI). *Nova Hedwigia* **56**(3-4): 423–454.
- Braun, U. 1995: A monograph of *Cercospora*, *Ramularia* and allied genera (phytopathogenic hyphomycetes). Vol. 1. IHW-Verlag Eching.
- Braun, U. 1998: A monograph of *Cercospora*, *Ramularia* and allied genera (phytopathogenic hyphomycetes). Vol. 2. IHW-Verlag Eching.
- Braun, U. 2018a: Annotated list of taxonomic novelties published in “Herbarium Vivum Mycologicum” issued by J. F. Klotzsch and G. L. Rabenhorst between 1832 and 1855. *Schlechtendalia* **34**: 3–90.
- Braun, U. 2018b: Annotated list of taxonomic novelties published in “Klotzschii Herbarium Vivum Mycologicum, Editio Nova” issued by G. L. Rabenhorst between 1855 and 1858. *Schlechtendalia* **35**: 1–43.
- Braun, U. & Bensch, K. 2019: Annotated list of taxonomic novelties published in “Fungi Europaei Exsiccati, Klotzschii Herbarium Vivum Mycologicum Continuato, Editio Nova, Series Secunda” Cent. 1 to 26 issued by G. L. Rabenhorst between 1859 and 1881 (first part – Cent. 1 to 10). *Schlechtendalia* **36**: 1–60.
- Braun, U. & Bensch, K. 2021a: Annotated list of taxonomic novelties published in “Fungi Europaei Exsiccati, Klotzschii Herbarium Vivum Mycologicum Continuato, Editio Nova, Series Secunda” Cent. 1 to 26 issued by G. L. Rabenhorst between 1859 and 1881 (second part – Cent. 11 to 20). *Schlechtendalia* **38**: 191–262.
- Braun, U. & Bensch, K. 2021b: Annotated list of taxonomic novelties published in “Fungi Europaei Exsiccati, Klotzschii Herbarium Vivum Mycologicum Continuato, Editio Nova, Series Secunda” Cent. 1 to 26 issued by G. L. Rabenhorst between 1859 and 1881 (third part – Cent. 21 to 26). *Schlechtendalia* **38**: 270–325.
- Cannon P. F. 1996: Systematics and diversity of the *Phyllachoraceae* associated with *Rosaceae*, with a monograph of *Polystigma*. *Mycological Research* **100**(12): 1409–1427.
- Crous, P. W. & Braun, U. 2003: *Mycosphaerella* and its anamorphs. 1. Names published in *Cercospora* and *Passalora*. CBS Biodiversity Series **1**: 1–571.
- Crous, P. W., Schumacher, R. K., Wood, A. R. & Groenewald, J. Z. 2020: The Genera of Fungi – G5: *Arthrinium*, *Ceratospaeria*, *Dimerosporiopsis*, *Hormodochis*, *Lecanostictopsis*, *Lembosina*, *Neomelanconium*, *Phragmotrichum*, *Pseudomelanconium*, *Rutola*, and *Trullula*. *Fungal Systematics and Evolution* **5**: 77–98.
- Constantinescu, O. 1991: An annotated list of *Peronospora* names. *Thunbergia* **15**: 1–110.
- Cummins, G. B. 1971: The rust fungi of grasses, cereals and bamboos. New York, Heidelberg, Berlin.
- Davidson, R. W. 1950: *Urnula craterium* is possibly the perfect stage of *Strumella corynoidea*. *Mycologia* **42**(6): 735–742.
- Demers, J. E., Liu, M., Hambleton, S. & Castlebury, L. A. 2017: Rust fungi on *Panicum*. *Mycologia* **109**(1): 1–17.
- Francis, S. M. 1975: *Anthostomella* Sacc. (Part. I). *Mycological Papers* **139**: 1–97.

- Gäumann, E. 1959: Die Rostpilze Mitteleuropas mit besonderer Berücksichtigung der Schweiz. Beiträge zur Kryptogamenflora der Schweiz, Band XII. Bern.
- Groenewald, J. Z., Nakashima, C., Nishikawa, J. et al. 2013. Species concepts in *Cercospora*: spotting the weeds among the roses. *Studies in Mycology*. **75**: 115–170.
- Hein, B. 1976: Revision der Gattung *Laetinaevia* Nannf. (*Ascomycetes*) und Neuordnung der *Naevioideae*. *Willdenowia Beiheft* **9**: 1–136.
- Hendrichs, M., Bauer, R. & Oberwinkler, F. 2003: The *Cryptobasidiaceae* of tropical Central and South America. *Sydowia* **55**(1): 33–64.
- Hennen, J. F. & Figueiredo, M. B. 1981: The hyphoid aecium, a rust-alga association (*Dasyscypha-Stomatochroon*), and other corrections to Neotropical rusts (*Uredinales*). *Mycologia* **73**: 350–355.
- Höhnel, F. von 1915: Fragmente zur Mykologie no. 921. Über die Gattung *Pseudographium* Jaczewski. Sitzungsberichte der Kaiserlichen Akademie der Wissenschaften Wien, Mathematisch-Naturwissenschaftliche Classe, Abteilung 1, **124**: 115–118.
- Höhnel, F. von 1916: Mykologisches. *Österreichische Botanische Zeitschrift* **66**: 94–112.
- Jaklitsch, W. M., Gardiennet, A. & Voglmayr, H. 2016a: Resolution of morphology-based taxonomic delusions: *Acrocordiella*, *Basiseptospora*, *Blogiascospora*, *Clypeosphaeria*, *Hymenopleella*, *Lepteutypa*, *Pseudapiospora*, *Requienella*, *Seiridium* and *Strickeria*. *Persoonia* **37**: 82–105.
- Jaklitsch, W. M., Olariaga, I., & Voglmayr, H. 2016b: *Teichospora* and the *Teichosporaceae*. *Mycological Progress* **15**: 31 [2–20].
- Ju, Y. M., Rogers, J. D. & Hundorf S. M. 1996: *Valsaria* and notes on *Endoxylina*, *Pseudothyridaria*, *Pseudovalsaria*, and *Rousoella*. *Mycotaxon* **58**: 419–481.
- Klenke, F. & Scholler, M. 2015: Pflanzenparasitische Kleinpilze. Springer, Berlin, Heidelberg.
- Kohlmeyer, J. 1962: Index Alphabeticus Klotzschii et Rabenhorstii Herbarii Mycologici. Beihefte zur Nova Hedwigia **4**: 1–230.
- Lado, C. 2001: Nomenclotypus, a nomenclatural taxabase of *Myxomycetes*. [Cuadernos de Trabajos de Flora Micológica Ibérica 16.] Madrid.
- Leuchtmann, A. 1987: Species of *Heterosphaeria* (*Discomycetes*) and their anamorphs. *Mycotaxon* **28**: 261–284.
- Machado, P. da S., Glen, M., Pereira, O. L., et al. 2015: Epitypification of *Puccinia psidii*, causal agent of Guava Rust. *Tropical Plant Pathology* **40**: 5–12.
- Marin-Felix, Y., Groenewald, J.Z., Cai, L. et al. 2017: Genera of phytopathogenic fungi: GOPHY 1. *Studies in Mycology* **86**: 99–216.
- Miller, J. H. & Burton, M. G. 1943: Studies in some Venezuelan Ascomycetes collected by E.E. Chardon and A.S. Muller. *Mycologia* **35**(1): 83–94.
- Müller, E. 1950: Die schweizerischen Arten der Gattung *Leptosphaeria* und ihrer Verwandten. *Sydowia* **4**(1-6): 185–319.
- Müller, E. 1951: Die schweizerischen Arten der Gattungen *Clathrospora*, *Pleospora*, *Pseudoplea* und *Pyrenophora*. *Sydowia* **5**(3-6): 248–310.
- Parbery, D. G. 1967: Studies on gramicolous species of *Phyllachora* Nke. in Fuck. V. A taxonomic monograph. *Australian Journal of Botany* **15**: 271–375.
- Petrak, F. 1951: Ergebnisse einer Revision der verschiedenen Gattungen der Askomyzeten und Fungi imperfecti. *Sydowia* **5**: 169–198.
- Petrak, F. [1956/1957] 1957: Über die Gattungen *Dodichiza* Lib. und *Chondroplea* Kleb. *Sydowia* **10**: 201–235.
- Rabenhorst, G. L. 1851: Index alphabeticus et conspectus systematicus in Klotzschii Herbarium Vivum Mycologicum. Dresden.
- Rick, J. 1931: Monographia Pezizinearum Riograndensium. *Brotéria, Sér. Botânica* **25**(2): 77–98.
- Rojas, T., Caruso, D., Pons, N. & Diamort, D. 2010: Type specimens in the Mycological Herbarium “Albert S. Muller” (VIA, Venezuela). *Mycotaxon* **112**: 1–4.
- Rossmann, A., Castlebury, L., Aguirre-Hudson, B. et al. 2018: (2647–2651) Proposals to conserve the name *Venturia acerina* against *Cladosporium humile*; *Venturia borealis* against *Torula maculicola*; *Venturia carpophila* against *Fusicladium amygdali* and *Cladosporium americanum*; *Sphaerella inaequalis* (*Venturia inaequalis*) against *Spilocaea pomi*, *Fumago mali*, *Actinonema crataegi*, *Cladosporium dendriticum*, *Asteroma mali*, and *Scolicotrichum venosum*; and *Venturia pyrina* against *Helminthosporium pyrorum*, *Fusicladium virescens*, *F. fuscescens*, *Cladosporium polymorphum* and *Passalora pomi* (*Ascomycota: Dothideomycetes*). *Taxon* **67**: 1209–1211.
- Saccardo, P. A. 1888: *Sylloge Fungorum*, Vol. 7. Patavii.
- Saccardo, P. A. 1892: *Sylloge Fungorum*, Vol. 10. Patavii.
- Savchenko, A., Zamora, J.C., Shirouzu, T. et al. 2021: Revision of *Cerinomyces* (*Dacrymycetes*, *Basidiomycota*) with notes on morphologically and historically related taxa. *Studies in Mycology* **99** (no. 100117): 1–72. <https://doi.org/10.1016/j.simyco.2021.100117>.
- Schubert, K., Ritschel, A. & Braun, U. 2003: A monograph of *Fusicladium* s.lat. (Hyphomycetes). *Schlechtendalia* **9**: 1–132.
- Shen, M., Zhang, J. Q., Groenewald, J. Z. et al. 2020: *Venturiales*. *Studies in Mycology* **96**: 185–308.

- Simpson, J. A., Thomas, K. & Grgurinovic, C. A. 2006: *Uredinales* species pathogenic on species of *Myrtaceae*. *Australasian Plant Pathology* **35**: 549–562.
- Stevens, F. L. & Ryan, M. H. 1939: The *Microthyriaceae*. Illinois Biological Monographs **17**(2): 1–138.
- Sydow, P. & Sydow, H. 1904: Monographia Uredinearum seu Specierum Omnium ad hunc usque Diem Descriptio et Adumbratio Systematica, Vol. 1. Genus *Puccinia*. Leipzig.
- Tehon, L. R. 1935: A monographic arrangement of *Lophodermium*. Illinois Biological Monographs **13**(4): 1–151.
- Untereiner, W. A. 1993: A taxonomic revision of the genus *Endoxyla*. *Mycologia* **85**(2): 294–310.
- Vánky, K. 2007: Taxonomic studies on *Ustilaginomycetes* – 27. *Mycotaxon* **99**: 1–70.
- Vánky, K. 2012: Smut fungi of the world. St. Paul.
- Verkley, G. J. M. 2002: A revision of the genus *Sphaerographium* and the taxa assigned to *Rhynchophoma* (anamorphic Ascomycetes). *Nova Hedwigia* **75**: 433–450.
- Wang, Y., Guo, L. D. & Hyde, K. D. 2005: Taxonomic placement of sterile morphotypes of endophytic fungi from *Pinus tabulaeformis* (*Pinaceae*) in northeast China based on rDNA sequences. *Fungal Diversity* **20**: 235–260.
- Wijayawardene, N. N., Hyde, K. D., Rajeshkumar, K. C., Hawksworth, D. L. et al. 2017: Notes for genera: *Ascomycota*. *Fungal Diversity* **86**: 1–594.

#### Addresses of the authors

Uwe Braun, Martin-Luther-Universität, Institut für Biologie, Bereich Geobotanik und Botanischer Garten, Neuwerk 21, 06099 Halle (Saale), Germany.  
(E-mail: uwe.braun@botanik.uni-halle.de)

Konstanze Bensch, Westerdijk Fungal Biodiversity Institute, P.O. Box 85167, NL-3508 AD Utrecht, The Netherlands.  
(E-mail: k.bensch@wi.knaw.nl)

# ZOBODAT - [www.zobodat.at](http://www.zobodat.at)

Zoologisch-Botanische Datenbank/Zoological-Botanical Database

Digitale Literatur/Digital Literature

Zeitschrift/Journal: [Schlechtendalia](#)

Jahr/Year: 2022

Band/Volume: [39](#)

Autor(en)/Author(s): Braun Uwe, Bensch Konstanze

Artikel/Article: [Annotated list of taxonomic novelties published in "L. Rabenhorstii Fungi Europaei et Extraeuropaei Exsiccati, Klotzschii Herbarium Vivum Mycologicum Continuato, Editio Nova, Series Secunda" Cent. 27 to 36 issued by G. Winter between 1881 and 1886 1-53](#)