

264-647

08-04-2011

Jacket 1/19



UNITED STATES ENVIRONMENTAL PROTECTION AGENCY
WASHINGTON, D.C. 20460

OFFICE OF
CHEMICAL SAFETY AND
POLLUTION PREVENTION

AUG - 4 2011

Ms. Laura Phelps
Bayer CropScience
PO Box 12014
Research Triangle Park, NC 27709

Subject: Notification to Remove Expired Patent Numbers
WHIP 360 Herbicide
EPA Reg. no. 264-647

Dear Ms. Phelps:

The Agency is in receipt of your Application for Pesticide Notification under Pesticide Registration Notice (PRN) 98-10 dated March 14, 2011, for the product 264-647. The Registration Division (RD) has conducted a review of this request for its applicability under PRN 98-10 and finds that the action requested fall within the scope of PRN 98-10. The label submitted with the application has been stamped "Notification" and will be placed in our records.

If you have any questions, please call me directly at 703-305-1243.

Sincerely,

A handwritten signature in black ink that reads "Kathryn V. Montague".

Kathryn V. Montague
Product Manager 23
Herbicide Branch
Registration Division (7505P)
Office of Pesticide Programs



United States
Environmental Protection Agency
Washington, DC 20460

<input type="checkbox"/>	Registration
<input type="checkbox"/>	Amendment
<input checked="" type="checkbox"/>	Other

OPP Identifier Number

Application for Pesticide - Section I

1. Company/Product Number 264-647	2. EPA Product Manager Ms. Kathryn V. Montague	3. Proposed Classification <input type="checkbox"/> None <input type="checkbox"/> Restricted
4. Company/Product (Name) WHIP 360 Herbicide	PM# 23	
5. Name and Address of Applicant (Include ZIP Code) Bayer CropScience LP P. O. Box 12014; 2 T. W. Alexander Dr. Research Triangle Park, NC 27709 <input type="checkbox"/> Check if this is a new address	6. Expedited Review. In accordance with FIFRA Section 3(c)(3) (b)(i), my product is similar or identical in composition and labeling to: NOTIFICATION EPA Reg. No. _____ Product Name _____ AUG 04 2011	

Section - II

<input type="checkbox"/> Amendment - Explain below.	<input type="checkbox"/> Final printed labels in response to Agency letter dated _____
<input type="checkbox"/> Resubmission in response to Agency letter dated _____	<input type="checkbox"/> "Me Too" Application.
<input checked="" type="checkbox"/> Notification - Explain below.	<input type="checkbox"/> Other - Explain below.

Explanation: Use additional page(s) if necessary. (For section I and Section II.)

Bayer CropScience is submitting a notification for WHIP 360 Herbicide to remove the patent number from the label.

Section - III

1. Material This Product Will Be Packaged In:				2. Type of Container	
Child-Resistant Packaging <input type="checkbox"/> Yes* <input type="checkbox"/> No	Unit Packaging <input type="checkbox"/> Yes <input type="checkbox"/> No	Water Soluble Packaging <input type="checkbox"/> Yes <input type="checkbox"/> No	Metal Plastic Glass Paper Other (Specify) _____		
* Certification must be submitted		If "Yes" Unit Packaging wgt. No. per container	If "Yes" Package wgt. No. per container		
3. Location of Net Contents Information <input type="checkbox"/> Label <input type="checkbox"/> Container		4. Size(s) Retail Container		5. Location of Label Directions <input type="checkbox"/> On Label <input type="checkbox"/> On Labeling accompanying product	
6. Manner in Which Label is Affixed to Product <input type="checkbox"/> Lithograph <input type="checkbox"/> Paper glued <input type="checkbox"/> Stenciled			<input type="checkbox"/> Other _____		

Section - IV

1. Contact Point (Complete items directly below for identification of individual to be contacted, if necessary, to process this application.)		
Name Laura Phelps	Title Reg. Affairs Specialist	Telephone No. (include Area Code) C C C C C C
2. Signature <i>Laura Phelps</i>		6. Date Application Received (Stamped) C C C C C C C C C C C C C C C C C C
3. Title Regulatory Affairs Specialist		
4. Typed Name Laura Phelps		
5. Date March 14, 2011		

I certify that the statements I have made on this form and all attachments thereto are true, accurate and complete. I acknowledge that any knowingly false or misleading statement may be punishable by fine or imprisonment or both under applicable law.

Bayer CropScience



March 10, 2011

Document Processing Desk (NOTIF)
Registration Division (7505P)
Office of Pesticide Programs
U.S. Environmental Protection Agency
One Potomac Yard (South Building)
2777 S. Crystal Drive
Arlington, VA 22202

ATTN: Ms. Kathryn V. Montague, RD Team 23

Subject: WHIP 360 Herbicide, EPA Registration. No. 264-647; Removal of Patent Number

Dear Ms. Montague:

Bayer CropScience
P. O. Box 12014
2. T. W. Alexander Drive
Research Triangle Park, NC 27709

Bayer CropScience is submitting a notification for WHIP 360 Herbicide to remove the patent number from the label.

This notification is consistent with the provisions of PR Notice 98-10. No other changes have been made to the labeling or the Confidential Statement of Formula for this product. I understand that it is a violation of 18 U.S.C. Section 1001 to willfully make any false statement to EPA. I further understand that if the amended label is not consistent with the requirements of 40 CFR §§156.10, 156.140, 156.144, 156.146 and 156.156, this product may be in violation of FIFRA and I may be subjected to enforcement action and penalties under Section 12 and 14 of FIFRA".

Enclosed are an EPA Form 8570-1 and one copy of the revised WHIP 360 Herbicide label for review.

Please contact me if you should have further questions.

Sincerely,




Bayer CropScience



Laura Phelps

Laura Phelps
Regulatory Affairs, Herbicides & PGRs
Bayer CropScience
2 T. W. Alexander Drive
RTP, NC 27709
office: 919-549-2302
mobil:919-352-8075
email: laura.phelps@bayer.com



5
19
NOTIFICATION

AUG 04 2011

WHIP® 360 HERBICIDE

FOR THE SELECTIVE POSTEMERGENCE CONTROL OF MONOCOT ANNUAL AND PERENNIAL GRASSES IN RICE, SOYBEANS AND ACREAGE CONSERVATION RESERVE (SET-ASIDE)

ACTIVE INGREDIENT: fenoxaprop-p-ethyl: (+)-ethyl 2-[4-[(6-chloro-2-benzoxazolyl)oxy]phenoxy]propanoate.....6.59%*

INERT INGREDIENTS:.....93.41%**

* Equivalent to 0.57 pound of pure fenoxaprop-p-ethyl (d-isomer) per gallon.

TOTAL 100.00%

** Contains petroleum distillates

EPA Reg No. 264-647

EPA Est. No. 264-CAN-001

KEEP OUT OF REACH OF CHILDREN WARNING - AVISO

Si usted no entiende la etiqueta, busque a alguien para que se la explique a usted en detalle.
(If you do not understand this label, find someone to explain it to you in detail.)

For MEDICAL And TRANSPORTATION Emergencies ONLY Call 24 Hours A Day 1-800-334-7577

For PRODUCT USE Information Call 1-866-99BAYER (1-866-992-2937)

FIRST AID

IF SWALLOWED:	<ul style="list-style-type: none"> • Immediately call a poison control center or doctor for treatment advice. • Do not induce vomiting unless told to do so by a poison control center or doctor. • Have person sip a glass of water if able to swallow. • Do not give anything by mouth to an unconscious person.
IF IN EYES:	<ul style="list-style-type: none"> • Hold eye open and rinse slowly and gently with water for 15-20 minutes. • Remove contact lenses, if present, after the first 5 minutes, then continue rinsing. • Call a poison control center or doctor for treatment advice.
IF ON SKIN OR CLOTHING:	<ul style="list-style-type: none"> • Take off contaminated clothing. • Rinse skin immediately with plenty of water for 15-20 minutes. • Call a poison control center or doctor for treatment advice.

For **MEDICAL** Emergencies Call 24 Hours A Day 1-800-334-7577.

Have the product container or label with you when calling a poison control center or doctor or going for treatment.

NOTE TO PHYSICIAN: This product may pose an aspiration pneumonia hazard. Contains petroleum distillates.

PRECAUTIONARY STATEMENTS

WARNING

HAZARDS TO HUMANS AND DOMESTIC ANIMALS

Harmful if swallowed. Causes substantial but temporary eye injury. Do not get in eyes or on clothing. Avoid contact with skin or clothing. Wash thoroughly with soap and water after handling. Remove contaminated clothing and wash clothing before reuse.

Personal Protective Equipment

Some materials that are chemical-resistant to this product are listed below. If you want more options, follow the instructions for category G on an EPA chemical resistance category selection chart.

Applicators and other handlers must wear:

Long-sleeved shirt and long pants; chemical-resistant gloves, such as barrier laminate, butyl rubber ≥14 mils, nitrile rubber ≥14 mils, or Viton® ≥14 mils; shoes plus socks; protective eyewear (goggles, face shield or safety glasses).

6
19

Discard clothing and other absorbent materials that have been drenched or heavily contaminated with this product's concentrate. Do not reuse them. Follow manufacturer's instructions for cleaning/maintaining PPE. If no such instructions for washables, use detergent and hot water. Keep and wash PPE separately from other laundry. After each day of use, clothing or PPE must not be reused until it has been cleaned.

Engineering control statement:

When handlers use enclosed cabs, or aircraft in a manner that meets the requirements listed in the Worker Protection Standard (WPS) for agricultural pesticides [(40 CFR 170.40(d)(4-6)], the handler PPE requirements may be reduced or modified as specified in the WPS.

USER SAFETY RECOMMENDATIONS

Users should:

- Wash hands before eating, drinking, chewing gum, using tobacco or using the toilet.
- Remove clothing immediately if pesticide gets inside. Then wash thoroughly and put on clean clothing.

ENVIRONMENTAL HAZARDS

This pesticide is toxic to fish and aquatic invertebrates. For terrestrial uses, do not apply directly to water or to areas where surface water is present or to intertidal areas below the mean high water mark. Do not apply when weather conditions favor runoff or drift. Do not contaminate arable land and/or water when disposing of equipment washwaters.

STORAGE AND DISPOSAL

Do not contaminate water, food or feed by storage or disposal. Do not store over 100°F or below 10°F.

PESTICIDE DISPOSAL: Pesticide wastes are toxic. Improper disposal of excess pesticide, spray mixture, or rinsate is a violation of Federal law. If these wastes cannot be disposed of by use according to label instructions, contact your State Pesticide or Environmental Control Agency, or the hazardous waste representative at the nearest EPA Regional Office for guidance.

CONTAINER DISPOSAL: Non-refillable container. Do not reuse or refill this container. Offer for recycling, if available. Triple rinse container (or equivalent) promptly after emptying. Triple rinse as follows: Empty the remaining contents into application equipment or a mix tank and drain for 10 seconds after the flow begins to drip. Fill the container 1/4 full with water and recap. Shake for 10 seconds. Pour rinsate into application equipment or a mix tank or store rinsate for later use or disposal. Drain for 10 seconds after the flow begins to drip. Repeat this procedure two more times. Then puncture and dispose of in a sanitary landfill, or incineration, or, if allowed by state and local authorities, by burning. If burned, stay out of smoke.

GENERAL INFORMATION

Whip® 360 Herbicide is a water emulsion formulation for use in the selective postemergence control of annual and perennial grass weeds in soybeans, rice and acreage conservation reserve (set-aside). Regarding the use of Whip® 360 on rice in California please follow the separate use directions **for use in California only**. Thorough spray coverage of emerged grasses is important. Visible effects begin as a general chlorosis (yellowing) followed by death of the weed. Visible injury of the grasses is evident approximately 4-10 days after application (dependent upon environmental conditions); but complete kill of the target grass will take 12-21 days.

Since many grass crops, including sorghum and corn, are sensitive to Whip® 360 Herbicide, avoid all direct or indirect contact to neighboring fields.

Whip® 360 Herbicide does not control broadleaf weeds or sedges.

CHEMIGATION

DO NOT apply this product through any type of irrigation system.

DIRECTIONS FOR USE

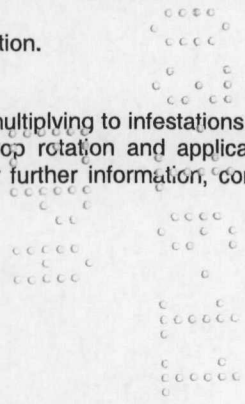
It is a violation of Federal law to use this product in a manner inconsistent with its labeling.

Do not apply until you have read the entire label. Do not apply this product in a way that will contact workers or other persons, either directly or through drift. Only protected handlers may be in the area during application.

For any requirements specific to your State or Tribe, consult the agency responsible for pesticide regulation.

INFORMATION ON HERBICIDE TOLERANT WEEDS

Repeated use of the same herbicide or related herbicides may result in rare, naturally tolerant weeds multiplying to infestations that will affect yields. In areas with consistent use of the same herbicide or herbicide mode of action, crop rotation and applications of alternative herbicide families are encouraged to prevent and/or reduce annual grass tolerance. For further information, contact an Bayer CropScience representative or your local state extension services.



AGRICULTURAL USE REQUIREMENTS

Use this product only in accordance with its labeling and with the Worker Protection Standard, 40 CFR part 170. This Standard contains requirements for the protection of agricultural workers on farms, forests, nurseries and greenhouses and handlers of agricultural pesticides. It contains requirements for training, decontamination, notification and emergency assistance. It also contains specific instructions and exceptions pertaining to the statements on this label about personal protective equipment (PPE) and restricted-entry intervals. The requirements in this box only apply to uses of this product that are covered by the Worker Protection Standard.

Do not enter or allow worker entry into treated areas during the restricted-entry interval (REI) of 24 hours.

PPE required for early entry to treated areas that is permitted under the Worker Protection Standard and that involves contact with anything that has been treated, such as plants, soil, or water, is: coveralls; chemical-resistant gloves, such as barrier laminate, butyl rubber ≥14 mils, nitrile rubber ≥14 mils, or Viton ≥14 mils; shoes plus socks; protective eyewear.

NON-AGRICULTURAL USE REQUIREMENTS

The requirements in this box apply to uses of this product that are NOT within the scope of the Worker Protection Standard for agricultural pesticides (40 CFR Part 170). The WPS applies when this product is used to produce agricultural plants on farms, forests, nurseries, or greenhouses. The Acreage Conservation Reserve (set-aside) is not within the scope of the WPS.

RICE

Rice is tolerant to postemergence applications of Whip® 360 Herbicide from the 4 leaf stage to the late tillering stage of rice development. See "Use Precautions for Rice" section, Note 16 to determine the rice varieties to which this product may be applied. Apply only to those varieties listed. Always plant high quality seed in order to obtain uniform germination and a good rice stand. Postemergence applications may result in temporary rice injury that appears as leaf chlorosis and stunting. The rice will normally recover from these symptoms in two to four weeks.

Use instructions, particularly water management, must be followed to minimize rice injury. Read and follow all label directions carefully.

THE FOLLOWING USE DIRECTIONS AND INFORMATION APPLY TO USE IN ARKANSAS, LOUISIANA, MISSISSIPPI, MISSOURI AND TEXAS ONLY

ENVIRONMENTAL INTERACTIONS OF WHIP® 360 HERBICIDE ON RICE:

Whip® 360 Herbicide is absorbed into the rice plant and then metabolized into an inactive components over a period of three to five days. This metabolism process is associated with rice plant growth. If daily minimum temperatures fall below 65° F and/or rainy, foggy, cloudy or inclement weather persists, the growth and metabolism rate of the rice plant are reduced. In such situations, the ability of the rice plant to metabolize the Whip® 360 Herbicide is decreased and could result in injury to the rice plant. To help prevent possible environmental/rice injury interactions, the following precautions should be taken.

1. When the daily minimum temperature is below 65° F or is predicted to be below 65°F for three consecutive days, do not apply Whip® 360 Herbicide. If grass pressure and stage of growth dictate that an application be made, then tank mix Whip® 360 Herbicide at 0.7 pint per acre with Basagran® Herbicide at 1.5 pints per acre; however, rice injury may occur under these cool conditions. This cool season tank mix should not be applied if the annual grasses are larger than the four leaf stage of growth or if the relative humidity is below 50%.
2. For applying the paddy flood, See "Water Management - Important Instructions" section 2.B.

APPLICATION INFORMATION:

Rice fields should be as level as possible and free of large clods to obtain uniform germination of rice and grass weeds and to insure uniform flood levels. If necessary, fields may be flushed prior to treatment. If fields are flushed prior to treatment, flush in sufficient time so that the rice and grass are actively growing at time of treatment. But allow sufficient time for water to drain from the paddy before the Whip® 360 Herbicide application.

Do not apply Whip® 360 Herbicide within 14 days following the activation of fertilizer or within 3 days prior to a fertilizer application.

A. Ground Application: Refer to the *Rate and Grass Recommendation Chart* for proper application rates. Whip® 360 Herbicide should be applied in a minimum of 10 gallons of water per broadcast acre. Flat fan or hollow cone nozzles are recommended. Use a minimum pressure of 40 psi. Under dense weed/crop canopies, increase the spray pressure to 50 psi so that thorough spray coverage will be obtained.

B. Air Application: Apply aerially using a minimum of 10 gallons of water per broadcast acre. It is recommended to increase the gallonage to obtain thorough coverage when a dense weed canopy is present. Uniform spray coverage is essential when using aircraft and is achieved by the use of a spray droplet size ranging from 150 to 300 microns. A hydraulic boom-nozzle system that will apply 10 gallons of water per acre with a minimum pressure of 20 psi is recommended. Best results are obtained with D-8 nozzles. DO NOT USE raindrop nozzles. Aerial applications with this product should be made at a height which provides the most effective swath width for the aircraft, but no lower than 10 feet from the rice crop.

DO NOT APPLY by aircraft when wind speeds exceed 8 mph. Avoid all direct or indirect contact to neighboring fields.

Special Notes for Aerial Application:

1. Thoroughly clean mixing vat and airplane by rinsing with clean water before Whip® 360 Herbicide is added.
2. It is important to calibrate the spray equipment before applying Whip® 360 Herbicide.
3. A flow meter is recommended to obtain proper water volume (gpa).

TIMING OF APPLICATION:

PREFLOOD

When recommended water management practices are followed (see "Water Management - Important Instructions" section), optimal conditions for controlling grass usually occur when the rice is in the 4-leaf to late tillering stage of development (but prior to panicle initiation). However, applications should be made following the *Rate and Grass Recommendation Chart for Rice*.

Rate and Grass Recommendation Chart for Rice

Grass Species	Amount of Whip® 360 Per Acre (pints) Relative to Stage of Annual Grass Weeds		
	1 to 3 leaf or 1" to 4"	3 leaf to 2 tiller or 4" to 10"	>2 tiller or >10"
Sprangletop(<i>Leptochloa</i> spp.)			
Barnyardgrass, watergrass..... (<i>Echinochloa crusgalli</i>)			
Broadleaf signalgrass..... (<i>Brachiaria platyphylla</i>)			0.7 pt/A
Goosegrass..... (<i>Eleusine indica</i>)	0.7 pt/A	0.8 pt/A	to
Jungle rice..... (<i>Echinochloa colonum</i>)			1.0 pt/A
Crabgrass..... (<i>Digitaria</i> spp.)			
Johnsongrass (10"-15")..... (<i>Sorghum halepense</i>)			
Giant foxtail (<i>Setaria faberii</i>)			
Fall panicum..... (<i>Panicum dichotomiflorum</i>)			
Red Rice* <i>Oryza sativa</i>	0.7 – 1.0 pt/A	NOT RECOMMENDED	

*For suppression or Red Rice, apply Whip® 360 Herbicide at 0.7-1.0 pt/A when the Red Rice is in the 4-leaf growth stage.

WATER MANAGEMENT - IMPORTANT INSTRUCTIONS

The following paddy flood program must be used:

PREFLOOD:

1. Rice fields must be level. If desirable, fields may be flushed prior to treatment. To expose existing grasses, allow sufficient time for water to drain from the field before the Whip® 360 Herbicide application.
2. When to apply the paddy flood:
 - A. When the daily minimum temperature is above 65° F:
 - (1) When the rice is less than 8 inches in height, do not flood fields for at least 7 days after the Whip® 360 Herbicide application.
 - (2) When the rice is greater than 8 inches in height, the fields can be flooded in 4-5 days following the application.
 - B. When the daily minimum temperature is below 65° F:

Delay flushing or flooding the rice for 7 days after the daily minimum temperature returns to 65° F or above and the rice is actively growing.

3. The water depth (flush or flood) should not exceed 25% of the rice height for 21 days after the Whip® 360 Herbicide application. A deep flood can be applied anytime after 21 days following treatment.

Post-Flood: Salvage Suppression Programs

Whip® 360 Herbicide will **suppress** annual grasses after the second tiller stage and Johnsongrass at the 10 to 15 inch stage when applied at the rate of 0.7 to 1 pt. per acre post-flood. For post-flood applications the rice plants should have at least two tillers and the water level should cover no more than 25% of the annual grass foliage. The flood may be increased to a normal depth 2 to 3 days after the application. Thorough spray coverage is essential.

For dense stands of barnyardgrass (watergrass), follow the Whip® 360 Herbicide application in 7 to 10 days with Ordram®15G. Follow the Ordram® 15G label for directions of use.

CONTROL OF OTHER WEEDS:

Tank Mix Recommendations for Rice:

Sequential applications may be necessary if the growth stage of the grasses and broadleaf weeds are not within the tank mix label recommendations at the same time. When making sequential applications of rice herbicides other than Basagran®, Bolero® or Prowl®, apply 6 days before or 6 days after the application of Whip® 360 Herbicide.

In preflush applications, a new flush of broadleaf and grass weeds may occur under certain environmental conditions before the field receives permanent flood 5-7 days later and additional herbicide applications may be required. DO NOT make a second application of Whip® 360 Herbicide within 14 days of the first application.

Tank Mix with Basagran® Herbicide

The Whip® 360 Herbicide rates for tank mixes with Basagran® are 0.8 pints per acre, when the annual grass weeds are 1 to 3 leaf (1 - 4 inches) and 1.0 pint per acre when the annual grass weeds are 4 leaf to 1 tiller (4 - 8 inches). Apply Basagran® Herbicide at a rate of 1.5 pints per acre in this tank mix. Do not tank mix Whip® 360 Herbicide and Basagran® when the annual grass weeds have developed more than 1 tiller or if the weeds are under drought stress or if the relative humidity is below 50% as grass control may be reduced.

Tank Mix with Bolero® Herbicide

A tank mix of Whip® 360 Herbicide and Bolero® Herbicide can be used for the control of annual grass and aquatic weed species. Apply 0.8 pint per acre of Whip® 360 Herbicide with Bolero®. Follow the Directions for Use on the Bolero® Herbicide label. Do not apply this tank mixture when annual grass weeds have developed more than 1 tiller or if the weeds are under drought stress as grass control will be reduced. Do not apply to stressed rice.

Tank Mix with Prowl® Herbicide

Use a tank mix of Whip® 360 Herbicide and Prowl® 4E Herbicide for postemergence and residual control of annual grass species listed on this label. Apply 0.8-1.0 pint per acre of Whip® 360 Herbicide with Prowl® 4E Herbicide. Follow the Directions for Use on the Prowl® Herbicide label. Do not apply this tank mixture when annual grass weeds have developed more than 1 tiller or if the weeds are drought stressed as grass control will be reduced.

MIXING INSTRUCTIONS:

ALWAYS clean spray system thoroughly with clean water before and after any pesticide application.

Fill the spray tank half full with water while the agitator is running. Add the recommended amount of Whip® 360 Herbicide followed by the appropriate amount of the tank mix component. Then add the remaining amount of water.

USE PRECAUTIONS FOR RICE:

1. DO NOT add a crop oil concentrate to the spray solution when treating rice as rice injury may occur.
2. Rainfall within one hour of an application may reduce the grass control.
3. DO NOT make more than two applications of Whip® 360 Herbicide per growing season and do not apply more than 2.0 pints per acre per growing season.
4. DO NOT make a second application of Whip® 360 Herbicide within 14 days of the first application.
5. Whip® 360 Herbicide should be applied only from the 4-leaf stage to the late tillering stage of the rice development. DO NOT apply after panicle initiation.
6. DO NOT graze or feed rice straw to livestock.
7. DO NOT plant any rotational crop in a Whip® 360 Herbicide treated field for 30 days after application.
8. DO NOT apply Whip® 360 Herbicide in areas where catfish and crayfish are commercially cultured.
9. DO NOT use rice irrigation water to irrigate crops not registered for use with Whip® 360 Herbicide within 14 days of the last application of this product.
10. DO NOT apply Whip® 360 Herbicide within 65 days of harvesting rice.
11. DO NOT apply Whip® 360 Herbicide within 14 days **following** the activation of fertilizer or within 3 days **prior to** a fertilizer application.
12. Applications of Whip® 360 Herbicide made during periods of low humidity (below 50%) or to grasses under drought stress may result in reduced control.
13. DO NOT tank mix Whip® 360 Herbicide with Blazer® Herbicide, propanil herbicides, Ordram® Herbicide, phenoxy herbicides or liquid fertilizers.
14. DO NOT apply Whip® 360 Herbicide within 7 days following a Furdan® application or within 48 hours of an application of methyl parathion.
15. Do not apply Whip® 360 Herbicide to aromatic, medium and short grain rice varieties.
16. Application of Whip® 360 Herbicide to soils with high alkalinity or salinity content may result in rice injury.

THE FOLLOWING USE DIRECTION AND INFORMATION APPLIES TO THE

USE OF WHIP® 360 IN CALIFORNIA ONLY

ENVIRONMENTAL INTERACTIONS OF WHIP® 360 HERBICIDE ON RICE:

Whip® 360 Herbicide is absorbed into the rice plant and then metabolized into inactive components over a period of 3 to 5 days. If daily temperatures fall below 65 °F and/or rainy, foggy, cloudy, or inclement weather persists, the growth and metabolism rates of the rice plant are reduced. In such environments, the ability of the rice plant to metabolize the Whip® 360 Herbicide is decreased which could result in injury to the rice plant. To help prevent possible environmental/rice injury interactions, the following precaution should be taken.

1. When the average daily temperature is below 65°F, or is predicted to be below 65°F for 3 consecutive days, do not apply Whip® 360 Herbicide.

APPLICATION INFORMATION

Gramineous crops, such as corn and sorghum, are extremely sensitive and drift onto these crops must be avoided.

A. AIR APPLICATION: Apply aerially using a minimum of 10 gallons of water per broadcast acre. It is recommended to increase the water gallonage above the aforementioned 10 gallons per broadcast acre minimum when weed populations are high and/or when the rice and weed stage of growth has increased sufficiently to make adequate coverage of the weeds unlikely when applying the minimum suggested gallonage. Thorough and uniform spray coverage of emerged weeds is essential in order to obtain satisfactory control. Such coverage is best achieved by the use of a spray droplet size ranging from 150 to 300 microns. A hydraulic boom-nozzle system that will apply 10 gallons of water per acre with a minimum pressure of 20 pounds per square inch is recommended. Best results are obtained with D-8 nozzles. **DO NOT USE** raindrop nozzles. To obtain particle size distribution, it is necessary to orientate nozzles to at least 45° down and back or include a swirl core within the nozzle body. Aerial applications with this product should be made at a height which provides the most effective swath width for the aircraft and yet provides the recommended rates given on this label and uniform application; however, do not fly below 10 feet above the canopy.

DO NOT APPLY by aircraft when wind speeds exceed 8 mph. Avoid all direct or indirect contact to neighboring fields.

Special Notes:

1. Thoroughly clean mixing vat and airplane by rinsing with clean water before Whip® 360 Herbicide is added.
2. It is important to calibrate the spray equipment with Whip® 360 Herbicide in the spray solution. The spray swath width and total volume per acre may vary when compared to other herbicides used in rice culture.
3. A flow meter is recommended to obtain proper water volume (gpa).


B. Ground Application: Apply in a minimum of 10 gallons of water per broadcast acre. Flat fan or hollow cone nozzles are recommended. Use a minimum pressure of 40 PSI. Under dense weed/crop canopies, high spray pressure and increased gallonage is very important in obtaining thorough coverage.

To insure thorough coverage and to avoid drift, DO NOT APPLY when the wind speed exceeds 8 mph.

TIMING OF APPLICATION

When recommended water management practices are followed (see Water Management section), optimal conditions for controlling grass weeds usually occur when the rice is in the early to late tillering stage of development (but prior to panicle initiation). Applications should be made in accordance with the following procedure and Rate Recommendation Tables.

To determine the correct rate per acre to be applied to obtain satisfactory weed control, use either the rice stage of growth or the days after planting method. Utilize the rice stage of growth method unless cultural practices or weed density minimize the number of tillers developing on the rice. In such cases, use the days after planting method for rate selection.



RATE RECOMMENDATION TABLES FOR THE CONTROL OF WATERGRASS (*ECHINOCHLOA* SPP.) AND SPRANGLETOP (*LEPTOCHLOA* SPP.)

APPLICATION RATE ACCORDING TO RICE STAGE OF GROWTH

APPLICATION RATE ACCORDING TO DAYS AFTER PLANTING RICE

Rice Stage of Growth	Application rate (pints/acre)
1-2 tiller ¹	0.6 - 0.7
2-4 tiller	0.7 - 0.8
4 tiller to panicle initiation ²	0.8 - 1.0

Days After Planting Rice	Application rate (pints/acre)
28 - 40	0.6 - 0.7
35 - 45	0.7 - 0.8
45 - 55 (panicle initiation variety dependent)	0.8 - 1.0

Apply the higher rate within the rate range when the majority of rice plants in the field to be treated with Whip® 360 Herbicide are at the top end of the growth stage for that rate range. **EXAMPLE:** If the majority of the rice plants are at the 2 tiller stage of growth, then apply the 0.7 pint per acre rate. If the majority of the rice plants are at the 1 tiller stage of growth, then the 0.6 pint per acre rate may be applied.

- 1 Do not apply before all rice plants have a minimum of one (1) tiller.
- 2 Applications must be made prior to rice panicle initiation to avoid potential crop injury. Applications made following rice panicle initiation may result in crop injury and associated yield reduction.

FOR THE CONTROL OF SPRANGLETOP (*LEPTOCHLOA* SPP.) AND WATERGRASS (*ECHINOCHLOA* SPP.)

For the control of sprangletop, applications should be made prior to the emergence of the sprangletop panicle. Applications made following sprangletop panicle emergence may result in regrowth.

For the control of sprangletop and watergrass, thorough coverage of these weeds is critically important if optimum results are to be achieved. Sprangletop and watergrass may not be controlled if they are sheltered by rice or other weeds and do not receive thorough coverage. **Applications to dense stands of sprangletop or watergrass or large sprangletop plants or watergrass plants (3 tillers or more) may make adequate coverage difficult to achieve. Suppression of larger (3 tillers of more) or partially covered weeds may be expected, with regrowth possible.** Under these conditions, increasing the application rate to the maximum allowed for the existing rice stage of growth, while at the same time increasing the number of gallons of water applied per acre to 15 to 20 gallons per acre is recommended.

Escaped weeds may be retreated with Whip® 360 Herbicide, however, do not make a second application of Whip® 360 Herbicide before 14 days after the first application. Do not apply more than 2.0 pints per acre per growing season.

Drilled Rice

Apply Whip® 360 Herbicide at 0.7 - 0.8 pts per acre 5-7 days prior to establishing the permanent flood. See table and explanation above for rate selection. Do not apply when the daily temperature is, or is predicted to fall below 65 F for 3 consecutive days. Do not apply for at least 14 days following fertilizer activation. Refer to aerial and ground application requirements.

WATER MANAGEMENT

A sufficient portion of the grass weeds must be exposed to Whip® 360 Herbicide for satisfactory control to be achieved. Therefore, if necessary, lower or allow water to recede so that at least 70% of the grass weed foliage is above the water level. Do not increase the water level for at least 3 days following the application of Whip® 360 Herbicide. A shallow flood (being no deeper than 50% of the height of the rice) may be slowly brought onto the field following this period. Flood depth may be increased to a height greater than 50% of the height of the rice after an interval of 17 days following application.

Rice in areas of unusually deep water (inlet checks or low areas within a field) may experience injury following a Whip® 360 Herbicide application. If possible, lower the water so these areas are under a shallow flood (no deeper than 50% of the height of the rice) for an interval of 17 days following application.

USE PRECAUTIONS FOR RICE:

- 1 DO NOT add a crop oil concentrate to the spray solution when treating rice as rice injury may occur. A non-ionic surfactant (1-2 pts/A) or an organo silicone surfactant (3-4 oz/100 gal of solution) may be used when weed and crop density makes coverage difficult to achieve.
- 2 Rainfall within 1 hour after application may reduce grass weed control.
- 3 DO NOT make more than 2 applications of Whip® 360 Herbicide per growing season. Do not make a second application of Whip® 360 Herbicide within 14 days of the first application. Do not apply more than 2.0 pints per acre per growing season.
- 4 Whip® 360 Herbicide may be applied during the period of rice tiller development up to panicle initiation. Do not apply after panicle initiation.

12
19

5. ALWAYS clean spray system thoroughly before and after any pesticide application. Avoid using any water that is contaminated with other pesticides.
6. DO NOT graze or feed rice straw to livestock.
7. DO NOT plant any rotational crop in a Whip® 360 Herbicide treated field for 30 days after application.
8. DO NOT apply Whip® 360 Herbicide in areas where catfish and crayfish are commercially cultivated.
9. DO NOT use rice irrigation water to irrigate a crop which is not registered for use with Whip® 360 Herbicide within 14 days of the last application of this product.
10. DO NOT apply Whip® 360 Herbicide less than 80 days before harvesting rice.
11. DO NOT apply Whip® 360 Herbicide for at least 14 days following the activation of fertilizer.
12. Applications of Whip® 360 Herbicide to grass weeds under drought stress may result in reduced control.
13. DO NOT apply Whip® 360 Herbicide within 7 days following a Furadan® application.
14. Do not apply Whip® 360 Herbicide within 5 days (before or after) of a phenoxy herbicide application.
15. Do not apply to large seeded watergrass (rice mimic) in the Princeton area of California.

SOYBEANS

APPLICATION INFORMATION:


Ground Application: Broadcast - Refer to the Rate and Grass Weed Recommendation Chart for proper application rates. Whip® 360 Herbicide should be applied in a minimum of 10 gallons of water per broadcast acre. Flat fan or hollow cone nozzles are recommended. Use a minimum pressure of 40 pounds per square inch. Under dense weed/crop canopies, high spray pressure is very important for obtaining thorough coverage; therefore, use higher spray pressure under these conditions. **Spot Treatment** - Whip® 360 Herbicide may be applied for the control of grass weeds through knapsack sprayers or high-volume equipment utilizing handguns or other suitable nozzle arrangements in a 0.89% v/v solution with water (e.g., 1 quart per 28 gallons of water). Apply to actively growing grass weeds. Apply to the foliage of grass weeds on a spray-to-wet basis. DO NOT spray to the point of runoff. The spray gallonage should not exceed 25 gallons per acre. Spray coverage should be uniform and complete.

Air Application: Whip® 360 Herbicide should be applied in a minimum of 5 gallons of water per broadcast acre. To get uniform spray coverage, use nozzles to provide 150-300 micron size droplets. DO NOT USE raindrop nozzles. Aerial applications with this product should be made at a height which provides the most effective swath width for the aircraft and yet provides uniform application of recommended rates.

DO NOT APPLY by aircraft when wind speeds exceed 8 mph. Avoid all direct or indirect spray drift to neighboring fields.

TIMING OF APPLICATION:


Whip® 360 Herbicide will control grass weeds at most growth stages; but for optimum grass weed control, applications should be made during periods of rapid growth. Follow the recommendations for time of application listed on the Rate and Grass Recommendation Chart below. Earlier applications of Whip® 360 Herbicide (before all grass weeds have emerged) could result in late flushes of grass weeds in the treated area.



13
19

RATE AND GRASS WEED RECOMMENDATION CHART

Recommended Rate of Whip® 360 Herbicide			
Grass Weeds Annual Grass Weeds		Maximum Height	Maximum Height
		0.6 pt/A (9.6 fl oz/A)	0.7 pt/A (11.2 fl oz/A)
Giant foxtail	<i>(Setaria faberii)</i>	3"	6"
Green foxtail	<i>(Setaria viridis)</i>	3"	6"
Volunteer corn	<i>(Zea mays)</i>	10"	24"
Wild proso millet	<i>(Panicum miliaceum)</i>	6"	10"
Johnsongrass, seedling	<i>(Sorghum halepense)</i>	6"	12"
Wild cane/Shattercane	<i>(Sorghum bicolor)</i>	6"	12"
		1.1 pt/A (17.6 fl oz/A)	1.3 pt/A (20.8 fl oz/A)
Barnyardgrass	<i>(Echinochloa crus-galli)</i>	3"	6"
Broadleaf signalgrass	<i>(Brachiaria platphylla)</i>	3"	6"
Fall panicum	<i>(Panicum dichotomiflorum)</i>	3"	6"
Bristle foxtail	<i>(Setaria verticillata)</i>	3"	6"
Purple foxtail	<i>Setaria viridis robusta purpurea)</i>	3"	6"
Robust foxtail	<i>(Setaria viridis robusta alba)</i>	3"	6"
Sandbur	<i>(Cenchrus incertus)</i>	3"	6"
Yellow foxtail	<i>(Setaria lutescens)</i>	2"	6"



14
19

Recommended Rate of Whip® 360 Herbicide		
Grass Weeds Annual Grass Weeds	Maximum Height	Maximum Height
	1.16 pt/A (17.6 fl oz/A)	1.37 pt/A (20.8 fl oz/A)
Jungle rice (<i>Echinochloa colonum</i>)	3"	6"
Southwestern cupgrass (<i>Eriochloa gracilis</i>)	3"	6"
Sprangletop (<i>Leptochloa filiformis</i>)	3"	6"
Wild oats (<i>Avena fatua</i>)	3"	6"
Witchgrass (<i>Panicum capillare</i>)	3"	6"
Wooly cupgrass (<i>Eriochloa villosa</i>)	3"	6"
Large crabgrass (<i>Digitaria sanguinalis</i>)	2"	6"
Smooth crabgrass (<i>Digitaria ischaemum</i>)	2"	6"
Goosegrass (<i>Eleusine indica</i>)	2"	6"
Itchgrass (<i>Rottboellia exaltata</i>)	2"	6"
Texas panicum (<i>Panicum texanum</i>)	2"	6"
Wirestem muhly (<i>Muhlenbergia frondosa</i>)	2"	6"
Perennial Grass Weeds	1.1 pt/A (17.6 fl oz/A)	
Johnsongrass from rhizomes (<i>Sorghum halepense</i>)	20"	
Johnsongrass from rhizomes (<i>Sorghum halepense</i>) (Second application if needed)	0.7 pt/A (11.2 fl oz/A)	
(A timely cultivation may prevent the need for a second application.)	20"	

ADDITIVES

Annual Grass Weeds: Always add a nonphytotoxic oil concentrate or a nonionic surfactant when controlling annual grasses. The addition of nonphytotoxic oil concentrate to the spray solution at 1 quart per acre for ground applications and 1 pint per acre for aerial applications, or a nonionic surfactant at 1/4%-1/2% by volume to the spray solution will improve the herbicidal activity of Whip® 360 Herbicide on annual grass weeds. Add a nonphytotoxic oil concentrate or a once-refined vegetable oil or soybean oil concentrate containing 15%-20% approved emulsifiers. Crop oil concentrates vary in their viscosity; therefore, it is important to maintain constant agitation while the spray mixture is in the spray tank.

Rhizome Johnsongrass: DO NOT include the above additives when controlling rhizome Johnsongrass. The increased speed of foliage burn resulting from the addition of crop oil concentrate or non-ionic surfactants may reduce the translocation of Whip® 360 Herbicide to the Johnsongrass roots and rhizomes.

TANK MIX RECOMMENDATIONS FOR SOYBEANS

Whip® 360 Herbicide may be tank mixed with Basagran® Herbicide, Blazer®, Reflex® 2LC Herbicide, Pinnacle® Herbicide, Pinnacle® plus Classic® Herbicide, Pursuit® Herbicide, or Fusilade® Herbicide in a postemergence program for broader spectrum weed control in soybeans. Tank mix applications are to be used only when both the annual grass and broadleaf weeds are in the proper stage of growth as specified on each respective herbicide label. When tank mixing, always follow the use directions in accordance with the respective label. No label dosage rates should be exceeded. Best results occur when weeds are actively growing.

SPECIAL NOTE: DO NOT apply Whip® 360 Herbicide in tank mixtures with the above herbicides when the weeds are drought stressed or when the soybean plants show signs of injury or disease.

Water Volume and Spray Pressure

Ground Equipment: For the tank mix, use a minimum of 20 gallons per acre of total spray solution and a minimum pressure of 40 psi. Use standard high pressure hollow cone or flat-fan nozzles. Do not use flood nozzles.

Aerial Equipment: For tank mixes, use a minimum of 5 gallons per acre of total spray solution and a minimum pressure of 40 psi.

Mixing: Fill the spray tank half full with water while the agitator is running. Add the recommended amount of Whip® 360 Herbicide followed by the tank mix component. Then add the remaining amount of water.

Tank Mix with Basagran® Herbicide

Whip® 360 Herbicide should be applied at a rate of 1.1 to 1.4 pints per acre with Basagran® Herbicide. Follow the Directions for Use on the Basagran® label. The choice of rates of each product and additives is dependent on the weed size and weed spectrum present.

15
19

The Whip® 360 Herbicide rates for tank mixing with Basagran® Herbicide are 1.1 pint per acre when the annual grass weeds are 1 to 3 inches tall and 1.4 pints per acre when the annual grass weeds are 4 to 6 inches tall or less than 2 tillers. DO NOT use this tank mix if the annual grass weeds have developed more than 2 tillers or are larger than 6 inches tall. For the control of shattercane 6 to 12 inches tall, volunteer corn 10 to 24 inches tall and broadleaf weeds that are on the Basagran® label, tank mix Whip® 360 Herbicide at a rate of 1.1 pint per acre with Basagran®. Refer to the Basagran® Herbicide label to select the appropriate rate and additives. DO NOT use this tank mix to control rhizome Johnsongrass.

Sequential applications (instead of a tank mix application) of Whip® 360 Herbicide and Basagran® may be necessary if the stages of the grass and broadleaf weeds are not within tank mix label recommendations at the same time.

Tank Mix with Blazer® Herbicide

Whip® 360 Herbicide should be tank mixed at a rate of 1.4 pints per acre with Blazer® Herbicide. Follow the Directions for Use on the Blazer® Herbicide label. In no instances should crop oil concentrate or a surfactant be used with this tank mix. This tank mix should not be used for the control of rhizome Johnsongrass.

The stage of growth of both the annual grass weeds and the broadleaf weeds should conform to the directions on each product label. The tank mix of Whip® 360 Herbicide plus Blazer® Herbicide should not be applied after the annual grass weeds have begun tillering. Whenever the grass and broadleaf weeds are not both in the proper stage of growth according to this tank mix label, a sequential application should be utilized. When Whip® 360 Herbicide is applied first, a waiting period of 3 days is necessary before applying Blazer® Herbicide. When Blazer® is applied first, a waiting period of 7 days is necessary before applying Whip® 360 Herbicide.

SPECIAL NOTE: The mixture of Whip® 360 Herbicide plus Blazer® may only suppress velvetleaf, as additives cannot be used with this tank mix.

Tank Mix with Reflex® 2LC Herbicide

Method 1

Tank Mix Application: Whip® 360 Herbicide and Reflex® 2LC Herbicide

(Annual grasses and broadleaf weeds are at the proper stage of growth for treatment as per the respective labels.)

A tank mix of Whip® 360 Herbicide and Reflex® 2LC Herbicide may be applied at the recommended rates and growth stages to susceptible annual grass and broadleaf weed species in a manner consistent with respective labels. Whip® 360 Herbicide should be applied at a rate of 1.1 - 1.4 pints per acre with Reflex® 2LC Herbicide. The choice of rates for Reflex® 2LC Herbicide is dependent on the weed size, weed spectrum and geographical locations. Refer to the Reflex® 2LC Herbicide label for specific rates, geographical restrictions and for a list of weeds controlled. The choice of rates for Whip® 360 Herbicide is dependent on the weed size and weed spectrum present. The Whip® 360 Herbicide rate for tank mixing with Reflex® 2LC Herbicide is 1.1 pints per acre when annual grass weeds are 1-3 inches tall and 1.4 pints per acre when annual grass weeds are 4-6 inches tall or less than 2 tillers. For the control of shattercane 6-12 inches tall, tank mix Whip® 360 Herbicide at a rate of 1.1 pints per acre with Reflex® 2LC Herbicide.

Use crop oil concentrate in the tank mix at 1% v/v (1 quart per 25 gallons of spray solution.)

- DO NOT use this tank mix if perennial grasses such as rhizome Johnsongrass are the predominant grass species to be controlled.
- DO NOT use this tank mix if the annual grass weeds have developed more than 2 tillers or are larger than 6 inches tall, as reduced annual grass weed control will occur.

Method 2

Sequential Application: Whip® 360 Herbicide followed by Reflex® 2LC Herbicide

(Annual and/or perennial grass weeds are at the proper growth stage for treatment, prior to broadleaf weed treatment.)

Apply Whip® 360 Herbicide to annual and/or perennial grass weeds at the recommended rate and growth stage listed on this label.

When treating annual grass weeds, allow at least 3 days and when treating perennial grass weeds allow at least 5 days to elapse prior to a Reflex® 2LC Herbicide application. After the appropriate time interval has elapsed, apply Reflex® 2LC Herbicide with an approved adjuvant to actively growing weeds at the recommended rate and growth stage. Refer to the Reflex® label for specific rates, geographical restrictions and for a list of weeds controlled.

Method 3

Sequential Application: Reflex® 2LC Herbicide followed by Whip® 360 Herbicide

(Broadleaf weeds are at the proper growth stage for treatment, prior to annual and/or perennial grass weed treatment.)

Apply Reflex® 2LC Herbicide with an approved adjuvant to susceptible broadleaf weeds at the recommended rate and growth stage listed on the Reflex® 2LC Herbicide label. Refer to the Reflex® 2LC Herbicide label for specific rates, geographical restrictions and for a list of weeds controlled.

A sequential application of Whip® 360 Herbicide may be made following a Reflex® 2LC Herbicide application when annual or perennial grass weeds resume active growth indicated by the development of a new leaf. Follow the recommended rates and growth stages listed on the Whip® 360 Herbicide label.

SPECIAL NOTE: Tank mix applications can result in an increase in crop injury as compared to either product used alone.

16
19

Tank Mix with Pinnacle® Herbicide


Whip® 360 Herbicide may be tank mixed with Pinnacle® Herbicide for broader spectrum weed control. The application rate for Pinnacle® Herbicide is 0.25 ounce per acre. Refer to the rate chart below for the Whip® 360 Herbicide use rates. This tank mix application should be made to grasses in the 2-leaf to 2-tiller stage of growth. Sequential applications may be necessary if the stages of growth of the grass and broadleaf weeds are not within the recommended timing of application. It is recommended that a non-ionic surfactant at a rate of 0.125-0.250% v/v be added to this tank mix. DO NOT add crop oil concentrate. Refer to the Pinnacle® Herbicide label for additional information.

Species		Whip® 360 Herbicide Rates (Pt/A)
		When Tank Mixed with Pinnacle® (0.25 oz.)
Giant foxtail	(<i>Setaria faberii</i>)	0.8
Volunteer corn	(<i>Zea mays</i>)	0.8
Seedling Johnsongrass	(<i>Sorghum halepense</i>)	0.8
Green foxtail	(<i>Setaria viridis</i>)	0.8
Wild proso millet	(<i>Panicum miliaceum</i>)	1.0
Shattercane	(<i>Sorghum bicolor</i>)	1.0
Barnyardgrass	(<i>Echinochloa crus-galli</i>)	1.0
Wooly cupgrass	(<i>Eriochloa villosa</i>)	1.0
Yellow foxtail	(<i>Setaria lutescens</i>)	1.0

Tank Mix with Pinnacle® Herbicide Plus Classic® Herbicide

Whip® 360 Herbicide may be tank mixed with Pinnacle® Herbicide plus Classic® Herbicide for broader spectrum weed control. The application rate for Pinnacle® Herbicide is 0.25 ounce per acre plus Classic® Herbicide at 0.25 ounce per acre. Refer to the rate chart below for the Whip® 360 Herbicide use rates. This tank mix application should be made to grass weeds in the 2-leaf to 2-tiller stage of growth. Sequential applications may be necessary if the stages of growth of the grass and broadleaf weeds are not within the recommended timing of application. Refer to the Pinnacle® Herbicide and Classic® Herbicide labels for use directions.

Species		Whip® 360 Herbicide Rates (Pt/A)
		When Tank Mixed with Pinnacle® plus Classic® (0.25 + 0.25 oz.)
Giant foxtail	(<i>Setaria faberii</i>)	1.1
Volunteer corn	(<i>Zea mays</i>)	1.1
Seedling Johnsongrass	(<i>Sorghum halepense</i>)	1.1
Green foxtail	(<i>Setaria viridis</i>)	1.1
Wild proso millet	(<i>Panicum miliaceum</i>)	1.3
Shattercane	(<i>Sorghum bicolor</i>)	1.3
Barnyardgrass	(<i>Echinochloa crus-galli</i>)	1.4
Wooly cupgrass	(<i>Eriochloa villosa</i>)	1.4
Yellow foxtail	(<i>Setaria lutescens</i>)	1.4



17
19

Tank Mix with Pursuit® Herbicide

A tank mix of Whip® 360 Herbicide and Pursuit® Herbicide may be applied for annual grass and broadleaf weed control in soybeans. The recommended rate for Pursuit® Herbicide is 4 ounces/acre when the broadleaf weeds are actively growing and before they exceed a height of 3 inches. Refer to the following rate chart for the Whip® 360 Herbicide rates recommended for this tank mix. It is recommended that an EPA approved non ionic surfactant at a rate of 0.25% v/v be added to this tank mix.

Whip® 360 Herbicide Rate When Tank Mixed with Pursuit® Herbicide				
Species	Stage of Growth	Pt/A	Fl Oz./A	
Giant foxtail <i>(Setaria faberii)</i>	3-6"	0.7	11.2	
Volunteer corn <i>(Zea mays)</i>	2-24"	0.7	11.2	
Wild proso millet <i>(Panicum miliaceum)</i>	5-10"	0.7	11.2	
Seedling Johnsongrass <i>(Sorghum halepense)</i>	2-10"	0.7	11.2	
Shattercane <i>(Sorghum bicolor)</i>	4-12"	0.7	11.2	
Green foxtail <i>(Setaria viridis)</i>	3-6"	0.9	14.4	
Barnyardgrass <i>(Echinochloa crus-galli)</i>	3-6"	1.1	17.6	
Wild oats <i>(Avena fatua)</i>	3-6"	1.4	22.4	
Wirestem muhly <i>(Muhlenbergia frondosa)</i>	3-6"	1.4	22.4	

When the annual grass weed species and the broadleaf weeds are not in the proper growth stage for this tank mix treatment, a sequential application of Whip® 360 Herbicide and Pursuit® Herbicide is recommended.

Tank Mix with Fusilade® 2000 Herbicide

For improved control of Johnsongrass and/or annual grass weeds, Whip® 360 Herbicide may be tank mixed with Fusilade® 2000 Herbicide. When rhizome Johnsongrass is the predominant grass weed, Whip® 360 Herbicide should be applied at a rate of 8.2 fluid ounces per acre and Fusilade® at 12.0 fluid ounces per acre. When annual grass weeds are the predominant grass weeds, Whip® 360 Herbicide should be applied at a rate of 9.8 fluid ounces per acre and Fusilade® 2000 at 9.6 fluid ounces per acre. Tank mix applications are to be used only if both annual grass and rhizome Johnsongrass are at the proper stage of growth as specified on each respective label.

For all ground applications, use crop oil concentrate in the tank mix at 1% v/v (1 quart per 25 gallons of spray solution) or a non-ionic surfactant at 1/4%-1/2% v/v. For aerial applications, use crop oil concentrate at 1 pint per acre.

The tank mix of Whip® 360 Herbicide plus Fusilade® 2000 Herbicide may be applied in combination with Reflex® 2LC, Basagran®, or Blazer® herbicides as described on this and the Fusilade® 2000 Herbicide labels. If there are any differences in labeling, the most restrictive labeling applies. DO NOT tank mix with Reflex® 2LC, Basagran®, or Blazer® when rhizome Johnsongrass is the predominant grass weed problem.

USE PRECAUTIONS FOR SOYBEANS

1. Annual ryegrass (*Lolium spp.*), quackgrass (*Agropyron repens*) and Bermudagrass (*Cynodon dactylon*) are not controlled by Whip® 360 Herbicide.
2. Rainfall within one hour of an application may cause a reduction in grass control.
3. If a new flush of grass weeds occur, either a timely cultivation or a second application of Whip® 360 Herbicide may be necessary. DO NOT make more than two applications of Whip® 360 Herbicide per growing season and DO NOT apply more than 1.8 pints per acre per growing season.
4. DO NOT cultivate within four days before or after a Whip® 360 Herbicide application.
5. ALWAYS clean sprayer thoroughly before and after any pesticide application.
6. As a spot treatment, apply Whip® 360 Herbicide in a 0.89% v/v solution with water (e.g., 1 quart per 22 gallons of water). (See instructions for use in the Ground Application section.)
7. Whip® 360 Herbicide should not be applied after the bloom stage of soybeans.
8. DO NOT graze or feed treated forage, hay, straw, or vines.
9. Application of Whip® 360 Herbicide to grass weeds under stress (e.g., drought) may result in reduced control.
10. DO NOT plant any rotational crop in a Whip® 360 Herbicide treated field for 30 days after application.

18
19


11. The period between last application and harvest should not be less than 90 days.
12. DO NOT apply this product through any irrigation system.
13. The application of any pesticide (other than those listed on this label) made within 7 days of the Whip® 360 Herbicide application causing stress to the target grass may reduce the effectiveness of the Whip® 360 Herbicide application.
14. Read and follow restrictions and limitations on the Basagran® Herbicide, Reflex® 2LC Herbicide, Blazer®, Pinnacle® Herbicide, Classic® Herbicide, Pursuit® Herbicide and Fusilade® 2000 Herbicide labels as applicable. The most restrictive labeling will dictate the tank mix use.

ACREAGE CONSERVATION RESERVE (SET-ASIDE)

Whip® 360 Herbicide may be used to control annual grass weeds in acreage conservation reserve (set-aside) acres. This acreage is often seeded to the following cover crops: clover, alfalfa, tall fescue, bromegrass and ryegrass. Special note: Timothy and orchardgrass are sensitive to Whip® 360 Herbicide. The cover crops listed above have excellent tolerance to Whip® 360 Herbicide at 12 - 16 fluid ounces per acre. Select the proper rate from the Rate and Grass Weed Control Recommendation Chart found in the Soybean Section of this label.

USE PRECAUTIONS FOR ACREAGE CONSERVATION RESERVE:

1. DO NOT harvest or graze cover crops treated with Whip® 360 Herbicide.
2. DO NOT apply to cover crops such as oats, sorghum, sudangrass and Timothy as injury may occur.



19
19

IMPORTANT: READ BEFORE USE

Read the entire Directions for Use, Conditions, Disclaimer of Warranties and Limitations of Liability before using this product. If terms are not acceptable, return the unopened product container at once.

By using this product, user or buyer accepts the following Conditions, Disclaimer of Warranties and Limitations of Liability.

CONDITIONS: The directions for use of this product are believed to be adequate and should be followed carefully. However, it is impossible to eliminate all risks associated with the use of this product. Crop injury, ineffectiveness or other unintended consequences may result because of such factors as weather conditions, presence of other materials, or the manner of use or application, all of which are beyond the control of Bayer CropScience. All such risks shall be assumed by the user or buyer.

DISCLAIMER OF WARRANTIES: BAYER CROPSCIENCE MAKES NO OTHER WARRANTIES, EXPRESS OR IMPLIED, OF MERCHANTABILITY OR OF FITNESS FOR A PARTICULAR PURPOSE OR OTHERWISE, THAT EXTEND BEYOND THE STATEMENTS MADE ON THIS LABEL. No agent of Bayer CropScience is authorized to make any warranties beyond those contained herein or to modify the warranties contained herein. BAYER CROPSCIENCE DISCLAIMS ANY LIABILITY WHATSOEVER FOR SPECIAL, INCIDENTAL OR CONSEQUENTIAL DAMAGES RESULTING FROM THE USE OR HANDLING OF THIS PRODUCT.

LIMITATIONS OF LIABILITY: THE EXCLUSIVE REMEDY OF THE USER OR BUYER FOR ANY AND ALL LOSSES, INJURIES OR DAMAGES RESULTING FROM THE USE OR HANDLING OF THIS PRODUCT, WHETHER IN CONTRACT, WARRANTY, TORT, NEGLIGENCE, STRICT LIABILITY OR OTHERWISE, SHALL NOT EXCEED THE PURCHASE PRICE PAID, OR AT BAYER CROPSCIENCE'S ELECTION, THE REPLACEMENT OF PRODUCT.


Net Contents: 2.5 Gallons

Whip is a registered trademark of Bayer.
Basagran, Blazer, Prowl and Pursuit are registered trademarks of BASF Corporation.
Pinnacle and Classic are registered trademarks of E.I. duPont de Nemours & Co., Inc.
Fusilade, Reflex, and Ordram are registered trademarks of Syngenta Crop Protection, Inc.
Bolero is a registered trademark of Valent USA Corporation.
Furadan is a registered trademark of FMC Corporation.



Bayer CropScience

**Bayer CropScience LP
P.O. Box 12014, 2 T.W. Alexander Drive
Research Triangle Park, North Carolina 27709
1-866-99BAYER (1-866-992-2937)**



WHIP 360 Herbicide (MASTER) Approved 6/7/02, Notification 07/01/08, Notification 03/14/2011