

400-571

5/21/2012

1/7



UNITED STATES ENVIRONMENTAL PROTECTION AGENCY
WASHINGTON, DC 20460

OFFICE OF
CHEMICAL SAFETY AND
POLLUTION PREVENTION

Allen R. Blem
Product Registration Manager, NA
Chemtura Corporation
199 Benson Road
Middlebury, CT 06749

MAY 21 2012

Product Name: Rancona[®] Xxtra
EPA Reg. No.: 400-571
Subject: Your amendment dated February 22, 2012
OPP Decision Number: 462283

Dear Mr. Blem:

The amended label referred to above, submitted in connection with registration under the Federal Insecticide, Fungicide and Rodenticide Act as amended is acceptable.

One copy of the label stamped "Accepted" is enclosed for your records. This label supersedes all labels previously accepted for this product. Please submit one copy of the final printed label before the product is released for shipment.

Should you wish to retain a reference to the company's website on your label, then please be aware that the website becomes labeling under the Federal Insecticide Fungicide and Rodenticide Act and is subject to review by the Agency. If the website is false or misleading, the product would be misbranded and unlawful to sell or distribute under FIFRA section 12(a)(1)(E). 40 CFR 156.10(a)(5) list examples of statements EPA may consider false or misleading. In addition, regardless of whether a website is referenced on your product's label, claims made on the website may not substantially differ from those claims approved through the registration process. Therefore should the Agency find or if it is brought to our attention that a website contains false or misleading statements or claims substantially differing from the EPA approved registration, the website will be referred to the EPA's Office of Enforcement and Compliance Assurance. As an alternative, you may refer consumers to the company's phone number or e:mail address.

If you have any questions, please contact Robert Westin by phone at (703) 305-5721 or via email at westin.robert@epa.gov.

Sincerely,

A handwritten signature in cursive script that reads "Mary L. Waller".

Mary L. Waller
Product Manager (21)
Fungicide Branch
Registration Division (7504P)

Enclosure

RANCONA[®] Xxtra

SEED PROTECTANT

Active Ingredients: (% by weight)


ipconazole (CAS No. 125225-28-7).....	1.029%*
metalaxyl (CAS No. 57837-19-1).....	1.647%*
Other Ingredients:	97.324%
Total:.....	100.000%

*Contains 0.0916 lb. ipconazole and 0.147 lb. metalaxyl per gallon.
 *Contains 11 grams ipconazole and 17.6 grams metalaxyl per liter.

KEEP OUT OF REACH OF CHILDREN CAUTION

FIRST AID	
IF IN EYES: <ul style="list-style-type: none"> • Hold eye open and rinse slowly and gently with water for 15 to 20 minutes. • Remove contact lenses, if present, after the first 5 minutes, then continue rinsing eye. • Call a poison control center or doctor for treatment advice. 	
EMERGENCY ASSISTANCE: Have the product container or label with you when calling a poison control center or doctor, or going for treatment.	
MEDICAL EMERGENCY TRANSPORTATION EMERGENCY (CHEMTREC) PRODUCT SAFETY DATA (MSDSN)	800-292-5898 800-424-9300 866-430-2775
For PRODUCT USE INFORMATION: Call 800-243-2850	

Net Contents:



Manufactured for:
 Chemtura Corporation
 199 Benson Road
 Middlebury, CT 06749

EPA REG. NO. 400-571
 EPA EST. NO. 004/



www.ChemturaAgroSolutions.com

**PRECAUTIONARY STATEMENTS
HAZARDS TO HUMANS AND DOMESTIC ANIMALS**

CAUTION

Causes moderate eye irritation. Wash thoroughly with soap and water after handling and before eating, drinking, chewing gum, using tobacco or using the toilet. Remove and wash contaminated clothing before reuse.

PERSONAL PROTECTIVE EQUIPMENT (PPE):

Some materials that are chemical-resistant to this product are listed below. If you want more options, follow the instructions for Category C on an EPA chemical-resistance category selection chart.

Applicators and Other Handlers Must Wear: Long-sleeved shirt and long pants; chemical-resistant gloves, such as barrier laminate, butyl rubber, nitrile rubber, neoprene rubber, or Viton; and shoes plus socks. Follow manufacturer's instructions for cleaning and maintaining PPE. If no such instructions for washables exist, use detergent and hot water. Keep and wash PPE separately from other laundry. When handlers use closed systems in a manner that meets the requirements listed in the Worker Protection Standard (WPS) for agricultural pesticides [40 CFR 170.240 (d) (4)], the handler PPE may be reduced or modified as specified in the WPS.

USER SAFETY RECOMMENDATIONS

Users should:

- Wash hands before eating, drinking, chewing gum, using tobacco, or using the toilet.
- Remove clothing immediately if pesticide gets inside. Then wash thoroughly and put on clean clothing.
- Remove PPE immediately after handling this product. Wash the outside of gloves before removing. As soon as possible, wash thoroughly and change into clean clothing.

ENVIRONMENTAL HAZARDS

Do not apply directly to water, or to areas where surface water is present or to intertidal areas below the mean high water mark. Cover or incorporate spilled treated seeds. Do not contaminate water when disposing of equipment washwater or rinsate. Ipconazole may persist in soil, and long-term use in the same field may result in an accumulation of active ingredient. Groundwater Advisory: Metalaxyl is known to leach through soil into groundwater under certain conditions as a result of agricultural use. Use of this chemical in areas where soils are permeable, particularly where the water table is shallow, may result in groundwater contamination.

AGRICULTURAL USE REQUIREMENTS

Use this product only in accordance with its labeling and with the Worker Protection Standard, 40 CFR Part 170. This Standard contains requirements for the protection of agricultural workers on farms, forests, nurseries, and greenhouses, and handlers of agricultural pesticides. It contains requirements for training, decontamination, notification, and emergency assistance. It also contains specific instructions and exceptions pertaining to the statements on this label about personal protective equipment (PPE) and restricted-entry interval. The requirements in this box only apply to uses of this product that are covered by the Worker Protection Standard.

Do not enter or allow worker entry into treated areas during the restricted entry interval (REI) of 24 hours.

Exception: Once the seeds are planted in soil, the Worker Protection Standard, under certain circumstances, allows workers to enter the treated area without restriction if there will be no worker contact with the soil subsurface or treated seed.

PPE required for early entry to treated areas that is permitted under the Worker Protection Standard and that involves contact with anything that has been treated, such as plants, soil, or water, is: long-sleeved shirt and long pants; chemical-resistant gloves such as barrier laminate, butyl rubber, nitrile rubber, or Viton; shoes plus socks.

GENERAL

RANCONA[®] Xtra is a systemic and contact broad-spectrum fungicide for seed treatment that protects against a wide variety of diseases. RANCONA Xtra is effective against *Fusarium*, *Diaporthe (Phomopsis)*, *Rhizoctonia*, *Sclerotinia* and *Pythium*. It is also effective against seed rot fungi such as *Aspergillus* and *Penicillium*. Seed should be sound and well cured before treatment.

RANCONA Xtra is specially formulated for tank mixing with NipsIt INSIDE[®] insecticide, which includes clothianidin insecticide, to provide both disease and insect protection. Refer to the NipsIt INSIDE insecticide label for information on the insect protection provided.

Do not use RANCONA Xtra in combination with other seed treatment products unless their compatibility has been verified. Always read and follow carefully all label directions and precautions of each combination product. When using combinations of products, the most restrictive of label limitations and precautions must be followed. Do not mix with any pesticide that has a prohibition against tank mixing

DIRECTIONS FOR USE

It is a violation of Federal law to use this product in a manner inconsistent with its labeling. Read all label directions carefully before use.

Do not apply this product in a way that will contact workers or other persons. Only protected handlers may be in the area during application. For any requirements specific to your State or Tribe, consult the agency responsible for pesticide regulation.

SEED TREATMENT EQUIPMENT

RANCONA Xxtra may be applied with mechanical, slurry, or mist-type seed treating equipment, provided that the equipment can be calibrated to accurately and uniformly apply the product to seed. This product is for both commercial and on-farm application.

Uniform application to seed is necessary to ensure best disease protection and optimum performance. Seed should be sound and well cured before treatment. Refer to the label rates below.


In most cases, RANCONA Xxtra is ready to use and may be applied to seed as-is. However, to achieve more uniform product to seed coverage, dilution with water may be appropriate for some types of treaters and/or when treating under dry and/or hot conditions. Mix RANCONA Xxtra and water thoroughly into a slurry before treating seed. Recalibrate treating equipment to compensate for the addition of water. The amount of dilution water that is most suitable depends on the seed, the treater type and the temperature. Use a total slurry application volume of 3.5 fl. oz. (that is, as-is) to 15 fl. oz. per 100 lb. of seed. Contact your local Chemtura representative or supplier for specific recommendations.

Equipment Cleaning: Following applications, thoroughly rinse seed treatment equipment with water. Do not contaminate water by disposal of equipment washwater or rinsate.

ALWAYS SHAKE OR STIR PRODUCT WELL BEFORE USE

APPLICATION INSTRUCTIONS

Application rate (all crops): 3.5 fl.oz./100 pounds of seed. (This equals 0.04 oz. ipconazole plus 0.064 oz. metalaxyl per 100 pounds)

Crop	Symptoms Controlled (Disease Organism)	Symptoms Suppressed (Disease Organism)
Soybeans	Seed rot, damping off and seedling blight, (including seed- and soil-borne <i>Fusarium</i> and <i>Sclerotinia</i> , soil borne <i>Rhizoctonia solani</i> and <i>Pythium</i>) and seed-borne <i>Diaporthe</i> (<i>Phomopsis</i>) General seed rots (including those caused by saprophytic organisms such as <i>Penicillium</i> and <i>Aspergillus</i>)	
Dried shelled beans and peas: Bean (<i>Lupinus</i> spp.) (includes grain lupin, sweet lupin, white lupin, and white sweet lupin); Bean (<i>Phaseolus</i> spp.) (includes field bean, kidney bean, lima bean (dry), navy bean, pinto bean; tepary bean); Bean (<i>Vigna</i> spp.) (includes adzuki bean, blackeyed pea, catjang, cowpea, Crowder pea, moth bean, mung bean, rice bean, southern pea, urd bean); broad bean (dry); chickpea; guar; lablab bean; lentil; Pea (<i>Pisum</i> spp.) (includes field pea); pigeon pea.	Seed rot, damping off and seedling blight, (including seed- and soil-borne <i>Fusarium</i> and <i>Sclerotinia</i> , soil borne <i>Rhizoctonia solani</i> and <i>Pythium</i>) and seed-borne <i>Diaporthe</i> (<i>Phomopsis</i>) General seed rots (including those caused by saprophytic organisms such as <i>Penicillium</i> and <i>Aspergillus</i>) Seed-borne <i>Botrytis</i>	Seed-borne Anthracnose of bean 

Tank Mix with NipsIt INSIDE[®] Insecticide - For Soybeans

RANCONA Xxtra is specially formulated for tank mixing with NipsIt INSIDE insecticide to provide both disease and insect protection in soybeans. Apply the rates shown below, to deliver 0.8 oz. of clothianidin per 100 pounds of soybean seed in addition to RANCONA Xxtra's fungicides.

Product	Rate
RANCONA Xxtra + NipsIt INSIDE Insecticide	3.5 fl.oz/100 lbs. of seed + 1.28 fl.oz/100 lbs. of seed

TREATED SEED LABELING

Seeds treated with this product that are then packaged or bagged for future use must contain the following labeling on the outside of the seed package or bag:

"This package or bag contains seed treated with ipconazole and metalaxyl. Do not use for food, feed or oil purposes. Store away from feeds and foodstuffs. Persons opening this bag or package or loading/pouring the treated seed must wear a long-sleeved shirt, long pants, shoes and socks."

"After seeds have been planted, do not enter or allow worker entry into treated areas during the restricted entry interval (REI) of 24 hours. Exception: Once seeds are planted and covered by soil or other planting media, the Worker Protection Standard (WPS) allows workers to enter the treated area without restriction."

"Seed-and-pod vegetable seed treated in California must be destined for planting in states other than California and is not to be planted in California."

"Do not graze or feed livestock on soybean forage or hay."

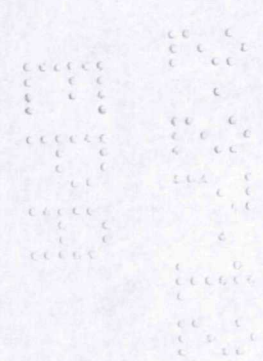
USE RESTRICTIONS

Do not use treated seed for food, feed or oil purposes. Care must be exercised in the handling of treated seed. Do not use augers used for handling treated seed to move seed for feed, food or oil processing. Do not re-use bags from treated seed to handle food or feed products.

IN CALIFORNIA: ONLY for use in commercial seed-treatment establishments. NOT allowed for "on-farm" use.

Seed-and-pod vegetable seed treated in California must be destined for planting in states other than California and is not to be planted in California.

Do not graze or feed livestock on soybean forage or hay.



STORAGE AND DISPOSAL

Do not contaminate water, food or feed by storage or disposal.

PESTICIDE STORAGE: Store in original container only. After partial use, replace lid and close tightly. Store in a secure place that is temperate, dry and out of direct sunlight. Avoid excess heat. Do not freeze.

PESTICIDE DISPOSAL

Wastes resulting from the use of this product may be disposed of on site or at an approved waste disposal facility. Cover or incorporate spilled treated seeds.

CONTAINER DISPOSAL: Nonrefillable container

Plastic containers: Do not reuse or refill this container. Triple rinse container (or equivalent) promptly after emptying. Then offer container for recycling if available, reconditioning if appropriate, or puncture and dispose of in a sanitary landfill, by incineration, or if allowed by State and local authorities, by burning. If burned, stay out of smoke.

Triple rinse as follows: *For containers with capacity equal to or less than 5 gallons:* Empty the remaining contents into application equipment or a mix tank and drain for 10 seconds after the flow begins to drip. Add water - at least 2% of the container volume, and up to 1/3 of the volume of water needed to make the proper slurry composition with a maximum of 1/4 of the container volume - and recap. Shake for 30 seconds. Pour rinsate into application equipment or a mix tank or store rinsate for later use or disposal. Drain for 10 seconds after the flow begins to drip. Repeat this procedure two more times. If used in application equipment, adjust the slurry volume application rate to account for any added rinsate water.

For containers with capacities greater than 5 gallons: Triple rinse as follows: the remaining contents into application equipment or a mix tank. Add water - at least 2% of the container volume, and up to 1/3 of the volume of water needed to make the proper slurry composition, with a maximum of 1/4 of the container volume. Replace and tighten closures. Tip container on its side and roll it back and forth, ensuring at least one complete revolution, for 60 seconds. Stand the container on its end and tip it back and forth several times. Turn the container over onto its other end and tip it back and forth several times. the rinsate into application equipment or a mix tank or store rinsate for later use or disposal. Repeat this procedure two more times. If used in application equipment, adjust the slurry volume application rate to account for any added rinsate water.

Refillable container

Refill this container with pesticide only. Do not reuse this container for any other purpose. Cleaning the container before final disposal is the responsibility of the person disposing of the container. Cleaning before refilling is the responsibility of the refiller.

To clean the container before final disposal, empty the remaining contents into application equipment or mix tank. Add water - at least 2% of the container volume, and up to 1/3 of the volume of water needed to make the proper slurry composition, with a maximum of 10% of the container volume. Replace and tighten closure. Agitate vigorously or recirculate the rinsate with a pump for at least 2 minutes, ensuring that the rinsate rinses the walls of the container. the rinsate into application equipment or rinsate collection system, for later use or disposal. Repeat this procedure two more times. If used in application equipment, adjust the slurry volume application rate to account for any added rinsate water.

Recycling:

Once cleaned, some agricultural plastic pesticide containers can be taken to a container collection site or picked up for recycling. To find the nearest site, contact your chemical dealer or manufacturer, or contact the Ag Container Recycling Council (ACRC) at 4-877-952-2272 (toll free) or www.acrecycle.org

IMPORTANT NOTICE - Chemtura Corporation warrants that this product conforms to the chemical description and is reasonable fit for the purposes stated on the label only when used in accordance with the directions and instructions specified on the label under normal conditions of use, but neither this warranty nor any other warranty of merchantability or fitness for a particular purpose, expressed or implied, extends to the use of this product, contrary to label instructions, or under conditions not reasonably foreseeable to seller, and, to the extent consistent with applicable law, the buyer assumes the risk of any such use.

Treatment of highly mechanically damaged seed, or seed known to be of low vigor and poor quality, except for the purpose of curative control of existing disease pests, may result in reduced germination and/or reduction of seed and seedling vigor. Treat and conduct germination tests on a small test sample of seed before treating commercial quantities with a selected chemical treatment. Due to seed quality and seed storage conditions beyond the control of Chemtura, Chemtura makes no claims or guarantees as to germination of carry-over seed.

RANCONA[®] is a registered trademark of Chemtura Corporation
Chemtura AgroSolutions[™] and Belmont[™] are trademarks of Chemtura Corporation
NipsIt INSIDE[®] is a registered trademark of Valent U.S.A. Corporation

