

**solo**<sup>®</sup>  
by **AL-KO**

---

# GARDEN AND FORESTRY EQUIPMENT

## 2024





# WHAT RANGE IS THE RIGHT ONE FOR ME?

The right tools for every gardener. Choose which requirements and features are most important in your products. We differentiate here between EASY pro, COMFORT pro and PREMIUM pro to make comparison easier.



## CONTENTS

<b>FOREWORD</b>	<b>3</b>
<b>SMART GARDENING</b>	<b>6</b>
<b>BATTERY TECHNOLOGY</b>	<b>12</b>
<b>LAWNCARE</b>	
Robolinho® Robotic Lawnmowers	22
Lawnmowers	30
Mulch Mowers	48
Ride-on Lawnmowers	50
Tractors	54
Scarifiers	80
<b>GARDENING</b>	
Brushcutters / Trimmers	82
Multi-tool	90
Scythe Mowers	94
Combi-tool	96
Cultivator	98
Leaf Blowers / Leaf Vacuums	100
Blade Shredders	104
Hedge Trimmers	106
<b>FORESTRY EQUIPMENT</b>	
Chainsaws	112
<b>WINTER EQUIPMENT</b>	
Snowblowers	122
<b>FOR KIDS</b>	<b>126</b>
<b>SPARE PARTS</b>	<b>127</b>
<b>TECHNICAL DATA</b>	<b>128</b>

### EASY pro

The solo® by AL-KO power supply solution for medium-sized to large gardens – because when there's much to be done, the ease of use, versatility and clever features that make your work easier are what really count. With our EASY pro machines you are always equipped to make your garden the most stunning in the neighbourhood.

- ✓ MEDIUM-SIZED TO LARGE GARDENS
- ✓ FAST, EASY TO USE
- ✓ ADDED FEATURES
- ✓ DURABLE APPLIANCES FOR GARDENING ENTHUSIASTS

### COMFORT pro


Comfort ensured thanks to optimised functionality and professional equipment with innovative features – that's what our COMFORT pro range can offer you. What's more, our products' ideal performance characteristics and tested durability features ensure fast and impressive results.

- ✓ LARGE GARDENS AND GREEN SPACES
- ✓ HIGH LEVEL OF DURABILITY AND USER FRIENDLINESS
- ✓ LOTS OF INNOVATIVE FEATURES
- ✓ INNOVATIVE PRODUCTS FOR THE HIGHEST STANDARDS

### PREMIUM pro

With the PREMIUM pro rating, you get only the best of the best from the solo® by AL-KO brand. Thanks to optimum comfort and user friendliness, our PREMIUM pro devices are suitable for demanding applications several times a week.

- ✓ LARGE GARDENS, GREEN SPACES AND GARDEN LANDSCAPES
- ✓ HIGH PRECISION AND TECHNICAL SAFETY
- ✓ INNOVATIVE AND SMART FEATURES
- ✓ DURABLE APPLIANCES FOR PROFESSIONAL STANDARDS



# OUR HISTORY

## QUALITY SINCE 1931



As we are always one step ahead, we bring the future directly to your garden. Digital, smart and battery-powered solutions raise gardening to the next level. From the very beginning we have worked with a distinct

awareness of our responsibilities towards people and nature, in step with the motto "Quality for Life". As a leading manufacturer we have made it our task to revolutionise gardening by continuously developing new and smart technologies.

For ten years, solo® by AL-KO has been combining innovative AL-KO lawn technology with proven garden and forestry equipment from solo® by AL-KO to create a new, high-quality product line for private and professional users. Our goal is to always find the very best solution, striving to inspire you with innovative products and always fulfilling the wishes of our customers.



### MEMBER OF PRIMEPULSE

With business areas encompassing gardening equipment and automotive products, the AL-KO GROUP has become a global player amongst medium-sized enterprises in Germany. At the same time, the modern family-owned business has been operating in over 20 countries around the world, maintaining its headquarters in Kötz, Bavaria and is also part of the PRIMEPULSE investment group. The group of companies generates an annual turnover of around 1 billion euros with around 5,000 employees across the globe. PRIMEPULSE pursues a long-term, value-based investment approach and acts as a strategic partner for its affiliated companies, giving them the support they need to achieve their growth ambitions and digital transformation.

Learn more at [www.primepulse.com](http://www.primepulse.com)



## OUR CORE VALUES

### WE ARE A STRONG PARTNER

- ✓ DURABLE
- ✓ PROFESSIONAL
- ✓ TRUSTWORTHY


### WE FOCUS ON THE USER

- ✓ EASE OF USE
- ✓ CUSTOMER SATISFACTION
- ✓ SOLUTION-BASED

### WE ARE ALWAYS ONE STEP AHEAD

- ✓ SMARTNESS
- ✓ INNOVATIVE TECHNOLOGY
- ✓ CONTINUOUS PROGRESS

## ENGINEERED IN GERMANY MADE IN AUSTRIA



**QUALITY FOR LIFE** AL-KO appliances are developed with precision in Kötz, in the Swabian region of Bavaria and subjected to rigorous testing (Image top right). With typical German efficiency, our research and development engineers create pioneering garden tools from hundreds of individual parts. Our core product groups have been produced in tranquil Obdach in Styria, Austria since 1966 (Image left): With the flexibility and security of an owner-managed company, our goal is to meet the requirements of our customers every time.

**HIGHEST STANDARDS** Materials of the highest quality, ingenious technology, perfect ergonomics and a sure feel for form and detail are the unmistakable hallmarks of our garden tools. The rigorous quality requirement that characterises the AL-KO brand is guaranteed through our comprehensive range of technologies that is consistently designed and implemented by AL-KO development engineers, designers and technicians – from the initial design and prototype construction right through to the end product.

**SUSTAINABILITY** We see it as our responsibility to integrate economic, ecological and social sustainability into our business activities and continuously optimise our processes. We make a significant contribution towards this with the local added value at our production plant in Styria, Austria. Our wide-ranging investments in recent years have allowed us to save up to 285 tonnes of CO2 per year in production and thus reduce our ecological footprint.

## SUSTAINABILITY

### OUR ECONOMIC GOALS

- ✓ WE ENSURE LOCAL VALUE ADDED PROCESSES AND SUSTAINABLE SOURCING STRATEGIES
- ✓ WE ACHIEVE SUSTAINABLE ECONOMIC PERFORMANCE ACROSS ALL BUSINESS SECTORS

### OUR ECOLOGICAL GOALS

- ✓ WE USE SUSTAINABLE MATERIALS FROM PRODUCTION THROUGH TO RECYCLING
- ✓ WE REDUCE ENERGY CONSUMPTION AND OUR ECOLOGICAL FOOTPRINT

### OUR SOCIAL GOALS

- ✓ MAXIMUM SAFETY TO SAFEGUARD THE HEALTH OF OUR CUSTOMERS AND THEIR DATA
- ✓ ENSURING THE BEST WORKING CONDITIONS FOR OUR OWN STAFF AND THE STAFF OF OUR PARTNERS



# SMART GARDENING GARDENING MADE EASY

Our AL-KO inTOUCH Smart Garden App optimises tasks, automates routines to suit your preferences and can be operated any time, from anywhere.



# AL-KO<sup>®</sup> inTOUCH



DISCOVER OUR  
SMART WORLD  
OF GARDENING



## APP FEATURES

### + SMART WAY TO REGISTER A PRODUCT

Using the inTOUCH app you can easily add any solo<sup>®</sup> by AL-KO devices to the app by scanning the type label.

### ! SMART SUPPORT

For example, to start the machine or receive instructions on the correct use of the product. Supports you with questions and allows remote access by your service partner.

### ⚙️ SPARE PARTS SERVICE

Don't waste time searching for spare/wear parts and accessories, they can be ordered directly and without complications from the webshop.

### 🔗 SHARE DEVICES

On your holidays? Not a problem. Share your machine with friends, family or your service partner.

### 🔧 UPDATES

Keeping your appliance up-to-date - Regular updates are the convenient way to update and remotely maintain your smart-connected appliance.



Our **AL-KO inTOUCH APP** will also be continually further developed in 2024 and new features are being continuously added.

## APPLIANCE-SPECIFIC FEATURES

### ALL SOLO<sup>®</sup> BY AL-KO DEVICES

- ✓ Tips and instructions relating to installation, operation and service
- ✓ Display and purchase spare parts and accessories
- ✓ 2 year warranty + optional extension



### SMART COCKPIT

- ✓ Appliance-specific dashboard for smart lawnmowers and smart tractors
- ✓ Direct real-time display of mowing characteristics
- ✓ Maintenance interval reminders



### SMART CONTROL

- ✓ Mowing time configuration for Robolinho<sup>®</sup> models
- ✓ Apply the mowing settings to other days of the week
- ✓ Switch between various mowing modes




### SMART POWER

- ✓ View battery-specific values such as temperature and operating time
- ✓ Smart charger: Push notifications for different charge levels (60%, 80% and 100%)
- ✓ Smart battery: Reporting of cell voltages



### SMART HOME INTEGRATIONS

- ✓ Configure interactions between smart appliances
- ✓ Automatic processes across appliances
- ✓ Establish links between Smart Gardening and Smart Home



# AL-KO inTOUCH

## APPLIANCE-SPECIFIC FEATURES



### SMART COCKPIT

Battery 1 charge level

Battery 2 charge level

Time and WLAN strength

0% Battery 2

100% Battery 1

13:26

0 m<sup>2</sup>

25 min.

5 min.

ECO

Already mown area

Current operating time

View whether Eco mode has been activated via the appliance cockpit or not

Regulate the light intensity of the Smart Button

Remaining operating time

Works with IFTTT

More information on easy control and smart features from page 34

Time | Bluetooth® connection, battery voltage, mower deck, light | tank level

Legend

14:18

85%

EFFICIENCY

03h 24min

11 km/h

12h 15min OPERATING HOURS

Inclination angle

Operating hours

Speed

Current operating time

Remaining operating time

Error status

Battery level

10:32

80%

EFFICIENCY

03h 12min

8 km/h

12h 10min OPERATING HOURS

Eco mode

Blade reverse

Smart mowing

Cruise control

More information on easy control and smart features from page 70

Convert your smartphone into a smart cockpit: All you need to do is attach a conventional smartphone holder with 360° ball joint to the lawnmower handlebar and benefit from the practical features of our AL-KO inTOUCH Smart Garden App.

Smart tractors immediately display errors in the smart cockpit and provide assistance when mowing efficiency becomes too low (colour scale in the red area). Mowing efficiency can be achieved either by reducing the speed (red arrow pointing downwards) or by increasing the mower deck (red arrow pointing upwards) through the interaction between speed and the mowing deck settings. With the real-time battery cell monitoring, the long-term battery data that is updated on a daily basis or the current charge level, you always have the best performance overview for your battery.

# AL-KO inTOUCH

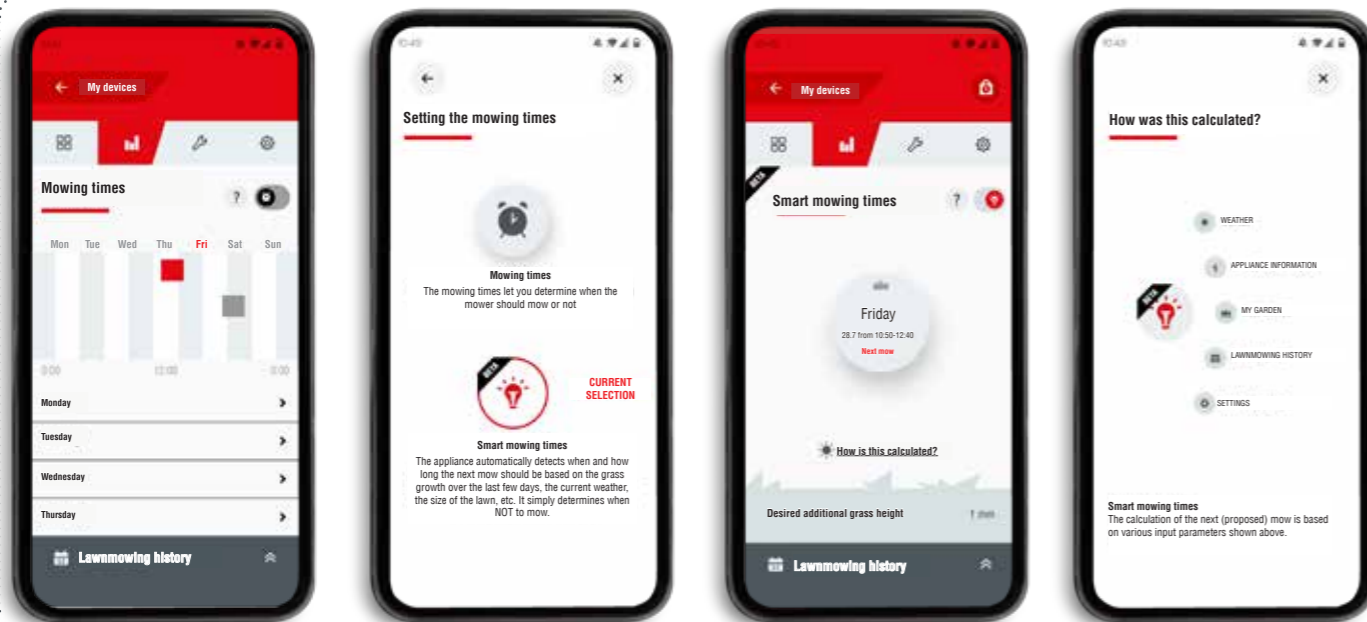
## APPLIANCE-SPECIFIC FEATURES



## SMART CONTROL

### SMART MOWING TIMES

CLASSIC MOWING TIMES



More information on easy control and smart features from [page 24](#)



## SMART POWER



### BLUETOOTH® AND WIFI COMPATIBILITY

The smart battery is connected to the inTOUCH Smart Garden App via Bluetooth®. At the smart charger, WLAN access data is also sent to the smart connect appliance via Bluetooth®.



More information about the smart charger and battery from [page 12](#)

Two mowing modes can be selected for all smart-connected Robolinhos® via the inTOUCH Smart Garden App. With the classic mowing times, the user manually defines when the Robolinho® should start and with which mowing programme. With the smart mowing times (NEW), different parameters such as weather forecasts, self-defined non-mowing periods and garden conditions are used to provide a precise recommendation for the next mow.

The push notifications can be individually set for each battery slot on the smart charger. A smart battery can be flashed via the AL-KO inTouch App. This helps you to identify the right battery if several smart batteries are being used. With the real-time battery cell monitoring, the long-term battery data that is updated on a daily basis or the current charge level, you always have the best performance overview for your battery.

# BATTERY TECHNOLOGY THE QUIET REVOLUTION

State-of-the-art, high-performance batteries are used throughout our day-to-day lives – whether it's in our smartphones or laptops or in our digital cameras. But batteries are also increasingly used in gardening equipment, bringing many benefits.



# WHY WE OFFER 36V UNITS



## AL-KO 36 V



VOLTAGE  
VOLTS  
V



CAPACITY  
AMPERE-HOURS  
Ah



ENERGY  
WATT-HOURS  
Wh

Does high voltage mean high power? The volt is merely a way of measuring voltage the power of a garden tool – the tools' Watt-hours specifications are much more important, as they describe the energy content and thus also the operating time. Higher voltages don't necessarily equate to higher usefulness but are associated with higher weight, a larger, bulkier housing and higher costs.

At solo® by AL-KO, we always keep our users' needs in mind, so we have specifically decided to offer batteries with 36V and up to 288 Watt-hours, which are ideal for meeting the highest requirements:

- Professional performance
- Long operating times
- Optimal lightweight construction
- Easy-to-handle size



Quiet



Lightweight



Flexible use



Batteries available separately



Clean



Zero maintenance



Odour-free



High-performance



Cordless

AL-KO

**36V**  
5Ah

approx. **180 Wh**

- + Perfectly balanced
  - + Unrivalled performance
  - + With one battery for the entire year
  - + Full power
- For medium-sized to large areas

OTHER MANUFACTURERS

>40V

- Big and heavy
- Bulky
- Strenuous to use
- Expensive



**TIP**  
**OPTIMAL BATTERY STORAGE**

The battery should be stored in a dry and frost-free place. Remember to check the battery charge level after extended storage (every 1-2 months). Lithium-ion batteries can discharge fully when not used and should therefore be charged on a regular basis.

> Follow the instructions in the user manual.

# AL-KO 36 V

One battery for all demanding tasks: Whether hedge cutting, grass trimming, chopping logs, pruning or mowing the lawn – our powerful AL-KO lithium-ion battery with 36V / 4.0Ah or 5.0Ah powers every solo® by AL-KO battery tool to a performance that's a cut above the rest.



## solo® by AL-KO + MEETS AL-KO



solo®  
by AL-KO

BATTERY  
LAWNMOWERS



BATTERY LEAF BLOWERS/  
BLOWER VACUUMS



BATTERY  
CHAINSAWS



BATTERY HEDGE  
TRIMMERS



BATTERY  
BRUSHCUTTERS

BATTERY  
MULTI-TOOL

AL-KO

BATTERY  
SNOWBLOWERS



BATTERY LEAF BLOWERS/  
BLOWER VACUUMS



BATTERY  
CHAINSAWS



BATTERY HEDGE  
TRIMMERS



BATTERY  
SCARIFIERS



BATTERY  
TRIMMERS

### SOLO® BY AL-KO BATTERY BELT BB 40

With the solo® by AL-KO BB 40 battery belt, you can also use our powerful professional tools with the 36V batteries of the AL-KO battery range as well.

- ✓ Excellent carrying comfort
- ✓ Ideal freedom of movement
- ✓ Comfortable weight distribution
- ✓ Long hours of productive work



Art. no. 127 573  
EAN no. 400 371 806 0713



### AL-KO 36V ADAPTER

AL-KO hand tools can also be operated with the AL-KO 36V adapter when combined with the solo® by AL-KO BB 40 battery belt.

- ✓ Compatibility with both brands for the most diverse range of products
- ✓ With one battery for the entire year

Art. no. 127 579  
EAN no. 400 371 806 0799





3833 Li P

4232 Li P

4232 Li SP

**EASY pro**

**COMFORT pro**

**COMFORT pro**

Cutting width	37 cm	42 cm	42 cm
For lawns up to*	650 m <sup>2</sup>	650 - 1300 m <sup>2</sup>	650 - 1300 m <sup>2</sup>
Battery type (lithium-ion)	Li-ion 36V 2.5Ah** / 4Ah / 5Ah / 8Ah	Li-ion 36V 2.5Ah** / 4Ah / 5Ah / 8Ah	Li-ion 36V 2.5Ah** / 4Ah / 5Ah / 8Ah
Battery compartment for up to	1 battery	2 batteries with Balanced Discharging System***	2 batteries with Balanced Discharging System***
Mulching / side discharge	- / -	- / -	- / -
Wheel drive	-	-	1-speed
Wheel diameter, front / rear	150 / 230 mm	180 / 205 mm	180 / 220 mm
Cutting height / height adjustment	25 - 75 mm central	30 - 75 mm central	30 - 75 mm central
Mower deck	Plastic	Steel plate	Steel plate
Grass collector volume / material	45 l, fabric / hard-top	65 l, fabric / hard-top	65 l, fabric / hard-top
<b>MAX AIRFLOW</b> technology	-	-	-
Smart-Connected / maxRun® & smart Cockpit	- / -	- / -	- / -
Max. running / charging time	approx. 90–180 minutes per battery	approx. 90–180 minutes per battery	approx. 90–180 minutes per battery
Approx. weight	17.6 kg	24.6 kg	25.0 kg
EAN no.	400 371 806 4353	400 371 806 1437	400 371 806 3363

Art. no.	127 701	127 597	127 661
----------	---------	---------	---------



4732 Li SP

4772 Li VS-W

5272 Li VS-W

**COMFORT pro**

**PREMIUM pro**

**PREMIUM pro**

Cutting width	46 cm	46 cm	51 cm
For lawns up to*	650 - 1300 m <sup>2</sup>	650 - 1300 m <sup>2</sup>	650 - 1300 m <sup>2</sup>
Battery type (lithium-ion)	Li-ion 36V 2.5Ah** / 4Ah / 5Ah / 8Ah	Li-ion 36V 2.5Ah** / 4Ah / 5Ah / 8Ah	Li-ion 36V 2.5Ah** / 4Ah / 5Ah / 8Ah
Battery compartment for up to	2 batteries with Balanced Discharging System***	2 batteries with Balanced Discharging System***	2 batteries with Balanced Discharging System***
Mulching / side discharge	✓ / -	✓ / ✓	✓ / ✓
Wheel drive	1-speed	Variable	Variable
Wheel diameter, front / rear	200 / 280 mm	200 / 280 mm	200 / 280 mm
Cutting height / height adjustment	30 - 80 mm central	30 - 80 mm central	30 - 80 mm central
Mower deck	Steel plate	Steel plate	Steel plate
Grass collector volume / material	70 l, fabric / hard-top	70 l, fabric / hard-top	70 l, fabric / hard-top
<b>MAX AIRFLOW</b> technology	✓	✓	✓
Smart-Connected / maxRun® & smart Cockpit	- / -	✓ / ✓	✓ / ✓
Max. running / charging time	approx. 90–180 minutes per battery	approx. 90–180 minutes per battery	approx. 90–180 minutes per battery
Approx. weight	30.3 kg	31.8 kg	34.3 kg
EAN no.	400 371 806 1444	400 371 806 1451	400 371 806 1468

Art. no.	127 598	127 599	127 600
----------	---------	---------	---------



## BATTERIES AND CHARGERS



**B 800 Li BATTERY**  
Li-ion 36V 8.0Ah,  
with Bluetooth® connectivity  
EAN no. 400 371 806 3950  
Art. no. 114 017



**ADVANTAGE KIT**  
+Battery B 150 Li (4.5Ah)  
+Charger C 130 Li  
EAN no. 400 371 806 0973  
Art. no. 113 803



**B 200 Li BATTERY**  
Li-ion 36V 5.0Ah, compatible with  
all AL-KO 36V products  
EAN no. 400 371 805 7096  
Art. no. 113 524



**B 150 Li BATTERY**  
Li-ion 36V 4.0Ah, compatible with all  
AL-KO 36V products  
EAN no. 400 371 805 5283  
Art. no. 113 280



**B 110 Li BATTERY**  
Li-ion 36V 2.5Ah, compatible with  
all AL-KO 36V products  
EAN no. 400 371 806 4650  
Art. no. 114 046



**C 200 Li DOUBLE CHARGER**  
Li-ion 36V 2x 3.0A,  
with WiFi connectivity, compatible with  
Amazon Alexa and IFTTT  
EAN no. 400 371 806 3967  
Art. no. 114 018



**C 130 Li CHARGER**  
Li-ion 36V 3.0Ah, compatible with  
all AL-KO 36V products  
EAN no. 400 371 805 5290  
Art. no. 113 281

# AL-KO 36 V III



PREMIUM pro



**LB 4250**

**LBV 3690**

<b>Air speed</b>	250 km/h	260 km/h
<b>Harness system</b>	✓ Only for use in conjunction with the BB 40 battery belt	✓ Can optionally be used with the BB 40 battery belt and 36V adapter Art. no. 127 573 / Art. no. 127 579
<b>Art. no.</b>	127 507	127 735



**CS 4235**

**CS 4235**

**CS 4235**

<b>Bar length</b>	25 cm / 10"	30 cm / 12"	35 cm / 14"
<b>Chain</b>	3/8" spec.	3/8" spec.	3/8" spec.
<b>Chain oil volume</b>	250 ml	250 ml	250 ml
<b>Chain lubrication</b>	Automatic	Automatic	Automatic
<b>Drive links / chain type</b>	40 E / .043" / 1.1 mm	45 E / .050" / 1.3 mm	52 E / .050" / 1.3 mm
<b>Harness system</b>	✓ Only for use in conjunction with the BB 40 battery belt	✓ Only for use in conjunction with the BB 40 battery belt	✓ Only for use in conjunction with the BB 40 battery belt
<b>Art. no.</b>	127 551	127 552	127 553



**HT 4245**

**HT 4260**

**HT 3645**

**HT 3660**

<b>Blade length</b>	450 mm	600 mm	450 mm	600 mm
<b>Tooth gap</b>	28 mm	28 mm	36 mm	36 mm
<b>For areas up to</b>	AL-KO 36V battery 4.0Ah: 570 m <sup>2</sup> 5.0Ah: 720 m <sup>2</sup> 8.0Ah: 1.000 m <sup>2</sup>	AL-KO 36V battery 4.0Ah: 650 m <sup>2</sup> 5.0Ah: 800 m <sup>2</sup> 8.0Ah: 1170 m <sup>2</sup>	2.5Ah*: 360 m <sup>2</sup> 4Ah: 650 m <sup>2</sup> 5Ah: 800 m <sup>2</sup> 8Ah: 1170 m <sup>2</sup>	2.5Ah*: 360 m <sup>2</sup> 4Ah: 650 m <sup>2</sup> 5Ah: 800 m <sup>2</sup> 8Ah: 1170 m <sup>2</sup>
<b>Harness system</b>	✓ Only for use in conjunction with the BB 40 battery belt	✓ Only for use in conjunction with the BB 40 battery belt	✓ Can optionally be used with the BB 40 battery belt and 36V adapter Art. no. 127 573 + Art. no. 127 579	✓ Can optionally be used with the BB 40 battery belt and 36V adapter Art. no. 127 573 + Art. no. 127 579
<b>Art. no.</b>	127 510	127 440	127 741	127 734

\*Available from autumn 2024



**GT 4235.2**

<b>Working width blade / nylon line</b>	25.5 cm / 36 cm
<b>Double carry strap Basic / Semi-pro / Pro</b>	✓ / - / -
<b>Line head / blade</b>	✓ / ✓
<b>Shaft tube Ø / Primer</b>	24 mm
<b>Art. no.</b>	127 644



**MT 42.2**

<b>Length</b>	95 cm
<b>Art. no.</b>	127 633



**HTA 4245.2 ATTACHMENT FOR MT 42.2**

<b>Bar length</b>	45 cm
<b>Art. no.</b>	127 646



**CS 3635**

**CS 3640**

<b>Bar length</b>	35 cm / 14"	40 cm / 16"
<b>Chain</b>	3/8" spec.	3/8" spec.
<b>Chain oil volume</b>	250 ml	250 ml
<b>Chain lubrication</b>	Automatic	Automatic
<b>Drive links / chain type</b>	52 E / .050" / 1.1 mm	56 E / .050" / 1.1 mm
<b>Harness system</b>	✓ Can optionally be used with the BB 40 battery belt and 36V adapter Art. no. 127 573 / Art. no. 127 579	✓ Can optionally be used with the BB 40 battery belt and 36V adapter Art. no. 127 573 / Art. no. 127 579
<b>Art. no.</b>	127 733	127 745



**CSA 4220.2 ATTACHMENT FOR MT 42.2**

<b>Bar length</b>	25 cm / 10"
<b>Art. no.</b>	127 643



**BCA 4235.2 ATTACHMENT FOR MT 42.2**

<b>Working width Ø blade / line</b>	25.5 cm / 36 cm
<b>Art. no.</b>	127 642



## OPERATING TIMES



Applications	Product name	Art. no.	Category	1x B 800 Li battery (8Ah)	2x B 800 Li battery (8Ah)	1x B 200 Li battery (5Ah)	2x B 200 Li battery (5Ah)
--------------	--------------	----------	----------	---------------------------	---------------------------	---------------------------	---------------------------

### LAWNMOWERS

Mowing	3833 Li P	127 701	<b>EASY pro</b>	55 min.	-	45 min.	-
Mowing	4232 Li P	127 597	<b>COMFORT pro</b>	55 min.	110 min.	45 min.	90 min.
Mowing	4232 Li SP	127 661	<b>COMFORT pro</b>	55 min.	110 min.	45 min.	90 min.
Mowing	4732 Li SP	127 598	<b>COMFORT pro</b>	55 min.	110 min.	45 min.	90 min.
Mowing	4772 Li VS-W	127 599	<b>PREMIUM pro</b>	55 min.	110 min.	45 min.	90 min.
Mowing	5272 Li VS-W	127 600	<b>PREMIUM pro</b>	55 min.	110 min.	45 min.	90 min.

Applications	Product name	Art. no.	Category	1x B 800 Li battery (8Ah)	1x B 200 Li battery (5Ah)
--------------	--------------	----------	----------	---------------------------	---------------------------

### BRUSHCUTTERS

Trimming	Battery trimmer GT 4235.2	127 644	<b>PREMIUM pro</b>	108 min.	80 min.
----------	---------------------------	---------	--------------------	----------	---------

### MULTI-TOOL

Trimming and cutting	MT 42.2 with brushcutter attachment BCA 4235.2	127 642	<b>PREMIUM pro</b>	90 min.	63 min.
Hedge trimming	MT 42.2 with hedge trimmer attachment HTA 4245.2	127 646	<b>PREMIUM pro</b>	144 min.	100 min.
Pruning	MT 42.2 with pruner attachment CSA 4220.2	127 643	<b>PREMIUM pro</b>	126 cuts (square timber 10 cm x 10 cm)	90 cuts (square timber 10 cm x 10 cm)

### LEAF BLOWERS

Blowing	LB 4250 battery leaf blower	127 507	<b>PREMIUM pro</b>	45 min.	30 min.
---------	-----------------------------	---------	--------------------	---------	---------

### HEDGE TRIMMERS

Hedge trimming	Battery hedge trimmer HT 4245	127 510	<b>PREMIUM pro</b>	162 min.	110 min.
Hedge trimming	Battery hedge trimmer HT 4260	127 440	<b>PREMIUM pro</b>	162 min.	110 min.

### CHAINSAWS

Sawing logs	Battery chainsaw CS 4235 (30 cm)	127 552	<b>PREMIUM pro</b>	162 cuts (square timber 10 cm x 10 cm)	112 cuts (square timber 10 cm x 10 cm)
-------------	----------------------------------	---------	--------------------	----------------------------------------	----------------------------------------



1x B 150 Li battery (4Ah)	2x B 150 Li battery (4Ah)	1x B 110 Li battery (2.5Ah*)	2x B 110 Li battery (2.5Ah*)
---------------------------	---------------------------	------------------------------	------------------------------

35 min.	-	20 min.	-
35 min.	70 min.	20 min.	40 min.
35 min.	70 min.	20 min.	40 min.
35 min.	70 min.	20 min.	40 min.
35 min.	70 min.	15 min.	30 min.

1x B 150 Li battery (4Ah)
---------------------------

60 min.	40 min.
50 min.	31 min.
80 min.	50 min.
70 cuts (square timber 10 cm x 10 cm)	45 min.
25 min.	15 min.
90 min.	55 min.
90 min.	55 min.
90 cuts (square timber 10 cm x 10 cm)	20 min.

## CHARGING TIMES



3 A

2 x 3 A



Charger C 130 Li (3A)  
Art. no. 113 281

Charger C 200 Li (2 x 3A)  
Art. no. 114 018

8 AH

5 AH



Battery B 800 Li  
Art. no. 114 017  
⌚ 180 min.

Battery B 200 Li  
Art. no. 113 524  
⌚ 120 min.

4 AH

2.5 AH




Battery B 150 Li  
Art. no. 113 280  
⌚ 90 min.

Battery B 110 Li\*  
Art. no. 114 046  
⌚ 60 min.

\*Available from autumn 2024

# ROBOLINHO®

## OUR ROBOTIC LAWNMOWERS



### FLAWLESS LAWN: PERFECT BAREFOOT FEELING

With its wide wheelbase and 4 wheels, our Robolinho® guarantees optimum stability and easy manoeuvring on the lawn. The low overall height enables easy mowing below bushes and hedges. Thanks to the generous ground clearance, our Robolinho® easily manages thick grass and ensures reliable lawn care.



### HIGH-PRECISION CUTTING AND EASY TO USE

The Robolinho® makes programming a piece of cake. Simply enter the days and times when you want to mow the lawn, and you're done. The cutting height can be conveniently and easily set using a rotary knob. Thanks to its intelligent technology, the two hardened blades with additional mulching blades are rotated alternately in clockwise and anti-clockwise direction, which keeps them sharp for twice as long. This way, your lawn always stays perfectly cut and you can relax and enjoy the green haven. The Robolinho® makes light work of lawn care.



### STRONG TRACTION & EFFORTLESSLY OVERCOMES SLOPES

With wheels that offer impressive traction, the Robolinho® effortlessly ensures small turning radii and inclines of up to 24° / 45%. If required, this value can even be increased even further by the retailer. The generous ground clearance in the rear area ensures that the Robolinho® can also make light work of uneven terrain. No matter how demanding the terrain is, our Robolinho® effortlessly manages it and leaves behind a perfectly manicured lawn.

### MAKES LIGHT WORK OF MANOEUVRING IN COMPLEX GARDENS

Its compact design and its intelligent control are what make the Robolinho® stand out from the crowd. By mowing on a regular basis, the Robolinho® ensures that the lawn is always in tip-top shape. It can even get into narrow passages at least 60 cm wide with ease. The Robolinho® takes care of narrow patches of grass with its special passage mode,

leaving you with an impressively cut lawn. As a result of the lateral charging contact, the lawn is protected in the area of the base station. When it comes to making your lawn care environmentally friendly, you should ideally use the Robolinho® during the day and thus protect nocturnal animals such as hedgehogs.

### COMPREHENSIVE OPERATIONAL SAFETY AND QUIET OPERATION

Our Robolinho® has a sophisticated safety concept and five independent sensors for comprehensive operational safety. Thanks to the precise definition of its working area, it always remains where intended. And best of all: With its particularly low noise level, it guarantees interference-free operation.



# OUR SMART ROBOTIC LAWNMOWERS

With the AL-KO inTOUCH Smart Garden App and our Smart Cloud, you can connect your Robolinho® and other smart garden tools to create intelligent overall solutions that make gardening child's play.

Simply optimise tasks, automate routines to suit your preferences, manage your Robolinho® from anywhere, and get useful information about your appliances and your garden. This saves not only effort and resources, but also your valuable time.



**STAY INFORMED AT ALL TIMES**  
Status message and direct assistance – if you want, by push notification

**COMPATIBLE WITH ALEXA, IFTTT AND AL-KO inTOUCH**  
You can monitor and configure it, and also link up other services and appliances.

**THE ROBOLINHO® 'SHARE' FEATURE**  
For example when you're away or when your service partner carries out remote maintenance



SCAN QR CODE AND DISCOVER OUR SMART ROBOLINHO® ROBOTIC LAWNMOWERS



## CONTROL YOUR ROBOLINHO® FROM ANYWHERE

The smart connected Robolinho® robotic lawnmowers can be controlled and automated via IFTTT routines. Thanks to the underlying concept of IFTTT it is possible to define individual scenarios. Synchronise Robolinho® activities with any IFTTT service, e.g. with a weather channel (Robolinho® stop mowing during a storm) or with an irrigation service (Robolinho® stop mowing when the lawn is being watered).

By connecting the AL-KO inTOUCH Smart Garden App and IFTTT routines, it is easier and more intuitive to control our Robolinho® models. Indeed, all applications for different areas of life can be operated with the same app, and automations can be created to make your home even smarter.


In many situations you may have your hands full or be pressed for time. Thankfully your diligent Robolinho® can be controlled easily by voice command via Amazon Alexa. Simply say the command and your robot can start mowing the lawn, pause, or go back to the base station. This way, you'll have more time to focus on more important things.



## SMART TRIMMING

Our Robolinho® robotic lawnmowers work quietly, safely and gently. Connecting the lawnmower to a Smart Home or Smart Gardening system via AL-KO inTOUCH App offers you further benefits. Indeed, you can use your free time to relax, catch up with family or devote your time to other tasks. The Double-Cut system developed by AL-KO ensures a flawless cut. At the same time, the finely cut grass clippings can be used as a natural lawn fertiliser.

# PREMIUM *pro*



ROBOLINHO® ROBOTIC LAWNMOWERS



**Robolinho® 520 W**      **Robolinho® 822 W**  
**PREMIUM *pro***      **PREMIUM *pro***

Cutting width	20 cm	22 cm
For lawns up to*	500 m <sup>2</sup>	800 m <sup>2</sup>
Power	Lithium-ion 18V / 2.2Ah	Lithium-ion 20V / 2.5Ah
Mowing time / charging time	50 min. / 50 min.	60 min. / 50 min.
Cutting height / height adjustment	25–55 mm, manual	25–55 mm, manual
Gradient max.	35%	45%
Noise level max.	60 dB (A)	60 dB (A)
Entry points	3	3
Wi-Fi + Smart Cloud Connect **	✓	✓
Dual-bladed technology	✓	✓
Rain sensor	✓	✓
Installation option for 2nd base station	✓	✓
Included in delivery	base station	base station
EAN no.	400 371 806 4261	400 371 806 4278
Art. no.	127 695	127 696



**Robolinho® 1423 W**      **Robolinho® 2323 W**  
**PREMIUM *pro***      **PREMIUM *pro***

Cutting width	23 cm	23 cm
For lawns up to*	1400 m <sup>2</sup>	2300 m <sup>2</sup>
Power	Li-ion 25.2V / 5Ah	Li-ion 25.2V / 5Ah
Mowing time / charging time	140 min. / 90 min.	240min. / 170 min.
Cutting height / height adjustment	25–55 mm, manual	25–55 mm, manual
Gradient max.	45%	45%
Noise level max.	60 dB (A)	60 dB (A)
Entry points	6	9
Wi-Fi + Smart Cloud Connect **	✓	✓
Dual-bladed technology	✓	✓
Rain sensor	✓	✓
Installation option for 2nd base station	✓	✓
Included in delivery	base station	base station
EAN no.	400 371 806 4285	400 371 806 4292
Art. no.	127 697	127 698



\* The maximum area coverage may be reduced by the layout of the garden as well as the number and size of the obstacles.  
\*\* incl. WLAN (2.4 GHz) integration with the AL-KO inTOUCH App (available for iOS and Android), Amazon Alexa, IFTTT, Home Connect Plus  
\*\*\* Product with fast delivery due to high stock availability

# ROBOLINHO® ACCESSORIES



**BASE STATION INCL. BASE PLATE**  
EAN no. 400 371 805 9571  
Art. no. 127 516



**SET OF WHEEL CLAWS**  
EAN no. 400 371 806 3615  
Art. no. 127 675



**CABLE REPAIR KIT**  
EAN no. 400 371 805 5139  
Art. no. 127 327



**REINFORCED LOOP WIRE**  
roller (300 m)  
EAN no. 400 371 805 5924  
Art. no. 127 335



**LOW-VOLTAGE CABLE**  
**EXTENSION** (1x5 m)  
EAN no. 400 371 806 3622  
Art. no. 127 676



**LOOP WIRE** (150 m)  
EAN no. 400 371 835 1484  
Art. no. 119 462




**ROBOTIC LAWNMOWER GARAGE**


Suitable for all Robolinho® models, including fixing nails for anchoring it firmly to the lawn.  
L x W x H: 60x57x39 cm  
EAN no. 400 371 835 6267  
Art. no. 119 990



**GROUND NAILS** (90 pcs)  
EAN no. 400 371 835 1477  
Art. no. 119 461



**REPLACEMENT BLADES** (3x2-piece)  
EAN no. 400 371 805 8574  
Art. no. 127 465



**BLADE DISC**  
**Robolinho® 520 W**  
Ø 20 cm  
EAN no. 400 371 805 8581  
Art. no. 127 466



**CABLE LAYING KIT**  
1 x loop cable 150 m  
1 x ground nails 90 pcs  
5 x cable connectors  
EAN no. 400 371 805 9540  
Art. no. 127 513



**CABLE LAYING KIT**  
2 x loop cable 150 m  
3 x ground nails 90 pcs  
10 x cable connectors  
EAN no. 400 371 805 9557  
Art. no. 127 514



**QUICK HOMING KIT**

For quick return to the base station  
EAN no. 400 371 806 4308  
Art. no. 127 699



The Quick Homing Kit efficiently navigates the Robolinho® to its base station via the shortest route. As a result, the lawn remains in perfect condition and well cared for, no tracks are left in the grass and energy consumption is reduced.

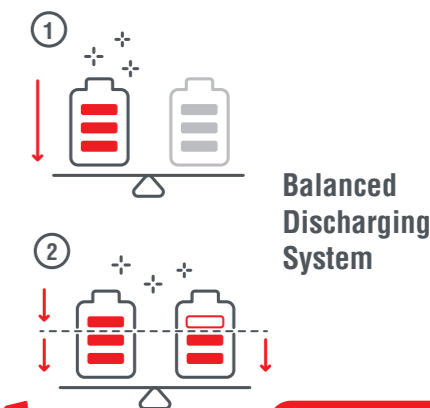
# BATTERY LAWNMOWERS

WITH BATTERY POWER  
TO THE PERFECT LAWN



**AL-KO 36 V**

COMFORT *pro* PREMIUM *pro*



BATTERY LAWNMOWERS



## BATTERY LAWNMOWERS COMFORT *pro* AND PREMIUM *pro* WITH DOUBLE BATTERY COMPARTMENT

Some of our battery lawn mowers offer two battery compartments but only one battery is required for operation (Figure 1). You have the option of inserting a second battery to extend the operating time. There is also the option of inserting two batteries with different Ah capacities into the battery compartment. If two batteries are fitted, the battery with the stronger charge is firstly discharged to the voltage of the weaker battery. Both batteries are then discharged in parallel, in a gentle manner. This also applies if there are two 4Ah batteries fitted in the battery compartment, but have different charge levels (Figure 2). This feature offers utmost versatility while protecting your batteries.



## DESIGN MEETS “QUALITY FOR LIFE”

Admire the high-quality finished materials, such as the robust steel plate deck, the extremely sturdy grass collector, which is made of hard plastic and fabric, as well as the high-quality handlebar height adjustment and front carry handle made of aluminium.



## NO EXHAUST GASES, NO CABLES - JUST FULL MOWING POWER

Our battery lawnmowers are the perfect tool for garden areas up to 1300 m<sup>2</sup>. Opt for a battery-powered lawnmower if you fancy a lightweight, manoeuvrable machine, which can be used flexibly and easily. A high-quality lithium-ion battery is at the heart of solo<sup>®</sup> by AL-KO battery lawnmowers. The lithium-ion technology ensures that the battery does not spontaneously discharge, and as such prevents the so-called memory effect, which would reduce the effective capacity of the batteries.



Batteries from the AL-KO 36V range reliably display their current charge level by means of LEDs. As such, you can always count on a powerful appliance. Battery lawnmowers are the real lightweights in their class, meaning they are simple to transport and easy to put away. Selected models also offer folding handlebars and can be stored away in no time.

## CENTRAL CUTTING HEIGHT ADJUSTMENT

The ergonomic height-adjustment handle can be used to conveniently adjust the cutting height and choose between 7 stages in just one hand motion.



# AL-KO 36 V III+ PREMIUM *pro*

engineered in  
**GERMANY**   
 made in  
**AUSTRIA**



## ADVANTAGES OF OUR PREMIUM *pro* BATTERY LAWNMOWERS

Our PREMIUM *pro* battery lawnmowers are the superstars among our lawnmowers. Quiet, environmentally friendly and generally maintenance free. They will tend to your garden for many years to come. Effortlessly use the mower to mow large grass areas up to 1300 m<sup>2</sup>, while difficult terrain and gardens with an abundance of trees and bushes do not pose any issues. Find the right battery

lawnmower tailored to your requirements and benefit from more than 50 years of experience in gardening equipment. You can recognise lawnmowers engineered in Germany and produced at our own premises in Austria by the "Engineered in Germany - Made in Austria" logo above on the following pages.



## EVERYTHING UNDER CONTROL

The ergonomic handlebar with soft foam grip means that comfort will be at the forefront of operating and steering your lawnmower.

## USEFUL ALUMINIUM CARRY HANDLE

Does the lawnmower need to be loaded into the boot of your car or moved into the cellar over the winter months? Thanks to the aluminium front carry handle, the lawnmower can be carried or transported with ease.



## INCLUDES MULCHING INSERT AND SIDE DISCHARGE

Thanks to the mulching insert, you no longer need to waste time emptying the grass collector, and the grass clippings remain on the lawn as a natural fertiliser. The easy to fit side discharge deflector is used to discharge grass clippings in neat row - useful on rough terrain or in orchards etc.

## EASY ALUMINIUM HANDLEBAR ADJUSTMENT

High-quality aluminium height-adjustable handlebar lever with fasteners - the simple way to adjust the height of your handlebar to your needs, quickly and easily.



# AL-KO 36 V III+ PREMIUM pro



## SMART BUTTON

Thanks to the **IFTTT service**, you can very easily connect, automate and control your smart solo® by AL-KO lawnmower **to other devices and services** – even cross-web services. You can also define up to three **automated actions** for your lawnmower.

Then just press the Smart Button to trigger the action (1 x for action one, 2 x for action two, 3 x for action three).

For example, you can start your sprinkler system automatically as soon as your lawnmower is safely stowed away. All you have to do is press the Smart Button when mowing is finished and sprinkling will start immediately.



## maxRun® & SMART COCKPIT

The newly developed cockpit stands out from the rest with its elegance and functionality. All displays and controls are clearly and intuitively arranged. Partially illuminated buttons ensure maximum ease of use.

The bright **LEDs** reliably and clearly indicate the battery charge level, the speed set, WLAN connectivity and error messages.

Smart **speed control**: Convenient electronic control of the Vario drive with 7 speeds (approx. 2.5 to max. 4.5 km/h).

**ECO-Mode** "maxRun", which can be conveniently connected, enables the operating time of batteries to be increased by around 25%

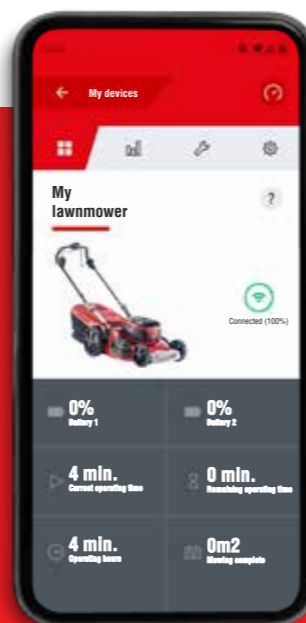
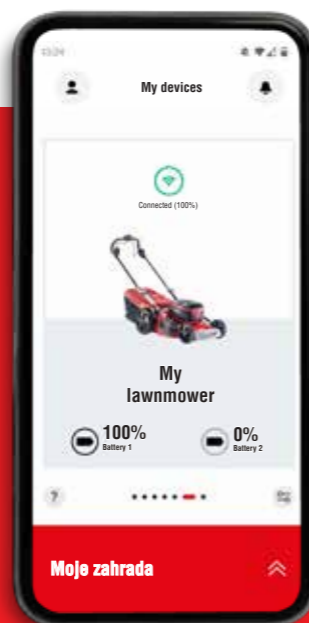


\*Depending on grass height, density and quality (moisture etc.)



## SMART CONNECTED


The AL-KO inTOUCH Smart Garden App connects you to all your AL-KO garden tools and takes you to the next level of gardening. The app is available for Apple and Android smartphones and smart watches. Use our AL-KO Smart Cloud to simply optimise tasks, automate routines to suit your preferences, manage compatible appliances and get useful information about your appliances and your garden. From any location – whether you're on holiday or lounging on the sofa.



SCAN QR CODE  
AND DISCOVER OUR  
SMART LAWMOWERS



# AL-KO 36 V III

engineered in  
**GERMANY**   
made in  
**AUSTRIA** 

BATTERY LAWNMOWERS



**3833 Li P**      **4232 Li P**      **4232 Li SP**

	<b>EASY pro</b>	<b>COMFORT pro</b>	<b>COMFORT pro</b>
Cutting width	37 cm	42 cm	42 cm
For lawns up to*	650 m <sup>2</sup>	650 - 1,300 m <sup>2</sup>	650 - 1,300 m <sup>2</sup>
Battery type	Li-ion 36V 2.5Ah** / 4Ah / 5Ah / 8Ah	Li-ion 36V 2.5Ah** / 4Ah / 5Ah / 8Ah	Li-ion 36V 2.5Ah** / 4Ah / 5Ah / 8Ah
Battery compartment for up to	1 battery	2 batteries with Balanced Discharging System***	2 batteries with Balanced Discharging System***
Wheel drive	-	-	1-speed
Wheel diameter, front / rear	150 / 230 mm	180 / 205 mm	180 / 220 mm
Cutting height / cutting height adjustment	25 - 75 mm / central, 6-stage	30 - 75 mm / central, 7-stage	30 - 75 mm / central, 7-stage
Mower deck	Plastic	Steel plate	Steel plate
Grass collector volume / material	45 l, fabric / hard-top	65 l, fabric / hard-top	65 l, fabric / hard-top
<b>MAX AIRFLOW</b> technology	-	-	-
Smart-Connected / maxRun® & smart Cockpit	- / -	- / -	- / -
Function	<b>2INONE</b> function	<b>2INONE</b> function	<b>2INONE</b> function
Mulching / side discharge	- / -	Optional (art. no. 463722) / -	Optional (art. no. 463722) / -
Approx. weight	17.6 kg	24.6 kg	25.0 kg
<b>WITHOUT BATTERY AND CHARGER</b>	EAN no. 400 371 806 4353 Art. no. <b>127 701</b>	EAN no. 400 371 806 1437 Art. no. <b>127 597</b>	EAN no. 400 371 806 3363 Art. no. <b>127 661</b>
<b>SET INCL. B 200 Li BATTERY (5AH) AND C 130 Li CHARGER</b>	EAN no. 400 371 806 4360 Art. no. <b>127 702</b>	EAN no. 400 371 806 3486 Art. no. <b>127 665</b>	EAN no. 400 371 806 3424 Art. no. <b>127 662</b>
<b>SET INCL. 2X B 200 Li (5 AH) BATTERY + C 130 Li CHARGER</b>	EAN no. - Art. no. -	EAN no. - Art. no. -	EAN no. - Art. no. -

\*Area coverage depends on the battery selection  
\*\*Available from autumn 2024



**REPLACEMENT BLADE  
37 CM**  
For 3833 Li P  
EAN no. 400 371 804 7974  
Art. no. **113 127**



**REPLACEMENT BLADE  
42 CM**  
For 4232 Li P, 4232 Li SP  
EAN no. 400 371 805 5658  
Art. no. **113 347**



**4732 Li SP**      **4772 Li VS-W**      **5272 Li VS-W**

	<b>COMFORT pro</b>	<b>PREMIUM pro</b>	<b>PREMIUM pro</b>
Cutting width	46 cm	46 cm	51 cm
For lawns up to*	650 - 1,300 m <sup>2</sup>	650 - 1,300 m <sup>2</sup>	650 - 1,300 m <sup>2</sup>
Battery type	Li-ion 36V 2.5Ah** / 4Ah / 5Ah / 8Ah	Li-ion 36V 2.5Ah** / 4Ah / 5Ah / 8Ah	Li-ion 36V 2.5Ah** / 4Ah / 5Ah / 8Ah
Battery compartment for up to	2 batteries with Balanced Discharging System***	2 batteries with Balanced Discharging System***	2 batteries with Balanced Discharging System***
Wheel drive	1-speed	Variable	Variable
Wheel diameter, front / rear	200 / 280 mm	200 / 280 mm	200 / 280 mm
Cutting height / cutting height adjustment	30 - 80 mm / Central, 7-stage	30 - 80 mm / central, 7-stage	30 - 80 mm / central, 7-stage
Mower deck	Steel plate	Steel plate	Steel plate
Grass collector volume / material	70 l, fabric / hard-top	70 l, fabric / hard-top	70 l, fabric / hard-top
<b>MAX AIRFLOW</b> technology	✓	✓	✓
Smart-Connected / maxRun® & smart Cockpit	- / -	✓ / ✓	✓ / ✓
Function	<b>3INONE</b> function	<b>4INONE</b> function	<b>4INONE</b> function
Mulching / side discharge	✓ / -	✓ / ✓	✓ / ✓
Approx. weight	30.3 kg	31.8 kg	34.3 kg
<b>WITHOUT BATTERY AND CHARGER</b>	EAN no. 400 371 806 1444 Art. no. <b>127 598</b>	EAN no. 400 371 806 1451 Art. no. <b>127 599</b>	EAN no. 400 371 806 1468 Art. no. <b>127 600</b>
<b>SET INCL. B 200 Li BATTERY (5AH) AND C 130 Li CHARGER</b>	EAN no. 440 371 806 3493 Art. no. <b>127 666</b>	-	-
<b>SET INCL. 2X B 200 Li (5 AH) BATTERY + C 130 Li CHARGER</b>	EAN no. 433 071 806 3431 Art. no. <b>127 663</b>	EAN no. 400 371 806 3448 Art. no. <b>127 664</b>	EAN no. 400 371 806 3509 Art. no. <b>127 667</b>

\*\*\*Details on the Balanced Discharging System can be found on page 31  
\*\*\*\*Product with fast delivery due to high stock availability



**REPLACEMENT BLADE  
46 CM**  
For 4732 Li SP, 4772 Li VS-W  
EAN no. 400 371 805 5665  
Art. no. **113 348**



**REPLACEMENT BLADE  
51 CM**  
For 5272 Li VS-W  
EAN no. 400 371 806 3370  
Art. no. **113 979**



**AL-KO 36 V III**

All AL-KO 36V garden tools can be used with the batteries and chargers listed on pages 16/17. Other garden tools from this battery range can be found on pages 16 - 19.

# PETROL LAWNMOWERS

IN USE FOR YEARS AND  
STANDING THE TEST OF TIME



## EFFORTLESSLY MOWS LARGE AREAS

Take perfect care of your lawns in no time with a powerful petrol lawnmower. Regardless of whether you need to mow a vast area or take care of a medium-sized garden. Our solo® by AL-KO petrol lawnmowers effortlessly cut thick grass on uneven terrain.

PETROL LAWNMOWERS



engineered in  
**GERMANY**



made in  
**AUSTRIA**

## THE BEST RESULTS AND PROVEN QUALITY

Petrol lawnmowers are the classics among lawnmowers. They will tend to your garden for many years thanks to their durable components. They make light work of large grass areas, difficult terrain and gardens with plenty of trees. Whether you prefer mowing and collecting, mulching or the side discharge: Our innovative deck designs guarantee you the best results in lawn care.

Depending on the model, our petrol lawnmowers are equipped with several functions. They can be easily recognised by the following logos in the tables: **3INONE** function and **4INONE** function.

Find the right lawnmower for your lawn and benefit from more than 50 years of experience in gardening equipment. You can recognise lawnmowers engineered in Germany and produced at our own premises in Austria by the "Engineered in Germany - Made in Austria" logo above.

## EFFICIENT MOWING THANKS TO MAXAIRFLOW TECHNOLOGY

Extra tall, extra large – that's the basis of MaxAirflow technology. Thanks to the extra-high steel plate deck and the extra-large discharge channel, airflow is increased by 42%. So unlike in standard lawnmowers, the grass clippings are not thrown at a low angle into the grass collector, but rather in a high arc. This means the grass collector is effectively filled from the back, without the discharge channel becoming blocked.



## EASY TO SERVICE WITH INNOVATIVE AND DURABLE SOLUTIONS

In addition to the discharge channel, a gearbox cover is provided to facilitate servicing and inspecting the belt. The belt is protected against the cutting blade and grass residue by the belt cover. This makes the lawnmower durable and less prone to damage. Our **PREMIUM pro** models include aluminium handlebar reinforcements, which provide greater stability and durability, are visually appealing and are easy to use. The two clips on these handlebar reinforcements can be pressed to individually adjust this handlebar in line with your height requirements.



## UTMOST VERSATILITY

In addition to mowing and collecting grass, all solo® by AL-KO petrol lawnmowers offer the option of ecological lawn care with the mulching function – where finely chopped grass clippings serve as organic fertiliser. The additional side discharge provided on a number of models provides maximum versatility. As such, it is possible to mow large areas quickly and keep high grass under control without having a grass collector to empty.



# EASY pro

## ADVANTAGES OF OUR EASY pro PETROL LAWNMOWERS

- ✓ MaxAirflow technology\*
- ✓ Wheel drive for effortless mowing\*\*
- ✓ Quick-start system (QSS) for quickly and simply starting the engine
- ✓ Central cutting height adjustment
- ✓ Grass collector fill level indicator
- ✓ Mulching function for ecological lawn care

\*Available for 4712 P-A, 4712 SP-A and 5210 SP-A

\*\*Available for 4712 SP-A and 5210 SP-A



engineered in  
**GERMANY**   
made in  
**AUSTRIA** 



4212 P-A

4712 P-A

**EASY pro**

**EASY pro**

Cutting width	42 cm	46 cm
For lawns up to	800 m <sup>2</sup>	1200 m <sup>2</sup>
Engine	AL-KO Pro 125 QSS	AL-KO Pro 125 QSS
Power	123 ccm / 1.9 kW / 2850 rpm	123 ccm / 1.9 kW / 2850 rpm
Wheel drive	-	-
Wheel diameter, front / rear	180/205 mm, ball-bearing mounted	200 / 280 mm ball-bearing mounted
Cutting height / height adjustment	25 - 75 mm / central, 7-stage	30 - 80 mm / central, 7-stage
Mower deck	Steel plate	Steel plate
Grass collector volume / material	65 l, plastic	60 l, plastic
<b>MAX AIRFLOW</b> technology	-	✓
Function	<b>3INONE</b> function	<b>3INONE</b> function
Mulching function	✓	✓
Side discharge	-	-
Approx. weight	26.0 kg	28.5 kg
EAN no.	400 371 806 2915	400 371 806 2922
Art. no.	127 638	127 639



4712 SP-A

5210 SP-A

**EASY pro**

**EASY pro**

Cutting width	46 cm	51 cm
For lawns up to	1400 m <sup>2</sup>	1800 m <sup>2</sup>
Engine	AL-KO Pro 145 QSS	AL-KO Pro 145 QSS
Power	139 ccm / 2.1 kW / 2850 rpm	139 ccm / 2.1 kW / 2850 rpm
Wheel drive	1-speed	1-speed
Wheel diameter, front / rear	200 / 280 mm ball-bearing mounted	200 / 280 mm ball-bearing mounted
Cutting height / height adjustment	30 - 80 mm / central, 7-stage	30 - 80 mm / central, 7-stage
Mower deck	Steel plate	Steel plate
Grass collector volume / material	60 l, plastic	60 l, plastic
<b>MAX AIRFLOW</b> technology	✓	✓
Function	<b>3INONE</b> function	<b>4INONE</b> function
Mulching function	✓	✓
Side discharge	-	✓
Approx. weight	32.8 kg	35.2 kg
EAN no.	400 371 806 2939	400 371 806 0898
Art. no.	127 640	127 582



# COMFORT *pro*

## ADVANTAGES OF OUR COMFORT *pro* PETROL LAWMOWERS

- ✓ Maximum flexibility thanks to mulching function and side discharge\*
- ✓ MaxAirflow technology\*
- ✓ Electric starter for swift and safe start-up at the turn of a key\*\*
- ✓ Maximum comfort thanks to VarioSpeed wheel drive\*\*
- ✓ Central cutting height adjustment
- ✓ Grass collector fill level indicator

\*Available for all COMFORT *pro* models (except 4238 SP-A)  
 \*\*Available for 4734 VSED-A



engineered in **GERMANY**  
 made in **AUSTRIA**



4238 SP-A

4731 SP-A

4734 VSED-A

	COMFORT <i>pro</i>	COMFORT <i>pro</i>	COMFORT <i>pro</i>
Cutting width	42 cm	46 cm	46 cm
For lawns up to	1000 m <sup>2</sup>	1400 m <sup>2</sup>	1400 m <sup>2</sup>
Engine	AL-KO Pro 145 QSS	AL-KO Pro 145 QSS	AL-KO Pro 170 Dual Start
Power	139 ccm / 2.1 kW / 2850 rpm	139 ccm / 2.1 kW / 2850 rpm	166 ccm / 2.6 kW / 2800 rpm
Wheel drive	1-speed	1-speed	Variable
Wheel diameter, front / rear	180 / 220 mm, ball-bearing mounted	200 / 280 mm ball-bearing mounted	200 / 280 mm ball-bearing mounted
Cutting height / height adjustment	30-75 mm / central, 7-stage	30-80 mm / central, 7-stage	30-80 mm / central, 7-stage
Mower deck	Steel plate	Steel plate	Steel plate
Grass collector volume / material	65 l, fabric / hard-top	70 l, fabric / hard-top	70 l, fabric / hard-top
<b>MAX AIRFLOW</b> technology	-	✓	✓
Function	<b>3INONE</b> function	<b>4INONE</b> function	<b>4INONE</b> function
Mulching function	✓	✓	✓
Side discharge	-	✓	✓
Approx. weight	35.2 kg	34.0 kg	36.8 kg
EAN no.	400 371 805 8284	400 371 806 1765	400 371 806 4841
Art. no.	127 454	127 602	127 715



5231 SP-A

5231 SP-H

	COMFORT <i>pro</i>	COMFORT <i>pro</i>
Cutting width	51 cm	51 cm
For lawns up to	1800 m <sup>2</sup>	1800 m <sup>2</sup>
Engine	AL-KO Pro 170 QSS	Honda GCVx 170
Power	166 ccm / 2.6 kW / 2850 rpm	167 ccm / 3.2 kW / 2900 rpm
Wheel drive	1-speed	1-speed
Wheel diameter, front / rear	200 / 280 mm, ball-bearing mounted	200 / 280 mm, ball-bearing mounted
Cutting height / height adjustment	30-80 mm / central, 7-stage	30-80 mm / central, 7-stage
Mower deck	Steel plate	Steel plate
Grass collector volume / material	70 l, fabric / hard-top	70 l, fabric / hard-top
<b>MAX AIRFLOW</b> technology	✓	✓
Function	<b>4INONE</b> function	<b>4INONE</b> function
Mulching function	✓	✓
Side discharge	✓	✓
Approx. weight	35.5 kg	36.5 kg
EAN no.	400 371 806 1772	400 371 806 1796
Art. no.	127 603	127 605



### AL-KO PRO 170 DUAL START NEW

- ✓ Manual and electric starter
- ✓ Maximum comfort and safety in being able to start the engine at any time
- ✓ Space-saving and maintenance-friendly upright storage



\*\*\*Product with fast delivery due to high stock availability

# PREMIUM *pro*



engineered in  
**GERMANY**   
made in  
**AUSTRIA** 



**4754 VS-A**

**4754 VSED-A**

**5254 VS-A**

	<b>PREMIUM <i>pro</i></b>	<b>PREMIUM <i>pro</i></b>	<b>PREMIUM <i>pro</i></b>
Cutting width	46 cm	46 cm	51 cm
For lawns up to	1400 m <sup>2</sup>	1400 m <sup>2</sup>	1800 m <sup>2</sup>
Engine	AL-KO Pro 170 QSS	AL-KO Pro 170 Dual Start	AL-KO Pro 170 QSS
Power	166 ccm / 2.6 kW / 2850 rpm	166 ccm / 2.6 kW / 2800 rpm	166 ccm / 2.6 kW / 2850 rpm
Wheel drive	Variable	Variable	Variable
Wheel diameter, front / rear	200/280 mm, ball-bearing mounted	200/280 mm, ball-bearing mounted	200/280 mm, ball-bearing mounted
Cutting height / height adjustment	30-80 mm / central, 7-stage	30-80 mm / central, 7-stage	30-80 mm / central, 7-stage
Mower deck	Steel plate	Steel plate	Steel plate
Grass collector volume / material	70 l, fabric / hard-top	70 l, fabric / hard-top	70 l, fabric / hard-top
<b>MAX AIRFLOW</b> technology	✓	✓	✓
Function	<b>4INONE</b> function	<b>4INONE</b> function	<b>4INONE</b> function
Mulching function	✓	✓	✓
Side discharge	✓	✓	✓
Aluminium handlebar connection (incl. height adjustment)	✓	✓	✓
Approx. weight	35.4 kg	38.0 kg	35.9 kg
EAN no.	400 371 806 4858	400 371 806 4865	400 371 806 4872
Art. no.	127 716	127 717	127 718



**5254 VSED-A**

**5274 VS-H**

	<b>PREMIUM <i>pro</i></b>	<b>PREMIUM <i>pro</i></b>
Cutting width	51 cm	51 cm
For lawns up to	1800 m <sup>2</sup>	1800 m <sup>2</sup>
Engine	AL-KO Pro 170 Dual Start	Honda GCVx 200
Power	166 ccm / 2.6 kW / 2800 rpm	201 ccm / 3.8 kW / 2900 rpm
Wheel drive	Variable	Variable
Wheel diameter, front / rear	200/280 mm, ball-bearing mounted	200/280 mm, ball-bearing mounted, steel
Cutting height / height adjustment	30-80 mm / central, 7-stage	30-80 mm / central, 7-stage
Mower deck	Steel plate	Steel plate
Grass collector volume / material	70 l, fabric / hard-top	70 l, fabric / hard-top
<b>MAX AIRFLOW</b> technology	✓	✓
Function	<b>4INONE</b> function	<b>4INONE</b> function
Mulching function	✓	✓
Side discharge	✓	✓
Aluminium handlebar connection (incl. height adjustment)	✓	✓
Approx. weight	40.0 kg	43.0 kg
EAN no.	400 371 806 4889	400 371 806 4896
Art. no.	127 719	127 720

## ACCESSORIES FOR ALL PETROL LAWNMOWERS



**STARTER KIT**  
4-part 5 l petrol can set, engine oil service kit and 2 x lawnmower oil SAE 30  
EAN no. 400 371 806 1963  
**Art. no. 113 875**



**ENGINE OIL SERVICE KIT**  
3-part kit with suction pump, tank and funnel  
EAN no. 400 371 806 1413  
**Art. no. 113 807**



**4-STROKE LAWNMOWER OIL**  
10W40 1 l  
EAN no. 400 371 804 4089  
**Art. no. 112 901**



**4-STROKE LAWNMOWER OIL**  
SAE 30 0.6 l  
EAN no. 400 371 804 3952  
**Art. no. 112 888**



**AIR FILTER SET**  
2-part set, for AL-KO Pro 125 QSS and AL-KO Pro 145 QSS engine  
EAN no. 400 371 805 9588  
**Art. no. 113 693**



**REPLACEMENT BLADE 46 CM**  
For 4712 P-A, 4712 SP-A, 4731 SP-A, 4734 VSED-A, 4754 VS-A, 4754 VSED-A  
EAN no. 400 371 804 7271  
**Art. no. 113 057**



**REPLACEMENT BLADE 51 CM**  
For 5210 SP-A, 5231 SP-A, 5231 SP-A, 5254 VS-A, 5254 VSED-A, 5274 VS-H  
EAN 400 371 804 7288  
**Art. no. 113 058**



**REPLACEMENT BLADE 42 CM**  
For 4212 P-A, 4238 SP-A  
EAN no. 400 371 804 8650  
**Art. no. 113 138**

# PREMIUM *pro*

## CAST ALUMINIUM HOUSING

- ✓ Optimum stability and durability
- ✓ Optimum aerodynamics for a perfectly filled grass collector
- ✓ Torsion-resistant, stainless, noise-insulating and extremely robust against impacts and uneven surfaces
- ✓ Full range of convenient features
- ✓ Innovative and simple cutting height adjustment



4852 VS ALU

5352 VS ALU

	PREMIUM <i>pro</i>	PREMIUM <i>pro</i>
Cutting width	47 cm	52 cm
For lawns up to	1500 m <sup>2</sup>	2000 m <sup>2</sup>
Engine	AL-KO Pro 170 QSS	AL-KO Pro 170 QSS
Power	166 ccm / 2.6 kW / 2850 rpm	166 ccm / 2.6 kW / 2850 rpm
Electric starter	-	-
Wheel drive	Variable	Variable
Wheel diameter, front / rear	200 / 280 mm ball-bearing mounted	200 / 280 mm ball-bearing mounted
Cutting height / height adjustment	30 - 85 mm central, 6-stage	30 - 85 mm central, 6-stage
Mower deck	Aluminium	Aluminium
Grass collector volume / material	75 l, fabric / hard-top	75 l, fabric / hard-top
<b>MAX AIRFLOW</b> technology	✓	✓
Power	<b>4INONE</b> function	<b>4INONE</b> function
Mulching function	✓	✓
Side discharge	✓	✓
Aluminium handlebar connection (incl. height adjustment)	✓	✓
Approx. weight	49.1 kg	52.6 kg
EAN no.	400 371 806 2748	400 371 806 2755
Art. no.	127 631	127 632



548 K

553 K

	PREMIUM <i>pro</i>	PREMIUM <i>pro</i>
Cutting width	48 cm	53 cm
For lawns up to	2000 m <sup>2</sup>	2500 m <sup>2</sup>
Engine	Honda GXV 160	Honda GXV 160
Power	163 ccm / 2.7 kW / 2800 rpm	163 ccm / 2.7 kW / 2800 rpm
Electric starter	-	-
Wheel drive	2-speed (Cardan) Blade brake clutch	2-speed (Cardan) Blade brake clutch
Wheel diameter, front / rear	203 / 203 mm, ball-bearing mounted, aluminium	244 / 244 mm, ball-bearing mounted, aluminium
Cutting height / height adjustment	15 - 77 mm, axle/individual wheel, 7-stage	26 - 82 mm, axle/individual wheel, 7-stage
Mower deck	Aluminium with steel insert	Aluminium with steel insert
Grass collector volume / material	70 l, fabric	70 l, fabric
<b>MAX AIRFLOW</b> technology	✓	✓
Power	<b>2INONE</b> function	<b>2INONE</b> function
Mulching function	Optional	Optional
Side discharge	-	-
Aluminium handlebar connection (incl. height adjustment)	-	-
Approx. weight	58.2 kg	65.6 kg
EAN no.	400 371 805 8222	400 371 805 1681
Art. no.	127 448	127 148

# ACCESSORIES FOR ALUMINIUM MOWERS



**REPLACEMENT BLADE 47 CM**  
For 4852 VS ALU  
EAN no. 400 371 834 9351  
Art. no. 119 260



**REPLACEMENT BLADE 52 CM**  
For 5352 VS ALU  
EAN no. 400 371 834 8286  
Art. no. 119 167

## BY PROFESSIONALS FOR PROFESSIONALS

- ✓ Robust professional tool for commercial use
- ✓ Long hours of professional work
- ✓ Powerful and durable Honda engine
- ✓ Cast aluminium deck with steel insert
- ✓ Shaft drive transmission
- ✓ Blade brake clutch for engaging and disengaging the cutting blade when the engine is running

# ACCESSORIES FOR 548 K / 553 K



**MULCHING KIT FOR 548 K**  
EAN no. 400 371 805 8710  
Art. no. 127 473

**FOR 553 K** EAN no. 401 596 659 4285  
Art. no. 126 680



# MULCH MOWERS

## ECOLOGICAL LAWN CARE, THANKS TO ORGANIC FERTILISER



engineered in  
**GERMANY**

---

made in  
**AUSTRIA**

MULCH MOWERS



### TRANSFORM YOUR LAWN INTO A LUSH, GREEN AND HEALTHY ONE WITH MULCHING

The 4734 SP-A BIO mulch mower allows you to achieve the best mulching results, even in thick grass, thanks to the powerful engine. During mulching, the cut blades of grass are thrown upwards within the mower deck, finely shredded by a special blade and blown back onto the turf as a natural fertiliser – this returns nutrients to the roots and protects the lawn against drying out.

The mulching function calls for regular mowing. If mulching is not possible due to the length of grass, it can effortlessly be converted to side discharge.



**4734 SP-A BIO**

**COMFORT pro**

Cutting width	46 cm
For lawns up to	1400 m <sup>2</sup>
Engine	AL-KO Pro 170 QSS
Power	166 ccm / 2.6 kW / 2800 rpm
Wheel drive	1-speed
Wheel diameter, front / rear	220 / 205 mm, all ball-bearing mounted
Cutting height / cutting height adjustment	30 - 85 mm /wheel axle, 4-stage
Mower deck	Steel plate
Function	<b>2INONE</b> function
EAN no.	400 371 806 4902
<b>Art. no.</b>	<b>127 721</b>

\*Product with fast delivery due to high stock availability



## ACCESSORIES



**REPLACEMENT BLADE**  
EAN no. 400 371 834 8859  
Art. no. 119 224

# BATTERY RIDE-ON LAWNMOWERS

LOW-EMISSION MOWING  
WITHOUT THE EXHAUST



R 85.1 Li

**PREMIUM** *pro*

Working width	81 cm
For areas up to	6.000 m <sup>2</sup>
Max. operating time	150 minutes
Battery type	Li-ion 72V / 31Ah / 2232 Wh
Drive motor power	1.3 kW max. / 6 km/h
Blade motor power	2x 0.8 kW
Transmission	infinitely electric
Grass collector volume / material	190 l / fabric with hard-top
Grass collector emptying	Telescopic lever
Cutting height / height adjustment	2.5 - 13 cm / central, 10-stage
Tyre size front / rear (")	11 x 4.0 - 5 / 13 x 5.0 - 6
Mulching function	✓
Length x width x height approx.	200 x 85 x 104 cm
Included in delivery	Charger: 12 hrs. / 2.5A
EAN no.	400 371 806 1871
Art. no.	127 617



## POWERFUL LITHIUM-ION BATTERY FOR LOW-EMISSION MOWING

Ride-on mowers, also known as riders, are comparable in terms of performance to that of classic lawnmowers. In these models, the drive element is fitted under the seat, which is where the name "Rider" comes from. The large lithium-ion battery ensures long-lasting operation and increased comfort through quiet operation. A total of three electric motors are driven by the powerful battery: one for the wheel drive and one for each cutting blade. A handy feature is the adjustment of the blade speed in difficult conditions. Furthermore, the ride-on mower is able to

reverse mow at full speed. A high degree of ergonomics is achieved by means of the easy-to-use controls, the adjustable seat, the anti-slip steering wheel and the complete absence of engine noise and exhaust gases. The large grass collector means you can mow the grass for longer before needing to empty it and also features a fill level indicator with acoustic signal, which sounds once the box is completely filled.

# PETROL RIDE-ON LAWNMOWERS

SMALL, PRECISE AND MANOEUVRABLE



PETROL RIDE-ON LAWNMOWERS



R 7-63.8 A

R 7-65.8 HD

COMFORT *pro*

PREMIUM *pro*

Working width	62 cm	62 cm
For areas up to	2500 m <sup>2</sup>	3000 m <sup>2</sup>
Engine	AL-KO Pro 225 (1 cylinder)	Briggs & Stratton 950 E (1 cylinder)
Power	224 ccm / 4.2 kW / 3000 rpm	223 ccm / 4 kW / 3000 rpm
Number of cylinders	1 cylinder	1 cylinder
Transmission	Gearbox (F: 4 / R: 1)	Foot operated hydrostatic (T1)
Max. Speed	5 km/h	6 km/h
Grass collector volume / material	130 l / fabric	130 l / fabric
Grass collector emptying	Telescopic lever	Telescopic lever
Cutting height / height adjustment	2.5 - 7.5 cm / central, 4-stage	2.5 - 7.5 cm / central, 4-stage
Blade engagement	Mechanical	Mechanical
Tyre size front / rear (")	11 x 4.0 - 5 / 13 x 5.0 - 6	11 x 4.0 - 5 / 13 x 5.0 - 6
Length x width x height approx.	190 x 66 x 110 cm	190 x 66 x 110 cm
EAN no.	400 371 805 9304	400 371 805 9298
Art. no.	127 486	127 487

\*Product with fast delivery due to high stock availability

## MANOEUVRABLE AND FUN TO USE, WITH A GUARANTEED PERFECT FINISH

Our petrol ride-on mowers are comparable in terms of performance to that of classic lawnmowers. Their size makes petrol ride-on mowers dynamic and easy to manoeuvre around winding plots of land and the many obstacles you find in the garden. Ride-on mowers, with their narrow width, are the ideal choice for gardens with narrow passages. They are driven by a powerful AL-KO Pro or Briggs & Stratton engine. A high degree of ergonomics is achieved by means of the

comfortable adjustable seat, easy-to-use controls and the anti-slip steering wheel. The grass collector can be conveniently emptied using the telescopic lever and uses an acoustic signal to warn users when it is full. The Premium model R 7-65.8 HD boasts an infinitely variable hydrostatic drive with foot pedal, the option of reverse mowing at full speed and optimised steering thanks to special gearing.

## ACCESSORIES FOR R 7 RIDE-ON LAWNMOWERS



### DEFLECTOR

For the R7 ride-on lawnmower  
EAN no. 400 371 805 9793  
Art. no. 127 534

# TRACTORS

## THE TOP CLASS OF LAWN CARE


Impeccable mowing on any terrain - and that's from the comfort on your seat, in next to no time. Regardless of whether you opt for a battery or petrol-driven tractor, our tractors come equipped with a wide range of benefits and smart features.




### EFFORTLESSLY MOW LARGE AND TRICKY AREAS

Where lawnmowers and riders reach their performance limits, that's where our lawn tractors come into their own. The engines provide greater power, meaning that it really doesn't matter whether you need to manoeuvre your lawn tractor across winding terrain or mow large lawns - look no further than our lawn tractors. Combining power and comfort, they mow areas of up to 12000 m<sup>2</sup>.



engineered in   
**GERMANY**

---

 made in  
**AUSTRIA**

### MAXIMUM COMFORT AND FLEXIBILITY

You'll have no problem making yourself comfortable on our lawn tractors! Our lawn tractors offer comfort a cut above the rest. The low entry level, ergonomic mowing position as well as the ample legroom promote comfortable mowing without feeling tired, as well as spending more time behind the wheel. Our lawn tractors have become real all-rounders, both in summer and winter, owing to their wide range of accessories.



### INNOVATIVE AND DURABLE SOLUTIONS

With our quality promise "Engineered in Germany & Made in Austria", we are developing innovative solutions for our lawn tractors, ensuring that the machines are as comfortable and durable as possible. All our lawn tractors feature our patented C-profile frame, offering durable operation, as well as our patented freewheel mechanism to decrease gearbox wear and tear. The innovative design, combined with high-quality components such as the electromagnetic blade brake clutch, the foot-operated hydrostatic transmission and extremely precise steering, put our lawn tractors in a class of their own.



### MOWING WITH GREATER EFFICIENCY

Our lawn tractors can be used with side discharge, rear discharge and mulching functions. The side discharge function is particularly useful if you need to cover large areas of grass in a jiffy. The highest mowing quality is achieved with regular mulching, whereby the grass is deposited on the lawn in fine clippings. If the grass cuttings need to be collected, our tractors with rear discharge function are the ideal choice. Extra high, extra large - that's the approach taken by MaxAirflow technology for our rear discharge tractors when it comes to increasing efficiency compared with standard ride-on mowers.




### MAKE MOWING A CLASSY AFFAIR


With our lawn tractors, you get a very special experience when maintaining your lawn. With proven transmissions and cutting widths of up to 125 cm, you will find the right machine for every requirement. You will feel how comfortable mowing is as soon as you get behind the wheel. You'll be in safe hands with the lawn tractor

which makes mowing a truly pleasurable experience. Simply climb on, turn the key, put your foot on the pedal, and enjoy yourself! Take lawn mowing to the next level with lawn tractors engineered in Germany and made at our factory in Austria.



engineered in   
**GERMANY**

---

 made in  
**AUSTRIA**

# BATTERY TRACTORS

## EDITION ONE



# MOW GREEN

## 100% ELECTRIC

PREMIUM *pro*



engineered in  
**GERMANY**   
made in  
**AUSTRIA** 

solo  
by AL-KO

SCAN QR CODE  
AND DISCOVER MORE  
ABOUT THE BATTERY  
TRACTORS



## OUR ENVIRONMENTALLY-FRIENDLY FUTURE-PROOF TRACTOR - 100 % ELECTRIC

### YOUR VERY OWN GREEN TRACTOR

Switching over to ecological mowing is a straightforward and safe process, perfectly tailored to your requirements and finances. Our qualified retailers will be delighted to help you find a suitable financial solution.

- ✓ FEWER MAINTENANCE INTERVALS, THANKS TO ITS ELECTRIC TRANSMISSION
- ✓ UNRIVALLED POWER & MOWING QUALITY IN HEAVY-LOAD CONDITIONS
- ✓ SAVE TIME WITH OPTIMUM PERFORMANCE, THANKS TO WIDE MOWING DECK AND HIGH MOWING SPEED
- ✓ NOISE REDUCTION
- ✓ EMISSION-FREE MOWING
- ✓ HIGH DURABILITY, NO BATTERY MEMORY EFFECT THANKS TO LITHIUM-ION TECHNOLOGY
- ✓ IP65 PROTECTION AGAINST MOISTURE

### EDITION ONE

EDITION ONE is the first generation of solo® by AL-KO battery lawn tractors. This generation comes fully equipped, including maxRun® and Smart Cockpit, large wheels that are gentle on the lawn and an incredibly powerful battery. The battery lawn tractors were engineered in Germany and made at our factory in Austria.

Battery lawn tractors offer the same level of power as petrol lawn tractors - with the difference being that their maintenance intervals are less frequent than are associated with petrol engines: for example, there is no need to change spark plugs or oil, or refuel the tank.

All you need to do is charge the battery.

# PREMIUM *pro*

## UNBEATABLE COMFORT



engineered in  
**GERMANY**

made in  
**AUSTRIA**



## maxRun® & SMART COCKPIT

- ✓ INNOVATIVE OPERATING MODES: ECO MODE FOR SAVING BATTERY POWER, INTELLIGENT MOWING WITH AUTONOMOUS SPEED CONTROL FOR MAXIMUM EFFICIENCY & BLADE REVERSE TO REMOVE ANY BLOCKAGES FROM THE MOWING DECK.
- ✓ PRECISE FAULT DIAGNOSTICS AND DIRECT HELP IN THE SMART COCKPIT
- ✓ CUSTOMISED USER TIPS IF PROBLEMS ARISE
- ✓ UNRIVALLED MOWING RESULTS
- ✓ SUITABLE FOR 4" TO 7" SMARTPHONES



T 3100LI - 95.2e S

T 6200LI - 105.2e

PREMIUM *pro*

PREMIUM *pro*

Function	T 3100LI - 95.2e S	T 6200LI - 105.2e
Discharge	Side discharge	Rear discharge
Working width	95 cm (2 blades)	105 cm (2 blades)
Area coverage up to*	7500 m <sup>2</sup>	12,000 m <sup>2</sup>
Max. operating time	90 min.	150 minutes
Battery type	Lithium-ion 48V / 60Ah / 3100 Wh	Lithium-ion 48V / 120Ah / 6200 Wh
Drive motor power	1.7 kW / 10 km/h	1.7 kW / 10 km/h
Blade motor power	2 x 1.5 kW	2 x 1.5 kW
Transmission	infinitely electric	infinitely electric
Grass collector volume / material	-	310 l / fabric with hard-top
Grass collector emptying / optional extension	-	Telescopic lever / electric (art. no. 119 602)
MAX AIRFLOW technology	-	✓
Cutting height / height adjustment	3 - 9 cm / central, 7-stage	3 - 9 cm / central, 7-stage
Tyre size front / rear (")	16 x 6.5 - 8 / 20x10.0 - 8	16 x 6.5 - 8 / 20x10.0 - 8
maxRun® & smart Cockpit	✓	✓
Individual operating modes (Cruise control, ECO mode & intelligent mowing)	✓	✓
Mulching function	✓	Optional (art. no. 119 656)
Bumper	✓	✓
LED headlights	✓	✓
Length x width x height approx.	200x102x117 cm	251x110x117 cm
Included in delivery	Fast charger: 2.5 hrs. / 20A	Fast charger: 5 hrs. / 20A
EAN no.	400 371 806 3325	400 371 806 3318
Art. no.	127 660	127 659

\*In optimum mowing conditions

## MAXIMUM EFFICIENCY

- ✓ HIGH SPEED FOR SWIFT MOWING
- ✓ MAXIMUM ENDURANCE, THANKS TO CONSIDERABLE BATTERY POWER
- ✓ WIDE MOWING DECK FOR LARGE AREAS
- ✓ MAXIMUM POWER DUE TO STRONG ELECTRIC MOTORS POWERING EACH CUTTING BLADE
- ✓ EFFICIENT MOWING THANKS TO MAXAIRFLOW TECHNOLOGY FOR OPTIMISED MOVEMENT OF GRASS INTO THE GRASS COLLECTOR\*
- ✓ LARGE 310 LITRE GRASS COLLECTOR FOR FEWER TRIPS TO THE BIN/COMPOSTER\*

\*Available for PREMIUM *pro* model T 6200LI - 105.2e.



# PETROL TRACTORS

IN USE FOR YEARS  
AND STANDING  
THE TEST OF TIME



## POWERFUL AND DURABLE ENGINES

Our tractors are driven by powerful and durable AL-KO Pro or Briggs & Stratton engines. 2-cylinder engines are robust, but run smoothly, which is appreciated by the driver in terms of fewer vibrations. The Briggs & Stratton Intek series engines form part of the Premium class for petrol tractors. Thanks to cast-iron cylinder liners, pressure lubrication with oil filter, anti-vibration system and OHV technology, the series is extremely durable and reliable.



engineered in  
**GERMANY**



made in  
**AUSTRIA**

## SMOOTH INFINITELY VARIABLE HYDRO DRIVE

As one of their key features, our tractors include a high-quality Hydro-Gear® transmission and thus can ensure the very best driving experience in even the most difficult situations. The hydrostatic transmission from Hydro-Gear® was developed, tested and built to ensure reliable, quiet and yet extremely precise performance for many years.



## A REAL ALL-ROUNDER

Regardless of whether you need to tackle long, wet grass or the ground is still iced over – nothing poses a problem for our petrol lawn tractors, thanks to their versatile range of uses and our **PREMIUM pro** special tractors. Simply choose the right tractor for you, based on the task at hand, from our wide selection of side and rear-discharge tractors. Our wide range of accessories makes the lawn tractors even more versatile. Nice Hop on your tractor in winter to clear the snow or use it in summer to move your gardening tools with our Combi trailer. Gardening is taken to the next level of intelligence with the Smart Cockpit, which can also be optionally installed on your **PREMIUM pro** lawn tractor.

## OUR SERVICE PROMISE TO YOU

Our petrol lawn tractors are reliable appliances, providing unrivalled mowing and grass collection, and are thus the perfect addition to your large garden. The components of petrol lawn tractors have been in use for years and have stood the test of time. You can choose from two different categories: Our **COMFORT pro** lawn tractors are the entry-level range of lawn tractors and impress users with their simple operation as well as their excellent value for money. **PREMIUM pro**

lawn tractors offer maximum performance and comfort, overcoming any challenge that stands in their way in your garden. Regardless of whether the grass is long or the ground is still wet, we've got the right Premium lawn tractor for the job. All our lawn tractors always live up to our quality promise "Engineered in Germany & Made in Austria".



## EASY TO SERVICE DESIGN

Regular maintaining your petrol lawn tractor will extend its service life. Benefit from the easy-to-service design of our lawn tractors: Installing and removing the mowing deck, for example, is done in no time at all, so that conversion from summer to winter operation is also quick and easy. The innovative Smart Cockpit of our **PREMIUM pro** petrol lawn tractors assists you with a service log, similar to those found on your vehicle. You will receive reminders and in-depth explanations directly on your smartphone once a service is due.



# COMFORT *pro*



engineered in   
**GERMANY**  
made in   
**AUSTRIA**

SCAN QR CODE AND  
DISCOVER MORE ABOUT  
THE COMFORT PRO  
TRACTORS



## THE ADVANCED GENERATION OF OUR COMFORT *pro* PETROL LAWN TRACTORS

Our **COMFORT *pro*** petrol tractors have been a popular choice for many years now, and have been taking on a new look since the 2023 season. We are listening to our customers' thoughts and are continually improving our tractors. This has led to the engine bonnet be updated, with the intensity of the headlights has been increased tenfold. In addition to the new eye-catching look

of the **COMFORT *pro*** lawn tractors, we have also implemented technical improvements associated with the grass collector. The improved box frame is the product of a wide variety of feedback from our long-term customers. Take a look at the new generation of our **COMFORT *pro*** lawn tractors for yourself.



## INNOVATIVE DESIGN <sup>®</sup>

For the 2023 season, we have revolutionised the design of our **COMFORT *pro*** tractors and adapted it to our new solo<sup>®</sup> by AL-KO design language. We have drawn on design elements from the automotive industry, such as long headlight glass and large radiator grilles. In comparison to the previous generation, the intensity of the headlights has been increased tenfold.

## EXTREMELY USER FRIENDLY

Our **COMFORT *pro*** lawn tractors stand out with their high level of user friendliness. Durable components such as the foot operated-hydrostatic transmission and electromagnetic blade brake clutch are used, which are able to engage and disengage the blades at any time without having to stop the engine. Indeed, using the lawn tractor is a breeze. Enjoy further benefits, such as the low access and extra long legroom. The controls can be easily accessed from the seat and feature an even more ergonomic design in the new generation.



## IMPROVED BOX FRAME INCL. NEW PIVOT POINT

For the 2023 season, we have increased the volume of the grass collector on our **COMFORT *pro*** lawn tractors to 250 litres. Thanks to the new pivot point, even less force is required to empty the larger grass collector. This pivot point is enabled by the improved box frame, to which we have also included an additional lock. This lock perfectly secures the box in the supporting arms, preventing it from accidentally falling out to the side. Attachment and removal of the collector box has also been considerably improved during this change.

## PRECISE STEERING AND WIDE TYRES FOR UNBEATABLE MOWING COMFORT

Our lawn tractors are very easy manoeuvre, thanks to precise steering components. Moreover, the large wheels provide great traction for the lawn tractor and do their very best not to leave their marks behind on the lawn: The bigger, the better. Our **COMFORT *pro*** lawn tractors have comparably larger wheels when set against competing products. Not to mention our **PREMIUM *pro*** lawn tractors' wheels are even bigger.





# COMFORT *pro*

## LAWN TRACTORS



engineered in **GERMANY**  
made in **AUSTRIA**



SIDE DISCHARGE

SIDE DISCHARGE

T 15-93.3 HDS-A

T 18-111.4 HDS-A V2

T 15-93.3 HD-A

COMFORT *pro*

COMFORT *pro*

COMFORT *pro*

Working width	95 cm (2 blades)	110 cm (2 blades)	93 cm (2 blades)
Area coverage up to	7000 m <sup>2</sup>	10,000 m <sup>2</sup>	6000 m <sup>2</sup>
Engine	AL-KO Pro 450	AL-KO Pro 600 V2	AL-KO Pro 450
Power	452 ccm / 8.5 kW / 2900 rpm	586 ccm / 9.6 kW / 2700 rpm	452 ccm / 7.7 kW / 2600 rpm
Number of cylinders	1 cylinder	2 cylinders	1 cylinder
Transmission	Foot operated hydrostatic (T2)	Foot operated hydrostatic (T3)	Foot operated hydrostatic (T3)
Max. Speed	8 km/h	9 km/h	9 km/h
Grass collector volume / material	-	-	250 l / fabric with hard-top
Grass collector emptying	-	-	Telescopic lever
<b>MAX AIRFLOW</b> technology	-	-	✓
Cutting height / height adjustment	3 - 8 cm / central, 6-stage	3 - 8 cm / central, 6-stage	3 - 8 cm / central, 6-stage
Blade engagement	Electromagnetic	Electromagnetic	Electromagnetic
Tyre size front / rear (")	15 x 6.0-6 / 18 x 8.5-8	15 x 6.0-6 / 18 x 8.5-8	15 x 6.0-6 / 18 x 8.5-8
Mulching function	✓	✓	Optional Art. no. 118 885
Bumper Art. no. 119 658 / Art. no. 127 731	Optional	Optional	Optional
LED headlights Art. no. 119 832	Optional	Optional	Optional
Length x width x height approx.	190x102x114 cm	190x117x114 cm	239x102x114 cm
EAN no.	400 371 806 4032	400 371 806 4919	400 371 806 4056
Art. no.	127 685	127 724	127 687



T 15-103.3 HD-A

T 13-93.3 HD

T 18-93.4 HD-A V2

T 18-103.4 HD-A V2

COMFORT *pro*

COMFORT *pro*

COMFORT *pro*

COMFORT *pro*

Working width	103 cm (2 blades)	93 cm (2 blades)	93 cm (2 blades)	103 cm (2 blades)
Area coverage up to	7000 m <sup>2</sup>	6000 m <sup>2</sup>	6000 m <sup>2</sup>	7000 m <sup>2</sup>
Engine	AL-KO Pro 450	Briggs & Stratton 3130 Powerbuilt	AL-KO Pro 600 V2	AL-KO Pro 600 V2
Power	452 ccm / 7.5 kW / 2450 rpm	344 ccm / 6.3 kW / 2600 rpm	586 ccm / 9.4 kW / 2600 rpm	586 ccm / 9.0 kW / 2450 rpm
Number of cylinders	1 cylinder	1 cylinder	2 cylinders	2 cylinders
Transmission	Foot operated hydrostatic (T3)	Foot operated hydrostatic (T3)	Foot operated hydrostatic (T3)	Foot operated hydrostatic (T3)
Max. Speed	9 km/h	9 km/h	9 km/h	9 km/h
Grass collector volume / material	250 l / fabric with hard-top	250 l / fabric with hard-top	250 l / fabric with hard-top	250 l / fabric with hard-top
Grass collector emptying	Telescopic lever	Telescopic lever	Telescopic lever	Telescopic lever
<b>MAX AIRFLOW</b> technology	✓	✓	✓	✓
Cutting height / height adjustment	3 - 8 cm / central, 6-stage	3 - 8 cm / central, 6-stage	3 - 8 cm / central, 6-stage	3 - 8 cm / central, 6-stage
Blade engagement	Electromagnetic	Electromagnetic	Electromagnetic	Electromagnetic
Tyre size front / rear (")	15 x 6.0-6 / 18 x 8.5-8	15 x 6.0-6 / 18 x 8.5-8	15 x 6.0-6 / 18 x 8.5-8	15 x 6.0-6 / 18 x 8.5-8
Mulching function	Optional Art. no. 119 656	Optional Art. no. 118 885	Optional Art. no. 118 885	Optional Art. no. 119 656
Bumper Art. no. 119 658 / Art. no. 127 731	Optional	Optional	Optional	Optional
LED headlights Art. no. 119 832	Optional	Optional	✓	✓
Length x width x height approx.	239x110x114 cm	239x102x114 cm	239x102x114 cm	239x110x114 cm
EAN no.	400 371 806 4063	400 371 806 4070	400 371 806 4926	400 371 806 4933
Art. no.	127 688	127 689	127 725	127 726

# PREMIUM *pro*

THE MOST POWERFUL WORKHORSES IN THE RANGE



engineered in   
**GERMANY**  
made in   
**AUSTRIA**

SCAN QR CODE  
AND DISCOVER MORE  
ABOUT THE PREMIUM  
PRO TRACTORS



## THE NEW GENERATION OF OUR PREMIUM PRO PETROL LAWN TRACTORS

Our **PREMIUM pro** lawn tractors have been in use for years and are standing the test of time as versatile machines, and in the 2024 season they are absolutely eye-catching. These new mowers let you experience the combination of unrivalled performance, maximum efficiency, maximum comfort and utmost versatility, while being rather eye-catching. In addition to their new look and feel, the new workhorses also prove impressive with new technical improvements that we have

implemented based on feedback from our long-term customers. You'll be mowing to impeccable standards, overcoming almost anything in your way, regardless of whether you need to cover large areas or high grass or tackle steep slopes. The Smart Cockpit provides you with information about all the key aspects of the tractor or your mowing both during and after mowing. Why not give one of our smart and innovative **PREMIUM pro** petrol lawn tractors a whirl?



## UNRIVALLED PERFORMANCE

**PREMIUM pro** tractors are driven by extremely powerful engines, enabling you to overcome great challenges. Even thick grass shouldn't pose any issues. The Hydro-Gear® G700 transmission offers the best performance over a long period of time, owing to its rugged cast aluminium housing and improved internal components, as well as solid 1" wheel shafts. The external oil filter makes the unit easy to maintain, while the integrated pump ensures that the main elements of the gearbox hydraulic system are always supplied with sufficient oil.

## MAXIMUM EFFICIENCY

From the 2024 season, we will maximise the efficiency of our **PREMIUM pro** lawn tractors thanks to the 2 km/h increase in speed (up to 13 km/h), the wide mowing deck (up to 125 cm) and MaxAirflow technology for the best way to transport into the high-volume grass collector (310 litres). Perfectly combining these features makes our **PREMIUM pro** tractors the most efficient on the market. A larger grass collector means you make fewer trips to empty it, leaving you with more time to enjoy the finer things in your garden.



## MAXIMUM ERGONOMICS

Alongside efficiency, we are also maximising the ergonomics of our **PREMIUM pro** lawn tractors from the 2024 season. We have added armrests to the seat, which is fit for a king, keeping you even more comfy after longer periods in the garden. For more reliable and faster adjustment of the mowing height, the height adjustment of the mowing deck is provided with a memory function that maintains the preferred cutting height. The pedals of **PREMIUM pro** lawn tractors are arranged parallel to each other, in a similar layout to your car, meaning you are able to respond quickly to any situation. Empty the large grass collector with the optionally available electric emptying kit, which enables you to open the grass collector with a single press of a switch.

## UTMOST VERSATILITY

You are particularly versatile with our wide range of accessories, which you can use as you wish on the **PREMIUM pro** lawn tractors. With this in mind, take a look at our "**PREMIUM pro** exclusive" accessory solutions. Even in winter, if you come across high grass, steep terrain and in tricky situations, the user of the **PREMIUM pro** lawn tractor is ideally supported. Our wide range of accessories offers exactly what you need for your lawn tractor, precisely tailored to your demands and applications. The option of retrofitting all our **PREMIUM pro** lawn tractors with the Smart Cockpit is a rather smart choice.



# PREMIUM *pro*

NEW DEVELOPMENTS  
FOR THE 2024 SEASON



INCREASED EFFICIENCY

## DESIGN <sup>®</sup>

Discover our new design that offers the tractor a whole new visibility and dimension. The LED system is rather striking with its bright LED strips as permanent daytime running lights. The design incorporates our AL-KO design language and provides **PREMIUM *pro*** and **COMFORT *pro*** tractors with a uniform look. With its impressive dimensions, the new **PREMIUM *pro*** tractor looks like the big brother among lawn tractors. By further developing the design, we are also raising the competitive edge of our **PREMIUM *pro*** tractors. This new design sets the standard for future developments in the field of ride-on mowers.



ENHANCED ERGONOMICS



## IMPROVED BELT GUIDE

Based on invaluable customer feedback, we have been able to optimise the belt drive of our tractors. Previously, the drive was occasionally weakened during heavy use. We have now increased the wrap angle of the transmission pulley by 40°. To do so, we have developed a new belt that can be loaded on both sides, an additional pulley and a spring that is tailored to the other components. The improved belt guidance refines the drive and minimises losses. For reliable tractor performance, even in harsh conditions.

## ENHANCED SPEED

Thanks to our optimised drive system, you will also benefit from improved performance and higher speeds. By means of extensive testing, we were able to determine an optimised gearbox transmission ratio, which enables a higher speed and therefore also increased power. Thanks to the optimised belt guide, this increased power is efficiently transmitted to the rear axle. This not only results in faster driving, but also faster mowing - developed with maximum efficiency in mind.



## ARMRESTS

Discover our armrests - our response to the frequent customer request for comfort when working for longer periods, especially on large areas of land. Our armrests are height adjustable and enable each user to individually adjust them to their own requirements. The armrests can also be retrofitted on older seats, therefore expanding our range of accessories. We have even developed our own armrests for retrofitting our COMFORT *pro* tractors. It goes without saying that we have rigorously tested the stability - each armrest was loaded with 100 kg and was able to withstand this load.

## HEIGHT ADJUSTMENT MEMORY FUNCTION

Make your work easier with our memory function, which allows you to set the cutting height in a more reliable and faster manner. Save your preferred cutting height, ensuring you don't accidentally work at a different height. You'll love this feature, especially when you've plenty of work to tackle in the garden. The inspection window means you can always keep an eye on the cutting height. The audible signal also provides additional support while performing the adjustment. In contrast to our competitors, who only occasionally have such a solution in their product range and most of them involve complex adjustment, we offer convenient operation with a single handle.



# PREMIUM *pro*

## SPECIAL TRACTORS



**T 22-105.4 HD V2 SD**  
Art. no. 127 710

## SMART COCKPIT

The Smart Cockpit is revolutionising lawn mowing, making the process more efficient and simple. Download the AL-KO inTOUCH App, place your smartphone in the sturdy holder (suitable for all 4" to 7" devices), connect your lawn tractor via Bluetooth® and then all the benefits of smart lawn tractors can be utilised.

For support in no time at all, simply contact selected retailers via the AL-KO inTOUCH App on the Smart Cockpit, who will be able to swiftly resolve the issue. The Smart Cockpit is also home to useful product videos, lists with accessories and spare parts, as well as digital manuals.



RETROFITTING KIT FOR ALL  
**PREMIUM *pro***  
TRACTORS FROM 2014

### AS YOU MOW

The Smart Cockpit offers many benefits when operated from the tractor. Displayed details are:-

- ✓ **MOWING EFFICIENCY**, for the perfect cut
- ✓ **MAXIMUM MOWING TIME REMAINING**, which is calculated based on fuel consumption

- ✓ **SPEED**, which lights up red for low mowing efficiency in order to prevent any blockages
- ✓ **TRACTOR INCLINE**, as a safety recommendation for steep slopes
- ✓ **OPERATING HOURS**, to make servicing the machine much easier

## SMART HELP

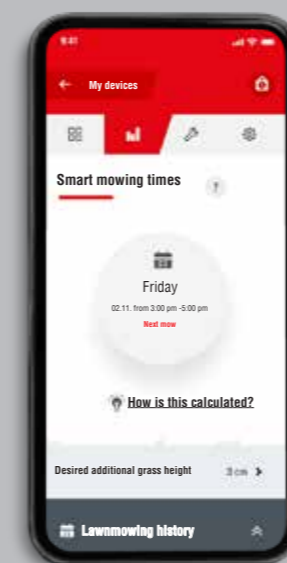

Our innovative inTOUCH App offers a wide range of useful features, designed to help you get the most out of your tractor. Are you starting your tractor incorrectly? Don't worry, you'll gain the right information to fix this problem.

What's more, you will receive notifications at defined maintenance intervals, such as for blade replacement or oil change. These reminders help to ensure that you never miss an important maintenance task again. Our service logbook gives you access to a list of recommended future maintenance tasks at any time.

To make maintaining your tractor even easier, you can conveniently track all previous maintenance activities. This way, you always have an overview of the inspections carried out and the service intervals. In addition, the app offers useful product videos, FAQs, suitable accessories and somewhere to store digital manuals. Furthermore, we enable you to have regular contact with your dealer via the app.

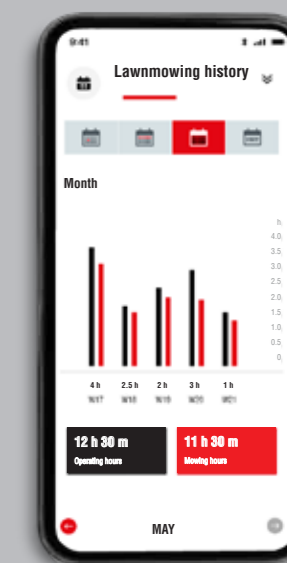


SCAN THE QR CODE  
TO HEAD TO THE  
SMART TRACTORS



### INTELLIGENT SUGGESTIONS FOR FUTURE MOWING INTERVALS BASED ON:

- ✓ Garden location
- ✓ Weather forecast
- ✓ Garden conditions
- ✓ Operating mode, whether collecting or mulching



### MOWING HISTORY\*

- ✓ Hours per day, week, month or year
- ✓ Operating mode, e.g. driving time vs mowing time

\* Requires link to smartphone while mowing

# PREMIUM *pro*

## SPECIAL TRACTORS



SCAN THE QR CODE TO HEAD TO THE TRACTOR WITH DIFFERENTIAL LOCK

**T 22-105.4 HDD-A V2**  
Art. no. 127 708



## DIFFERENTIAL LOCK

### THE SOLUTION FOR EVERY SURFACE

SAFE WORK ON SLOPES AND WET OR LOOSE GROUND  
Working in winter is made effortless by locking the rear axle.

MAXIMUM TRACTION AND OPTIMAL BALANCE  
If a rear wheel slips, the differential lock ensures that the rear axle is actively locked to enable better traction and a safer way of working. The differential lock is unlocked automatically.

SNOW CHAINS ARE ESSENTIAL IN WINTER

## HIGH GRASS MOWER DECK

SCRUB OR HIGH GRASS? OUR HIGH GRASS MOWING DECK HANDLES IT ALL!

ROBUST, ASYNCHRONOUS BLADE SYSTEM WITH 3 BLADES

The high grass mower deck tackles virtually any grass, and armed with 5 mm thick blades, it is unstoppable even on difficult terrain. The four contact rollers on the mowing deck ensure the right balance on uneven terrain.

CHEVRON TYRES AS STANDARD FOR OPTIMUM TRACTION

The chevron profile rear tyres are fitted as standard, and increase traction on difficult terrain and high grass.

BIODIVERSITY - LESS MOWING, MORE BEES AND INSECTS




**T 22-110.4 HDH-A V2**  
Art. no. 127 709

SCAN THE QR CODE TO HEAD TO THE TALL GRASS TRACTOR



# PREMIUM *pro*

engineered in  
**GERMANY** 

made in  
**AUSTRIA** 



## SIDE DISCHARGE

**T 22-111.4  
HDS-A V2**

**T 15-95.4  
HD-A**

**T 18-95.4  
HD V2**

**T 18-105.4  
HD V2**

**PREMIUM *pro*   PREMIUM *pro*   PREMIUM *pro*   PREMIUM *pro***

<b>Working width</b>	110 cm (2 blades)	95 cm (2 blades)	95 cm (2 blades)	105 cm (2 blades)
<b>Area coverage up to</b>	11,000 m <sup>2</sup>	8000 m <sup>2</sup>	8000 m <sup>2</sup>	9000 m <sup>2</sup>
<b>Engine</b>	AL-KO Pro 700 V2	AL-KO Pro 450	Briggs & Stratton Intek 7160 V2	Briggs & Stratton Intek 7160 V2
<b>Power</b>	708 ccm / 13 kW / 2700 rpm	452 ccm / 7.7 kW / 2600 rpm	656 ccm / 9.6 kW / 2600 rpm	656 ccm / 9.1 kW / 2450 rpm
<b>Number of cylinders</b>	2 cylinders	1 cylinder	2 cylinders	2 cylinders
<b>Transmission</b>	Foot operated hydrostatic (T3)	Foot operated hydrostatic (T3)	Foot operated hydrostatic (T3)	Foot operated hydrostatic (T3)
<b>Max. speed</b>	11 km/h	11 km/h	11 km/h	11 km/h
<b>Improved drive system</b>	✓	✓	✓	✓
<b>Grass collector volume / material</b>	-	310 l / fabric with hard-top	310 l / fabric with hard-top	310 l / fabric with hard-top
<b>Grass collector emptying / optional extension art. no. 119 602</b>	-	Telescopic lever, electrical	Telescopic lever, electrical	Telescopic lever, electrical
<b>MAX AIRFLOW technology</b>	-	✓	✓	✓
<b>Cutting height / height adjustment</b>	3 - 9 cm / central, 7-stage	3 - 9 cm / central, 7-stage	3 - 9 cm / central, 7-stage	3 - 9 cm / central, 7-stage
<b>Memory function</b>	✓	✓	✓	✓
<b>Blade engagement</b>	Electromagnetic	Electromagnetic	Electromagnetic	Electromagnetic
<b>Tyre size front / rear (")</b>	16 x 6.5 - 8 / 20 x 10.0 - 8	15 x 6.0 - 6 / 20 x 10.0 - 8	15 x 6.0 - 6 / 20 x 10.0 - 8	16 x 6.5 - 8 / 20 x 10.0 - 8
<b>Armrests Art. no. 127 730</b>	Optional	Optional	Optional	Optional
<b>Smart Cockpit Art. no. 127 655</b>	Optional	Optional	Optional	Optional
<b>Cast axle</b>	-	-	-	-
<b>Cruise control Art. no. 127 729</b>	Optional	Optional	Optional	Optional
<b>Bumper Art. no. 127 731</b>	Optional	Optional	Optional	Optional
<b>Mulching function Art. no. 118 885</b>	✓	Optional	✓	✓
<b>LED system</b>	✓	✓	✓	✓
<b>Length x width x height approx.</b>	200 x 117 x 117 cm	251x102x117 cm	251x102x117 cm	251x110x117 cm
<b>EAN no.</b>	400 371 806 4940	400 371 806 4766	400 371 806 4773	400 371 806 4780

**Art. no.                    127 727                    127 705                    127 706                    127 707**



## DIFFERENTIAL LOCK

**T 22-105.4  
HDD-A V2**

## HIGH GRASS MOWER

**T 22-110.4  
HDH-A V2**

## SMART COCKPIT

**T 22-105.4  
HD V2 SD**

## 125 CM MOWING DECK

**T 24-125.4  
HD V2**

**PREMIUM *pro*                    PREMIUM *pro*                    PREMIUM *pro*                    PREMIUM *pro***

<b>Working width</b>	105 cm (2 blades)	110 cm (3 blades)	105 cm (2 blades)	125 cm (2 blades, synchronous)
<b>Area coverage up to</b>	9000 m <sup>2</sup>	10,000 m <sup>2</sup>	9000 m <sup>2</sup>	11,000 m <sup>2</sup>
<b>Engine</b>	AL-KO Pro 700 V2	AL-KO Pro 700 V2	Briggs & Stratton Intek 7220 V2	Briggs & Stratton Intek 8240 V2
<b>Power</b>	708 ccm / 12.2 kW / 2450 rpm	708 ccm / 13.4 kW / 2900 rpm	656 ccm / 11.7 kW / 2450 rpm	724 ccm / 14.4 kW / 2.900 rpm
<b>Number of cylinders</b>	2 cylinders	2 cylinders	2 cylinders	2 cylinders
<b>Transmission</b>	Foot operated hydrostatic (T3), Diff. lock	Foot operated hydrostatic (T3)	Foot operated hydrostatic (G700)	Foot operated hydrostatic (G700)
<b>Max. speed</b>	11 km/h	11 km/h	13 km/h	13 km/h
<b>Improved drive system</b>	✓	✓	✓	✓
<b>Grass collector volume / material</b>	310 l / fabric with hard-top	-	310 l / fabric with hard-top	310 l / fabric with hard-top
<b>Grass collector emptying / optional extension art. no. 119 602</b>	Telescopic lever, electrical	-	Telescopic lever, electrical	Telescopic lever, electrical
<b>MAX AIRFLOW technology</b>	✓	-	✓	✓
<b>Cutting height / height adjustment</b>	3 - 9 cm / central, 7-stage	3 - 9 cm / central, 7-stage	3 - 9 cm / central, 7-stage	3 - 9 cm / central, 7-stage
<b>Memory function</b>	✓	✓	✓	✓
<b>Blade engagement</b>	Electromagnetic	Electromagnetic	Electromagnetic	Electromagnetic
<b>Tyre size front / rear (")</b>	16 x 6.5 - 8 / 20 x 10.0 - 8	16 x 6.5 - 8 / 20 x 10.0 - 8	16 x 6.5 - 8 / 23 x 10.5 - 12	16 x 6.5 - 8 / 23 x 10.5 - 12
<b>Armrests Art. no. 127 730</b>	Optional	Optional	Optional	Optional
<b>Smart Cockpit Art. no. 127 655</b>	Optional	Optional	✓	Optional
<b>Cast axle</b>	-	-	✓	✓
<b>Cruise control Art. no. 127 729</b>	Optional	Optional	✓	✓
<b>Bumper Art. no. 127 731</b>	✓	✓	✓	✓
<b>Mulching function Art. no. 118 885</b>	✓	-	✓	✓
<b>LED system</b>	✓	✓	✓	✓
<b>Length x width x height approx.</b>	251x110x117 cm	200x114x117 cm	256x110x120 cm	256x130x120 cm
<b>EAN no.</b>	400 371 806 4797	400 371 806 4803	400 371 806 4810	400 371 806 4827

**127 708                    127 709                    127 710                    127 711**

\*Product with fast delivery due to high stock availability

# TRACTOR ACCESSORIES



**BUMPER**  
EAN no. 400 371 835 3464  
**Art. no. 119 658**



**BUMPER PRO.** **NEW**  
Premium tractors from 2013  
Comfort tractors from 2017  
EAN no. 400 371 806 4988  
**Art. no. 127 731**



**MULCHING KIT FOR 93 / 95 CM**  
EAN no. 400 371 834 5643  
**Art. no. 118 885**

**FOR 103 / 105 CM**  
EAN no. 400 371 835 3440  
**Art. no. 119 656**



**RETROFITTING KIT FOR LED LIGHTS**  
EAN no. 400 371 835 5116  
**Art. no. 119 832**



**ARMRESTS** **NEW**  
Premium tractors from 2013  
Comfort tractors from 2017

**COMFORT pro**  
EAN no. 400 371 806 4995  
**Art. no. 127 732**

**PREMIUM pro**  
EAN no. 400 371 806 4971  
**Art. no. 127 730**



**CHEVRON TYRES 20"**  
EAN no. 400 371 806 0911  
**Art. no. 127 577**

**23"**  
EAN no. 400 371 806 0928  
**Art. no. 127 578**



**HIGH GRASS DECK 110**  
working width 110 cm  
4 contact rollers for unevenness  
EAN no. 400 371 806 0904  
**Art. no. 127 576**



**DEFLECTOR**  
**COMFORT pro**  
EAN no. 400 371 805 9281  
**Art. no. 127 488**

**PREMIUM pro**  
EAN no. 400 371 835 2986  
**Art. no. 119 606**



**MEMORY FUNCTION** **NEW**  
Premium tractors from 2013  
EAN no. 400 371 806 4957  
**Art. no. 127 740**



**CRUISE CONTROL** **NEW**  
Improved control  
Premium tractors from 2013  
EAN no. 400 371 806 4964  
**Art. no. 127 729**



**ELECTRIC GRASS COLLECTOR EMPTYING**  
Premium tractors from 2013 with grass collector  
EAN no. 400 371 835 2948  
**Art. no. 119 602**

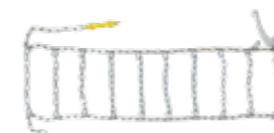


**RETROFITTING KIT FOR SMART COCKPIT**  
Premium tractors from 2013  
EAN no. 400 371 806 3332  
**Art. no. 127 655**  
**+ SMART INDUCTIVE CHARGING**  
EAN no. 400 371 806 3349  
**Art. no. 127 656**

**PREMIUM pro**  
*exclusive*



**SNOWPLOUGH**  
Snow clearing width: 125 cm  
Spring-supported snow shield  
5-stage adjustable angle  
Gentle clearing edge with rubber strip  
EAN no. 400 371 835 2924  
**Art. no. 119 600**



**SNOW CHAINS 18"**  
EAN no. 400 371 803 4257  
**Art. no. 112 339**  
**20"**  
EAN no. 400 371 805 5306  
**Art. no. 127 333**  
**23"**  
EAN no. 400 371 804 8643  
**Art. no. 113 137**



**LOADING RAMP COMPLETE STRAIGHT (PAIR)**  
2 m, 400 kg  
EAN no. 400 371 806 1949  
**Art. no. 113 861**



**LOADING RAMP COMPLETE CURVED (PAIR)**  
2 m, 400 kg  
EAN no. 400 371 806 2038  
**Art. no. 113 862**



**SPREADER SP 60\***  
Capacity: 56 l  
Spread range: 2-5 m  
EAN no. 400 371 806 1932  
**Art. no. 113 874**



**COMBI TRAILER CT 400\***  
Maximum load weight (level): 400 kg  
Maximum load weight (slope): 200 kg  
EAN no. 400 371 806 1895  
**Art. no. 113 870**



**LAWN ROLLER GW 100\***  
Working width: 98 cm  
Working weight: 140 kg (water), 235 kg (sand)  
EAN no. 576 972 033 0617  
**Art. no. 130 539**



**TOW HITCH**  
**COMFORT pro**  
EAN no. 400 371 835 5109  
**Art. no. 119 831**

**PREMIUM pro**  
EAN no. 400 371 835 3006  
**Art. no. 119 608**

## ADVANTAGE KITS

Comprising an accessory and a tow hitch

### COMFORT pro

**Combi Trailer Set Comfort**  
Art. no. 113 877

**Spreader SP 60 Set Comfort**  
Art. no. 113 879

**Lawn roller GW 100 Set Comfort**  
Art. no. 113 881

### PREMIUM pro

**Combi Trailer Set Premium**  
Art. no. 113 878

**Spreader SP 60 Set Premium**  
Art. no. 113 880

**Lawn roller GW 100 Set Premium**  
Art. no. 113 882







# SCARIFIERS

PERFECT PREPARATION FOR YOUR SUMMER OUTDOORS



## DURABLE AND ROBUST

The sturdy and high-quality chassis is made of premium steel and guarantees a long service life, unaffected by bumps and scuffs.

## LIGHTWEIGHT ON THE MOVE

The ball-bearing mounted wheels with rubber treads ensure simple driving and steering even in difficult conditions.

## ALWAYS THE RIGHT WORKING DEPTH

The practical rotary button allows you to conveniently and precisely adjust the working depth to your requirements. Thanks to the specially designed transport lever, the scarifying roller can be simply lowered and raised from the handlebar (transport position).



516

518

### COMFORT *pro*

### COMFORT *pro*

Engine	Electric, 1800 W	Petrol, Honda GP 160 163 ccm / 3.6 kW / 3200 rpm
Working width	36 cm	36 cm
Blade shaft	15 steel blades	15 steel blades
Working depth	0 - 25 mm	0 - 25 mm
Collapsible handlebar	✓	✓
Ball-bearing mounted wheels	✓	✓
Weight	29 kg	35 kg
Included in delivery	Collection bag	Collection bag
EAN no.	400 371 805 5900	400 371 805 5917

Art. no. 127 374

127 375

## FRESH AIR FOR YOUR LAWN

In addition to regular mulching, lawns should be scarified in the spring and/or autumn to allow the lawn to breathe. The steel blades of the scarifier penetrate the turf and remove lawn thatch, moss and

plant remains. After scarifying, the area should be fertilised directly, re-seeded and thoroughly watered.





# BATTERY-POWERED BRUSHCUTTERS



GT 4235.2

**PREMIUM***pro*

Engine	Li-ion 36V 2.5Ah* / 4Ah / 5Ah / 8Ah
Blade / line cutting width	25.5 cm / 36 cm
Line type	Nylon double line, Ø 2.0 mm
Handle	Bike handle
Double carry strap Basic / Semi-Pro / Pro	✓ / - / -
Fast & Easy line head / blade	✓ / ✓
Shaft tube Ø	24 mm
Approx. weight	5.3 kg
EAN no.	400 371 806 3097
Art. no.	127 644

<b>SET INCL. B 200 Li BATTERY (5AH) AND C 130 Li CHARGER</b>	EAN no. 400 371 806 4230
	Art. no. 127 673



# PETROL BRUSHCUTTERS & TRIMMERS



126 L

126 B

130 L

**EASY pro**

**EASY pro**

**COMFORT pro**

Blade / line cutting width	25 cm / 41 cm	25 cm / 41 cm	25 cm / 41 cm
Engine ccm / kW / HP	2-stroke 25.4 / 0.8 / 1.08	2-stroke 25.4 / 0.8 / 1.08	2-stroke, air supply 30 ccm / 0.9 - 1.22 kW
Line type	Nylon double line, Ø 2.4 mm	Nylon double line, Ø 2.4 mm	Nylon double line, Ø 2.4 mm
Handle	Loop handle	Bike handle	Loop handle
Easy Start System Pro	✓	✓	✓
Double carry strap Basic / Semi-Pro / Pro	✓ / - / -	✓ / - / -	- / ✓ / -
Fast & Easy line head / blade	✓ / ✓	✓ / ✓	✓ / ✓
Fuel tank volume	0.55 l	0.55 l	0.55 l
Shaft tube Ø	26 mm	26 mm	26 mm
Primer	✓	✓	✓
Ready-to-Start switch	✓	✓	✓
Anti-vibration / Anti-vibration system Pro	✓ / -	✓ / -	✓ / -
Maintenance-free bevel-gear drive	✓	✓	✓
Approx. weight	4.9 kg	5.2 kg	5.5 kg

EAN no.	400 371 806 1635	400 371 806 1642	400 371 806 1659
---------	------------------	------------------	------------------

Art. no.	127 610	127 611	127 612
----------	---------	---------	---------



130 B

140 L

140 B

151 B

**COMFORT pro**

**PREMIUM pro**

**PREMIUM pro**

**PREMIUM pro**

Blade / line cutting width	25 cm / 41 cm	25 cm / 41 cm	25 cm / 41 cm	25 cm / 41 cm
Engine ccm / kW / HP	2-stroke, air supply 30 ccm / 0.9 - 1.22 kW	2-stroke, air supply 40.2 / 1.5 / 2.04	2-stroke, air supply 40.2 / 1.5 / 2.04	2-stroke, air supply 50.8 / 1.9 / 2.6
Line type	Nylon double line, Ø 2.4 mm	Nylon double line, Ø 2.4 mm	Nylon double line, Ø 2.4 mm	Nylon double line, Ø 2.4 mm
Handle	Bike handle	Loop handle	Bike handle	Bike handle
Easy Start System Pro	✓	-	-	-
Double carry strap Basic / Semi-Pro / Pro	- / ✓ / -	- / - / ✓	- / - / ✓	- / - / ✓
Fast & Easy line head / blade	✓ / ✓	✓ / ✓	✓ / ✓	✓ / ✓
Fuel tank volume	0.55 l	0.7 l	0.7 l	0.7 l
Shaft tube Ø	26 mm	26 mm	26 mm	28 mm
Primer	✓	✓	✓	✓
Ready-to-Start switch	✓	✓	✓	✓
Anti-vibration / Anti-vibration system Pro	✓ / -	✓ / -	✓ / -	- / ✓
Maintenance-free bevel-gear drive	✓	✓	✓	✓
Approx. weight	6 kg	7.2 kg	7.7 kg	8.5 kg

EAN no.	400 371 806 1666	400 371 806 1673	400 371 806 1680	400 371 806 1697
---------	------------------	------------------	------------------	------------------

Art. no.	127 613	127 614	127 615	127 616
----------	---------	---------	---------	---------











# COMBI-TOOL

## ONE TOOL, MANY POSSIBILITIES



### THE ALL-ROUNDER

The combi-tool is a very powerful basic unit and can optionally be equipped for four applications. Use the optional attachments to convert the basic unit for the desired use in next to no time. The 87 cm wide cutterbar converts the unit into a scythe mower for areas of up to 2000 m<sup>2</sup>. The mower attachment is used to neatly mow meadows, while the tiller comes into its own for cultivating and breaking up soil. The ridge plough is the ideal tool for preparing the ground for potatoes and cultivating fruit. The drive to the attachments

can be engaged and disengaged separately. The powerful engine, connectable wheel drive with forward and reverse gears and the large, foam-filled off-road tyres guarantee easy manoeuvring and safe movement of the unit even on rough terrain, on even meadows and slopes which are tricky to access. The height-adjustable and pivoting handlebar, which can be adapted to any height, is perfectly easy to use and ensures simple manoeuvring even in narrow, winding yards, on meadows and field boundaries.



### Combi BF 5002-R I

COMFORT *pro*

Engine	Briggs & Stratton EXi 675
Power	163 ccm / 2.74 kW / 3200 rpm
Forward / reverse gear	✓ / ✓
Speed (FG / RG)	2.2 km/h / 1.1 km/h
Transmission	Oil-bath worm gear, V-belt drive
Tyre size (")	13 x 5.0 - 6
Handlebar	Height-adjustable, pivoting 180°
Weight	45 kg
EAN no.	400 371 805 8635
Art. no.	127 470

## ATTACHMENT PARTS



### CB 870 CUTTERBAR

Working width 870 mm  
EAN no. 400 371 802 0038  
Art. no. 110 494



### FSM 530 MOWER ATTACHMENT

Working width 530 mm  
EAN no. 400 371 802 4630  
Art. no. 110 739



### CF 500 TILLER

Working width 500 mm  
EAN no. 400 371 802 0045  
Art. no. 110 495



### RIDGE PLOUGH

EAN no. 400 371 802 4661  
Art. no. 110 742

# CULTIVATOR

## PLOUGHS ITS WAY THROUGH EVERY SOIL



### PLUGHS EFFORTLESSLY THROUGH ANY SOIL

Our cultivator is ideally suitable for large areas and heavy soils. With a working depth of up to 15 cm, it ploughs effortlessly through any soil. The powerful engine with power reserves is the ideal choice for a working width of up to 75 cm and is an indispensable machine for every kitchen-garden owner. The ergonomic handlebar makes accessing all the controls very easy. The handlebar can also be perfectly adjusted to

suit the operator's height. Thanks to the laterally adjustable handlebar, you do not even need to tread on the soil that has already been cultivated. The protective discs on each side let you work with precision without damaging any plants. The cultivator can be folded from its working position without any tools. It is equipped with a front wheel to make transporting it a breeze.



7505 VR

COMFORT *pro*

Engine	Honda GP 160
Power	163 ccm / 3.6 kW / 3200 rpm
Forward / reverse gear	✓ / ✓
Tilling width	50 / 75 cm
Cultivator blades	4 / 6 cultivator star-type blades
Weight	51 kg
EAN no.	400 371 805 5023
Art. no.	127 321



### ATTACHMENT PARTS



RIDGE PLOUGH  
EAN no. 400 371 805 5313  
Art. no. 127 334

# BATTERY LEAF BLOWERS

## PERFECT FOR STORMY DAYS



### SAY GOODBYE TO AUTUMN LEAVES

Our new innovative all-in-one leaf blower and blower vacuum LBV 3690 can blow leaves, vacuum leaves or do both in combination - the individual functions can be simply switched without any tools. Top performance, elegant design, easy to manoeuvre, as well as simple, intuitive operation with infinitely variable speed adjustment are what makes our combined model of the leaf blower and vacuum stand out of the competition.

The solo<sup>®</sup> by AL-KO LB 4250 battery leaf blower with a powerful lithium-ion battery makes gardening a real pleasure, with minimal exertion and that's without any power cables. The very manoeuvrable tool means you can work in a flexible manner without any need for fuel and with zero emissions. The AL-KO 36V LB 4250 battery leaf blower is a powerful axial leaf blower with a volume flow rate of 870 m<sup>3</sup>/h. The brushless motor features a Power mode and is also suitable for wet leaves.



**LB 4250**                      **LBV 3690**

	<b>PREMIUM<sup>pro</sup></b>	<b>PREMIUM<sup>pro</sup></b>
<b>Power</b>	Li-ion 36V 2.5Ah* / 4Ah / 5Ah / 8Ah	Li-ion 36V 2.5Ah* / 4Ah / 5Ah / 8Ah
<b>Leaf blowing</b>	✓	✓
<b>Leaf vacuuming</b>	-	✓
<b>Air speed</b>	250 km/h	260 km/h
<b>Material reduction ratio</b>	-	10:1
<b>Weight</b>	2.2 kg	5.8 kg
<b>Harness system</b>	✓ Only for use in conjunction with the BB 40 battery belt <b>Art. no. 127 573</b>	✓ Can optionally be used with the BB 40 battery belt and 36V adapter <b>Art. no. 127 573 / Art. no. 127 579</b>
<b>EAN no.</b>	400 371 805 9694	400 371 806 4698
<b>Art. no.</b>	<b>127 507</b>	<b>127 735</b>


<b>SET INCL. BATTERY AND CHARGER</b>		
<b>Included in delivery</b>	1 x B 200 Li battery (5.0Ah) 1 x C 130 Li charger 1 x BB 40 battery belt	1 x B 200 Li battery (5.0Ah) 1 x C 130 Li charger
<b>EAN no.</b>	400 371 806 4193	400 371 806 5077
<b>Art. no.</b>	<b>127 669</b>	<b>127 743</b>

\* Available from autumn 2024  
\*\* Product with fast delivery due to high stock availability (Art. no. 127 735)

**AL-KO 36 V**

All AL-KO 36 V garden tools can be used with the batteries and chargers listed on **pages 16/17**. The BB 40 battery belt can be found on **page 14**. Other garden tools in this battery range can be found on **pages 16-19**.

# PETROL LEAF BLOWERS AND VACUUMS



## GATHER AND VACUUM LEAVES AND PLANT REMAINS

Our leaf vacuums offer two different functions if you want to clear leaves: Gather leaves by blowing them into a corner, then vacuum them up. In next to no time, you'll have cleared the leaves and other plant remains from your drive, walkway and lawn. Then, all you need to do is dispose of the leaves and plants on your compost heap or in the

garden bin. The large collecting bag of the 750P Premium pro leaf vac is fitted with a zip to make light work of emptying it. You won't want to be without the solo<sup>®</sup> by AL-KO leaf vac, especially in the autumn months and for larger gardens.

## ACCESSORIES FOR 442



All accessories included.

## ACCESSORIES FOR 750 P



### SUCTION HOSE WITH NOZZLE

3 m, for 750 P leaf vacuum  
Removes leaves and dirt from the tightest corners  
EAN no. 400 371 854 1731  
Art. no. 120 154



442

750 P

COMFORT *pro*

PREMIUM *pro*

Power	27.6 ccm / 0.8 kW / 1,1 HP	140 ccm / 2.0 kW / 3000 rpm
Working width	-	75 cm
Leaf blowing	✓	-
Air speed	260 km/h	-
Leaf vacuuming	✓	✓
Fabric collector volume	55 l	200 l
Suction height adjustment	-	Individual wheel, 4-stage
Material reduction ratio	Up to 10:1	-
Turbine housing	-	Steel plate
Weight	4.8 kg	36.1 kg
EAN no.	400 371 805 6075	400 371 805 1445
Art. no.	127 380	127 141

# BLADE SHREDDER BIG ON THE SMALL THINGS



BLADE SHREDDER



**TCS  
DUOTEC 2500**

**TCS  
Duotec 3000**

**PREMIUM pro**

**PREMIUM pro**

Power / voltage	2500 W / 230 V	2900 W / 400 V
Zero-voltage switch	✓	✓
Fuse (slow-blow)	16 Amp	16 Amp
Branches max. Ø	40 mm	43 mm
Height	135 cm	135 cm
Ball-bearing mounted wheels	✓	✓
Weight	51 kg	55 kg
EAN no.	400 371 835 3723	400 371 835 3730
Art. no.	119 684	119 685

SEPARATE  
BRANCH FEED

## SHRED TREE CUTTINGS AND GARDEN WASTE SWIFTLY AND SIMPLY

The TCS Duotec 3000 blade shredder and its innovate cutting system with angled blades lets you convert tree cuttings and garden waste into finely shredded material at speed. The main feed funnel for soft material, as well as a separate chute for branches up to a diameter of 43 mm, help you to get the job done effectively. The solid blade system with its powerful motor allows for quick and effortless work. The handles

on the hopper and the ball-bearing mounted XXL wheels make it easy to transport around the garden. The side cover plates on the discharge chute ensure you are in safe hands, with a robust and reliable machine. The shredder's height of 135 cm and weight of 55 kg ensure a solid construction.

## ACCESSORIES



**REPLACEMENT BLADE**  
EAN no. 400 371 832 3832  
Art. no. 104 655









# BATTERY CHAINSAWS



BATTERY CHAINSAWS



## LIGHT AND EASY TO MANOEUVRE

Our comfortable solo® by AL-KO BB 40 harness system perfectly supports you when working with our solo® by AL-KO battery chainsaws. Thanks to the battery belt, operating all tools becomes much easier and more comfortable, as the weight of the battery is no longer borne by one's hands, but rather is distributed across one's body.



## NEXT LEVEL LED LIGHTING

With the powerful LED lighting, our battery chainsaw is also the ideal choice for use in low light conditions. The light, which can be switched on separately, ensures brightness and safety at the workplace, a useful feature when performing forestry work.



## SMART COCKPIT AND HIGH PERFORMANCE

The smart cockpit provides you with all you need to know about your saw: It lights up when the chain oil runs empty in the oil tank, the chain brake is engaged or ECO mode is activated.



## VERSATILE EMISSION-FREE POWER

The battery chainsaw excels through its slender design, uncompromising equipment and cable- and emission-free lithium-ion power. It provides excellent cutting performance and long service life thanks to the Oregon bar and chain. The tool-free chain tensioning make work rather easy,

not to mention the automatic chain lubrication with oil tank visual inspection window. Safe operation is ensured by the chain brake and hand protection bar with quick chain stop.

# AL-KO 36 V III

## ADVANTAGES OF OUR PREMIUM pro BATTERY CHAINSAWS

- ✓ Reduced weight because the battery is not actually inside the tool
- ✓ High chain speed (up to 22 m/s in power mode)
- ✓ Tool-free tensioning of the chain and changing of the chain and bar thanks to the quick-tension chain wheel
- ✓ Three bar lengths to choose from: 25, 30 or 35 cm
- ✓ Clear oil level display
- ✓ Excellent cutting performance



CS 4235

CS 4235

CS 4235

	PREMIUM pro	PREMIUM pro	PREMIUM pro
<b>Power</b>	Li-ion 36V 2.5Ah* / 4Ah / 5Ah / 8Ah	Li-ion 36V 2.5Ah* / 4Ah / 5Ah / 8Ah	Li-ion 36V 2.5Ah* / 4Ah / 5Ah / 8Ah
<b>Bar length</b>	25 cm / 10"	30 cm / 12"	35 cm / 14"
<b>Chain</b>	3/8" spec.	3/8" spec.	3/8" spec.
<b>Chain speed</b>	22 m/s	22 m/s	22 m/s
<b>Chain oil volume</b>	250 ml	250 ml	250 ml
<b>Chain lubrication</b>	Automatic	Automatic	Automatic
<b>Drive links / chain type</b>	40 E / .043" / 1.1 mm	45 E / .050" - 1.3 mm	52 E / .050" - 1.3 mm
<b>Approx. weight</b>	3.75 kg	3.8 kg	3.85 kg
<b>Harness system</b>	✓ Only for use in conjunction with the BB 40 battery belt Art. no. 127 573	✓ Only for use in conjunction with the BB 40 battery belt Art. no. 127 573	✓ Only for use in conjunction with the BB 40 battery belt Art. no. 127 573
<b>EAN no.</b>	400 371 806 0256	400 371 806 0263	400 371 806 0270
<b>Art. no.</b>	127 551	127 552	127 553
<b>SET INCL. BATTERY AND CHARGER</b>	<b>Included in delivery</b> 1 x B 200 Li battery (5.0Ah) 1 x C 130 Li charger 1 x BB 40 battery belt	<b>Included in delivery</b> 1 x B 200 Li battery (5.0Ah) 1 x C 130 Li charger 1 x BB 40 battery belt	<b>Included in delivery</b> 1 x B 200 Li battery (5.0Ah) 1 x C 130 Li charger 1 x BB 40 battery belt
<b>EAN no.</b>	400 371 806 4209	400 371 806 4216	400 371 806 4223
<b>Art. no.</b>	127 670	127 671	127 672



CS 3635

CS 3640

	PREMIUM pro	PREMIUM pro
<b>Power</b>	Li-ion 36V 2.5Ah* / 4Ah / 5Ah / 8Ah	Li-ion 36V 2.5Ah* / 4Ah / 5Ah / 8Ah
<b>Bar length</b>	35 cm / 14"	40 cm / 16"
<b>Chain</b>	3/8" spec.	3/8" spec.
<b>Chain speed</b>	24 m/s	24 m/s
<b>Chain oil volume</b>	250 ml	250 ml
<b>Chain lubrication</b>	Automatic	Automatic
<b>Drive links / chain type</b>	52 E / .050" / 1.1 mm	57 E / .050" / 1.1 mm
<b>Approx. weight</b>	4.1 kg	4.2 kg
<b>Harness system</b>	✓ Can optionally be used with the BB 40 battery belt and 36V adapter Art. no. 127 573 / Art. no. 127 579	✓ Can optionally be used with the BB 40 battery belt and 36V adapter Art. no. 127 573 / Art. no. 127 579
<b>EAN no.</b>	400 371 806 4674	400 371 806 5091
<b>Art. no.</b>	127 733	127 745
<b>SET INCL. BATTERY AND CHARGER</b>	<b>Included in delivery</b> 1 x B 200 Li battery (5.0Ah) 1 x C 130 Li charger	<b>Included in delivery</b> 1 x B 200 Li battery (5.0Ah) 1 x C 130 Li charger
<b>EAN no.</b>	400 371 806 5084	400 371 806 5107
<b>Art. no.</b>	127 744	127 746



### AL-KO 36 V III

All AL-KO 36 V garden tools can be used with the batteries and chargers listed on pages 16/17. The BB 40 battery belt can be found on page 14. Other garden tools in this battery range can be found on pages 16-19.

\*Available from autumn 2024  
\*\*Product with fast delivery due to high stock availability

# PETROL CHAINSAWS



PETROL CHAINSAWS



## POWERFUL, EFFICIENT AND EASY TO HANDLE

These powerful solo® by AL-KO petrol chainsaws are for demanding users. They don't just impress with their high-performance engines with a nickel-silicon-coated cylinder, the maintenance-free design as well as the chain and bar-lubrication system – they are also easy to operate and well balanced.



## EASY START SYSTEM PRO

The next generation of the solo® by AL-KO petrol chainsaws has defined innovative technical standards from the offset: The starting procedure has been simplified in all the models and broken down into a few simple steps. The home position of the Ready to Start switch is always in the ON position. The engine starts following a few pulls on the starter cord. Thanks to the Easy Start System Pro (all models), smooth start-up of the chainsaws is guaranteed with very little exertion.



## SAWS GALORE

From compact saws for household use to high-performance saws for professional use – the chain saw range from solo® by AL-KO has it all. All saws have the same high, uncompromising quality, safety and

user-friendly features. The powerful 2-stroke engines and blade sets are perfectly matched to the respective model to always ensure powerful and high-precision cutting results.

## UNIVERSAL AND PROFESSIONAL SAWS

The universal and professional saws offer the best prerequisites for achieving optimal results thanks to the highest quality, perfect power-to-weight ratios and ideal operating comfort – even in commercial use. The professional blade sets, improved air flow, side chain tension as well as high-quality carburettor with compensator are just a few of the benefits of these devices – the same goes for the magnesium crankcase, superior ergonomics, the rapid acceleration and the effective vibration dampening. The three-part, forged crankshaft also ensures maximum resistance to wear.

## ADVANTAGES OF THE **EASY pro** AND **COMFORT pro** PETROL CHAINSAWS

- ✓ High-performance engine with coated cylinder
- ✓ Maintenance-friendly design
- ✓ Chain and bar lubrication system
- ✓ Ideal for sawing firewood or occasionally felling small to medium trees
- ✓ The sturdy and lightweight design of the saws enables comfortable operation



## ADVANTAGES OF THE **PREMIUM pro** PETROL CHAINSAWS

- ✓ Improved air intake
- ✓ Side chain tensioner
- ✓ High-quality Walbro carburettor
- ✓ Magnesium crankcase
- ✓ Effective vibration dampening
- ✓ Three-piece, forged crankshaft for maximum resistance to wear



6240

6436

6442

**EASY pro**

**COMFORT pro**

**COMFORT pro**

<b>Engine</b>	2-stroke	2-stroke	2-stroke
<b>Power</b>	40.1 ccm / 1.5 kW / 2.0 HP	35.2 ccm / 1.5 kW / 2.0 HP	41.9 ccm / 1.7 kW / 2.3 HP
<b>Power-to-weight ratio</b>	3.0 kg / kW	2.8 kg / kW	2.5 kg / kW
<b>Bar length</b>	40 cm / 16"	35 cm / 14"	40 cm / 16"
<b>Chain pitch / chain type</b>	3/8" spec. Semi-chisel	3/8" spec. Semi-chisel	3/8" spec. Semi-chisel
<b>Side chain tensioner</b>	✓	✓	✓
<b>Anti-vibration</b>	✓	✓	✓
<b>Oil flow control</b>	✓	✓	✓
<b>Air pre-heating in winter operation</b>	-	✓	✓
<b>Air filter changeable without tools</b>	✓	-	-
<b>Tool-free fuel caps</b>	✓	✓	✓
<b>Decompression valve</b>	-	-	-
<b>Easy Start System Pro</b>	✓	✓	✓
<b>Primer</b>	✓	✓	✓
<b>Ready-to-start switch</b>	-	✓	✓
<b>Approx. weight</b>	4.6 kg	4.8 kg	4.8 kg
<b>EAN no.</b>	400 371 805 6594	400 371 805 8208	400 371 805 8215
<b>Art. no.</b>	127 392	127 429	127 430



6646

6651

6656

**PREMIUM pro**

**PREMIUM pro**

**PREMIUM pro**

<b>Engine</b>	2-stroke	2-stroke	2-stroke
<b>Power</b>	46.5 ccm / 2.0 kW / 2.7 HP	50.9 ccm / 2.2 kW / 3.0 HP	55.5 ccm / 2.4 kW / 3.2 HP
<b>Power-to-weight ratio</b>	2.8 kg / kW	2.5 kg / kW	2.3 kg / kW
<b>Bar length</b>	38 cm / 15"	38 cm / 15"	45 cm / 18"
<b>Chain pitch / chain type</b>	.325" semi-chisel	.325" semi-chisel	.325" semi-chisel
<b>Side chain tensioner</b>	✓	✓	✓
<b>Anti-vibration</b>	✓	✓	✓
<b>Oil flow control</b>	✓	✓	✓
<b>Air pre-heating in winter operation</b>	✓	✓	✓
<b>Air filter changeable without tools</b>	-	-	-
<b>Tool-free fuel caps</b>	✓	✓	✓
<b>Decompression valve</b>	✓	✓	✓
<b>Easy Start System Pro</b>	✓	✓	✓
<b>Primer</b>	✓	✓	✓
<b>Ready-to-start switch</b>	✓	✓	✓
<b>Approx. weight</b>	5.6 kg	5.6 kg	5.6 kg
<b>EAN no.</b>	400 371 805 9823	400 371 805 9830	400 371 806 0447
<b>Art. no.</b>	127 520	127 521	127 564

### BASIC TOOL WITHOUT BAR AND CHAIN

400 371 805 9854	400 371 805 9861	400 371 805 9878
127 523	127 524	127 525

### ALTERNATIVE BAR SETS

-	45 cm / 18" / .325" / semi-chisel 127 561 / 400 371 806 0416	38 cm / 15" / .325" / semi-chisel 127 522 / 400 371 805 9847
-	-	45 cm / 18" / 3/8" / full chisel 127 562 / 400 371 806 0423
-	-	50 cm / 20" / 3/8" / full chisel 127 563 / 400 371 806 0430



# CHAINSAW ACCESSORIES



## SINGLE COMPONENTS

### CHAINS

SAW	BLADE LENGTH	PITCH	DRIVE LINKS / CHAIN TYPE	CHAIN TYPE	TYPE	ART. NO.	EAN NO.
621	40 cm / 16"	3/8" spec.	57 E / .050" / 1.3 mm	Semi-chisel	91PX	127 546	400 371 805 9816
	25 cm / 10"	3/8" spec.	40 E / .043" / 1.1 mm	Semi-chisel	90PX	127 549	400 371 806 0232
CS 4235	30 cm / 12"	3/8" spec.	45 E / .050" / 1.3 mm	Semi-chisel	91PX	127 200	400 371 805 2329
	35 cm / 14"	3/8" spec.	52 E / .050" / 1.3 mm	Semi-chisel	91PX	127 201	400 371 805 2336
CS 3635	35 cm / 14"	3/8" spec.	52 E / .050" / 1.1 mm	Semi-chisel	90PX	127 736	400 371 806 5015
	35 cm / 14"	3/8" spec.	52 E / .050" / 1.3 mm	Semi-chisel	90PX	127 201	400 371 805 2336
CS 3640	40 cm / 16"	3/8" spec.	57 E / .050" / 1.1 mm	Semi-chisel	90PX	127 750	400 371 806 5145
	40 cm / 16"	3/8" spec.	57 E / .050" / 1.3 mm	Semi-chisel	90PX	127 546	400 371 805 9816
6240	35 cm / 14"	3/8" spec.	53 E / .050" / 1.3 mm	Semi-chisel	91PX	127 545	400 371 805 9809
	40 cm / 16"	3/8" spec.	57 E / .050" / 1.3 mm	Semi-chisel	91PX	127 546	400 371 805 9816
6436 6442	35 cm / 14"	3/8" spec.	53 E / .050" / 1.3 mm	Semi-chisel	91PX	127 545	400 371 805 9809
	40 cm / 16"	3/8" spec.	57 E / .050" / 1.3 mm	Semi-chisel	91PX	127 546	400 371 805 9816
6646	33 cm / 13"	.325	56 E / .058" / 1.5 mm	Semi-chisel	21 BP	127 202	400 371 805 2343
	38 cm / 15"	.325	64 E / .058" / 1.5 mm	Semi-chisel	21 BP	127 203	400 371 805 2350
	45 cm / 18"	.325	72 E / .058" / 1.5 mm	Semi-chisel	21 BP	127 204	400 371 805 2367
	33 cm / 13"	.325	56 E / .058" / 1.5 mm	Semi-chisel	21 BP	127 202	400 371 805 2343
6651	38 cm / 15"	.325	64 E / .058" / 1.5 mm	Semi-chisel	21 BP	127 203	400 371 805 2350
	45 cm / 18"	.325	72 E / .058" / 1.5 mm	Semi-chisel	21 BP	127 204	400 371 805 2367
	33 cm / 13"	.325	56 E / .058" / 1.5 mm	Full chisel	21 LP	127 210	400 371 805 2428
	38 cm / 15"	.325	64 E / .058" / 1.5 mm	Full chisel	21 LP	127 211	400 371 805 2435
6656	45 cm / 18"	.325	72 E / .058" / 1.5 mm	Full chisel	21 LP	127 212	400 371 805 2442
	33 cm / 13"	.325	56 E / .058" / 1.5 mm	Semi-chisel	21 BP	127 202	400 371 805 2343
	38 cm / 15"	.325	64 E / .058" / 1.5 mm	Semi-chisel	21 BP	127 203	400 371 805 2350
	45 cm / 18"	.325	72 E / .058" / 1.5 mm	Semi-chisel	21 BP	127 204	400 371 805 2367
	33 cm / 13"	.325	56 E / .058" / 1.5 mm	Full chisel	21 LP	127 210	400 371 805 2428
	38 cm / 15"	.325	64 E / .058" / 1.5 mm	Full chisel	21 LP	127 211	400 371 805 2435
	45 cm / 18"	.325	72 E / .058" / 1.5 mm	Full chisel	21 LP	127 212	400 371 805 2442
	40 cm / 16"	3/8"	60 E / .058" / 1.5 mm	Full chisel	73 LP	127 205	400 371 805 2374
6656	45 cm / 18"	3/8"	68 E / .058" / 1.5 mm	Full chisel	73 LP	127 206	400 371 805 2381
	50 cm / 20"	3/8"	72 E / .058" / 1.5 mm	Full chisel	73 LP	127 207	400 371 805 2398

### BARS

BAR FITMENT	ART. NO.	EAN NO.
A041	127 490	400 371 805 9359
A041	127 550	400 371 806 0249
A041	127 555	400 371 806 0294
A041	127 557	400 371 806 0317
A041	127 737	400 371 806 5022
A041	127 489	400 371 805 9342
A041	127 749	400 371 806 5138
A041	127 490	400 371 805 9359
A041	127 489	400 371 805 9342
A041	127 490	400 371 805 9359
A041	127 489	400 371 805 9342
A041	127 490	400 371 805 9359
A041	127 489	400 371 805 9342
A041	127 490	400 371 805 9359
A041	127 490	400 371 805 9359
K095	127 493	400 371 805 9380
K095	127 494	400 371 805 9397
K095	127 495	400 371 805 9403
K095	127 493	400 371 805 9380
K095	127 494	400 371 805 9397
K095	127 495	400 371 805 9403
K095	127 501	400 371 805 9465
K095	127 502	400 371 805 9472
K095	127 503	400 371 805 9489
K095	127 493	400 371 805 9380
K095	127 494	400 371 805 9397
K095	127 495	400 371 805 9403
K095	127 501	400 371 805 9465
K095	127 502	400 371 805 9472
K095	127 503	400 371 805 9489
K095	127 496	400 371 805 9410
Z095	127 506	400 371 805 9519
K095	127 498	400 371 805 9434

## PETROL CHAINSAW ACCESSORIES



### 2-STROKE OIL

Low-smoke, semi synthetic and self-mixing, universal two-stroke oil with Fuel Fresh fuel stabiliser for a longer storage time, 1.0 l  
EAN no. 400 371 804 4034  
**Art. no 112 896**

## ACCESSORIES FOR ALL CHAINSAWS



### CHAIN OIL

Mineral chainsaw oil, anti-corrosion and high resistance to ageing, 1.0 l  
EAN no. 400 371 804 4843  
**Art. no. 112 918**



### BIO CHAIN OIL

Vegetable-based high-performance saw chain oil, long-lasting anti-resin properties

#### 1.0 l

EAN no. 400 371 805 6662  
**Art. no. 113 480**

#### 5.0 l

EAN no. 400 371 805 7317  
**Art. no. 113 530**



### CHAIN GUARD

58 x 14 cm, universal  
EAN no. 400 371 805 2312  
**Art. no. 127 199**

# SNOWBLOWERS

## POWER YOUR WAY THROUGH THE SNOW



### PRECISION SNOW BLOWING

The discharge chute can be manually aligned, since it boasts the impressive feature being rotated up to 190 degrees. This means that the snow lands exactly where you want it to. Depending on the model, the snow is discharged up to an astonishing 15 m away.



### PERFECTLY CLEARED AND EFFICIENT FORWARD DRIVE

Areas cleared spick and span and efficient forward drive: The 2-stage augers on all petrol appliances thoroughly clear pavements and driveways, leaving them pristine - without any residual snow being left behind.



### PERFECTLY ILLUMINATED AND CONVENIENT TO USE

The new cockpits with extra-wide LED light strips perfectly illuminate your surroundings even in the most adverse weather conditions, such as heavy snowfall, first thing on a morning or late at night when light is hard to come by. The newly designed ergonomic control levers make adjusting the gears and the discharge height a breeze, meaning you can clear the snow with very little effort involved.



### JUST WHAT YOU NEED, WHEN IT'S WHITE OUTSIDE


With these handy snowblowers, the tedious manual snow shovelling has come to an end. They feature a powerful engine, which swiftly takes a lot of work off your hands with utmost efficiency. Our selection ranges from a small electric unit with a 46 cm snow clearing width through to a large petrol snowblower with a width of 76 cm, which in next to no time clears great quantities of snow with its powerful engine. Which

machine is the right one for you is dependent on how much snow is forecast and the area to be cleared. Depending on just how much snow you need to clear, we offer snowblowers with various snow clearing widths and single or 2-stage conveyor technology. Snow clearing is now straightforward and the task is completed in no time at all.

### EXCELLENT TRACTION AND PERFECT MANOEUVRABILITY

Thanks to the large, coarse-tread rubber tyres on the petrol snowblowers or the efficient crawler tracks, you can overcome any challenge that stands in your way, even in the most adverse conditions. With up to 6 forward and 2 reverse gears, the speed of the wheel drive can also be easily regulated and adjusted.





## ACCESSORIES



### 4-STROKE SNOWBLOWER OIL

5 W 30, 0.6 l  
EAN no. 400 371 804 4065  
Art. no. 112 899



### SHEAR PIN SET

Set of 4  
EAN no. 400 371 806 4568  
Art. no. 114 030



### SNOW CHAINS

For 560 - 620  
EAN no. 400 371 804 4096  
Art. no. 112 902

For 700 E  
EAN no. 400 371 804 5970  
Art. no. 112 985



46 E

560 II

620 E II

### EASY pro

### COMFORT pro

### COMFORT pro

Engine	Electric	Petrol	Petrol
Power	2000 W / 230 V	212 ccm / 4.4 kW	212 ccm / 4.4 kW
Snow clearing width	46 cm	56 cm	62 cm
Intake height	20 cm	51 cm	51 cm
Starter system	-	Recoil start	Recoil start / electric 230 V
Conveyor technology	1-stage paddle	2-stage screw / scoop wheel	2-stage screw / scoop wheel
Max. discharge distance	6 m	10 - 12 m	10 - 15 m
Discharge adjustment	Manual, 190°	Manual, 190°	Manual, 190°
Gears / drive	-	5 forward / 2 reverse Pneumatic tyres	5 forward / 2 reverse Pneumatic tyres
Fuel tank volume	-	3 l	3 l
Headlights	-	-	✓
Heated handles	-	-	-
Weight	14.5 kg	65 kg	83 kg
EAN no.	400 371 804 5147	400 371 804 5154	400 371 804 5178
Art. no.	112 932	112 933	112 935



620.4 E III LED

700.4 E LED

760.4 TE LED

### PREMIUM pro

### PREMIUM pro

### PREMIUM pro

Petrol	Petrol	Petrol
302 ccm / 6.2 kW	375 ccm / 7.8 kW	420 ccm / 9.0 kW
62 cm	70 cm	76 cm
51 cm	54.5 cm	54.5 cm
Recoil start / electric 230 V	Recoil start / electric 230 V	Recoil start / electric 230 V
2-stage screw / scoop wheel	2-stage screw / scoop wheel	2-stage screw / scoop wheel
10 - 15 m	15 m	15 m
Manual, 190°	Manual, 190°	Manual, 190°
6 forward / 2 reverse Pneumatic tyres	6 forward / 2 reverse Pneumatic tyres	6 forward / 2 reverse Crawler tracks
4 l	6.5 l	6.5 l
✓	✓	✓
✓	✓	✓
96 kg	118 kg	126 kg
400 371 806 4599	400 371 806 4605	400 371 806 4612
114 036	114 037	114 038



FOR  
KIDS



## SPARE PARTS CHOOSE AL-KO SPARE PARTS AND ACCESSORIES



FOR KIDS



AL-KO Gardentech stands for the highest level of quality. For example, our products stand out with their impressive durability, even when they are in frequent use. However, wear and tear or repairs may require replacement of parts. In such cases, you should always choose AL-KO genuine spare parts and accessories. Because top quality and guaranteed safety can only be expected from components which match the technical and quality characteristics of every AL-KO product down to the finest detail. That's why, in Germany, most of the necessary genuine spare parts and accessories can be purchased at any time. This is a service which keeps downtime for your equipment at a minimum.



✱ ✱  
**FROM 2 YEARS OLD**  
**MINI GARDEN SET**  
Extensive children's garden set  
Weight: 0.8 kg  
EAN no. 400 371 804 3792  
**Art. no. 112 875**



✱ ✱  
**FROM 2 YEARS OLD**  
**MINIMOWER**  
Children's lawnmower with grass collector and mowing noise, weight: 1.0 kg  
EAN no. 400 371 804 1309  
**Art. no. 112 733**



Moreover, using AL-KO genuine spare parts and accessories is the only way to ensure that all mutually optimised components are at full functionality and to guarantee the high quality and reliability of the AL-KO product. Indeed, the product warranty is only effective, and in case of repair will only remain valid, provided AL-KO genuine spare parts and accessories are used. Our AL-KO genuine spare parts have other benefits as well. Each improvement made to the series-produced products is conferred to the associated genuine spare parts. Whether it's a simple screw or a sophisticated control board, all genuine AL-KO and solo® by AL-KO parts are designed based on a wealth of expertise acquired through many decades of manufacturing prowess.

✱ ✱  
**FROM 2.5 TO 5 YEARS OLD**  
**KIDTRAC**  
Pedal tractor with flip-up bonnet  
Weight: 6.5 kg  
EAN no. 400 371 804 3822  
**Art. no. 112 877**



**TRAILER for KidTrac**  
Trailer suitable for the KidTrac.  
Weight: 1.5 kg  
EAN no. 400 371 804 3815  
**Art. no. 112 876**



Our authorised service partners can also benefit from using AL-KO genuine spare parts and accessories. Components that always fit perfectly ensure short repair times and enable cost-effective repair jobs.

In brief: Safe, high-quality and always right – with AL-KO genuine spare parts and accessories, you'll always make the right choice for repairs or maintenance. That forms the basis for the lasting and reliable use of your machine.











**AL-KO GERÄTE GMBH**

Ichenhauser Str. 14  
89359 Kötz  
Germany  
Tel. +49 8221 203-0  
gardentech@al-ko.com  
[www.alko-garden.de](http://www.alko-garden.de)

**AL-KO Ginge A/S**

Godsbanegade 20  
9700 Brønderslev  
Denmark  
Fon +45 98 801 744  
export.ginge@al-ko.com  
[www.alko-garden.dk](http://www.alko-garden.dk)

**AL-KO Gardentech**

Austria GmbH  
Hauptstraße 52c  
8742 Obdach  
Austria  
Fon +43 35 78 25 15-0  
office.obdach@al-ko.at  
[www.alko-garden.at](http://www.alko-garden.at)

**AL-KO Kober SIA**

Čiekurkalna 2.linija 75  
LV-1026, Latvija  
Latvia  
Fon +371 67627326  
al-ko@al-ko.lv  
[www.al-ko.com/garden](http://www.al-ko.com/garden)

**AL-KO KOBER Sp. z o.o.**

Wysogotowo ul. Bukowska 10  
62-081 Przeźmierowo  
al-ko@al-ko.pl  
[www.alko-garden.pl](http://www.alko-garden.pl)

Provided by your solo<sup>®</sup> by AL-KO partner: