

NOVEMBER 2017

Fuchsia Folk are friendly folk

Volume 29 Issue 3



BRIDGET


The Standard



ELMA

WE WOULD LIKE TO TAKE THIS OPPORTUNITY TO WISH ALL OUR MEMBERS A MERRY CHRISTMAS AND A HAPPY NEW YEAR

INSIDE THIS ISSUE	
TOP TEN FUCHSIAS	4
GROW A FAN	5
ANNUAL SHOW	6
	7
	8
	9
	10
11	
FUCHSIAFINDER .COM	12
WORDSEARCH	13
NEW CULTIVARS 2017	14
	15
	16



This fuchsia is a double,tube and sepals white are held horizontally long and broad.Corolla aster-violet mottled,large full blooms and free flowering. Growth upright and bushy.aised in the vicinity of Bardney Lincolnshire and introduced by Pacey's Nurseries of Melton Mowbray Leicestershire in 1984.

British-Bellamy-1984

COMMITTEE 2017

John Henshaw	Allan Thomas	Jim Beveridge	Barry Knott	John Delaney
Les Hughes	Chris Hughes	Mike Bove	Audrey Herbert	Ken Herbert

We would like to extend a welcome to all new members who have joined since our last newsletter and hope their stay with us is a long, enjoyable and productive one. One way of airing any concerns or points is by having them published in the newsletter or indeed if you have any articles you would like considered for publication we are always looking for extra material.

EVENTS IN 2017/2018

DECEMBER 12th CHRISTMAS SOCIAL

FEBRUARY 20th AGM

JANUARY 16th CANCELLED

MARCH 20th JOHN DELANEY
FUCHSIA CULTIVATION

EDITORIAL COMMENT

Well we have finally made our move to the Church House Church Road in Shirley Solihull for our monthly meetings. The initial thoughts are that it will take time to get established in the area but it is a more garden friendly suburb and we can keep most of our members and hopefully attract new ones which we have already had some. There is no bar but the facilities for making tea and coffee are quite good and the hall is reasonably large and bright which is adequate for our purpose.

Whatever plants of mine that survived the summer have been put away and we have had one light frost and the weather at the moment is quite nice and settled pity I did not leave them out a bit longer. Our show next year will be again at the Shirley Institute, Church Road, Shirley, Solihull on Saturday July the 28th 2018, the hall proved to be a success this year and met our criteria quite well. This is once again another work in progress for us and we once again have to see how things pan out next year, which brings us back to the age old request we make of members that we need as many plants on the showbench next year so we would be grateful if all our members made the effort and planned early with their plants as we need a good display. From the committee we wish you a Merry Christmas and a Happy New Year and a good growing year.

Barry

PRESIDENT
MIKE BOVE

CHAIRMAN
JOHN DELANEY
7 HOLLY GROVE
BOURNVILLE B30 2BB
0121 628 2135

SHOW SECRETARY
JOHN HENSHAW
147 SWANSHURST LANE
MOSELEY
BIRMINGHAM B13 0AS
0121 777 2063

TREASURER
BARRY KNOTT
11 HAZELOAK ROAD
SHIRLEY SOLIHULL B90 2AZ
Mobile
07704211149
Email bskwalob@hotmail.com

LIFE MEMBERS

BARRY KNOTT
BRIAN HAINES
CAROLE HERBERT
ELAINE DORE
GEORGE JONES
JOAN MORRIS
JOHN HENSHAW
JOHN DELANEY
PETER PASHLEY
TOM HERBERT

PAST PRESIDENTS

PETER PASHLEY
RON WINKLEY
WILF TOLLEY
CHARLES EVANSON
RAY MOORE
BRIAN GARDNER
BRIAN HAYNES
BILL GILBERT
GEORGE JONES
JOHN BOULTER
ARTHUR DAVIS
JOHN HEWITT
BARRY KNOTT
KEN HERBERT
IVOR STANSFIELD

CHRISTMAS SPECIAL

All set for our next monthly meeting in December 12th, it is our Annual Christmas Social, a much looked forward to event which thanks to all the members who provide food to supply a first class buffet. If you need help in deciding what to bring have a word with Jackie, with your help let's have another Christmas special, also if anyone wants to donate a prize for the free raffle we would be most grateful.

MAKE A DATE TUESDAY 12th of DECEMBER — *Ken Herbert*

IMPORTANT NOTICE

The committee have decided because of the difficulty in getting a speaker for the January meeting and the possible bad weather that may occur at this time of year we will cancel January 16th meeting, many societies do not have a January meeting because of this and with the falling numbers attending meetings if the weather is bad we may hardly get anyone there.

The first meeting of 2018 will be the Agm on February 20th when subs will be due, hope this will not inconvenience anyone.

Because we now make our own tea and coffee for the monthly meetings, if anyone is feeling generous and would like to donate tea and coffee for the refreshments we would be most appreciative as every little helps

If anyone would like copies of our old newsletters any year going back to 2003 emailed to them just let me know and I will email them to you.

DVD SLIDESHOW

I have at last managed to reach 647 pictures of blooms, more than you would get in a book also a classical music or easy listening soundtrack, anyone requiring a copy can contact me and it will be for sale at £ 4.50 [post and packing included]. This can be played on any computer and most dvd players, all proceeds go to the society.

SUBSCRIPTIONS REMINDER

It's the time of year that I begin to remind members that subscriptions are due in January, if you joined at or after the 31st July this year you do not require to renew until January 2019, if you joined on or after July 2016 then you will have to renew this January. If for some reason you do not wish to renew we would appreciate the reason why as this will help us to possibly rectify any failings we may have.

TOP TEN 2016-CAROL GUBLER

2015

- 1 London 2000
2. Ernie
3. Border Raider
4. Lillian Annetts
5. Lynne Patricia
6. Brookwood Belle
- 7 Lyndon
- 8 I'm in Charge
9. Sophie Louise
10. Boogie Woogie

2016

- I'm in Charge
- Lynne Patricia
- Lyndon
- Lillian Annetts
- London 2000
- Elma
- Border Raider
- Alison Patricia
- Wigan Peer
- Ernie

2016 has again seen a lot of changes to the Top Ten! Some years the weather and other factors mean that the old favourites do well and another year like 2016 – growers like to try some of the newer fuchsias. Last year the surprise entry was I'm in Charge – which was one of the ones being offered to new members – it was 10 points ahead of Lynne Patricia. After that only a handful of points separated the next 6 fuchsias and so it could have all been a bit different with a few more sets of results! Elma a small pale pink and white single from Holland had a good year. Brookwood Belle however hardly appeared in the results for 2016!

The 3 1/2" pot classes produced the usual collection of small flowered fuchsias. Lyndon was the winner in 2016 for the first time. The others in the top 5 were –Border Raider, Toby S, Shatzy B and Sophie Louise Just outside the top five were Alicia Sellars and Ernie. Bill Wye from Chelmsford does seem to have produced a good show fuchsia that adapts to both small and large pots. Ray Birt is a great grower of these small flowered fuchsias he seems to have mastered the art of breeding them as well with half of the top six being his!.

In the baskets and hanging pots, there were again a number of changes with Time After Time coming first followed by Putt's Folly Linda Grace, La Campanella and Janice Ann. Waveney Gem came 6th so maybe it is not the plant it was. Sylvia Barker seemed to have a really poor year maybe it will have a comeback in 2017.

Looking back over the years that I have done this for the BFS – there have been periods of time where the same plants are shown for many years – such as Mieke Meursing and then Shelford – now they are hardly shown at all. It keeps us all on our toes.

Sadly, with societies closing down or maybe just having evening shows I no longer get the quantity of show results that I did – so I appreciate those that I do get all the more. So finally my thanks to all the Show managers and their volunteers that compile the results on such a busy day – I couldn't keep this project going for so many years without you!

Finding a woman sobbing that she had locked her keys in her car, A passing soldier assures her that he can help. She looks on amazed as he removes his trousers,Rolls them into a tight ball and rubs them against the car door. Magically it opens.....

"That's so clever," the woman gasps. "How did you do it?"

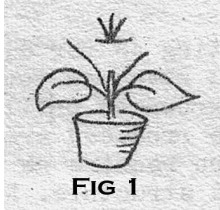
"Easy," replies the man. "These are my khakis.

LARGE STRUCTURES...HOW TO GROW A FAN

FROM THE BOOKLET LARGE STRUCTURES BY ADRIAN COOPER

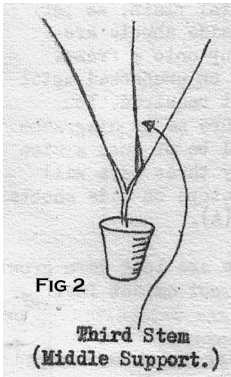
Here are several ways of forming this structure

[A] THE THREE STEM FAN



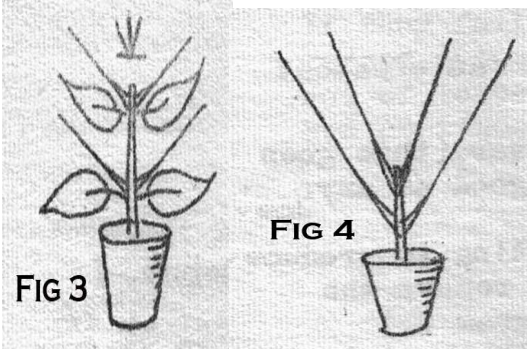
This is normally used in forming the small fan of about four feet tall. Pick a strong growing, free flowering cultivar [this goes for all the fan structures]. Display is as good as any. Don't forget to root prune the tap root.

Permit your rooted cutting to produce one set of laterals and remove the main lead as per Fig.1. This now leaves you with two laterals, train these on a V frame. Allow these to grow on unchecked until they reach the height you require. Now stop all the front and back growths after the first set of leaves [ensure you have laterals forming first as some laterals may be blind on the first set of leaves, if so grow onto the second set] continue stopping as above until the full structure is formed.



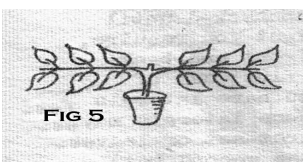
Now the side growths are the outward and inward growths at the first stop both after every second set of leaves. As you get further up into the inside of the V you may need to increase to every third set to fill in. When the plant has reached half the required height permit one of the inner laterals towards the base of the V to grow on unchecked to make the third stem as per Fig.2. Doing it at this time gives you an easier task of filling the centre. Turn your fan every three days to give light to both sides of the structure.

[B] THE FOUR STEM FAN [For larger structures]

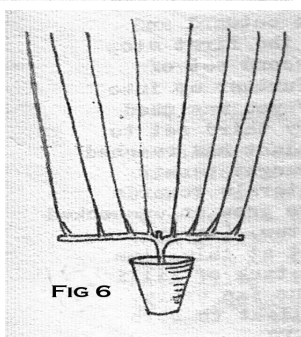


For this you take the growing tip out of your cultivar after the second set of laterals have formed as in Fig.3. Now grow the four laterals onto a frame permitting the four stems to grow unchecked until the height you require is reached. The side shoots formed by these are stopped as per instruction on fan [A] Fig.4 shows the shape required.

C] THE MANY STEMMED FAN



The last form will make a very large plant and will need a permanent position in the greenhouse. Stop your rooted cutting as per Fig.1. This again will give you two laterals. These are grown on until the number of side shoots produced are the same as the number you require as main stems in the finished structure. Now stop both laterals and tie down both stems into a horizontal plane as per Fig.5.



The side shoots are now trained to grow up onto a frame. Permit these to grow unchecked until they reach the height required, you should have a structure as per Fig.6. This plant will be of such a size that turning it every three days will not be possible, all stops on side shoots are made as per fan [A]

Please remember these are long term growth forms and you should not expect fast results. If a main stem's growing point is damaged train the top lateral to take its place, it will soon catch up with the others.

ANNUAL SHOW 2017

BEST IN SHOW [25th ANNIVERSARY TROPHY].....CLASS 22 JIM MASON THALIA

RUNNER UP TO BEST IN SHOW [PRESIDENTS TROPHY].....CLASS 28 JOHN DELANEY RIVENDELL

BFS SILVER SPOON.....CLASS 16 ALLAN THOMAS WENDY BENDY

BEST PELEGONIUM IN SHOW [JOHN SADLER MEMORIAL TROPHY] CHRIS MAGUIRE



JIM MASON
BEIC 11 REG HARTLEBURY TROPHY
BEIC 22 JOHN DELANEY VASE

JOHN DELANEY
BEIC 18 SUSAN EDWARDS
MEMORIAL BOWL
BEIC 20 BARRY KNOTT TROPHY
BEIC 23 IVOR STANSFIELD DISH
BEIC 26 FOSTER & PERKS TROPHY
BEIC 28&29 GILBERT TROPHY
BEIC 31 JIM MASON TROPHY
BEIC 32 & 33 GILBERT TANKARD
BEIC 36 JACK SIVERNS VASE
MPIS MELLARD TROPHY & BFS SPOON
MFPIS FRED GOWER MEMORIAL TROPHY



LORRAINE THOMAS
BEIC 4-9 FRANK PAYNE TROPHY
BEIC 10 CUTTING SHIELD
MPIC 4-9 ROBERTS CUP

BEIC...BEST EXHIBIT IN CLASS
MPIC...MOST POINTS IN CLASSES
MPIS...MOST POINTS IN SHOW
MFPIS.....MOST FIRST PRIZES IN SHOW



CHRIS MAGUIRE

BEIC 40&41 EDITH WRIGHT TROPHY
BEIC 42 OLIVE DAVIS TROPHY
MFPIC 43-50 JARVIS PELARGONIUM TROPHY



MIKE BOVE

BEIC 27 EVANSON TROPHY
BEIC 30 W.TOLLEY MEMORIAL VASE
BEIC 34 & 35 MOORES TROPHY
BEIC 39 WILF TOLLEY TROPHY



ALLAN THOMAS

BEIC 14-15-16 SOCIETY VASE
BEIC 25 JOHN FENN TROPHY



JIM BEVERIDGE

BEIC 5-12 SOCIETY VASE
BEIC 19 MILLENIUM BOWL
BEIC 24 GILLIES CUP



MIKE COOK

BEIC 17 WILF TOLLEY TRAY



KEN HERBERT

BEIC 38 SOCIETY DISH

CLASS	FIRST	SECOND	THIRD	ENTRIES
		<u>Beginners Classes</u>		
1. One pot 3.5" max any cultivar				(0)(2)(0)(1)(1)(2)(1)(4)(2) (3)
2. One pot 5" max any cultivar				(0)(1)(1)(1)(0)(1)(1)(4)(2)(3)
3. One pot any size any cultivar				(0)(1)(1)(1)(1)(1)(1)(4)(1)(3)
		<u>Novice Classes</u>		
4. One pot 3.5" max any cultivar				(0)(1)(2)(1)(1)(0)(3)(2)(0)(1)
5. Three pots 3.5" Max				(0)(2)(0)(0)(1)(0)(0)(0)(0)(0)
6. One pot 5" max any cultivar	L Thomas Mini Rose			(1)(2)(2)(2)(0)(1)(0)(2)(1)(1)(1)
7. H/ pot 6" max any cultivar				(0)(0)(0)(0)(0)(0)(0)(1)(1)(0)
8. One pot any size any cultivar	L Thomas Bella Vera			(1)(0)(0)(0)(0)(1)(0)(0)(1)(1)(1)
9. One pot M/stand any cultivar				(0)(0)(0)(0)(0)(1)
		<u>Members Classes</u>		
10. One pot any size Society plant	L Thomas	S Beveridge	C Maguire	(4)(5)(10)(7)(7)(10)(10)(11)(9)(9)(7)(9)
11. One pot 3.5 max any cultivar	J Mason Lyndon	J Beveridge Aileen Forman	J Beveridge Shatzy B	(4)(12)(9)(11)(9)(8)(16)(7)(12)(8)(5)(6)
12. Three pots 3.5" max any cultivar	J Beveridge Wendy Bendy Louise Nichols Just Pink	J Mason Nordic Prince Nellie Elma	M Cook Daisy Bell Nickys Findling Unknown	(3)(2)(4)(0)(2)(5)(6)(3)(1)(3)(3)(4)
13. One pot of each 3.5", 5" & 6" any cultivar	J Beveridge Shatzy B Barbara Elizabeth Helen Storer	J Delaney My Carol Seedling June Marie Shaw		(2)(1)(0)(0)(0)(0) (0) (1) (1)(3)(1)
14. One pot 5" max Single cultivar	J Beveridge June Marie	J Beveridge Mrs B	M Cook Roger De Cooker	(4)(10)(12)(8)(7)(10)(16)(11)(12) (10)(8)(7)
15. One pot 5" max Double cultivar	J Mason Unknown	M Dolan Paula Jane	M Cook Our Boys	(3)(2)(2)(2)(4)(3)(1)(1)(3)(3)(2) (2)
16. One pot 5" max any cultivar	A Thomas Wendy Bendy	M Bove London 2000	J Mason Ashville	(5)(8)(7)(6)(5)(6)(6)(8)(5)(6)(4) (4)(5)
17. Three pots 5" max any cultivar	M Cook Wandering Cream Nikkies Findling Garden News			(1)(1)(1)(0)(1)(0)(1)(2)(2)(3)(3) (2)
18. One pot 6.5 max Single cultivar	J Delaney Jan Everitt	M Dolan Lyndon	M Cook Jack Shahan	(3)(4)(3)(2)(3)(6)(12)(5)(3)(7)(6) (7)
19. One pot 6.5 max Double cultivar	J Beveridge Lynne Patricia			(1)(2)(1)(1)(1)(2)(2)(3)(1)(2)(1) (2)
20. One pot any size any cultivar	J Delaney Little Tony	A Thomas Boogie Woogie	J Beveridge Barbara Elizabeth	(7)(6)(4)(6)(4)(5)(6)(6)(5)(5)(5) (8)
21. One pot 3.5" max Triphylla or type	J Mason Mary	J Mason Thalia	M Bove Fabian Frank	(5)(5)(3)(4)(2)(5)(2)(4)(3)(5)(2) (4)
22. One pot any size Triphylla or type	J Mason Thalia	C Maguire Thalia	M Bove John Maynard Scales	(6)(6)(6)(4)(6)(6)(6)(5)(3)(4)(5) (8)

23 One pot any size Ornamental Foliage	J Delaney Tom West	J Delaney Corralina	J Challenor Tom West	(6)(9)(6)(14)(13)(11)(6)(7)(6)(5)(5)
24. Two pots 6.5" max matching pair	J Beveridge Holly Lady	J Beveridge June Marie Shaw		(2)(2)(0)(4)(0)(3)(4)(3)(2)(1)(4)
25. One pot any size Hardy	A Thomas Brutas	J Mason Alice Hoffman	M Cook Eden Rock	(3)(5)(2)(2)(2)(6)(4)(2)(2)(3)(6)
26. One pot any size Species	J Delaney Procumbens			(1)(2)(2)(2)(5)(5)(4)(5)(9)(4)(3)
27. One pot 5" max Mini Standard	M Bove John Maynard Scales	M Bove Joanne Jackson	M Bove Kwintet	(5)(4)(7)(6)(7)(6)(2)(3)(2)(4)(6)
28. One pot any size Quarter Standard	J Delaney Rivendell	J Delaney Hazel Elizabeth		(2)(5)(5)(2)(3)(2)(2)(4)(3)(1)(1)
29. One any size Half / Full Standard	K Herbert Barbara			(1)(1)(1)(0)(3)(0)(2)(3)(3)(2)(1)
30. One small pot culture	M Bove Auntie Jinks	J Delaney Little Jessica		(2)(2)(2)(2)(3)(2)(3)(7)(8)(5)(3)
31. Half wall pot	J Delaney Sylvia Barker	J Delaney My Carole		(2)(6)(6)(3)(6)(6)(3)(7)(3)(1)(2)
32 .6" Hanging pot	C Maguire Jack Shahan			(1)(1)(2)(0)(0)(4)(6)(3)(9)(4)(8)
33. 8" Hanging pot	J Delaney Caradela	S Beveridge Trailing Queen	J Delaney My Carole	(6)(6)(4)(6)(7)(7)(3)(3)(4)(3)(2)
34. One Half Basket	M Bove Trumpeter			(1)(2)(1)(1)(1)(3)(3)(1)(0)(2)(1)
35. One Full Basket				(0)(3)(1)(1)(0)(2)(3)(3)(7)(3)
36. One pot any size Hybrid by Members	J Delaney Lord Holly	M Bove Brookwood Dale	J Charlton Joan Gilbert	(3)(3)(5)(6)(2)(3)(4)(6)(7)(2)(4)
37. One pot any size Encliandra Type	J Delaney Tickled Pink	J Charlton Little Jessica	J Challenor Marles De Keizer	(3)(1)(6)(4)(7)(3)(4)(2)(4)(2)
38. Display of Fuchsias	K Herbert	C Hughes		(2)(3)(3)(3)(3)(3)(4)(3)(2)(1)(2)
39. Display of Shapes	M Bove Little Jessica	C Maguire Lotte Hobby		(2) (1)(1)(0)(0)(6)(4)
39a Bonsia				(0)(3)(4)
		<u>Floral Art</u>		
40. Display of Blooms or Spray	C Maguire	C Hughes	S Beveridge	(3)(2)(3)(1)(1)(4)(5)(4)(1)(5)
41. Display of blooms sand/water	C Maguire	C Hughes		(2)(2)(4)(2)(2)(7)(7)(7)(5)
42. Six Different Blooms	C Maguire	J Charlton		(2)(2)(3)(2)(8)(2)(2)(3)(2)(3)(5)
		<u>Pelargonium</u>		
43. One Plant Dwarf	J Henshaw Adela	M Cook Unknown		(2)(2)(7)(6)(5)(7)(2)(1)(1)(1)(3)
44. One Plant Angel				(0)(7)(5)(4)(5)(0)(0)(1)(0)
45. One Plant Green Leaf	C Maguire	C Hughes	C Hughes	(4)(5)(5)
46. One Plant Zonal				(0)(6)
47. One Plant Regal	K Herbert Madam Sellerton	C Maguire Madam Sallerton	K Herbert Ocold Sheild	(4)(2)(2)
48. One Plant Fancy Leaf	C Maguire Orange	M Cook Angel Eyes	K Herbert Quantock Perfecton	(3)(2)(7)
49. One Plant Stellars or Species				(0)(4)(9)
50. One Pot Regal	C Hughes			(1)(4)

ANNUAL SHOW 2017



Whilst I cannot report at the moment any news on the financial side, however our change of show venue together with a change of day proved successful. The venue Shirley Institute was first class and our change to a Saturday was good, also the weather was kind to us. The main hall housed the show and the second hall had all the sale stalls and seating for refreshments. After the usual shuffling round of the exhibits the show was judged very competently by Geoff Smith and Adrian Hallows and was able to open on time.

The show itself was a blaze of colour and the standard of plants on the showbench was top class. Over 120 plus fuchsias were on display together with 20 pelargoniums, the exhibitors are to be congratulated on their efforts with the main prizes going to Best In Show - Jim Mason, Runner Up To Best In Show - John Delaney who also finished with the most points, Christine Maguire proved to be the tops in the pelargoniums section, and congratulations to all class winners.


Plenty of visitors throughout the afternoon seemed to enjoy their visit taking in refreshments, purchasing plants and talking with club members. We must not forget the members that helped set up the show, worked all day on the various stalls and then on completion of the show cleared the rooms, it was nice to see Tom and Carole Herbert there again running the Key In The Box stall after making the journey from Penzance in Cornwall. A big thank you to John Henshaw, Mike Bove who led a first class hardworking team together with our regular helpers who are present every year helping to clear the event.

A final comment, venue - first class, change of day - a winner and a very enjoyable day for all concerned, looking forward to the 2018 show.





IT MAKES ME LAUGH



Two women called at my door and asked what bread I ate, when I said 'white' they gave me a lecture on the benefits of brown bread for 30 minutes. I think they were those J Hovis Witnesses.

A mummy covered in chocolate and nuts has been discovered in Egypt ...Archaeologists believe it may be Pharaoh Roche...

SIGNS THAT MAKE YOU SMILE

On a Plumber's truck: "We repair what your husband fixed."

On another Plumber's truck: "Don't sleep with a drip. Call your plumber."

On a Maternity Room door: "Push! Push! Push!"

In a Restaurant window:

"Don't stand there and be hungry; come on in and get fed up."

On a Septic Tank Truck: Yesterday's Meals on Wheels

Sign on the back of another Septic Tank Truck:

"Caution - This Truck is full of Political Promises"

If there was a way to read a woman's mind, I am not sure I would want to. I hate shoes, shopping, gossip, and I already know I am annoying.

Ladies, if a man says he will fix it, he will. There is no need to remind him every 6 months about it.

FUCHSIAFINDER.COM [Courtesy of the BFS Fuchsia News]

A picture is worth a thousand words - Eddy de Boever, Administrator FuchsiaFinder.com

Long winter evenings are ideal to reflect about past growing season and making plans for the next one. Countless hours are spent sniffing through fuchsia books and catalogues of nurseries in order to obtain a particular cultivar that was seen on a past show or during a garden visit.

As a result of the digital revolution and the use of the internet, information can be exchanged faster than before. Also fuchsia lovers take full advantage of the possibilities. The Fuchsia Breeders Initiative newsletter stands as an example. Fuchsia associations can quickly reach their members and target audiences by setting up a website or the use of social media. At exhibitions and shows numerous pictures are taken with digital cameras or smartphones. Numerous Facebook groups bring together people from all over the world to experience all facets of our fuchsia hobby. Breeders present their latest creations on their own website or on their societies website. In short, there is an abundance of information. Because the information is scattered, it seemed a good idea to bundle all available information about existing and new fuchsia cultivars. Valuable Information on fuchsia cultivars that might be lost forever if we don't preserve it. We should make it easy to access and communicate it broader.

At the end of 2014, the online fuchsia cultivar database FuchsiaFinder.com was launched with that particular idea in mind. Unlike older databases, FuchsiaFinder.com focuses on presenting photographs. After all, a picture is worth a thousand words.

Moreover, efforts were made to quickly filter the vast amount of information and pictures. Search functions were installed, making it possible to find cultivars from a certain hybridiser or a group of cultivars with similar features. Up to now, a lot of fuchsia enthusiasts, breeders and fuchsia societies responded and gave permission to use their pictures and written information. Many thanks for that!

After two years FuchsiaFinder.com has become the most comprehensive online fuchsia cultivar photo database. Currently nearly 17,000 cultivars are listed. Thousands of written descriptions were added and about 6,500 cultivars have one or more photos available. The total number of pictures exceeds 10,000, and that number is growing steadily. The database thrives on the commitment of fuchsia lovers who allow to use their pictures in the database for the benefit of other fuchsia enthusiasts. It is a database for fuchsia lovers built by fuchsia lovers. The site is strictly non-commercial and copyright credit is always given to the original photographer both on the pictures themselves and on a special page with contributors. Pictures for the database are never stolen from the internet.

The FuchsiaFinder.com database is not only valuable for regular fuchsia collectors who are on the lookout for 'that 'special cultivar'. Breeders that do not have the skill or time to maintain an online presence of their work by themselves, can mail information and pictures of their creations to fuchsiafinder@gmail.com or info@fuchsiafinder.com. That way they will have an attractively presented spot on the internet that bundles information about their creations.

I would like to end with a quote. Mario de Cooker, editor of The Fuchsia Breeders Initiative wrote in the very first issue of TFBI: "For achieving optimal results in our hobby: hybridizing fuchsias, communication is essential!"

I can thoroughly recommend the website!

IT MAKES ME LAUGH

**Wife gets naked and asks hubby, 'What turns you on more, my pretty face or my sexy body?'
Hubby looks her up and down and replies, 'Your sense of humour!'**

My mate just hired an Eastern European cleaner, took her 15 hours to Hoover the house. Turns out she

**Two Indian junkies accidentally snorted curry powder instead of cocaine.
Both in hospital...one's in a korma.. The other's got a dodgy tikka!**

WORDSEARCH PUZZLE

E	D	W	I	T	S	C	I	G	A	M	K	C	A	L	B
M	A	L	H	E	E	K	O	R	E	H	C	U	P	L	O
B	R	Y	A	I	C	H	M	J	X	B	O	J	O	E	N
U	K	O	N	F	T	Y	G	T	H	E	L	U	W	B	N
R	S	P	R	N	N	E	E	D	Y	T	O	H	D	R	Y
Y	E	H	E	U	U	B	C	I	R	A	N	S	E	E	B
E	C	D	R	R	I	B	S	A	H	F	I	U	R	K	L
U	R	S	S	L	I	H	W	B	P	T	A	L	P	N	U
L	E	E	L	A	O	W	N	O	H	S	L	F	U	I	E
B	T	I	D	W	I	O	I	G	N	S	D	L	F	T	R
L	L	K	O	C	I	L	I	N	E	S	A	A	F	I	P
E	S	F	V	T	A	L	S	L	K	J	M	Y	L	D	O
M	F	R	A	U	I	P	I	K	Y	L	E	O	M	W	T
R	C	T	G	W	P	M	G	R	I	Z	E	R	D	V	P
A	I	N	T	U	S	I	L	V	E	R	B	L	U	E	I
C	O	U	N	T	R	Y	C	O	U	S	I	N	M	N	T

*FIND THE FUCHSIAS INSIDE THE WORDSEARCH GRID HYBRIDISED BY RAYMOND HODGES
READING IN STRAIGHT LINES HORIZONTALLY, VERTICALLY OR DIAGONALLY EITHER BACKWARDS
OR FORWARDS*

ARMY NURSE
BLACK MAGIC
BONNY BLUE
CARMEL BLUE
CHEROKEE
CITATION

COLONIAL DAME
COUNTRY COUSIN
DARK SECRET
LILLIBET
PERIWINKLE
POWDER PUFF

RED CAP
RED SAILS
ROYAL FLUSH
SHOW OFF
SILVER BLUE
SMILES

SNOW BUNNY
TINKER BELL
TIPTOP
TWILIGHT
WHITE CAPS

NAME THAT FUCHSIA.....BLUE MIRAGE

A teddy bear is working on a building site. He goes for a tea break and when he returns he notices his pick has been stolen. The bear is angry and reports the theft to the foreman.

The foreman grins at the bear and says "Oh, I forgot to tell you, today's the day the teddy bears have their pick nicked."

MAX COBI.....A RELEASE FROM SID GARCIA, THIS IS A SELF BRANCHING AND BUSHY FUCHSIA WHICH LOOKS AS IF IT WILL MAKE A NICE SHOW PLANT. THE SMALL TO MEDIUM SIZED SINGLE FLOWERS HAVE A DEEP ROSE TUBE AND SEPALS AND A WHITE COROLLA WITH ROSE VEINS. IT IS VERY FREE FLOWERING.....AVAILABLE FROM LTB, PER, CL, WDM AND STM.

MY DAD.....A NEW INTRODUCTION HYBRIDISED BY RAY WESTON, WITH SMALL TO MEDIUM SIZED SINGLE FLOWERS WITH A RED TUBE AND RED SEPALS WITH A PURPLE BELL SHAPED COROLLA.....AVAILABLE FROM LTB AND WDM.

MY LITTLE DREAM.....ANOTHER IN THE “MY LITTLE” FUCHSIAS SERIES HYBRIDISED BY GORDON REYNOLDS FROM WALSALL. IT HAS ATTRACTIVE SMALL TO MEDIUM SIZED DOUBLE FLOWERS WITH A WHITE TUBE, WHITE RECURVING SEPALS WITH A BLUSH OF PINK AND A FLARED PALE LAVENDER-BLUE COROLLA. IT HAS UPRIGHT BUSHY GROWTH AND MID GREEN FOLIAGE.....AVAILABLE FROM PER.

MY LITTLE FAIRY.....ANOTHER OF THE “MY LITTLE” SERIES FROM GORDON REYNOLDS, THIS ONE IS A SMALL COMPACT GROWING CULTIVAR WITH SMALL WHITE FLOWERS AND IS VERY SUITABLE FOR SMALL POT USE.AVAILABLE FROM PER.

MY LITTLE GEM.....ANOTHER OF THE “MY LITTLE” SERIES FROM GORDON REYNOLDS, THIS IS AN UPRIGHT FUCHSIA WITH SINGLE FLOWERS OF RED AND PURPLE, VERY SUITABLE FOR 9, 10 AND 13CM POTS.AVAILABLE FROM PER.

MYGAL.....THIS IS A LOVELY SMALL SINGLE FLOWERED FUCHSIA HYBRIDISED BY PETER WAVING FROM TAUNTON. THE SINGLE FLOWERS HAVE A SHORT PALE PINK TUBE, PALE PINK SEPALS WHICH ARE HELD HORIZONTALLY WITH RECURVED TIPS AND QUARTER FLARED WHITE COROLLA. IT IS VERY FLORIFEROUS, HAS COMPACT, BUSHY SELF-BRANCHING GROWTH AND HAS MID TO DARK GREEN LEAVES WITH A RED CENTRAL RIB.....AVAILABLE FROM LN AND PER.

NICKY.....A 2017 INTRODUCTION FROM ARNOLD NICHOLLS, THIS IS AN UPRIGHT CULTIVAR WITH SMALL SINGLE WHITE FLOWERS IDEAL FOR SMALL POT WORK.....AVAILABLE FROM PER.

NORDIC PRINCE.....THIS YEAR’S NEW INTRODUCTION FROM MAL WILKINSON. IT IS A SINGLE FLOWERED CULTIVAR WITH A WHITE TUBE, WHITE SEPALS AND A PLUM-BLUE COROLLA. I SURE THIS ONE WILL BE VERY POPULAR.....AVAILABLE FROM PER.

OUR SANDRA.....THIS IS A NEW LAX CULTIVAR WHICH IS VERY SUITABLE FOR USE IN HANGING POTS AND HYBRIDISED BY BRIAN DODMAN. THE SMALL TO MEDIUM FLOWERS HAVE A SHORT PINK TUBE, HALF UP PINK SEPALS WITH RECURVED TIPS AND A TIGHT PINK COROLLA WITH A SLIGHTLY DEEPER PICOTEE EDGE TO THE PETALS.....AVAILABLE FROM PER.

PAM & TED LOVE.....ANOTHER NEW INTRODUCTION FROM TONY GALEA, THIS NEW FUCHSIA HAS UPRIGHT GROWTH AND DEEP ROSE TUBE AND LONG SEPALS WITH A VIOLET COROLLA CONTRASTING AGAINST PALE FOLIAGE. ACCORDING TO CAROL THIS ONE IS VERY FLORIFEROUS.....AVAILABLE FROM LTB.

PHYLL HENDY.....THIS IS AN INTRODUCTION FROM JOHN ALLSOP. A MEDIUM SIZED FLOWERED UPRIGHT, THE SINGLE FLOWERS HAVE A PALE PINK TUBE, PALE PINK SEPALS AND DEEP LAVENDER COROLLA WITH A HINT OF AUBERGINE.....AVAILABLE FROM LTB AND WDM.

SAMANTHA’S SMILE.....THIS IS ANOTHER INTRODUCTION FROM JOHN ALLSOP. THIS IS A DOUBLE FLOWERED CULTIVAR WITH PINK TUBE, PINK SEPALS AND A WHITE COROLLA SPLASHED WITH DEEP PINK.....AVAILABLE FROM LTB AND WDM.

SARCOMA UK.....THIS IS NOT BEING RELEASED UNTIL THE CHelsea FLOWER SHOW, HOWEVER IF YOU WOULD LIKE TO SUPPORT IAN’S INITIATIVE IT CAN BE PRE-ORDERED FROM ROUALEYN NURSERIES.....AVAILABLE FROM RYN.

SID GARCIA.....ANOTHER ONE FROM TONY GALEA. THIS IS A LARGE SINGLE FLOWER WITH A RED TUBE, LONG RED SEPALS AND A BLUISH PURPLE COROLLA.....AVAILABLE FROM LTB AND WDM.

SPORTING CHANCE,,,,,,,,,,,,,,,,,,,,,,,,,,,,,A NEW INTRODUCTION FROM CHRIS BRIGHT, THIS IS A VERY NICE COMPACT SELF BRANCHING CULTIVAR WHICH IS VERY FLORIFEROUS. THE FLOWER IS A SMALL TO MEDIUM SIZED SINGLE WITH A ROSE TUBE, ROSE SEPALS AND A QUARTER TO HALF FLARED VIOLET COROLLA.....AVAILABLE FROM BRO.

STOKE POGES JEWEL.....ANOTHER NEW INTRODUCTION FROM THE WINDSOR HYBRIDISER RAY BIRT, THIS IS A STRONG SINGLE FLOWERED CULTIVAR NAMED IN HONOUR OF A LOCAL HORTICULTURAL SOCIETY TO HIM. THE PLENTIFUL SINGLE FLOWERS HAVE A ROSE TUBE AND SEPALS AND A LILAC COROLLA AND ARE HELD ON UPRIGHT GROWTH AGAINST MID GREEN LEAVES WITH SLIGHTLY SERRATED EDGES.....AVAILABLE FROM LTB, PER, RYN AND WDM.

SUE KYLYMNIK.....ANOTHER NEW ONE FROM GORDON REYNOLDS WHICH I SAW ON THE 2016 BLACK COUNTRY STAND AT THE MALVERN AUTUMN SHOW. IT IS A SMALL TO MEDIUM SIZED SINGLE WITH A GREENISH WHITE TUBE, GREENISH WHITE SEPALS WITH GREEN TIPS AND A HALF FLARED PINK-ROSE COROLLA. IN THE PHOTOGRAPH TAKEN AT MALVERN I CAN SEE SOME OF THE FLOWERS ARE TENDING TO SEMI-DOUBLE.....AVAILABLE FROM PER.

TUPENCE.....THIS IS A BUSHY FLORIFEROUS PLANT HYBRIDISED BY GORDON REYNOLDS AND RELEASED BY POPULAR DEMAND AFTER IT WAS DISPLAYED ON THE BLACK COUNTRY FUCHSIA SOCIETY STAND AT THE 2015 MALVERN AUTUMN SHOW AND A PICTURE WAS PUBLISHED IN THE BRITISH FUCHSIA SOCIETY 2015 AUTUMN BULLETIN. THE SINGLE FLOWERS HAVE A WHITE TUBE BLUSHED WITH PINK, HALF DOWN WHITE SEPALS BLUSHED WITH PINK AND A PINKISH-MAUVE QUARTER FLARED COROLLA. PLEASE NOTE THAT THE SPELLING OF THE NAME IS UNUSUAL WITH A SINGLE 'P' RATHER THAN THE NORMAL DOUBLE 'P'. PLEASE BE AWARE THE ARTICLE IN THE JANUARY GARDEN NEWS HAD THE WRONG SPELLING OF THIS NAME, DESPITE ME SPELLING CORRECTLY AND REINFORCING IT WAS AN UNUSUAL SPELLING IN THE SUBMITTED TEXT. APPARENTLY A SUB EDITOR HAS SEEN IT THOUGHT IT WAS SPELT WRONG AND CHANGED IT WITHOUT CHECKING UP FIRST!.....AVAILABLE FROM PER.

KEY TO THE NURSERY CODES

BRO BROMAC NURSERY; TEL 01270 780319/627025 ; WEBSITE HTTP://WWW.BROMACNURSERY.CO.UK/: MAIL ORDER.

CL CLAY LANE NURSERY; TEL 01737 823307; WEBSITE HTTP://WWW.CLAYLANE-FUCHSIAS.CO.UK/: MAIL ORDER

LTB LITTLE BROOK FUCHSIAS; TEL 01252 329731; WEBSITE HTTP://WWW.LITTLEBROOKFUCHSIAS.CO.UK/: No MAIL ORDER

LN LONSDALE NURSERY: TEL 01278 452046; No WEBSITE: No MAIL ORDER

PER PERCIVAL'S FUCHSIAS; TEL 01787 222541; No WEBSITE: MAIL ORDER FOR ROOTED CUTTINGS

RYN ROUALEYN FUCHSIAS; TEL 01492 640548; WEBSITE HTTP://WWW.ROUALEYNFUCHSIAS.CO.UK/INDEX.PHP;; RE-INTRODUCING MAIL ORDER FOR 2017

STM ST MARGARET'S NURSERY: TEL 01329 846006; WEBSITE HTTP://STMARGS.CO.UK/: No MAIL ORDER

WDM WOODMOSS FUCHSIAS; TEL 07849 080244; No WEBSITE: MAIL ORDER

BREAKING NEWS.....

Theres been a fight in the biscuit tin,a lad called ROCKY hit a PENGUIN over the head with a CLUB,tied him to a WAGON WHEEL,with a BLUE RIBBON and made his BREAKAWAY in a TAXI.Police say ROCKY was last seen just AFTER EIGHT in MARYLAND with a GINGER NUT known to police as RICH TEA.They didn't leave a crumb of evidence so the JAMMI DODGER got away with it !!!!