



2021

Nebraska State Revolving Fund

Clean Water & Drinking Water Intended Use Plan
State Fiscal Year 2021

NEBRASKA

DEPT. OF ENVIRONMENT AND ENERGY

&

DEPT. OF HEALTH AND HUMAN SERVICES

Reviewed by the
Environmental Quality Council
On June 25, 2020



THIS PAGE IS LEFT INTENTIONALLY BLANK.

Table of Contents

FOREWORD	1
RESPONSE TO THE 2019 FLOODING	1
2019 DEPARTMENT MERGER	1
WATER WASTEWATER ADVISORY COMMITTEE	1
PUBLIC REVIEW, PARTICIPATION, AND COMMENTS	2
SECTION I - CLEAN WATER STATE REVOLVING FUND (CWSRF)	3
INTRODUCTION	3
HIGHLIGHTS AND WHAT’S NEW FOR SFY 2021:	3
I. CWSRF SOURCES AND USES OF FUNDS	4
CWSRF SOURCES AND USES OF FUNDS TABLE	5
SOURCES AND USES OF ADMINISTRATION FUNDS TABLE	6
II. LONG-TERM AND SHORT-TERM GOAL STATEMENTS FOR THE CWSRF PROGRAM	6
A. LONG-TERM GOALS	6
B. SHORT -TERM GOALS	7
III. METHODS AND CRITERIA FOR DISTRIBUTION OF FUNDS	7
A. PROJECT PRIORITY PLANNING LIST PREPARATION	8
B. IDENTIFY POTENTIAL SRF PROJECTS	8
C. DEVELOP CWSRF CAPITALIZATION GRANT PAYMENT SCHEDULE	9
<i>CWSRF CAPITALIZATION GRANT PAYMENT SCHEDULE TABLE</i>	9
D. BYPASS DATE AND CHANGES TO FUNDING LIST	9
IV. ADDITIONAL INFORMATION AND REQUIREMENTS	10
A. ADMINISTRATIVE FEES	10
B. TERMS	11
C. REFINANCING	12
D. WATER QUALITY PLANNING	12
E. EMERGENCY LOAN ASSISTANCE	12
F. AMENDMENTS TO THE IUP	13
G. DELINQUENT PAYMENT PENALTY AND PENALTY INTEREST	13
H. AUDITS AND REPORTING, EPA, AND ENVIRONMENTAL REQUIREMENTS	13
I. TRANSFERRING AUTHORITY OF FUNDS BETWEEN THE CWSRF AND DWSRF	14
J. WORKFORCE DEVELOPMENT STUDY	15
V. CWSRF GRANTS	15
A. PROJECT PLANNING ACTIVITIES AND REPORT GRANT	15
B. SMALL TOWN GRANT	15
C. EMERGENCY GRANT	16
D. LOAN FORGIVENESS	16
E. GREEN PROJECT RESERVE (GPR)	17
F. NEW AND INNOVATIVE TECHNOLOGY GRANT (NIT GRANT)	17
VI. LEVERAGED OR POOLED BOND ISSUES	17
VII. SOURCE WATER PROTECTION AREA AND WATER METER PROJECTS	18
VIII. LINKED DEPOSIT PROGRAM	18
2021 CWSRF PROJECT PRIORITY FUNDING LIST	20
2021 CWSRF GREEN PROJECT RESERVE (GPR) FUNDING LIST	23
SECTION II - DRINKING WATER STATE REVOLVING FUND (DWSRF)	24

INTRODUCTION.....	24
HIGHLIGHTS AND WHAT’S NEW FOR SFY 2021	24
I. DWSRF SOURCES AND USES OF FUNDS.....	25
DWSRF SOURCES AND USES OF FUNDS TABLE	25
SOURCES AND USES OF ADMINISTRATION CASH FUNDS TABLE	26
II. LONG-TERM AND SHORT-TERM GOAL STATEMENTS FOR THE DWSRF PROGRAM	28
A. LONG-TERM GOALS.....	29
B. SHORT -TERM GOALS	29
III. METHODS AND CRITERIA FOR DISTRIBUTION OF FUNDS.....	30
A. SET-ASIDE UTILIZATION	30
B. IDENTIFY PRIORITY PROJECTS.....	30
C. IDENTIFY HOW FUNDS WILL BE ALLOCATED	30
D. DEVELOP DWSRF PAYMENT SCHEDULE FOR STATE CAPITALIZATION GRANT.....	31
<i>DWSRF CAPITALIZATION GRANT PAYMENT SCHEDULE TABLE.....</i>	<i>31</i>
E. DEVELOP DISBURSEMENT (OUTLAY) SCHEDULE FOR DWSRF PROGRAM PROJECTS.....	31
F. BYPASS DATE AND CHANGES TO PROJECT LISTS	31
IV. ADDITIONAL INFORMATION AND REQUIREMENTS.....	32
A. ADMINISTRATIVE FEES.....	32
B. DWSRF MARKET LOAN RATES.....	33
C. TERMS.....	33
D. FINANCIAL STATUS OF DWSRF	33
<i>Set-Aside Balances TABLE.....</i>	<i>34</i>
E. EMERGENCY GRANT ASSISTANCE	34
F. AMENDMENTS TO THE IUP	34
H. DISADVANTAGED COMMUNITY	35
V. DWSRF GRANTS	36
A. PWS SECURITY GRANTS	36
B. PLANNING GRANTS	36
C. SOURCE WATER PROTECTION GRANTS PROGRAM.....	37
D. WORKFORCE DEVELOPMENT STUDY	37
E. NEW AND INNOVATIVE TECHNOLOGY GRANT (NIT GRANT)	37
<i>DWSRF RANKED PROJECT PRIORITY FUNDING LIST</i>	<i>38</i>
<i>LAND ACQUISITION SOURCE WATER PROTECTION PROJECT PRIORITY LIST</i>	<i>40</i>
APPENDIX A1 – CWSRF PROJECT PRIORITY RANKING SYSTEM.....	41
APPENDIX A2 – DWSRF PRIORITY RANKING SYSTEM	46
APPENDIX B1 – CWSRF PROJECT PRIORITY PLANNING LIST	51
APPENDIX B1-A – CWSRF LIST OF NEBRASKA COMMUNITIES, NRDS, SIDS, AND COUNTIES 81	
APPENDIX B2 – DWSRF PROJECT PRIORITY PLANNING LIST – ALPHABETICAL ORDER.....	89
APPENDIX C – CWSRF & DWSRF INTEREST RATE AND ADMINISTRATIVE FEE SYSTEM.....	107
APPENDIX D – ASSESSING WASTEWATER INFRASTRUCTURE (AWIN)	110
APPENDIX E – CWSRF SMALL TOWN GRANT ALLOCATION DETERMINATION PROCEDURES.....	117
APPENDIX F – CWSRF & DWSRF FORGIVENESS ALLOCATION DETERMINATION PROCEDURES	119
CWSRF	119

DWSRF	121
APPENDIX G – COMMON PRE-APPLICATION PROCEDURE.....	123
PRE-APPLICATION FOR STATE AND/OR FEDERAL ASSISTANCE	125
FACILITY PLAN OR PRELIMINARY ENGINEERING REPORT GUIDE	129
DETAILED OUTLINE OF A PRELIMINARY ENGINEERING REPORT.....	131
APPENDIX H – GENERAL REQUIREMENTS FOR THE LINKED DEPOSIT PROGRAM	141
APPENDIX I – SRF CASH FLOW MODEL.....	143

FOREWORD

The Intended Use Plan (IUP) for the Clean Water State Revolving Fund (CWSRF) was developed through the resources of the Nebraska Department of Environment and Energy (NDEE), and the IUP for the Drinking Water State Revolving Fund (DWSRF) was developed by NDEE and the Nebraska Department of Health and Human Services, Division of Public Health (NDHHS-DPH). Statements of project need, cost projections, and timing of loan activities were developed based on NDEE's experience with projects and procedures under the Clean Water State Revolving Loan Fund, and from needs information provided by NDHHS-DPH for the Drinking Water State Revolving Fund (DWSRF). In addition, NDEE and NDHHS-DPH held preliminary discussions with potential SRF loan recipients for the purposes of projecting the activities and financial needs of State Fiscal Year (SFY) 2021 and the future. The detailed project scope, timing, and cost will be developed during individual loan agreement negotiations. This IUP will continue in effect from year to year until replaced by Environmental Quality Council (EQC) approval action on the succeeding IUP. Please note that when referring to the CWSRF, "Department" means the NDEE and when referring to the DWSRF, "Department" means the NDHHS-DPH.

RESPONSE TO THE 2019 FLOODING

In Mid-March of 2019, Nebraska was hit with a series of storms that resulted with a devastating flood. Numerous community wastewater and drinking water systems were forced offline because of the flood event. In response, the State Revolving Loan Fund (SRF) implemented new financing options for communities impacted by the flood. Language was drafted for the State Fiscal Year 2020 Intended Use Plan (IUP) that would allow the SRF to provide 0% interest, bridge financing to communities awaiting to receive funding from the Federal Emergency Management Agency (FEMA) or Nebraska Emergency Management Agency (NEMA) for their wastewater and drinking water systems affected by flooding. In total, over ten million dollars were provided to communities to assist them in bringing their systems back online. This was accomplished through a federal Memorandum of Understanding (MOU) which established a framework for EPA-funded SRF programs to assist and collaborate with FEMA disaster assistance grant programs by providing bridge financing. The MOU ensures that communities that receive SRF loans will still be eligible for FEMA reimbursement. The Environmental Quality Council (EQC) approved the IUP proposal and additional financing options and allowed the SRF to provide the bridge financing to communities starting July 1, 2019.

2019 DEPARTMENT MERGER

On July 1, 2019, two departments, the Department of Environmental Quality (NDEQ), and the Nebraska Energy Office, merged into one program called the Department of Environment and Energy (NDEE). This was made possible by the 106th Legislature (2019-2020) bill, LB302 which was signed on March 21, 2019 by the Governor. LB302 effectively merged the two programs together. Nebraska Revised State Statute 81-15,256 states that whenever the State Energy Office or the Department of Environmental Quality is referred to or designated by any contract or other document in connection with the duties and functions of the Department of Environment and Energy, such reference or designation shall apply to the Department of Environment and Energy. All contracts entered into by the Nebraska Energy Office or the Department of Environmental Quality prior to July 1, 2019, in connection with the duties and functions of the Department of Environment and Energy are hereby recognized with the Department of Environment and Energy succeeding to all rights and obligations under such contracts.

WATER WASTEWATER ADVISORY COMMITTEE

The NDEE participates in the Water Wastewater Advisory Committee (WWAC) loan and grant pre-application screening process. WWAC participants include the NDHHS-DPH representing the DWSRF program, the U.S. Department of Agriculture-Rural Development (USDA – RD) for their water and wastewater grant and loan programs, the Nebraska Department of Economic Development (NDED) for the Community Development Block Grant (CDBG) program, and NDEE for the CWSRF programs. Through a week long Kaizen event that took place the beginning of December of 2019, NDEE worked with other

members of the Water Wastewater Advisory Committee to improve the application and project review process which in turn will maximize funding to Nebraska communities for water and wastewater infrastructure improvements. The new process that was developed will be on a six-month trial period. The WWAC will still reviews the project pre-application and then provides the applicant funding assistance options that best meet the project funding need. While the committee provides a recommendation, it is ultimately the applicant's decision on which funding option best suits their community needs. The common pre-application form and guidance are included in Appendix G. Project owners may also contact the individual agencies directly without going to the WWAC. It is important to note that the NDED relies on the ranking systems in this IUP as their initial step for determining the eligibility of a community for their grants.

PUBLIC REVIEW, PARTICIPATION, AND COMMENTS

The IUP and State Project Priority Planning Lists are subject to public review and comment in accordance with federal statute 40 CFR Part 35. The Department held a public hearing regarding the IUP and state Priority Lists at the regularly scheduled EQC meeting on June 25, 2020 Nebraska to receive public input and Council approval. The draft IUP, which includes the Project Priority Lists, was made available to the public 30 days prior to the hearing. A summary of the Department's responses to public comment and any public hearing testimony will be prepared and submitted to the EPA Region VII Administrator, along with the IUP and Priority Lists.



SECTION I - CLEAN WATER STATE REVOLVING FUND (CWSRF)

INTRODUCTION

The CWSRF was created to provide below market financing for construction of publicly owned wastewater treatment works and nonpoint source control systems. For more information on eligibility, please refer to NDEE's Title 131, *Rules and Regulations for the Wastewater Treatment Facilities and Drinking Water Construction Assistance Programs* (year).

Title VI of the federal Clean Water Act (CWA) requires the State to propose an annual plan setting forth the manner in which the State intends to use the money available in the Clean Water State Revolving Fund (CWSRF). This document is the State of Nebraska's State Fiscal Year (SFY) 2021 CWSRF Intended Use Plan (IUP) covering the time period of July 1, 2020 through June 30, 2021. Title VI (CWA) also requires that projects funded by the CWSRF be listed on the Project Priority Planning List. A priority system and the Project Priority Planning List are prepared in accordance with Title II, Section 216 of the federal CWA. The Project Priority Planning List and priority system are included with this IUP for approval action by the Environmental Quality Council (EQC). Potential CWSRF projects are selected from the Project Priority Planning List for funding. This IUP is an integral part of the cycle of events carried out annually in administering the CWSRF program. The IUP serves as a basis for developing new capitalization grant payment schedules with the U.S. Environmental Protection Agency (EPA) Region VII Administrator. In addition, the IUP serves as a basis for assessing the State's performance in administering the CWSRF program. This document can be compared to the CWSRF Annual Report for a complete picture of what was planned versus what was accomplished over the year. Assurances and certifications contained in the Operating Agreement established between the NDEE and the U.S. EPA Region VII are incorporated in this IUP by reference.

HIGHLIGHTS AND WHAT'S NEW FOR SFY 2021:

- The Federal budget was passed as of December 20, 2019. The final allotment for the Federal Fiscal Year (FFY) 2020 CWSRF Capitalization Grant for Nebraska is \$8,110,000. This is approximately \$1,000 more than last year's allocation.
- On July 1, 2019, the Department of Environmental Quality (NDEQ), and the Nebraska Energy Office, were merged into one program called the Department of Environment and Energy (NDEE).
- Construction Loan interest rates for CWSRF will be set similar to last year's rates:
 - For loans with terms of 20 years or less:
 - Annual interest rate will be 1.5%.
 - Projects with qualifying Green Project Reserve (GPR) components may receive up to a 0.50% reduction in annual interest.
 - For loans with terms greater than 20 years:
 - Annual interest rate will be determined based upon Assessing Wastewater Infrastructure Needs (AWIN) Risk score.
 - Loans made to municipalities with a medium or high AWIN Risk score, or are considered to be under financial hardship by the Department, will receive an annual interest rate of 1.5%.
 - Loans made to municipalities with a low AWIN Risk score will receive an annual interest rate of 2.00%.
 - Municipalities who do not meet the AWIN eligibility criteria may submit a financial hardship report to the Department for additional consideration.
 - Projects with qualifying GPR components may receive up to a 0.50% reduction in annual interest.
- Planning and Design Loans will be available to municipalities to encourage pro-active planning efforts. Planning and Design Loans will have an interest rate of 0%, with a 0.5% administrative fee, and a maximum of five year term.

- Subsidy assistance:
 - In an effort to provide communities with additional financial assistance and to create similar loan terms and conditions across both SRF programs, the CWSRF loan forgiveness allocation determination procedures will be similar to that of the DWSRF program.
 - In conjunction with current loan forgiveness, an additional tiered evaluation system will be used for borrowers. The following tiered system will be implemented for the SFY 2021 IUP:
 - Population Focused
 - Population of 10,000 or less – Capped at 15%
 - Population of 3,300 or less – Capped at 20%
 - Population of 500 or less – Capped at 25%
 - Borrowers will be evaluated based on standard loan forgiveness terms as well as the new population focused terms and be awarded the loan forgiveness amount of whichever is greater and dependent on availability of funds.
- Median Household Income (MHI) American Community Survey (ACS) five-year data from 2012-2016 data is being updated to the ACS five-year data from 2014-2018. The State Median Household Income (MHI), that is determined from the American Community Survey five-year estimate (2014-2019), has increased from \$54,384 to \$59,116.

I. CWSRF SOURCES AND USES OF FUNDS

The CWSRF has been created from a series of EPA Capitalization Grants and a required 20% State match provided through State general fund appropriations, Nebraska Investment Finance Authority (NIFA) public offered bond issues or private placements, and administrative fees. Match funding will be accomplished through bond funds and program cash for the FFY 2020 Capitalization Grant and is planned for July 2020, and the match for the FFY 2021 Capitalization Grant is planned for the July 2021 time period. Sources and uses of funds for the program two-year planning period discussed in this IUP are summarized in the following table. See Appendix I: SRF Cash Flow Model for more information.



CWSRF SOURCES AND USES OF FUNDS TABLE

March 1, 2020 Estimate

SOURCES OF FUNDS	
Cash & Unexpended prior grants	93,851,395
2020 Cap Grant	8,110,000
2020 State Match (Bond & Cash)	1,622,000
Estimated 2021 Cap Grant	5,541,406
Estimated 2021 State Match (Bond & Cash)	1,108,281
Loan Repayment SFY 2020	8,678,768
Loan Repayment SFY 2021	17,738,007
Loan Repayment SFY 2022	17,572,472
2-year Projected Interest	4,650,000
TOTAL	\$158,872,329
USES OF FUNDS	
Bond Payment 2020 + 2%	510,000
2021 Engineering Admin	150,000
2022 Engineering Admin	200,000
Current Loan Obligation	24,278,251
Green Project Reserve Funding	37,124,259
Funding List,	35,840,900
Planning List	60,768,919
TOTAL	\$158,872,329

⁽¹⁾ The greater of 1% or \$100,000 was withheld from the State grant allocation and awarded separately for 604(b) water quality planning. Estimates are from the FFY 2020 President's Budget.

SOURCES AND USES OF ADMINISTRATION FUNDS TABLE

March 1, 2020 Estimate

SOURCES OF FUNDS	
Cash balance	3,215,178
Admin fee remaining SFY 2020	834,593
Admin Fee SFY 2021	1,633,279
Admin Fee SFY 2022	1,531,256
2-year projected interest	100,000
TOTAL	\$ 7,314,306
USES OF FUNDS	
2020 State Match Cash	1,122,000
2021 State Match Cash	3,281
Program Admin SFY 2019	325,088
Program Admin SFY 2020	1,045,500
Program Admin SFY 2021	1,045,500
SFY 2021 Small Town Grant / Planning	653,312
SFY 2022 Small Town Grant/ Planning	612,312
TOTAL	\$ 4,806,993

II. LONG-TERM AND SHORT-TERM GOAL STATEMENTS FOR THE CWSRF PROGRAM

The federal CWA requires that the CWSRF fund balance be available in perpetuity to provide financial assistance to Nebraska municipalities for future pollution control needs. Nebraska's CWSRF program began in 1989 with an initial federal capitalization grant of \$4,773,100. Since that time, Nebraska has received 32 federal capitalization grants totaling \$240,544,124 (including the estimated FFY2020 grant). Nebraska is required to provide a 20% match for the federal capitalization grants. This has been done with a combination of \$300,000 general funds provided by the Legislature the first year, \$655,000 the second year, and with the proceeds of 20 NIFA bond issues. As of March 1, 2020, these combined funds, along with project loan repayment funds and interest earnings, have been used to make 316 loans to hundreds of Nebraska communities across the state. The CWSRF fund has grown to a net asset level of \$323.8 million with a \$606.8 million in loans made to Nebraska communities.

A. Long-Term Goals

1. Manage the Nebraska Clean Water State Revolving Fund (CWSRF) Program to fund projects which protect and improve the public health of the citizens of the state.
2. Protect and enhance Nebraska's water resources, the environment, and human health by providing affordable funding for eligible clean water projects.

3. Attend workshops/conferences and meet with municipalities, consultants and other stakeholders to promote the CWSRF program to the public as well as identify potential CWSRF projects and obtain stakeholder input regarding modifications or enhancements to the CWSRF program.
4. Encourage the incorporation of green infrastructure concepts and energy recovery, production, and conservation in CWSRF funded projects through adjusted interest rates and grant opportunities.
5. Request annual EPA capitalization grants and provide state match in a timely manner.
6. Annually prioritize potential CWSRF projects in Nebraska according to the greatest chronic public health and environmental health concerns being addressed and their readiness to proceed with construction and implementation. Allocate available CWSRF funds to projects in a timely manner.
7. Pursue the development of a mechanism to evaluate and prioritize the most appropriate, affordable, and holistic, state, regional, and/or watershed-based solutions that address both point and nonpoint source water pollution problems.
8. Continue working with the U.S. Department of Agriculture-Rural Development and the Department of Economic Development Community Development Block Grant programs to provide affordable financing for municipal pollution prevention and control projects.

B. Short -Term Goals

1. Provide compliance assistance to CWSRF current borrowers through means of various project meetings and on-site inspections.
2. Review SRF funding mechanisms/alternatives to determine if an alternative would result in providing greater benefits to more communities.
3. Develop and implement a workforce development program for water utility operators in order to provide assistance to communities in recruiting to combat an aging workforce in utility operations.
4. Target available loan funds to high priority needs in order to encourage construction of the highest impact water quality and/or human health improvement projects by providing the best funding assistance available.
5. Pursue public and private sector partnership by assisting in collaboration between municipalities and industry.
6. Appraise and further develop the Assessing Wastewater Infrastructure Needs (AWIN) program to ensure accurate information is being utilized in determining municipality assistance; calculate municipalities sustainability risk; and adjust the program to maintain the most current state and federal requirements.

III. METHODS AND CRITERIA FOR DISTRIBUTION OF FUNDS

Nebraska's proposed distribution of available funds is determined by use of the following steps:

1. Prepare the CWSRF Project Priority Planning List in accordance with Title II Section 216 of the CWA;
2. Use the CWSRF Project Priority Planning List to identify the potential CWSRF projects for placement on the CWSRF Funding List;

3. Develop the CWSRF Capitalization Grant Payment Schedule which will provide resources for making timely binding commitments to the projects selected for CWSRF assistance;
4. Provide for a process to add projects to the CWSRF Project Priority Funding List and to bypass projects on the Funding List; and
5. Fund CWSRF Projects by disbursing 100% of match funds prior to withdrawing federal capitalization funds.

A. Project Priority Planning List Preparation

The NDEE CWSRF Program sends out an annual needs survey to municipalities and consulting engineers to identify projects eligible for funding under Title II Section 212 of the federal CWA and eligible nonpoint source pollution projects. For SFY 2021, the NDEE received 344 Needs Surveys and carried forward two projects from prior years for a total of \$687 million in needs. This is compared to last year’s (SFY 2020) where 336 Needs Surveys were received and \$808 million in needs were identified.

Projects identified during the needs survey process are ranked in accordance with the priority ranking system (Appendix A1) and placed on the Project Planning List (Appendix B1). Projects from SFY 2020 Project Priority Planning List that are identified internally by NDEE staff to still be in need are also ranked and included on the Project Priority Planning List. Priority ranking is completed in April. Projects submitted during the IUP public notice period may be added to the Planning List in the IUP hearing by action of the EQC. All survey submissions received after the due date of December 31 will be ranked with zero points; however, projects may still be eligible for funding after the bypass dates.

B. Identify Potential SRF Projects

Willingness of a community to participate in the CWSRF program and readiness to proceed are important considerations for funding; therefore, the Funding List of the potential CWSRF projects is not identical to the ranking order of the Project Priority Planning List. The potential CWSRF projects anticipated for funding in the SFY 2021 IUP are shown on the CWSRF Funding List. All other projects included in Appendix B1 are considered on the Project Priority Planning List. This includes potential CWSRF projects with lower priority or projects that may not be ready to proceed until later in the year.

From FFY 2010 through FFY 2014, federal funding required that a portion of the grant be used for additional subsidization and another portion be used for green infrastructure projects. The June 10, 2014 federal CWSRF amendments permanently changed the additional subsidization requirements. It indicated that states may provide additional subsidization from 0% to 30% based on the amount of total capitalization grant appropriations for all states. However, the FFY 2020 grant still required that 10% of the grant be used for additional subsidization or \$811,000. The FFY 2020 federal funding also required no less than 10%, or \$811,000 of the grant funds to be used for green infrastructure projects. These requirements are further described in Section V.D and V.E. A separate Green Project Reserve Funding List shows projects that may qualify as green. The CWSRF Sources and Uses of Funds table identifies funding based on FFY 2020 Capitalization Grant and anticipated funding in FFY 2021. The planning portion of these lists is sized to obligate anticipated FFY 2021 funding if provided before the next IUP cycle.

Allocation of funds among potential CWSRF projects is a three-step process:

1. Potential CWSRF project sponsors are identified and contacted to determine project timing and level of interest in SRF funding. Those communities expressing a serious interest in proceeding under the SFY 2021 program are then asked to provide information regarding specific project scope, project timing, and funding needs, and are then tentatively listed for funding;
2. The sources and uses for the program funds are identified. The available funds are allocated to potential SRF projects for the Funding List until full allocation is reached. Potential CWSRF projects that are not quite ready to proceed, or of lower priority, are placed on the Project Priority Planning

List. Similarly, projects identified as green projects are placed on the Green Project Reserve Funding List; and

3. The Intended Use Plan that includes the Project Priority Planning List is placed on public notice, then submitted to, with comments from the public received, and approved by, the Environmental Quality Council in a public hearing process.

C. Develop CWSRF Capitalization Grant Payment Schedule

In order to prepare a payment schedule for receiving capitalization grant funds from EPA, binding commitment projections were made (i.e. signed loan contracts). The information in the CWSRF IUP Funding List was used to determine the payment amounts. The following table shows the estimated EPA CWSRF Capitalization Grant Payment Schedule.

CWSRF CAPITALIZATION GRANT PAYMENT SCHEDULE TABLE

Program Funding Year	SFY 2021 1Q	SFY 2021 2Q	SFY 2021 3Q	SFY 2021 4Q	SFY 2022 1Q	SFY 2022 2Q
Cap Grant Year	FFY 2020 4Q	FFY 2021 1Q	FFY 2021 2Q	FFY 2021 3Q	FFY 2021 4Q	FFY 2022 1Q
EPA FFY 2020	\$8,110,000					
EPA FFY 2021					\$5,541,406	
State Match	\$1,622,000				\$1,108,281	

D. Bypass Date and Changes to Funding List

The NDEE shall employ a bypass date for funding of projects. Following the approval of the SFY 2021 IUP by the EQC, the CWSRF will use October 1 as the Bypass Date to help obligate available funds for clean water projects. Projects on the CWSRF Funding List will have priority funding reserved until the October 1 bypass date. After the October 1 bypass date, NDEE will provide financial assistance, subject to availability of funds, to the highest priority projects that are ready to proceed from the Funding List, the Planning List, or any entity identified in this IUP. Environmental or Public Health emergency projects may not be held to the bypass date at the discretion of the NDEE.

The interagency Water and Wastewater Advisory Committee (WWAC) reviews common pre-applications for water and wastewater infrastructure funding once a month. This committee discusses funding options for projects, providing grant and loan funds from various funding agencies such as the United States Department of Agriculture’s Rural Development program (USDA-RD) and the Nebraska Department of Economic Development’s (NDED) Community Development Block Grant program (CDBG), as well as NDEE’s Clean Water State Revolving Loan Fund. The USDA and NDED provide funding to communities with the highest priorities, many of which are included on the CWSRF Funding List. The highest priority projects that are ready-to-proceed will be considered for funding prior to the bypass dates when funding commitments are made by these other agencies to projects on the Funding List, when a project on the Funding List indicates that they do not plan to proceed, or when additional funds become available for allocation to projects.

Projects that have been issued a Finding of No Significant Impact (FNSI) or Categorical Exclusion (CatEx), but will not be able to close a loan prior to the end of SFY 2020, will be considered “in progress”. Projects in progress in SFY 2020 will be able to close loans prior to the October 1 bypass date, under the terms noted in the SFY 2020 IUP (except interest rate) unless the SFY 2021 funding list or bypass criteria provide better financing alternatives before that date.

As authorized by Nebraska Revised State Statute §81-15,153, the Director may suspend the provisions of the IUP and prioritize available funds to meet critical public health and environmental needs resulting from

a natural or manmade disaster requiring the activation of the State Emergency Operations Plan, or to meet the requirements of funds that are available to the program unexpectedly.

Nebraska, like much of the United States, has wastewater infrastructure needs related to aging pipes, failing and inefficient treatment plants, and/or increased energy costs. Two-thirds of Nebraska's communities are losing population while seeing the existing population increase in age, making them less capable of handling the expense of large wastewater treatment projects. New water quality discharge requirements, such as lower ammonia limits, have put even more pressure on Nebraska's small systems to update their systems. Today, many of the wastewater projects being planned and built make use of newer technology which could reduce operation and maintenance costs and/or energy needs, especially for small systems. With these facts in mind, Appendix B1-a is included in the IUP; it lists communities that may still have undocumented needs. Being included in this IUP and on this list does not mean the community will need, seek out, or receive funding from the CWSRF; but it does recognize the community's possible future needs.

IV. ADDITIONAL INFORMATION AND REQUIREMENTS

A. Administrative Fees

An annual fee of up to 1% is charged against the outstanding principal on construction loans, and 0.5% for planning loans, to meet the long-term administrative costs of the CWSRF program. A reduction of up to 0.25% in fees may be applied on new loans with borrowers who have previously borrowed and have fully repaid SRF loans. A reduction of up to 0.5% in fees may be applied on new loans with borrowers that have current outstanding SRF loan balances. If a project is atypical, the Director may choose to not allow a reduced administration fee. These fees are not included in the loan principal. The Director may waive this fee during construction, except on projects that only receive interim financing during construction. Fees collected in addition to principal and interest, which are not deposited as loan repayments, are considered "income received by the grantee" or "program income."

An annual administrative fee of 0% may be applied to loans made for emergency projects as defined by Title 131, that serve as bridge financing while a borrower awaits to receive funding from other sources, such as the Federal Emergency Management Agency (FEMA). Loan contracts will also establish that if other funding sources cannot be secured, the administrative fee may be adjusted up to 1.0% annually.

Administrative fees can be used to accomplish the long-term and short-term goals of the CWSRF program and for other eligible water quality related purposes. In addition, the fee on a loan made from leveraged bond proceeds may be set to reflect the cost of issuing bonds and management of the leveraged loan portfolio. Fees will be assessed on a semi-annual basis and billed at the same time invoices for principal and interest rates are mailed.

The June 10, 2014 Federal Water Pollution Control Act amendments allow for additional options in determining the amount of administration funds that can be utilized from the capitalization grant. The maximum annual amount of CWSRF funds (not including any fees collected that are placed in the fund) that may be used to cover reasonable costs of administering the fund is the greatest of the following:

1. \$400,000; or
2. 0.2% of the current valuation of the fund which currently would be equal to \$647,193, according to the net position stated in the most current audit; or
3. An amount equal to 4% of all grant awards received by the State CWSRF less any amounts used in previous years to cover administrative expenses, which would total \$2,228,215.

For SFY 2021, the program will allocate \$150,000 for activities that include: program costs for NDEE for day-to-day program management activities, other costs associated with debt issuance, financial management, consulting, engineering, and support services necessary to provide a complete program. Administrative costs are mostly paid out of the program's administration fee cash fund for the year, with the exception of some engineering costs. In addition, the program has implemented Northbridge loan and grant

tracking software that was purchased with the administration funds from both CWSRF and DWSRF. Further work on the software is planned for the SFY 2021 and will continued to be paid from these administration funds. The contract was let through EPA.

The CWSRF market loan rate determination procedure is described in the CWSRF program regulations (Title 131 – *Rules and Regulations for the Wastewater Treatment Facilities and Drinking Water Construction Assistance Programs*) and is based on the cost of obtaining money for the Fund and on public finance market rates. The CWSRF market rate will be set at 1.5% for construction loans. Loans for emergency projects, as established by Title 131, that serve as bridge financing until funded by other financial sources and planning loans will have a 0% interest rate.

With the approval of LB737 by the Governor on February 24, 2016 during the Nebraska 104th Legislature (2015-2016), the CWSRF is now able to provide financing for loans with a maximum term limit of 30 years. The primary intent of extending term loans from 20 to 30 years is to assist disadvantaged communities that may experience financial hardships in financing their wastewater infrastructure needs. The NDEE has developed the policy found below for establishing various interest rates for loans exceeding 20 years based upon communities’ AWIN scores and ranking.

The following is the market loan rate strategy for the SFY 2021:

- For loans with terms of 20 years or less:
 - The annual interest rate will be 1.5%.
- For loans with terms greater than 20 years:
 - Eligible borrowers with a medium or high AWIN Sustainability Risk score, or are considered to be under financial hardship by the Department, will have an annual interest rate of 1.5%.
 - Eligible borrowers with a low AWIN Sustainability Risk score will have an annual interest rate of 2.0%
 - Municipalities who do not meet the AWIN eligibility criteria may submit a financial hardship report to the Department for additional consideration.
- Projects which incorporate eligible Green Project Reserve (GPR) components may receive a deduction of up to 0.50% annual interest rate depending upon the percentage of project that is GPR eligible.
- Loans made for emergency projects that serve as bridge financing while a borrower awaits to receive funding from other sources, such as FEMA, will have an annual interest rate of 0% for SFY 2021 IUP. The 0% will only apply to the portion that will be covered by other funding sources. Loan contracts will also establish that if other funding sources cannot be secured, the interest may be adjusted up to 1.5%.
- The market rate for Planning Loans will be set at 0% for the SFY 2021 IUP.

As an effort to continue to create jobs and generate new businesses, NDEE may offer incentives for economic development through reduced interest rates, up to a quarter percent. The Director may adjust the market rate of interest in response to changing public finance market conditions. The actual interest rate charged on each loan will be determined under the procedures described in Appendix C.

B. Terms

The term limit of all financial assistance will be established by the NDEE and borrower in accordance with federal and state regulations, up to a maximum of 30 years, and cannot exceed the expected life of the project. Planning Loans will have a term up to a maximum of five years.

Repayment of loans will generally be based on a level payment amortization schedule with full amortization within the allowed maximum term of the initiation of operation. Loan recipients may request stepped payments or terms less than the maximum allowable term limit. Loan recipients may make payments early and in excess of their payment schedule. No prepayment is allowed within the first ten years of the loan if the loan recipient has received Forgiveness and/or a Small Town Grant unless the borrower received additional assistance from another funding source. Principal and interest schedules will be adjusted

accordingly. For any project that receives a term greater than 20 years, no prepayment is allowed within the first five years of project completion.

C. Refinancing

Refinancing allows wastewater treatment works debt, including previous SRF loans, to be refinanced if the debt was incurred after March 7, 1985. Wastewater treatment works debt that was not previously financed by SRF must have followed all of the SRF requirements at the time it was constructed. For example, Davis-Bacon requirements do not apply to refinancing of projects that had completed construction prior to October 30, 2009. Refinancing will be allowed for all communities who have a medium or high AWIN sustainability risk factor. Municipalities who do not meet the AWIN eligibility criteria may submit a financial hardship report to the Department for additional consideration justifying the forgiveness requested. The refinanced interest rate and administration fee will be at the current rates identified in this IUP. Refinanced projects will not be eligible for Loan Forgiveness or Small Town Grants and may only refinance once every 10 years. The term length will not exceed the maximum eligible term from the initiation of operation and there must be at least five years of payment left to refinance a loan.

D. Water Quality Planning

Section 604(b) of the CWA provides for \$100,000 or 1% of the CWSRF allotment, whichever is greater, to be used to carry out water quality management planning under Sections 205(j) and 303(e) of the CWA. Section 604(b) funds are provided through a grant application process separate from the CWSRF capitalization grant process. The CWA Amendments of 1987 amend Section 205(j)(3) and direct the State to consider allocating up to 40% of the allotment to regional public comprehensive planning organizations and appropriate interstate organizations unless the Governor, with approval of the EPA Regional Administrator, agrees that less than 40% should be allocated.

The NDEE has notified appropriate organizations of the pass-through provision. The Department received no applications from appropriate organizations for water quality planning. The 205(j)(1) funds will be used for water quality planning on a statewide basis by the department. The Governor has submitted a proposal to the EPA Region VII Administrator for allocation of these resources.

E. Emergency Loan Assistance

The Department will consider applications for emergency loan assistance in the case of catastrophic failure of existing facilities and Public Water Systems, causing an environmental or public health threat, or for unforeseen threats of contamination to the source water supply in accordance with Title 131. The NDEE may provide funding for emergency projects at any time, subject to availability of funds and aside from the adopted Funding and Planning Lists. Such financing shall not be used for routine maintenance of facilities.

For emergency assistance, eligible recipients will notify the Department and DHHS of the need for emergency assistance. The notification must include the nature of the threat or failure, potential environmental or public health threat of the emergency, and a complete description of the proposed remedial action.

F. Amendments to the IUP

Amendments to the IUP may be adopted by the EQC after a public notice and comment period.

NDEE may vary from the IUP without additional public participation when/if:

- It is determined to be minor; or
- It is in line with the bypass provisions; or
- An emergency assistance need is realized; or
- Unanticipated additional funds become available for loans and grants, such as through a stimulus program focused on improving water infrastructure.

Any changes such as these may be reported in the Annual Report to EPA.

G. Delinquent Payment Penalty and Penalty Interest

Payments may be considered delinquent if not received within 15 days of the due date and will be assessed with a 5 percent administrative penalty. Penalty interest will accrue at the rate of 1 percent per month of the amount of such delinquent payment from and after the due date until it is paid.

H. Audits and Reporting, EPA, and Environmental Requirements

Nebraska's CWSRF program is committed to transparency and accountability. To that end, program information noted in Intended Use Plans, Annual Reports, and other program materials are available upon request or through NDEE's website (<http://dee.ne.gov>). Project milestones and information are reported to EPA through the Project Cost and Benefits Reporting database (CBR) and the Clean Water SRF National Information Management System (NIMS). CWSRF Projects will be funded by disbursing 100% of state match funds prior to withdrawing federal capitalization funds. An independent audit of the program is conducted annually by the State Auditor of Public Accounts office. Finally, all projects with estimated costs of \$25,000 or greater that receive federal funds are subject to reporting under the Federal Funding Accountability and Transparency Act (FFATA). Beginning with the FFY 2011 Capitalization Grant, FFATA ensures that the public can access information on all recipients through <https://www.usaspending.gov>.

All potential CWSRF funded projects receiving loans from funds directly made available by capitalization grants and identified as Clean Water Section 212 projects must comply with the federal "cross-cutting" provisions (federal laws and authorities that apply by their own terms in federal financial assistance programs). The June 10, 2014 CWA amendments added an Architectural and Engineering procurement requirement beginning October 1, 2014. Architectural and Engineering Services, as defined in the amendments and guidance, include feasibility studies, preliminary engineering, design, engineering, mapping, surveying, and construction management. If federal funds are utilized for projects that do not have Architectural and Engineering contracts or Architectural and Engineering contracts funded by the CWSRF, then no action is required beyond reporting this in the IUP and Annual Report.

Federal cross cutting authorities, FFATA, Architectural and Engineering procurement, signage, and sub-recipient monitoring requirements associated with the receipt of more than \$750,000 in federal funds from any source during the fiscal year may be assigned to several projects where an equivalent amount of the capitalization grant is disbursed. The following have been targeted for the receipt of federal funds and therefore, potential sub-recipient monitoring: Aurora, Fairbury, Raymond, and Waterloo.

A National Environmental Policy Act (NEPA)-like environmental review process has also become a requirement of all loans that are considered treatment works with the June 2014 CW amendments. The review will be conducted in accordance with 40 CFR 35.3140(b)(1) through (5) to ensure compliance with the CWA, Section 511(c)(1). The process culminates in the issuance of a FNSI or a CatEx for each potential CWSRF project prior to closing on loan contract documents. The FNSI and CatEx serve as the SRF's commitment to fund a project with current loan terms; however, the funding commitment may expire one

year after the document is issued unless a longer time frame is identified. Additionally, the FNSI or CatEx expire five years after the date of issuance as in accordance with NEPA.

A continuing EPA requirement to address Environmental Results under EPA Assistance Agreements will be met by the inclusion of a summary or copy of this information in the Annual Report.

All CWSRF projects are required to comply with the Civil Rights Act of 1994 and related anti-discrimination laws. The FFY 2010 appropriation required that CWSRF loans contain provisions that all laborers and mechanics working for contractors and sub-contractors be paid at the prevailing wage rates, commonly referred to as Davis-Bacon wage determinations. The June 2014 CWA amendments codified the Davis-Bacon wage determination beginning October 1, 2014. It requires the application of Davis-Bacon prevailing wage rates to all wastewater treatment work projects funded in whole or in part by the CWSRF. Davis-Bacon applies to construction contracts over \$2,000 and their subcontractors (regardless of subcontract amount). To ensure compliance with these requirements, NDEE will verify that the correct wage determinations are being included in the bid specifications and/or construction contracts. NDEE will also provide assistance recipients with the specific EPA Davis-Bacon contract language that is to be included in bid specifications and/or contracts and forms for the recipient to document compliance with the Davis-Bacon provisions based upon a review of weekly payrolls.

Davis-Bacon requirements do not apply to refinancing of projects that have completed construction prior to October 30, 2009. Davis-Bacon requirements only apply to projects that are considered treatment works and therefore will not apply to projects that are not defined as a treatment work.

The Consolidated Appropriations Act of 2014 (Public Law 113-76) included an "American Iron and Steel (AIS)" requirement that required the CWSRF assistance recipients to use iron and steel products that were produced in the United States for projects for the construction, alteration, maintenance, or repair of a public water system or treatment works if the project was funded through an assistance agreement executed beginning January 17, 2014, through October 1, 2014. The June 10, 2014 CW amendments have now codified the American Iron and Steel requirement. American Iron and Steel only applies to projects that are considered wastewater treatment works.

The June 2014 CW amendments also included an Architectural and Engineering procurement (described above), Fiscal Sustainability Plan, Cost and Effectiveness analysis, and a requirement to establish an Affordability Criteria. Fiscal Sustainability Plans apply to the repair, replacement, and/or expansion of a treatment work project whose application was received on or after October 1, 2014. A Fiscal Sustainability Plan describes how a wastewater treatment facility owner will fund the creation, acquisition, operation, maintenance, rehabilitation and disposal of assets to meet an owner's established level of service with the least overall cost from startup, operation, and end of life. The plans must include energy and water efficiency improvements. The Cost and Effectiveness analysis applies to all eligible recipients who submit an application on or after October 1, 2015. A Cost and Effectiveness analysis evaluates the design approaches that meet an owner's performance requirements while maximizing the potential for water and energy efficiency to the extent practicable. The Affordability Criteria had to be established by September 30, 2015 to assist in identifying municipalities that would experience a significant hardship raising revenue necessary to finance a project. The criteria must include income, unemployment data, population trends, and other data determined relevant by the Department. The criteria and procedures are described in Appendix F.

I. Transferring Authority of funds between the CWSRF and DWSRF

Section 302 of the of the Safe Drinking Water Act Amendments of 1996 authorized the transfer of funds between the Drinking Water State Revolving Fund and the Clean Water State Revolving Fund. The rules governing the transfer of funds limit the dollar amount a state can transfer to no more than 33% (thirty-three percent) of a Drinking Water SRF capitalization grant. As funding is available and as needs arise, the Department can transfer loan funds with the approval of the EQC in accordance with Section II, Part I. DWSRF SOURCES AND USES OF FUNDS of this IUP. Transfers between the two funds may enhance the lending capacity of one or both state revolving funds. Nebraska Revised State Statutes §71-5318 and

§81-15,153 provide Nebraska's legal authority to implement this transfer of funds and, with the approval of this IUP, the Department reserves the right to make such transfers between the programs for SFY 2021.

To date, there have been no transfers of funds between the CWSRF and DWSRF.

J. Workforce Development Study

An aging workforce in utility operations is a challenge that all public drinking water and wastewater systems face in the State of Nebraska. Attracting workers to small communities continues to be a hurdle with the movement of jobs and populations to urban centers. A workforce development study will be conducted and funded through the State Revolving Fund program. The agency hopes this study will provide assistance to community drinking water and wastewater systems in recruiting operators to be trained by existing staff to operate their water system. Prioritization will be given to systems serving populations less than 5,000, and those in areas where a military veteran or their spouse has expressed interest in working, and who has completed the necessary free course(s) towards certification. Other applicants will also be considered to help fulfill a community's needs and a pool of potential applicants will be retained to assist communities in finding certified operators. NDEE will work as a liaison between newly certified operators and communities in-need. It is anticipated that this will be a three to four year project, followed by a report prepared by the Financial Assistance section which outlines the effectiveness of this workforce initiative.

V. CWSRF GRANTS

A. Project Planning Activities and Report Grant

The Department is reserving \$100,000 from the Administration Cash Fund for Project Planning Activities and Report (PPAR) grants and other financial assistance under this section during SFY 2021. Additional funds may be provided dependent on availability of funds and demand for planning assistance.

PPAR grants may be provided to municipalities with populations of 10,000 or fewer inhabitants which demonstrate serious financial hardship. Municipalities must indicate on the annual CW Needs Survey that a Facility Plan, Preliminary Engineering Report, or Study is desired and the wastewater treatment facility project must be identified on the CWSRF Project Priority Planning List in Appendix B1. Municipalities must also not have received a PPAR grant in the previous five years. After July 1, the Department will inform municipalities if they are eligible for PPAR grants. PPAR grants may be provided for up to 90% of the eligible project cost. The Department will limit the maximum amount of PPAR grant funds to \$20,000 per project. If more grant applications are received than the amount of funds available, the grants will be awarded to the communities with the highest Needs Survey priority points. Any unused funds may be used for emergency grant purposes.

The Department may also provide financial assistance through a PPAR grant for projects to investigate low-cost options for achieving compliance with the CWA, to encourage wastewater reuse, and conducting other studies for the purpose of enhancing the ability of communities to meet the requirements of the CWA.

B. Small Town Grant

Small Town Grants are made concurrent with loans to qualifying communities of 10,000 population or fewer and are subject to availability of funds. The total of Project Planning Activities and Report Grant and Small Town Grant must not exceed 40% of the previous year's administrative fee receipts. The Department will limit the maximum amount of Small Town Grants to \$250,000 per project. Projects are prioritized based on type of project and financial hardship. The Small Town Grant program allocation procedure is further described in Appendix E. A portion of the funds reserved for Small Town Grants may be used for Project Planning Activities and Report Grants provided under paragraph A, Section V above, if planning demand is high and Small Town Grant money is available. Total CWSRF grant award for any borrower cannot exceed one half of total eligible project costs.

C. Emergency Grant

The Department has authority to provide Emergency Grant funding from the Administration Cash Fund. The Department will consider applications for emergency grants, subject to availability of funds, to an eligible borrower with a wastewater treatment works which has been damaged or destroyed by natural disaster or other unanticipated actions or circumstances. Such grants will not be used for routine maintenance of facilities.

The eligible borrower shall notify the Department of the need for emergency assistance by completing and submitting a report which: 1) Describes the type of emergency; 2) Provides a complete description of the proposed remedial action; and 3) Includes the estimated cost for the proposed remedial action.

The Department may consider financial capability of an eligible borrower in authorizing an emergency grant. A grant or a grant and loan combination may be offered. The loan portion of the grant and loan combination will be subject to the administrative requirements for other loans governed by Title 131, State Statute, and Federal Regulations.

D. Loan Forgiveness

Federal CWSRF regulations specify a state may provide additional subsidization in a fiscal year if the total amount appropriated for making capitalization grants to all states exceeds \$1 billion. States may then use up to 30% of the total amount received in their capitalization grant for additional subsidization. If, in a fiscal year, the amount appropriated for making capitalization grants to all states exceeds \$1 billion by a percentage that is less than 30%, then the percentage above \$1 billion should be used in place of 30%. Federal regulations also require states to develop affordability criteria to assist in identifying applicants that would have difficulty financing projects without additional subsidization. The criteria must be based on income, unemployment data, population trends, and other data determined relevant by the State. The Department chooses to provide additional subsidization in the form of loan forgiveness to qualifying communities that meet the requirements described in Appendix F. Loan recipients who receive loan forgiveness will not be required to repay on the portion that is considered forgiven and the loan contract will provide further details on the terms and conditions. At the time of the loan closing, all current Intended Use Plan conditions are in effect and past IUP conditions are not available to the loan recipient unless directly specified.

In an effort to provide communities with additional financial assistance and to create similar loan terms and conditions across both SRF programs, the CWSRF loan forgiveness allocation determination will add a similar eligibility criteria to that of the DWSRF program.

Loan Forgiveness will be made available only for communities of populations of 10,000 or less and are considered a financial hardship demonstrating a Nebraska Assessing Wastewater Infrastructure Needs (AWIN) sustainability risk category of "medium" or "high". Communities that are not listed in AWIN, or have a score other than "medium" or "high", may submit to the NDEE documentation sufficiently demonstrating financial hardship and a request to be considered eligible for loan forgiveness. The SRF program will review and approve or deny requests made.

In addition, starting SFY 2021, the CWSRF will implement two categories of loan forgiveness eligibility. * see below Category 1 is conditional upon the borrower having a population of 10,000 or less and determined based upon their MHI as detailed in Appendix F of this IUP, with a possible maximum loan forgiveness of up to 50% of total eligible project cost and a maximum cap of \$150,000. Category 2 is a tiered evaluation system dependent upon population of the borrower. Loan Forgiveness will be available for communities with populations of 10,000 or less, and maximum loan forgiveness will be determined based upon a borrower's population as detailed in Appendix F of this IUP, with a possible maximum loan forgiveness of up to 25% for eligible communities.

Category 1:

- Less than 10,000 population
- MHI (see Appendix F)
- Maximum loan forgiveness of \$150,000, up to 50% of loan

Category 2:

- Based on population
- Less than 10,000 population (see Appendix F)
- Maximum loan forgiveness up to 25% of the loan

Total CWSRF grant award for any borrower cannot exceed one half of total eligible project costs.

Borrowers will be assessed under both categories and will be awarded the greater of the two. For loans effective prior to July 1, 2020, borrowers seeking refinancing with new loan forgiveness conditions must submit to NDEE sufficient documentation demonstrating severe financial hardship and to be approved by the SRF program.

The FFY 2020 federal grant conditions state that 10% of the capitalization grant must be used for additional subsidization. The Department will reserve a minimum of \$811,000 (10% of the capitalization grant) for forgiveness to be used for additional subsidization. The Department's power and authority to distribute the additional subsidization is an existing authority under the Nebraska Environmental Protection Act, Nebraska Revised Statute §81-1504(4) and the Wastewater Treatment Facilities Construction Assistance Act, Nebraska Revised Statute §81-15,150. Together, these statutes allow the Department to accept and expend federal grants for projects described in these references.

E. Green Project Reserve (GPR)

EPA has required or encouraged states to fund "green" projects. Typically, green infrastructure projects include water or energy savings or efficiency measures, storm water management, or other innovative concepts to save water or energy. Green infrastructure projects for possible funding include the following: South Sioux City. Should the above mentioned projects fail to proceed or qualify as green infrastructure, the Department will make a continued effort to solicit additional qualifying projects. Every effort will be made to fund the required 10% reserve amount during this IUP cycle. Projects containing eligible GPR will receive up to a 0.50% reduction in interest rate to help encourage incorporation of green infrastructure.

F. New and Innovative Technology Grant (NIT Grant)

NDEE would like to ensure projects which introduce noteworthy innovations in technology that advances the drinking water, wastewater, and nonpoint source profession are recognized and supported. An additional subsidy may be available for these potential innovations. Examples include projects that explore and elevate the drinking water quality and wastewater treatment standards and challenge the current institutional approaches to water treatment and technology. Projects will adhere to eligibility requirements and regulations as other SRF grant programs. No more than \$1,000,000 shall be used for the NIT Grant and is not part of any set-aside; thereby if these funds are available they may also be used for CWSRF loans if needed.

VI. LEVERAGED OR POOLED BOND ISSUES

Many communities are anticipating large capital expenditures associated with combined sewer separation, storm sewer, interceptor sewers, wastewater treatment plant upgrades, and nonpoint source control projects in SFY 2021 and beyond. Many of these projects are listed in the Intended Use Plan. In order to have the opportunity to meet the anticipated needs, the Department proposes to have the ability to borrow funds through NIFA bond issues by leveraging the existing Clean Water State Revolving Loan Fund. The CWSRF fund has about \$323.8 million in net assets, and has a \$5.1 million annual revenue stream capable of supporting or securing leveraged bond issues, in addition to repaying the required 20% match bonds

issued by NIFA. The Department is required to obtain EQC authorization prior to NIFA issuance of any leveraged bonds.

Leveraged bonds may be issued for any municipality or group of municipalities with eligible needs that meet program requirements but are otherwise unable to obtain CWSRF loans due to availability of funds or their position on the priority list. Each leveraged bond issue will be designed as a self-supporting issue. The loan or loans made out of the proceeds from a leveraged bond issue will be designed to support that issue. The revenue from all of the other loans in the program may be used as a credit enhancement or supplemental pledge to improve the bond rating and lower interest rates on the leveraged bonds.

The interest rate charged to communities included in the leveraged pool will be based on the interest rate of the leveraged bonds. Also, the cost of issuance, as well as the cost of administration, will be considered in assessing administrative fees on these loans.

The Department has been considering leveraging and reserves the right to leverage in SFY 2021.

VII. SOURCE WATER PROTECTION AREA and WATER METER PROJECTS

Projects associated with Source Water Protection areas are qualified for funding under nonpoint source eligibilities in the Clean Water State Revolving Loan Program and may be on the CWSRF priority list. In addition, the list of projects for Source Water Protection areas, which may be funded through the Source Water Protection set-aside under the Drinking Water State Revolving Fund (DWSRF) Program, is provided in Section II. Source Water Protection area projects which are listed in Section II need not be listed on the CWSRF priority list to be eligible for funding. The CWSRF will consider funding Source Water protection area projects from DWSRF Section II of this document after the CWSRF October 1 bypass date, and subject to availability of funding.

The DWSRF program in the past has funded drinking water meter projects out of the DWSRF Green Project Reserve. Water meter projects are also an eligible item under the CWSRF, and several have been funded in this manner, incidental to larger CWSRF funded projects. The CWSRF program will consider funding water meter projects at the request of NDHHS-DPH from CWSRF Green Project Reserve funds after the CWSRF bypass date of October 1, dependent on the availability of funds. Forgiveness funding for those water meter projects, if available, will be offered under the same conditions provided by the DWSRF, which is set at a 20% forgiveness ceiling level.

VIII. LINKED DEPOSIT PROGRAM

This program is available to public or private entities for the construction, rehabilitation, and enhancement of eligible nonpoint source control systems. The CWSRF will partner with eligible lending institutions that will provide low interest loans to borrowers. Under a linked deposit loan program, the State agrees to deposit funds into an account with the eligible lending institution and the lending institution agrees to provide a loan to a borrower at a reduced interest rate below common market rates. No more than \$2,000,000 shall be used for the Linked Deposit Program, if funded in SFY 2021. The \$2,000,000 is not part of any set-aside; thereby if these funds are available they may also be used for CWSRF loans. The type of nonpoint source control system projects include:

1. Onsite Wastewater Projects – Projects for onsite wastewater and private septic systems. This can include new onsite systems or the repair/replacement of an existing one.
2. Local Water Protection Projects – Projects include best management practices for nutrient control and other practices that have an environmental benefit.

3. Livestock Water Quality Facilities Projects – Projects include assisting livestock producers with manure management plans, structures, equipment, and more. Eligible borrowers include facilities not requiring a National Pollutant Discharge Elimination System (NPDES) permit. Linked Deposit funds cannot be used for a project that would turn a non-NPDES permitted facility into a permit required facility.

A listing of general requirements for the Linked Deposit Program, including establishing a Linked Deposit Lender Agreement, have been added into this IUP under Appendix H – General Requirements for the Linked Deposit Program.

The Department is also researching and conducting strategic reviews on the Linked Deposit Program's funding abilities, policies, and regulations and evaluating them to help utilize and shape the program to better address Nebraska's nonpoint source needs. This includes expanding the Linked Deposit Program to allow more opportunities and securities for local banks to provide low cost loans for borrowers and their projects as well as expanding project eligibilities to include other water quality categories allowed under the Clean Water Act.



2021 CWSRF PROJECT PRIORITY FUNDING LIST

Priority Points	Community	ACS 2014-2018 Est. MHI	NPDES ID#	US Census 2010 Est. POP	Project Description(s)	Project Est. Cost	SRF Est. Funding
79	Aurora	\$63,053	NE1131810	4,479	Interceptor sanitary sewer project and replacement of mechanical screen; \$1,700,000	\$1,700,000	\$1,700,000
55	Broadwater	\$32,500	NE0021717	128	Fencing for security \$35,000; Replace 8-10 blocks of sewer Main (includes boring under State Highway) \$415,000; Storm Drain: Culvert 2800' - 3,500', piping 4200' - 5,600' & Cover ditch \$350,000	\$800,000	\$800,000
110	Fairbury	\$37,386	NE0024384	3,942	Headworks and Influent pump station improvement \$370,000; New grit removal \$230,000; Pre-aeration rehab \$35,000; Primary clarifier rehab \$160,000; Primary effluent manhole valve replacement \$20,000; Aeration basin additions \$740,000; Additional blowers \$170,000; Final clarifier rehab \$170,000; New final clarifier \$340,000; Rework existing RAS pumping system \$120,000; Misc. site piping and valve replacement \$60,000; Remove existing belt press \$25,000; Replace UV equipment \$170,000; Administration building lab roof \$20,000	\$2,630,000	\$2,630,000
81	Falls City	\$43,363	NE0021148	4,325	Replacement of critical lift station that is 25 years old; \$400,000; Rehab of manholes and repair/replacement of mains; \$500,000; Engineering study; \$30,000	\$930,000	\$930,000
35	Gretna	\$80,713	NE0112810	4,441	Buffalo Creek sanitary sewer phases 3 \$800,000; Tiburon sub-interceptor sewer - phase 2b \$3,500,000; North sub-interceptor sewer extension \$550,000	\$4,850,000	\$4,850,000

Nebraska State Revolving Fund | 2021

Priority Points	Community	ACS 2014-2018 Est. MHI	NPDES ID#	US Census 2010 Est. POP	Project Description(s)	Project Est. Cost	SRF Est. Funding
73	Kearney	\$51,333	NE0052647	30,787	35th and 17th Ave lift station renovations \$150,000; 11th Street and 30th Avenue West \$710,000; 4th Street from Avenue M East to WWTP \$4,900,000; Kearney East Expressway from WWTP North to Hwy. 30 \$9,410,000; CNVH to TECH ONE Crossing \$1,780,000; West Kearney IT Park \$1,530,000; NE sanitary sewer trunk main to Clearview \$2,300,000; Clearview to 56th street LS \$5,477,000; Talmadge Development District \$2,230,000; Yanney Ave. east to 17th \$390,000; 30th Ave West to Knapps \$240,000; Canal Heights \$610,000; Yanney Ave. 11th St. to NRR St. \$870,000; 24th Ave – 11th St. to NRR St. \$700,000; 16th St. from Buckle Add. To Yanney Ave. \$540,000; WWTF trunk line extension to 11th Avenue w/LS \$970,000; Yanney Ave. - west toward 30th Avenue \$960,000; Elimination of 39th and 20th Lift Station \$430,000; Avenue E - 56th to Remington Heights \$1,330,000; Phase II - WWTF improvements \$21,500,000; Yendra Property - North of Cooks on 11th \$1,010,000; Airport lining \$310,000; Patriot park west extension \$1,520,000; Eaton LS North to 56th \$4,740,000	\$64,607,000	\$21,500,000
2	Knox County				Lift station replacement; \$250,600 - Emergency Loan	\$250,600	\$250,600
2	Knox County				Bank stabilization; \$729,300	\$729,300	\$729,300
120*	Nickerson	\$43,906	NE0024287	369	Lagoon slope repairs / I&I study \$254,000; Replace 8-inch sewer main \$125,000; Lift station improvements \$172,000	\$551,000	\$551,000

Nebraska State Revolving Fund | 2021

Priority Points	Community	ACS 2014-2018 Est. MHI	NPDES ID#	US Census 2010 Est. POP	Project Description(s)	Project Est. Cost	SRF Est. Funding
105	Raymond	\$98,750	NE0046281	167	Lift station improvements and complete retention lagoon \$1,000,000	\$1,000,000	\$1,000,000
93	Waterloo	\$60,074	NE0043311	848	Mains lining \$300,000; Mains replacement \$200,000; Lift station renovations \$400,000	\$900,000	\$900,000
Totals:						\$78,947,900	\$35,840,900

(1), (2), (3), (4) CW Needs Survey can be carried forward for up to four years if the project is in process. The number behind the community name indicates the number of years it has been carried forward from the prior year(s).

* Behind the priority points indicates communities that were in mid-process and therefore were carried over from the prior year.

2010 U.S. Census Bureau estimated resident population, published by American Fact Finder
2014-2018 American Community Survey (ACS) estimates, published by U.S. Census Bureau

2021 CWSRF GREEN PROJECT RESERVE (GPR) FUNDING LIST

Priority Points	Community	ACS 2014-2018 Est. MHI	NPDES ID#	US Census 2010 Est. POP	Project Description(s)	Project Est. Cost	SRF Est. Funding
90	Amherst	\$57,750	NE0112992	248	Lagoon expansion \$ 1,350,000; Force main & lift station \$700,000; Effluent land application \$150,000	\$2,200,000	\$2,200,000
65	Chambers	\$42,083	NE0139599	268	Collection system improvements, Wastewater lagoon improvements, and Irrigation; \$1,000,000	\$1,000,000	\$1,000,000
80	Clearwater	\$48,500	NE0039781	419	New lagoon system \$1,900,000; New lift station \$200,000; Land application equipment \$50,000	\$2,150,000	\$851,259
99	Fullerton	\$43,125	NE0026638	1,307	Dredge the north, south, and irrigation ponds \$180,000	\$180,000	\$180,000
68	Laurel	\$47,700	NE0023922	964	CIPP (Slip lining sewer main) \$250,000; CCTV sewer mains \$10,000; Install Storm Sewer Pipe System;120,000; Sewer main extension \$100,000; WWTF tank repair; \$50,000; Replace manholes and stub new sewer main; \$63,000	\$593,000	\$593,000
94	O'Neill	\$54,375	NE0049051	3,705	Infiltration due to flooding and high ground water - lining 40 blocks of clay sewer \$800,000	\$800,000	\$800,000
48	South Sioux City	\$53,199		13,353	New wastewater treatment plant including lift station upgrades and related infrastructure \$31,500,000	\$31,500,000	\$31,500,000
Totals:						\$38,423,000	\$37,124,259

(1), (2), (3), (4) CW Needs Survey can be carried forward for up to four years if the project is in process. The number behind the community name indicates the number of years it has been carried forward from the prior year(s).

* Behind the priority points indicates communities that were in mid-process and therefore were carried over from the prior year.
 2010 U.S. Census Bureau estimated resident population, published by American Fact Finder
 2014-2018 American Community Survey (ACS) estimates, published by U.S. Census Bureau

SECTION II - DRINKING WATER STATE REVOLVING FUND (DWSRF)

INTRODUCTION

The DWSRF was created to provide low cost financing for construction of publicly or privately owned public water systems. For more information on eligibility, please refer to NDEE's Title 131.

Section 1452 of the Safe Drinking Water Act (SDWA) requires the state to prepare an annual plan setting forth the manner in which the State intends to use the monies available in the DWSRF. This is Nebraska's SFY 2021 Intended Use Plan (IUP) covering the time period of July 1, 2020 through June 30, 2021. This IUP is an integral part of the cycle of events carried out annually in administering the SRF programs. The IUP serves as a basis for developing grant payment schedules with the U.S. Environmental Protection Agency (EPA) Region VII Administrator prior to awarding new capitalization grants to the State. In addition, the IUP serves as a basis for assessing the State's performance in administering the SRF programs. This document can be compared to the Annual Report to EPA for a complete picture of what was planned versus what was accomplished over the year. This IUP includes the DWSRF Priority Ranking System and Project Priority Lists provided by the Nebraska Department of Health and Human Services, Division of Public Health (NDHHS-DPH) in Appendix A2 and B2 respectively, the Interest Rate System in Appendix C and Disadvantaged Community loan forgiveness information in Appendix F. Assurances and certifications contained in the Operating Agreement established between the NDEE, the NDHHS-DPH and the U.S. Environmental Protection Agency, Region VII, are incorporated in this IUP by reference.

HIGHLIGHTS AND WHAT'S NEW FOR SFY 2021

- The federal budget that was passed as of December 20, 2019 and the Federal Fiscal Year (FFY) 2020 DWSRF Capitalization Grant that Nebraska will receive is \$11,011,000.
- The plan for SFY 2021 is to continue to blend existing and recycled funds with the FFY 2020 capitalization grant to provide loan forgiveness to the majority of projects in accordance with the disadvantaged community program described in Appendix F. In general, the forgiveness amounts will have a cap of 30% for all eligible project costs on projects that address public health needs or 25% for those that predominantly replace existing infrastructure, with lesser amounts offered based on the existing disadvantaged community policy and system populations.
- NDHHS-DPH has identified 393 projects with just over \$994 million in need this year compared to 378 projects and just over \$1 billion need identified in the SFY 2020 IUP.
- The 1% administration fee charged on all loans may be reduced for past DWSRF loan recipients.
- Terms for DWSRF have been extended up to a maximum of 30 years for all borrowers, and up to 40 years for Disadvantaged Communities.
- A new set-aside is planned to study workforce development to help assist small communities with replacing aging staff that operate public water systems.
- The projects eligible for financial assistance to address public health concerns have been expanded to include those that resolve manganese issues above EPA's public health advisory level of 300 µg/l.

I. DWSRF SOURCES AND USES OF FUNDS

The DWSRF is being created from a series of EPA capitalization grants, a required 20% state match from state general fund appropriations, the program’s Administration Cash Fund, and Nebraska Investment Finance Authority (NIFA) public offered bond issues. The FFY 2020 grant will be bond matched, supplemented with Administrative Cash Fee funds. See Appendix H: SRF Cash Flow Model for more information. Sources and uses of funding in the program years discussed in this IUP are summarized below. There are also some funds remaining in set-asides from prior year grants (see Section IV(D)).

DWSRF SOURCES AND USES OF FUNDS TABLE

March 1, 2020 Estimate

SOURCES OF FUNDS	
Cash and unexpended prior grants	126,873,405
EPA FFY 2020 Capitalization Grant	11,011,000
State 2020 Match	2,202,200
EPA FFY 2021 Capitalization Grant	8,440,797
State 2021 Cash Match	1,688,159
June 15, 2020 Loan Repayments	3,520,391
SFY 2021 Loan Repayments	7,300,407
SFY 2022 Loan Repayments	7,295,086
2-Year Projected Interest on Fund Balance	3,000,000
TOTAL	\$ 171,331,445
USES OF FUNDS	
Match Bond Payment 2021	1,500,000
Match Bond Payment 2022	1,650,000
Small System Technical Assistance 2021	220,220
Small System Technical Assistance 2022	168,816
Capacity Dev/Source Water Protection 2021	700,000
Capacity Dev/Source Water Protection 2022	700,000
Public Water System Program Admin 2021	1,101,100
Public Water System Program Admin 2022	844,080
Current Loan Obligations	24,794,383
Funding List Loans	77,095,828
SFY 2020 Planning List Loans	62,557,019
TOTAL	\$ 171,331,445

SOURCES AND USES OF ADMINISTRATION CASH FUNDS TABLE

March 1, 2020 Estimate

SOURCES OF FUNDS	
Cash Balance	1,317,705
June 15, 2020 Fee Receipts	401,443
SFY 2021 Fee Receipts	776,207
SFY 2022 Fee Receipts	723,157
2-Year Projected Interest on Fund Balance	40,000
TOTAL	\$ 3,258,512
USES OF FUNDS	
Program Administration SFY 2020/2021	700,000
Program Administration SFY 2021	565,000
Planning Grants SFY 2021	200,000
Workforce Development Grants SFY 2021	250,000
Emergency Grants SFY 2020	500,000
Grant Cash Match SFY 2020/2021	702,200
Grant Cash Match SFY 2021/2022	38,159
PROJECTED ADMIN FUND BALANCE	\$ 303,153

Note: The Administration Cash Fund may also be used for unanticipated disbursements of Planning/Source Water Protection Grants, and for Forgiveness assistance in accordance with DWSRF State Statute.

Section 1452 of the SDWA authorizes states to set-aside funds to implement provisions of the SDWA. Discussion on the planned utilization of these set-asides follows.

The DWSRF Administration Expense (4%) set-aside may be used for DWSRF program administration. These activities may include program costs for both NDEE and NDHHS-DPH for day-to-day program management activities and other costs associated with debt issuance, financial management, consulting, and support services necessary to provide a complete program. In addition, technical assistance to public water systems can be funded from this set-aside. However, administrative costs will be paid out of the program's Administration Cash Fund for this year.

The Small System Technical Assistance (2%) set-aside may be used to provide technical, financial, and managerial assistance to Public Water Systems serving 10,000 or fewer persons. This will be accomplished through contracts with organizations and/or engineering consultants with expertise in dealing with small systems and will be coordinated by the NDHHS-DPH. For this set-aside, the DWSRF will allocate the full 2% funding amount from the FFY 2020 and projected FFY 2021 grants, a total of \$220,220 and \$168,816, respectively. Further, it is planned that Nebraska's 2% Team, which is composed of numerous organizations and private citizens interested in public water supply issues, will continue to develop initiatives from guidance issued in EPA's Drinking Water Infrastructure Sustainability Policy through DHHS-DPH's Capacity Development Stakeholders meetings for implementation in the SFY 2021 program. The following is the past 2% Set-Aside – Reserved Authority:

Set Aside – Reserve Authority	Amount
FFY 2016 Cap Grant	\$176,900
FFY 2019 Cap Grant	\$220,080
Total Reserved Authority	\$396,980

Under the Local Assistance & Other State Programs (15%) set-aside, NDEE and NDHHS-DPH will allocate \$75,000 for Capacity Development and \$200,000 for Source Water Protection program administration from FFY 2020 funds. The latter will include costs for contracting groundwater modeling efforts and a groundwater evaluation tool. The program proposes to allocate \$425,000 from FFY 2020 funds for security grant and source water protection activities, described in detail in subsequent sections. Dependent upon the grant conditions, it is planned that \$700,000 from the FFY 2021 funds and from unexpended historical allocations of this set-aside will be used for similar activities.

The Public Water Supply Program (PWSP) Administration (10%) set-aside, is used to provide personnel salaries, benefits, and all other related operating expenses (e.g., travel, etc.) for staff employed in Nebraska's Public Water Supply Supervision (PWSS) Program. The staff positions include program specialists in the Monitoring and Compliance Program and the Field Services Program, engineers in the Engineering Services Program (e.g., plan review) and may include geologists in the Groundwater Section and analysts at the State Laboratory. This year, the full 10% funding amount will be allocated from the FFY 2020 and projected FFY 2021 grants, a total of \$1,101,100 and \$844,080, respectively. The following is the 10% Set-Aside - Reserved Authority from past Capitalization grants:

10% Set-aside Reserved Authority	Amount
FFY 1997 Cap Grant	\$983,958
FFY 1998 Cap Grant	\$412,130
FFY 1999 Cap Grant	\$446,380
FFY 2000 Cap Grant	\$475,700
FFY 2001 Cap Grant	\$478,913
FFY 2002 Cap Grant	\$505,250
FFY 2003 Cap Grant	\$500,410
FFY 2004 Cap Grant	\$530,310
FFY 2005 Cap Grant	\$528,550
FFY 2006 Cap Grant	\$522,930
FFY 2007 Cap Grant	\$122,930
ARRA Cap Grant	\$618,900
FFY 2010 Cap Grant	\$523,500
Total Past Reserved Authority	\$6,257,161
Proposed SFY 2020 Allocation	-\$0
Total Reserved Authority	\$6,257,161

On March 12, 2019, the Governor approved LB307 allowing for the transfer of funds between the CW and DW SRFs. This transfer of funds authority was originally authorized through FFY2001 under Section 302(a) of P.L. 104-182, the federal Safe Drinking Water Act Amendments of 1996. The Department of the Interior, Environment, and Related Agencies Appropriations Act, 2006 (P.L. 109-54, Title II, August 2, 2005, 119 Stat. 530), provided: "That for fiscal year 2006 and thereafter, State authority under section 302(a) of P.L. 104-182 shall remain in effect." Thus the statute provides the same authority established by congress in P.L. 109-54, up to 33% of each DWSRF capitalization grant may be transferred between the funds. The table below is provided this year to establish the reserved authority for the FFY 1997 through FFY 2020 capitalization grant time period, which previously was not noted.

CW and DW SRF Transfers - Reserved Authority	Amount
FFY 1997 Cap Grant	\$4,231,920
FFY 1998 Cap Grant	\$2,350,029
FFY 1999 Cap Grant	\$2,463,054
FFY 2000 Cap Grant	\$2,559,810
FFY 2001 Cap Grant	\$2,570,412
FFY 2002 Cap Grant	\$2,657,325
FFY 2003 Cap Grant	\$2,641,353
FFY 2004 Cap Grant	\$2,740,023
FFY 2005 Cap Grant	\$2,734,215
FFY 2006 Cap Grant	\$2,715,669
FFY 2007 Cap Grant	\$2,715,669
FFY 2008 Cap Grant	\$2,688,180
FFY 2009 Cap Grant	\$2,688,180
ARRA Cap Grant	\$6,435,000
FFY 2010 Cap Grant	\$4,479,090
FFY 2011 Cap Grant	\$3,107,940
FFY 2012 Cap Grant	\$2,961,750
FFY 2013 Cap Grant	\$2,816,189
FFY 2014 Cap Grant	\$2,918,850
FFY 2015 Cap Grant	\$2,899,710
FFY 2016 Cap Grant	\$2,742,960
FFY 2017 Cap Grant	\$2,742,960
FFY 2018 Cap Grant	\$3,665,310
FFY 2019 Cap Grant	\$3,631,320
FFY 2020 Cap Grant	\$3,633,630
Total Past Reserved Authority	\$77,790,547
Proposed SFY 2021 Allocation	\$0
Total Reserved Authority	\$77,790,547

For the additional subsidization required by the Federal Fiscal Appropriation, the DWSRF intends to provide at least the \$2,202,200 in loan forgiveness funding from the FFY 2020 grant, and blend it with leftover forgiveness assistance from past grants to at least \$6.6 million in forgiveness assistance during the SFY. Forgiveness funds will be targeted primarily to the highest ranked eligible projects on the Priority Funding Lists. These include projects that address public health needs, are needed to address critical capacity development concerns, and those that replace existing public water system infrastructure. Forgiveness assistance will be provided at the time a disbursement request is processed.

Additional loan forgiveness in an amount not to exceed 65% of the revenue from administrative fees collected in the prior fiscal year may be provided in SFY 2021 from the Administration Cash Fund, most notably if a state source of forgiveness funding is required for a project. All levels of forgiveness will be reported in the Finding of No Significant Impact Statement (FNSI) or Categorical Exclusion (CatEx), whichever is issued for a project, before the loan agreement is signed.

II. LONG-TERM AND SHORT-TERM GOAL STATEMENTS FOR THE DWSRF PROGRAM

The overall goal of the DWSRF is to assist Public Water Systems (PWSs) in protecting the health and welfare of Nebraskans by helping to assure safe, adequate, and reliable drinking water through the provisions of the Nebraska Safe Drinking Water Act administered by NDHHS-DPH.

A. Long-Term Goals

1. Manage the DWSRF fund so its revolving nature is assured in perpetuity in order to provide a source of continuing financial assistance to PWSs for future drinking water needs. It is our intent to request EPA capitalization grants and obtain state match in a timely manner, and to allocate match and recycle funds to projects in a timely manner.
2. Survey systems for drinking water infrastructure needs so NDHHS-DPH can maintain a database for making program decisions, and to evaluate user charges on a regular basis.
3. Protect the public health by maximizing funding towards high priority projects.
4. Promote cost-effective water projects which consider several alternatives and include a cost-effectiveness analysis comparing the appropriateness of the alternatives.
5. Coordinate with the U.S. Department of Agriculture-Rural Development and the Nebraska Department of Economic Development-Community Development Block Grant programs to provide affordable financing for public drinking water needs.
6. Balancing the need for fund growth at the rate of inflation experienced in the construction industry versus the desire to provide loans at low interest rates. The fund and loan interest rates and cost of borrowing the state match will be examined annually to evaluate the fund net growth and determine the reasonableness of loan interest rates. Management practices will be reviewed and modified annually to assist in achieving the growth goals.
7. Progress toward incorporating source water protection best management practices into public water supply operations.

B. Short -Term Goals

1. Continue to attract customers to the program with low interest rates.
2. Commit available loan funds to as many of the highest priority projects as possible.
3. Assist systems which need to upgrade or construct new drinking water projects to attain and/or maintain compliance with the provisions of the Nebraska Safe Drinking Water Act and the regulations adopted there under.
4. Assist systems in meeting required drinking water quality standards. This includes giving funding priority to systems with compliance deadlines established by the NDHHS-DPH.
5. Work with systems in need of technical, financial, and managerial assistance.
6. Provide at least 15% of the DWSRF capitalization funds for loans to small systems with populations less than 10,000. It is estimated that over 91% of the loans planned for closure in SFY 2021 will be made with small systems.
7. Revisions of source water delineations and the transition from source water assessments to protection activities will continue, utilizing the source water protection set-aside for granted projects.
8. Continue to develop a marketing program.

III. METHODS AND CRITERIA FOR DISTRIBUTION OF FUNDS

Nebraska's proposed distribution of available funds was determined by use of the following steps:

- (A) State identified set-aside amounts as authorized by the SDWA;
- (B) NDHHS-DPH identified and ranked projects in accordance with the Priority Ranking System (Appendix A2);
- (C) Funding Lists were prepared by NDHHS-DPH in accordance with established readiness to proceed criteria; and
- (D) NDEE developed a DWSRF capitalization grant payment schedule to provide resources for making timely binding commitments to the projects selected for DWSRF assistance.

A. Set-Aside Utilization

The State intends to utilize the authorized set-asides as described in Section I DWSRF Sources and Uses of Funds; see Section I for a narrative description.

B. Identify Priority Projects

The Priority Ranking System was used to prioritize and establish the funding order for DWSRF projects, in conjunction with Readiness to Proceed criteria developed and adopted by NDHHS-DPH (Appendix A2). Through the DWSRF stakeholder process, the intent of the Readiness to Proceed criteria is to identify those projects most likely to receive funding during the fiscal year based upon the information provided by the PWSs (or their engineers). Those projects are shown on the SFY 2021 DWSRF Project Priority Funding Lists. The Planning and Land Acquisition Lists were prepared in accordance with the established ranking system.

C. Identify How Funds Will Be Allocated

The DWSRF Project Priority Funding Lists presents those projects anticipated for funding in the SFY 2021 IUP cycle. Allocation of funds among eligible projects was a multiple step process.

1. NDHHS-DPH initiated the annual Public Water Supply State Fiscal Year Drinking Water Needs Survey to identify PWSs expressing interest in the DWSRF program and those who wished to be placed in the SFY 2021 DWSRF IUP.
2. The DWSRF Sources and Uses of Funds list identifies levels of funding. The funding allocation was checked to ensure that at least 15% of the funds were allocated to small systems serving fewer than 10,000 persons.
3. The vast majority of the Priority Ranking System developed by NDHHS-DPH was presented for discussion, comment, and approval at the Governor's appointed Advisory Council on Public Water Supply on June 13, 2019.
4. One minor addition to the ranking system was made in giving priority points to public water systems that intend to address manganese concentrations in the supplies which are above EPAs public health advisory level of 300 µg/L. The Final Priority Ranking System and Project Priority Funding and Planning Lists were submitted to and approved by the Director of Public Health, NDHHS-DPH.
5. The IUP was submitted to the Environmental Quality Council for approval on June 25, 2020 in a final public hearing process.

D. Develop DWSRF Payment Schedule for State Capitalization Grant

In order to prepare a Payment Schedule for receiving Capitalization Grant funds, projections were made of binding commitments (e.g., signed loan contract). The information in the funding lists (source and amount of funding) was used to determine the DWSRF Payment Schedule shown below.

DWSRF CAPITALIZATION GRANT PAYMENT SCHEDULE TABLE

Program Funding Cap Grant Year	SFY 2021 1Q FFY 2020 4Q	SFY 2021 2Q FFY 2021 1Q	SFY 2021 3Q FFY 2021 2Q	SFY 2021 4Q FFY 2021 3Q	SFY 2022 1Q FFY 2021 4Q
FFY 2020	\$11,011,000				
FFY 2021					\$8,440,797
Match	\$2,202,200				\$1,688,159

Note: Match will be deposited into the Fund before the State receives capitalization grant payment from EPA.

E. Develop Disbursement (Outlay) Schedule for DWSRF Program Projects

EPA uses this schedule along with the schedules from the other states' programs to project their own cash flow needs. The actual binding commitment (a signed loan contract) will include an anticipated outlay schedule. Schedules from all projects are cumulated to project the DWSRF's total cash flow needs. The DWSRF will disburse all required state match prior to any federal drawdowns from the FFY 2020 grant, except for the set-aside use that occurs without state match payment.

F. Bypass Date and Changes to Project Lists

SFY 2021 Funding List projects will have funds reserved until the bypass date of October 1, 2020. Following the bypass date, DWSRF will offer loan assistance for projects ready to proceed in priority order down the Project Priority Planning List, until all remaining available project funds have been obligated. After public health, priority for forgiveness assistance will be given for the infrastructure replacement projects where at least 50% infrastructure is being replaced with an increased amount of infrastructure replacements given preference. However, depending upon the availability of funds, the program may offer forgiveness to any eligible projects in ranked order after the bypass date. Amendments to existing loans can be closed at any time under the original loan agreement terms (except interest rate), unless upgrading to the SFY 2021 program criteria provides a better financing alternative.

The Interagency Water and Wastewater Advisory Committee reviews common pre-applications for water and wastewater infrastructure funding once a month. This committee assesses the suitability of providing grant and loan funds from various funding agencies, such as the United States Department of Agriculture's Rural Development program (USDA-RD) and the Nebraska Department of Economic Development's (NDED) Community Development Block Grant program (CDBG), as well as the DWSRF. The USDA-RD and NDED typically provide funding to those projects already included on the Priority Funding Lists. In ranked order down the funding lists, those projects ready to proceed will be transferred from the Funding to the Planning Lists prior to the bypass dates. Examples are if funding commitments are made by these other agencies to funding list projects, when a funding list project indicates that they do not plan to proceed, or if additional funds become available for allocation to projects.

Projects that are moving forward but will not be able to close a loan prior to the end of the current SFY will be considered to have obligated funds if the loan applicant has held a public hearing or meeting and/or a Finding of No Significant Impact or Categorical Exclusion has been signed and issued by the NDEE Director. These actions shall be considered to constitute a binding commitment with the community for a DWSRF loan. The binding commitment will expire at the end of SFY 2022. PWSs with binding commitments issued in SFY 2020 will be able to close loans prior to the October 1st bypass dates, under the terms noted in the SFY 2020 IUP (except interest rate) unless the SFY 2021 funding list or bypass criteria provide better financing alternatives before those dates. The PWS may request an extension of one year for the binding commitment if unforeseen circumstances occur and prevent the PWS from closing the loan.

To meet critical public health needs resulting from a natural or manmade disaster which may or may not activate the State Emergency Operations Plan, the Chief Medical Officer of NDHHS-DPH may request the Director of NDEE to bypass the order of priority projects listed in the IUP and to prioritize any remaining available funds for eligible drinking water projects.

Land Acquisition, Source Water Protection Area, and Water Meter Projects listed on the SFY 2021 IUP may also be funded in accordance with IUP CWSRF, Section I, Part VII "Source Water Protection Area and Water Meter Projects". Land Acquisition, Source Water Protection Area, and Water Meter projects may be funded after the CWSRF bypass date, subject to availability of CWSRF funding. In addition, de-chlorination projects listed under the CWSRF ranking list may be funded as DWSRF low-priority projects after the October 1, 2020 bypass date, should funds remain available.

Projects ranked with at least 60 points will be carried forward for up to four years in the IUP if the criteria resulting in the system's priority ranking remains in effect. All remaining Low Priority status projects will be carried forward for up to four years in the IUP if the system has a Preliminary Engineering Report on file with the NDHHS-DPH.

IV. ADDITIONAL INFORMATION AND REQUIREMENTS

A. Administrative Fees

Nebraska will continue to use the DWSRF Administration Cash Fund to cover administrative program costs this fiscal year. To meet the long term administrative needs of the program, an annual fee of up to 1% is charged against the outstanding principal on loans. However, the 1% administration fee charged on all loans may be reduced for past DWSRF loan recipients. Up to a 0.25% reduction in fees on new loans up to the prior borrowed amount, or up to a 0.5% reduction for the communities which have current outstanding loan balances. These fees are not included in the loan principal. Fees collected in addition to principal and interest that are not deposited as loan repayments are considered "income received by the grantee" or "program income."

An annual administrative fee of 0% may be applied to loans made for emergency projects as defined by Title 131, that serve as bridge financing while a borrower awaits to receive funding from other sources, such as FEMA.

A fee of 0.5% will be assessed on all Planning Loans. For the FFY 2021 Capitalization Grant, it is estimated that administrative fees collected on Capitalization Grant loans that is considered to be program income will amount to approximately \$528,528.

This fee is calculated on a semiannual basis and billed when loan principal and interest payments are due. The fee will be applied to all loans in accordance with Title 131 and the loan agreement. The fee is deposited into an account separate from the DWSRF accounts and is used for administrative costs. It is planned that revenue from fees will be used in part to provide the Capitalization Grant match for the FFY 2019 and 2020 Capitalization Grants. Further, the Administration Cash Fund may be used for loan forgiveness and/or planning/source water protection grant funds.

B. DWSRF Market Loan Rates

The DWSRF market loan rate determination procedure is based on the cost of borrowing money for the DWSRF and on public finance market rates. The DWSRF rate is set to the following for the SFY 2021 IUP:

- For loans with terms of 30 years or less, the market rate will be set at 1.5%.
- For loans with terms exceeding 30 years:
 - For Disadvantaged Communities, the market rate will be set at 1.5%.
 - For all other communities, the market rate will be set at 2.0%.

Loans made for emergency projects that serve as bridge financing while a borrower awaits to receive funding from other sources, such as FEMA, will have an annual interest rate of 0%, and the rate for Planning Loans will be set at 0%.

The Director may adjust the rate of interest in response to changing public finance market conditions. The actual interest rate charged on each loan will be determined under the procedures described in Appendix C.

C. Terms

Repayment of loans will generally be based on a level payment amortization schedule with full amortization of a typical loan in 20 years. Terms of up to 40 years are allowed for disadvantaged communities, with a maximum of 30 years for all other systems dependent on the design life of the funded project. Planning Loans will have a term of five years. Several opportunities for changing the loan terms are described under provisions in Appendix C. No prepayment is allowed within the first five years of the loan term if the loan recipient has received Forgiveness assistance.

D. Financial Status of DWSRF

Estimate as of March 1, 2020

Since 1997, the EPA has provided the State twenty-two federal capitalization grants totaling \$205,217,931 and an ARRA grant for \$19,500,000. The State, in turn, provided \$41,084,867 from cash, general funds, and bond proceeds to meet the 20% match requirements. The DWSRF has \$90,370,877 in outstanding loans and \$24,794,383 in loan and forgiveness obligations.

Administrative expenses of the DWSRF program are paid out of fees charged on loans. Loan fees are deposited in the DWSRF Administration Cash Fund. The program collected \$841,644 fees in SFY 2019, and incurred \$482,294 in expenses for program administration. The DWSRF Administration Cash Fund balance is \$1,317,704. Administrative Cash Fee collection in SFY 2021 will decrease to \$776,207, and program administration expenses should increase to \$565,000.

Capitalization grants from federal appropriations provided prior to FFY 2018 are entirely expended. The 2%, 10%, and 15% set-asides from future grants will be used as described in Part I of Section II. DWSRF Sources and Uses of Funds. Set-aside balances are shown in the following table.

Set-Aside Balances TABLE

CAPITALIZATION GRANT	2% SET-ASIDE	10% SET-ASIDE	15% SET-ASIDE	LOANS	BALANCE
2018	\$179,510	\$349,663	\$1,267,098	\$0	\$1,796,271
2019	\$0	\$1,234,500	\$675,047	\$5,069,366	\$6,978,913

E. Emergency Grant Assistance

Applications for emergency grant assistance in the case of catastrophic failure of the PWS or unforeseen threats of contamination to the source water supply will be considered by the Department in accordance with Nebraska Revised Statute §71-5322 (10). NDEE may provide funding for emergency projects, including assistance for planning, at any time, subject to availability of funds and project approval by NDHHS-DPH, and notwithstanding the adopted Funding Lists. It must be documented that the emergency jeopardizes the PWS's ability to provide an adequate supply of safe drinking water on a continuous basis. Approval of the project to resolve the emergency must be obtained from NDHHS-DPH.

F. Amendments to the IUP

Amendments to the IUP may be adopted by the EQC after a public notice and comment period.

NDEE and/or NDHHS-DPH may vary from the IUP without additional public participation when/if:

- It is determined to be minor; or
- It is in line with the bypass provisions; or
- An emergency assistance need is realized; or
- Unanticipated additional funds become available for loans and grants, such as through a stimulus program focused on improving water infrastructure.

Any changes such as these may be reported in the Annual Report to EPA.

G. Audit and Reporting, EPA, and Environmental Requirements

Nebraska's DWSRF is committed to transparency and accountability. To that end, program information noted in Intended Use Plans, Annual Reports, and other program materials are available upon request, or for the IUP, through NDEE's website (<http://DEE.ne.gov>). Project milestones and information are reported to EPA through the Project and Benefits Reporting (PBR) database and the Drinking Water SRF National Information Management System (DWNIMS). Further, an independent audit of the program is conducted annually by the State's Auditor of Public Accounts office. Finally, projects with estimated costs of \$25,000 or greater that receive federal funds are subject to reporting under the Federal Funding Accountability and Transparency Act (FFATA), per EPA issued guidance. Beginning with the FFY 2011 Capitalization Grant, FFATA ensures that the public can access information on all recipients through <https://www.usaspending.gov>.

It is the program's intent to assist as many projects from the SFY 2021 Funding Lists (Appendix B2) as possible with the loan and forgiveness funds. Fifteen percent (15%) of total funds available shall also meet the requirements for small system priority as established in the Federal statute and discussed in the NDHHS-DPH's Priority Ranking System (Appendix A2).

NEPA-like environmental review requirements, Federal cross cutting authorities, FFATA, signage, and sub-recipient monitoring requirements associated with the receipt of more than \$750,000 in federal funds from any source during the fiscal year may be assigned to several projects where an equivalent amount of the capitalization grant is disbursed. For the current IUP cycle the communities of Blair, Chadron, Crete, Falls City, Grant, Minden, Peru, Plattsmouth, and Seward will be the targets for these requirements.

EPA's appropriations require the application of Davis-Bacon prevailing wage rates to all projects funded in whole or in part by the DWSRF. Davis-Bacon applies to construction contracts over \$2,000 and their subcontractors (regardless of subcontract amount). To ensure compliance with these requirements, NDEE will confirm that the correct wage determinations are being included in the bid specifications and/or construction contracts. NDEE will also provide assistance recipients with the specific EPA Davis-Bacon contract language that is to be included in bid specifications and/or contracts, and forms for the recipient to document compliance with the Davis-Bacon provisions based upon a review of weekly payrolls.

All DWSRF projects with funds directly made available by Capitalization Grants must comply with the Federal "cross-cutting" authorities, which are Federal laws and authorities that apply by their own terms in Federal financial assistance programs. All projects are also required to undergo a State Environmental Review Process, and are required to comply with the Civil Rights Act of 1964 and related anti-discrimination laws.

The Water Infrastructure Improvements for the Nation Act (Public Law 114-322) includes Water System Assessment requirement (Section 2108) that any public water system serving 500 or fewer persons seeking funding from the DWSRF shall self-certify that they have considered an alternative drinking water supply from a drinking water delivery system sourced by publicly owned (1) individual wells, (2) shared wells and (3) community wells. This has long been, and will remain, a requirement of Nebraska's DWSRF program through the sharing of services (regionalization) alternative evaluation in preliminary engineering report evaluations.

The America's Water Infrastructure Act of 2018 (Public Law 115-720) includes an "American Iron and Steel (AIS)" requirement that requires the DWSRF assistance recipients to use iron and steel products that are produced in the United States for projects for the construction, alteration, maintenance, or repair of a public water system or treatment works if the project is funded through an assistance agreement executed before September 30, 2023.

H. Disadvantaged Community

Additional assistance for Disadvantaged Communities through loan forgiveness will utilize the Affordability (Disadvantaged) Criteria provided in Appendix F. Additional assistance of loan terms up to 40 years will be available to communities which have a Median Household Income (MHI) less than or equal to 120% of the State MHI, using the 2014-2018 American Community Survey (ACS) data set published by the U.S. Census Bureau. The community may also complete an income survey and submit the results to the NDEE for review.

Forgiveness funds will be targeted to the highest priority eligible projects on the Priority Funding List until all designated funds are obligated. The SFY 2021 program will rely on the existing disadvantaged community forgiveness criteria, except that a policy change to a 30% forgiveness ceiling amount dependent in part on system population and project type, will be in effect for allocating all of the FFY 2019 and 2020, and if awarded, FFY 2021 funds to public health and infrastructure replacement projects, and if funds remain, to those in accordance with the bypass process (See Appendix A2).

In a separate stand-alone category, forgiveness funding as part of a sponsorship program may be offered to all DWSRF funded projects that include a new water supply well(s) phase or rely on innovative planning to avoid a water treatment alternative. If a community is pursuing a treatment alternative with DWSRF funding, they may submit a plan prepared by a professional engineer based upon innovative techniques that could help the community avoid implementing the treatment alternative as a means of returning to compliance. The plan will require approval from DHHS-DPH, but at the discretion of the DHHS-DPH, may be eligible for reimbursement through forgiveness funding up to a 30% level, should it be determined the plan is acceptable to DHHS-DPH.

Exceptions to all the above: up to a 50% forgiveness amount may be extended to those systems that need to implement projects as a result of an emergency or that intend to supply water to another system to address that system's Administrative Order.

V. DWSRF GRANTS

The following sections apply for the set-aside funding authorized under past Capitalization Grants that are specifically noted for the planned FFY 2020 set-asides, and should the FFY 2021 Capitalization Grant become available during SFY 2021. The exception is for Planning Grants and the study on workforce development, which will be out of the Administration Cash Fund.

A. PWS Security Grants

NDHHS-DPH PWS Security Grants activity may be funded with up to \$275,000. The intent of this grant is to provide funds to public water systems (PWSs) serving a population of 10,000 or fewer to improve the security of public water supplies. Eligible PWSs must:

1. Be a political subdivision with a population of 10,000 or fewer;
2. Have a Public Water System Emergency Response Plan that has been approved by NDHHS-DPH;
3. Have attended a workshop regarding potential biological, chemical, and terrorism threats that affect PWS; and
4. Provide a 10% match to improve the protection of PWSs.

The maximum amount of each grant is \$10,000. The PWS Security Grant may include, but is not limited to, installing entry/intrusion alarm systems, hardened locks, fencing, lighting, etc. The grants will be funded on a first come first serve basis. NDHHS-DPH may send a letter to all eligible PWSs on or shortly after July 1, 2020, advising the PWSs of the availability of the grants and the application process. The work plan submitted to EPA for the Capitalization Grant for the PWS Security Grant activity may include some costs for program administration.

B. Planning Grants

Planning Grant activity may be funded with \$200,000, as noted, from the Administration Cash Fund. Planning Grants are intended to provide financial assistance to PWSs for PERs for projects seeking funding through the Water Wastewater Advisory Committee (WWAC) common pre-application process. The WWAC Common Pre-application is provided in Appendix F. Any award of such a grant to a PWS shall contain a requirement that the PER be submitted to NDHHS-DPH for review and approval. Planning grants shall be awarded to PWSs based upon the following criteria:

1. The PWS has received an Administrative Order or other enforcement action through the NDHHS-DPH;
2. The PWS is a single well system due to the loss of a production well(s) to avoid an Administrative Order or other enforcement action through the NDHHS-DPH;
3. The PWS is a multiple well system and has lost two or more production wells to avoid an Administrative Order or other enforcement action through the NDHHS-DPH; or
4. All remaining PWSs that have projects that have a history of non-compliance with a drinking water standard.

To qualify for a Planning Grant, a PWS must meet the following criteria:

1. Their project must be listed on the DWSRF IUP Priority Planning List; and
2. The applicant must be a political subdivision with a population of 10,000 or fewer.

The grant will be up to 90 percent of the PER and other eligible costs, and will require 10 percent matching funds from the PWS; however, such grant is not to exceed a maximum of \$20,000 in federal funds.

Regional Planning Grants will be provided where a Regional PWS, either existing or proposed, will have a project that will address present or prevent future violations of health-based drinking water standards and the regional PWS will not be privately owned. The proposed Regional PWS will have their project on the Priority Planning List or will supply water to a PWS that has a Priority Planning List project to qualify for funding. To be eligible for a Regional Planning Grant, the initial scope of a Regional PWS must be to provide a supply of potable water to a minimum of three community PWSs. Regional Planning Grants will be up to 80 percent of the cost of the PER, or other eligible costs, and will require 20 percent matching funds from the PWS; however, such grant is not to exceed a maximum of \$24,000 in federal funds. If applicable, Regional Planning Grants will be ranked based on the ranking of the PWSs that will be supplied water by the regional system.

C. Source Water Protection Grants Program

Source Water Protection Grant activity will be funded with \$150,000. Source Water Protection Grants will be for proactive projects geared toward protecting Nebraska's drinking water supplies and will address drinking water quality, quantity, and/or education.

Eligible applicants are political subdivisions with a population of 10,000 or fewer, which operate a PWS. The Request for Proposal (RFP) for these grants is issued in the spring of each year. Previous grantees and other eligible applicants are sent notices and the RFP can be viewed online at <http://DEE.ne.gov>.

Eligible projects will provide long-term benefits to drinking water quality or quantity, or the education of the public using the water system. Grants cannot be used to purchase land or for the sole purpose of developing a Source Water or Wellhead Protection Plan.


D. Workforce Development Study

An aging workforce in utility operations is a challenge that all public water systems face in the State of Nebraska. Attracting workers to small communities continues to be a challenge with the movement of jobs and populations to urban centers. Funding will be provided from the program's administration cash fund to assist community water systems in recruiting operators to be trained by existing staff to operate their drinking water system. Prioritization will be given to systems serving populations less than 5,000, and those in areas where a military veteran or their spouse has expressed interest in working, and who has completed the necessary free course(s) towards certification. Other applicants will also be considered to help fulfill a community's needs, and a pool of potential applicants will be retained to assist communities in finding certified operators. The State Drinking Water Division will work as a liaison between newly certified operators and communities in need. It is anticipated that this will be a three to four year project, followed by a report prepared by the State Drinking Water Division which outlines the effectiveness of this workforce initiative.

E. New and Innovative Technology Grant (NIT Grant)

NDEE would like to ensure projects which introduce noteworthy innovations in technology that advances the drinking water, wastewater, and nonpoint source profession are recognized and supported. An additional subsidy may be available for these potential innovations. Examples include projects that explore and elevate the drinking water quality and wastewater treatment standards and challenge the current

institutional approaches to water treatment and technology. Projects will adhere to eligibility requirements and regulations as other SRF grant programs. No more than \$1,000,000 shall be used for the NIT Grant and is not part of any set-aside; thereby if these funds are available they may also be used for CWSRF loans if needed.



DWSRF RANKED PROJECT PRIORITY FUNDING LIST

PROJECT RANK	PRIORITY POINTS	PUBLIC WATER SYSTEM	PWS NUMBER	POP.	PROJECT DESCRIPTION	ESTIMATED PROJECT COST	PRINCIPAL FORGIVENESS %	FORGIVENESS AMOUNT
1	FNSI	MCCOOL JUNCTION, VILLAGE OF	NE3120195	409	Replace Well due to Nitrates & Replace Mains	\$860,000	25.00%	\$215,000
2	FNSI	PAXTON, VILLAGE OF	NE3110101	523	Replace Well due to Nitrates & Uranium, Replace Mains & Repaint Tank	\$580,000	25.00%	\$145,000
3	FNSI	SYRACUSE, CITY OF	NE3113104	1942	New Wells, Tank & Replace Meters	\$8,340,963	15.00%	\$1,251,144
4	FNSI	WAYNE, CITY OF	NE3118104	5660	Redundant Wellfield Transmission Main	\$2,500,000	15.00%	\$375,000
5	CatEx	FALLS CITY, CITY OF	NE3114705	4325	WTP Upgrades, Replace Mains & Decommission Wells	\$3,750,000	15.00%	\$562,500
6	CatEx	BLAIR, CITY, OF	NE3102521	7990	New Intake Building & Backwash Discharge Improvements	\$8,992,000	15.00%	\$1,348,800
7	185	MARTINSBURG, VILLAGE	NE3105108	94	Blending Well due to Uranium A.O. & Replace Tank	\$66,750	50.00%	\$33,375
8	155	PERU, CITY OF	NE3112705	865	Replace WTP, Wells and Controls, or interconnect w/Auburn due to flood, Repaint Tower	\$6,250,000	0.00%	\$0
9	145	PLATTE CENTER, VILLAGE OF	NE3114101	336	Replace Well due to Nitrates, Replace & Loop Mains	\$400,000	30.00%	\$120,000
10	135	HARTINGTON, CITY OF	NE3102702	1554	Replace Well due to Nitrates, Replace Mains & Repaint Tank	\$795,000	25.00%	\$198,750
11	120	FULLERTON, CITY OF	NE3112503	1307	Replace Well due to Selenium	\$860,000	25.00%	\$215,000
12	110	HICKMAN, CITY OF	NE3110917	1657	New Tower & Well, Replace Mains & Redundant Transmission Main	\$8,000,000	0.00%	\$0
13	100	DUNNING, VILLAGE OF	NE3100901	103	Replace Mains & Rehab Tank	\$550,000	25.00%	\$137,500
14	90	PLATTSMOUTH, CITY OF	NE3102501	6502	New Water Supply/Treatment Facility due to flood & Replace Mains	\$16,000,000	0.00%	\$0
15	70	HAY SPRINGS, CITY OF	NE3116102	570	New Well, Rehab Tank & Replace Meters	\$377,300	20.00%	\$75,460

DWSRF RANKED PROJECT PRIORITY FUNDING LIST

PROJECT RANK	PRIORITY POINTS	PUBLIC WATER SYSTEM	PWS NUMBER	POP.	PROJECT DESCRIPTION	ESTIMATED PROJECT COST	PRINCIPAL FORGIVENESS %	FORGIVENESS AMOUNT
16	60	PAWNEE COUNTY RWD #1	NE3113304	1500	Replace Mains due to flood	\$670,000	0.00%	\$0
17	60	GRANT, CITY OF	NE3113503	1165	Replace Mains	\$1,331,160	20.00%	\$266,232
18	60	MINDEN, CITY OF	NE3109904	2923	Replace Mains, Rehab Well & Upgrade WTP	\$1,790,000	20.00%	\$358,000
19	60	CHADRON, CITY OF	NE3104507	5851	Replace Pumps, Mains & Meters , Rehab Tanks & Wells	\$1,500,000	15.00%	\$225,000
20	60	SEWARD, CITY OF	NE3115905	6964	Replace Tower, Mains, & Meters, Rehab Well	\$3,070,000	14.29%	\$438,703
21	60	CRETE, CITY OF - SFY 2020	NE3115104	6960	Replace Mains, New Well & Possible WTP Upgrade	\$3,860,000	15.00%	\$579,000
22	60	METROPOLITAN UTILITIES DISTRICT - SFY 2018	NE3105507	6003 54	Replacement of Water Mains/Service Lines	\$6,552,655	0.00%	\$0
Total Estimated Costs						\$77,095,828		\$6,544,464

- NOTES: DRAFT LIST SUBJECT TO CHANGE PER PENDING FEDERAL FISCAL YEAR 2021 PROGRAM APPROPRIATION
- SFY 2018 OR 2020 – PROJECT CARRIED OVER FROM STATE FISCAL YEAR 2018 OR 2020 INTENDED USE PLAN
- ALL LISTED PROJECTS PER SFY 2021 PRIORITY RANKING SYSTEM

A.O. – ADMINISTRATIVE ORDER
CatEx – CATEGORICAL EXCLUSION
FNSI – FINDING OF NO SIGNIFICANT IMPACT
GRP – GREEN PROJECT RESERVE ELIGIBLE

PWS – PUBLIC WATER SYSTEM
RWD – RURAL WATER DISTRICT
WTP – WATER TREATMENT PLANT

Land Acquisition Source Water Protection Project Priority List

PRIORITY POINTS	PUBLIC WATER SYSTEM	PWS NUMBER	POP.	ESTIMATED COST
165	OXFORD, VILLAGE OF	NE3106502	779	\$250,000
160	BRAINARD, VILLAGE OF	NE3102304	330	\$220,000
160	LODGEPOLE, VILLAGE OF	NE3103304	318	\$250,000
155	AURORA, CITY OF	NE3108101	4479	\$1,000,000
135	VALENTINE, CITY OF	NE3103106	2737	\$700,000
135	WILBER, CITY OF	NE3115105	1855	\$100,000
90	CASS CO RWD NO. 1	NE3102521	3297	\$200,000
80	SYRACUSE, CITY OF	NE3113104	1942	\$989,037
60	MCCOOK, CITY OF	NE3114504	7698	\$60,000
Total - Land Acquisition and Source Water Protection				\$3,769,037

APPENDIX A1

CWSRF Project priority ranking system

The State is responsible for the determination of priority given to the construction of publicly owned treatment works and preparation of a State Project Priority List under Title II, Section 216 of the federal CWA.

The Priority Ranking System shall be used to rank the projects on the State Project Priority List. Priority ranking for the projects utilizes the following eight categories to determine total points awarded. The greater the total number of points, the higher the ranking. When necessary, a tiebreaker as described later, is used. Communities that were in mid-process will be automatically carried forward from the prior year. Although ranked with zero priority points, all late survey submissions may still be eligible for funding after the bypass date.

CATEGORY 1. PROJECT BENEFIT

This category incorporates several factors, including the type of project and the relative level of the impact on the environment. Points for only one benefit are awarded. When a project has more than one significant benefit, the benefit with the highest point value is used. In addition to the priority points awarded according to the following schedule, projects receive five supplemental benefit priority points for regionalization if the project includes the consolidation of wastewater collection and treatment systems owned and operated by two or more communities.

Benefit:	System Code:	Priority Points:
Elimination of raw or primary waste discharge	A	35
Separation of combined sewers	B	35
Public health benefit by elimination of frequent sewer backups or septic tank system – drinking water well spacing conflicts	C	35
Municipal wastewater collection and treatment system to replace on-site treatment systems	D	30
Remediation or protection of drinking water supply in zone of influence of municipal well field	E	30
Replacement or upgrade of wastewater treatment system to assure compliance with secondary treatment standards (Total Suspended Solids (TSS) and Biological Oxygen Demand (BOD))	F	30
Disinfection of wastewater effluent	G	25
Replacement or upgrade of wastewater treatment system to meet water quality based permit limits (Ammonia, E-coli & PH)	H	25
Remediation of ground water at landfill site	I	25
Sludge stabilization	J	25
Storm water management	K	20
Addition or repair of wastewater collection system or lift station	L	20
Beneficial reuse (Gray water reuse, land apply line & equipment, etc...)	M	20
Water quality enhancement for a Nonpoint Source project	N	20
Water conservation	O	15
Other benefits	P	5

CATEGORY 2. BENEFICIAL USE AND CLASSIFICATION OF RECEIVING WATERS

This category addresses receiving water that is currently impacted or has the potential to be impacted by existing situations, and that would be enhanced or protected by the proposed project. Points for only one beneficial use or one ground water classification are awarded. The applicable use or classification with the highest point value is utilized. Some projects may impact both surface water and ground water, but only the primary receiving waters are considered. Wastewater treatment and collection systems to replace existing septic tank systems, will use the ground water classification for point allocation, unless there is documentation of extensive discharges to surface waters. Improvements to existing complete retention lagoons will use the assigned use of the stream that is being protected for point allocation, unless the problem is excessive seepage rather than inadequate capacity. Sludge stabilization, sewer, and lift station project point allocation is based on the assigned use of the stream that receives or could receive the effluent discharge. Sewer projects that eliminate the need for septic tanks are allocated points based on the ground water classification.

Assigned Beneficial Use of Surface Water:	System Code:	Priority Points:
Class A and Class B State Resource Waters	Q	25
Public Drinking Water	R	25
Recreation	S	20
Class A – Cold Water Aquatic Life (Flows all year)	T	10
Class B – Cold Water Aquatic Life (Seasonal flow)	U	10
Class A – Warm Water Aquatic Life	V	10
Class B – Warm Water Aquatic Life	W	5
Ground Water Classification:		
GA (public system)	X	25
GB (individual system)	Y	15

Classifications come from definitions in Nebraska Titles 117 and 118.

CATEGORY 3. WATER QUALITY OF RECEIVING WATERS

The quality of water in the receiving stream or aquifer is another factor in project prioritization. Priority is given to projects potentially impacting bodies of water that have been degraded by pollutants and are impaired for one or more assigned beneficial uses. Neither the specific source of these pollutants causing the impairment nor the specific impact of the potential project is considered in this assessment.

Some projects may impact both surface water and ground water, but only the primary receiving waters shall be considered. The projects that primarily impact surface waters are those projects that received priority points for Assigned Beneficial Use of Surface Water in Category 2. The projects that primarily impact ground water are those projects that received priority points for Ground Water Classification in Category 2.

An assessment of the quality of water in surface water bodies to support assigned beneficial uses is presented in the current Surface Water Quality Integrated Report. This report includes a list of water bodies that are not supporting assigned beneficial uses due to impacts of one or more pollutants, commonly referred to as the Section 303(d) List. Projects that primarily impact surface waters are awarded priority points if the water body that receives or could receive the wastewater discharge is listed in the report as having one or more beneficial uses impaired by one or more pollutants. Water bodies impaired by natural causes or conditions are not awarded priority points.

Pollution can also impact ground water and make it unfit for some uses. Watersheds were evaluated for ground water quality impairment for the Nebraska Unified Watershed Assessment. This evaluation considered contamination by nitrate and pesticides and administrative orders and notice of violations for public drinking water supplies issued by the Nebraska Health and Human Services - Division of Public Health. The SRF program will utilize information obtained from the Nebraska Water Quality Management Report, as prepared in accordance with Neb. Rev. State Statute 46-1304, and use the information to award additional points using the following assessment:

Indication of Water Quality Impairment	System Code	Priority Points
Water Body Assessment Category Listed in Surface Water Quality Integrated Report		
Category 4A or 4B	Z	20
Category 5	AA	20
Nebraska Unified Watershed Assessment, Ground Water Quality Resource Component Weighted Value		
100 Points	BB	20
50 Points	CC	10

CATEGORY 4. ENFORCEMENT ACTIONS

This category addresses enforcement actions initiated by the Department of Environment and Energy to address violations of the Environmental Protection Act and other related acts. Points are awarded for a project if the project can reduce or prevent future violations and essentially satisfy the enforcement action.

Enforcement Action	System Code	Priority Points
Consent Order	DD	25
Administrative Order or EPA Orders	EE	25
Referral to Attorney General	FF	25
Compliance Schedule in NPDES Permit	GG	20
Notice of Violation or EPA 308 Letter	HH	15

CATEGORY 5. READINESS TO PROCEED

This category addresses the status of project planning, preparation of plans and specifications, and readiness to proceed with project construction.

Project Status	System Code	Priority Points
Construction Permit Issued	II	60
Plans and Specifications Submitted to NDEE	JJ	50
Finding of No Significant Impact (FNSI) or Categorical Exclusion (CatEx) Issued	KK	40
Facility Plan Submitted to NDEE	LL	25

CATEGORY 6. POPULATION

This category addresses the existing populations to be served by the proposed project. The population is also an indication of the relative magnitude of the impact on the environment that is addressed by the proposed project. If the facility serves the entire community, the population shall be taken from the latest official census. If the facility serves only a part of the community, an estimate of the existing population served shall be used. Estimates of the population previously served shall be used for projects relating to facilities no longer in service, such as remediation of closed landfill sites.

<u>Population Served</u>	<u>Priority Points</u>
50,000 or Greater	10
10,000 - 49,999	8
5,000 - 9,999	6
2,500 - 4,999	4
800 - 2,499	2

CATEGORY 7. ASSESSING WASTEWATER INFRASTRUCTURE NEEDS (AWIN)

This category addresses a community's sustainability risk to afford infrastructure projects in the future through the use of the AWIN Sustainability Model developed by NDEE. The AWIN Sustainability Model is a probability model that evaluates and scores a community based on the community's population trends, economic status, and resources. The low-risk range includes communities likely to have sustainable growth and needs little additional help. The moderate-risk range is comprised of communities with uncertain growth potential requiring further evaluation to determine the need for additional assistance. The high-risk range includes those communities that may need additional assistance to bring them into compliance without causing undeserved financial stress.

<u>Sustainability Risk:</u>	<u>Priority Points</u>
High	25
Moderate	15
Low	0

CATEGORY 8. FINANCIAL IMPACTS

This category addresses the financial impact of the proposed project on the users that will provide the revenue to repay the loan. Priority points are awarded according to the annual cost of the loan per person as a percentage of the Median Household Income (MHI) of the community from the American Community Survey five-year average. A 20-year loan shall be assumed with the interest rate based on the existing SRF market rate and rate system and MHI of the community.

<u>Annual Loan Costs Per Person as a Percentage of Median Household Income</u>	<u>Priority Points</u>
Greater than 0.2 Percent	10
0.05 to 0.2 Percent	6
Less than 0.05 Percent	2

TIEBREAKER

Two or more projects may receive the same total priority points on the IUP project list. Although communities are informed when there is doubt about funding availability, in projects with the same priority point total, ties are broken at first appearance. The priority of these projects is reviewed as they proceed to bid opening. Ties are broken by consideration of enforcement actions, specific provisions of the permit issued for the facility, and inclusion of the project as an integral part of a designated surface or ground water project established under state or federal law. The following table shall be used to break ties:

Factor	Priority
Enforcement Action	Higher
Compliance Schedule in Discharge Permit	↑
Project is Part of a Designated Water Quality Project	↓
None of the above factors	Lower

If consideration of the above factors does not break the tie, priority shall be based on the annual loan cost per person as a percentage of the median household income. The project with the higher percentage, shall have the higher priority.

APPENDIX A2

DWSRF PRIORITY RANKING SYSTEM

1. Scope and Purpose. The Drinking Water State Revolving Fund Act §§71-5314 to 71-5327 requires that loans shall be made to eligible public water systems (PWSs) for eligible projects. The purpose of the priority ranking system is to establish a list of eligible projects to be funded in such a manner that priority for the use of the Drinking Water Facilities Loan Fund or the Land Acquisition and Source Water Loan Fund will be given to projects that (A) address the most serious risk to human health; (B) are necessary to ensure compliance with the Title 179, Public Water Systems; and (C) assist systems most in need, on a per person basis according to the affordability criteria.

The priority ranking system shall be reviewed annually by the Director of NDHHS-DPH. The Department shall seek public review and comments before adopting the priority ranking system for ranking eligible projects. Ineligible PWSs and ineligible projects will not be evaluated for priority points. For this fiscal year, an exception was made from the policy wherein late survey submissions are typically ranked with zero priority points, as there has been an increased amount of EPA funding authorized for the program. Late surveys received before the Governor's Advisory Council on Public Water Supply meeting were ranked following the system below.

One change is proposed to the ranking system. Manganese was added under 1.b.

2. DWSRF Priority Ranking System.
 - a. Priority Ranking System for the Use of the Drinking Water Facilities Loan Fund. The following DWSRF priority ranking system shall be used to rank the projects on the DWSRF IUP priority lists for the use of the Drinking Water Facilities Loan Fund. Priority ranking of projects will be based on total points awarded for the following three categories. Points for only one benefit in each category shall be awarded; when a project has more than one significant benefit, the benefit with the highest point value shall be used. The greater the total number of points, the higher the ranking. The ranking has been done and the priority lists prepared annually, before IUP drafting.
 - i) Health or Capacity Development Benefit Provided by Project. This category incorporates the type of project and the level of benefit to human health, or improvement to the PWS. These projects are for the development, construction or modification of the PWS to ensure compliance with the requirements of the Nebraska Safe Drinking Water Act (NSDWA) and the regulations adopted thereunder.

<u>Health or Capacity Development Benefit</u>	<u>Priority Points</u>
1. <u>Maximum Contaminant Level (MCL)/Treatment Technique Requirements</u> . Maximum allowable levels are established for those parameters which may be detrimental to public health. Detected contaminant levels in excess of 80% of the MCL within the past 4 years may qualify the project for ranking under this category.	
a. Acute Health Effects – Microbiological, nitrate, etc.	130
b. Chronic Health Effects – Arsenic, manganese, selenium, uranium, etc.	115
c. Lead and copper	100
2. <u>Critical Capacity Development</u> . These projects would be for the development, construction or modifications of the public water system to correct major deficiencies relating to the design standards in Title 179 NAC 2-007. Projects include: <ul style="list-style-type: none"> • Backup wells/sources for single well PWSs 	85

<ul style="list-style-type: none"> Replacement of significantly aged or deteriorated major infrastructure, including wells and storage. The eligibility of a project for assignment of this priority point subcategory will be made at the discretion of the director. 	
<p>3. <u>Sustainability Factors</u>. These projects would address upgrade to and/or the replacement of existing major infrastructure, such as:</p> <ul style="list-style-type: none"> Supply Wells, Ground or Elevated Storage Major Treatment Plant Renovations Major Distribution System Replacement projects (Replacement project phases are at least a minimum of 50% of the overall project cost) 	55
<p>4. <u>Secondary Contaminant Level (SMCL)</u>. Recommended maximum levels are set for parameters which are not harmful to health but make the water undesirable for use. Project would enhance water quality and include disinfection.</p>	40
<p>5. <u>System Design Deficiencies</u>. These projects would be for the development, construction or modifications of the public water system to or prevent deficiencies relating to the Design Standards in Title 179 NAC 7. Projects would address:</p> <ul style="list-style-type: none"> Inadequate source capacity Inadequate distribution pressure/storage 	25
<p>6. <u>Other Factors</u>. These projects would address other water supply system concerns such as:</p> <ul style="list-style-type: none"> Replacement or rehabilitation of other minor system components that are aged and/or have exceeded design life Controls/automation to improve operational efficiency Security measures and/or Standby Power Chlorine and/or Fluoride Feed Systems 	10

- ii) Financial Impacts. This category addresses the financial impact of the proposed project on the users that will provide the revenue to repay the loan. Priority points are awarded according to the annual cost of the loan per person as a percentage of the median household income (MHI). A 20-year loan shall be assumed with the interest rate based on the minimum effective interest rate of the DWSRF Program.

<u>Annual Loan Costs Per Person as a Percentage of Median Household Income</u>	<u>Priority Points</u>
Greater than 0.8 Percent	45
Greater than 0.6 to 0.8 Percent	35
Greater than 0.4 to 0.6 Percent	25
Greater than 0.2 to 0.4 Percent	15
Less than or equal to 0.2 Percent	5

- iii) Enforcement Action. This category addresses compliance with Title 179 drinking water standards and/or the enforcement actions taken by the Department requiring the system to address the deficiencies/water quality concerns that contribute to noncompliance, or any drinking water project needed as a result of an NDEE enforcement action.

Enforcement Action	Priority Points
Administrative order issued/other enforcement action taken relating to design/infrastructure deficiencies/water quality or discharge concerns/etc. addressed by the proposed project.	25

iv) Readiness to Proceed. This section addresses establishing the Priority Funding List per the status of a PWSs project, assessing the readiness to proceed within SFY 2021. The criteria that was utilized in establishing the Priority Funding List are as follows:

- (1) PWS with a Finding of No Significant Impact (FNSI) or Categorical Exclusion (CatEx) issued by the program; with priority over,
- (2) Status of Plans and Specifications (P&Ss) – P&Ss for Ranked Project prepared or under contract for design; with priority over,
- (3) Status of Engineering Report with Test Hole – Report for Ranked Project has been prepared and, if applicable, a Test Hole has been completed; with priority over,
- (4) Status of Engineering Report – Report for Ranked Project has been prepared, first and/or where additional ranking preference may be given to those projects with demonstrated readiness to proceed.

In the above-listed order, preference shall be first given to placing those High Priority PWSs/projects in ranked order on the Priority Funding List. Where such projects in a sufficient number do not exist, readiness to proceed criteria 2 through 4 shall be repeated for Low Priority PWSs/projects. Where ties in ranking points occur, the projects are ranked in descending order per the established tiebreaking criteria in Section 4 below. The intent of the Readiness to Proceed criteria is to identify those projects most likely to receive funding in the coming fiscal year based upon the information provided by the PWSs (or their Engineers). A limited comprehensive bypass may also be developed using the above-listed criteria, should additional funds become available during the fiscal year.

Two exceptions are made to the above-listed criteria. First, those projects that have been obligated or offered better funding through another Federal (USDA-Rural Development) or State (NDED-CDBG) infrastructure funding program will not be included on the Priority Funding List. Second, those PWSs that have turned down or passed on better funding offers from the DWSRF for the listed project in past fiscal years. During the public participation process (i.e., the Advisory Council through EQC IUP approval), those systems will still be included on the Priority Planning List, and can request in writing placement on the Priority Funding List at any time, should that PWS disagree with DHHS-DPHs proposed ranking.

b. Priority Ranking System for the Use of the Land Acquisition and Source Water Loan Fund. The following priority ranking system shall be used to rank the projects on the DWSRF IUP project list for the use of the Land Acquisition and Source Water Loan Fund. Priority ranking for the projects is based on total points awarded for the following three categories. Points for only one benefit in each category shall be awarded; when a project has more than one significant benefit, the benefit with the highest point value shall be used. The greater the total number of points, the higher the ranking.

i) Health Benefit Provided by Project. This category incorporates the type of project and the level of benefit to human health. These projects are for the acquisition of land or a conservation easement to protect the source water of the system from contamination and to ensure compliance with the NSDWA and Title 179.

<u>Health Benefit</u>	<u>Priority Points</u>
1. <u>Acquisition of Land or a Conservation Easement to Protect the Source Water of the System from Contamination.</u>	
a. Acute Health Effects	
i) Microbiological/Nitrate	40
b. Chronic Health Effects	35
2. <u>Community Water System Implementing Voluntary Incentive Based Source Water Protection Measures.</u>	
a. Acute Health Effects	
i) Microbiological/Nitrate	40
b. Chronic Health Effects	35

- ii) **Financial Impacts.** This category addresses the financial impact of the proposed project on the users that will provide the revenue to repay the loan. Priority points are awarded according to the annual cost of the loan per person as a percentage of the MHI. A 20-year loan shall be assumed with the interest rate based on the minimum effective interest rate of the DWSRF Program.

<u>Annual Loan Costs Per Person as a Percentage of Median Household Income</u>	<u>Priority Points</u>
Greater than 0.4 Percent	25
0.2 to 0.4 Percent	15
Less than 0.2 Percent	5

- iii) **Enforcement Action.** This category addresses compliance with Title 179 drinking water standards and/or the enforcement actions taken by the Department requiring the system to address the issues that contribute to noncompliance.

<u>Enforcement Action</u>	<u>Priority Points</u>
Administrative order issued/other enforcement action taken relating to source water protection addressed by the proposed project.	25

3. **Service Meters.** Water service meters will be required as a part of the project, if the water system does not have service connections individually metered.
4. **Tiebreaker.** Two or more projects may receive the same total number of priority points on the IUP project list. Ties shall be broken only when (A) two or more projects receive the same total of priority points based on the above three categories, (B) the environmental reviews have been completed, (C) the systems are ready to sign the loan contracts, and/or (D) adequate funding for all these projects is not available. The status of the plans and specifications will be considered first in breaking the tie. Projects with plans and specifications approved by the Department shall have a higher priority than those projects with plans and specifications currently in the Department's review and approval process. For projects with a similar status of plans and specifications, as approved, the project with a higher annual loan cost per person as a percentage of the MHI shall have the higher priority. This last tiebreaking criterion is critical in establishing the projects to be included on the prioritized Funding Program Lists.
5. **Small System Priority.** Fifteen percent of the total funds available for the loan shall be earmarked for systems serving fewer than 10,000 persons. In addition, priority ranking for funding small systems will be given over medium systems or systems with MHI's greater than 120% to meet the expected EPA grant requirement of not less than 20%, up to 30%, of additional subsidization for the FFY 2020 and the pending FFY 2021 grant.

6. Affordability (Disadvantaged) Criteria. The purpose of the affordability criteria is to determine which of the projects receiving funds from the DWSRF may also qualify for financial assistance beyond the ordinary benefits available through the DWSRF. Eligible PWS may qualify for additional financial assistance if their population is equal to or less than 10,000 people with an MHI less than 120 (one hundred twenty) percent of the state MHI.

All High Priority PWSs ranked for funding in SFY 2021 will be eligible for loan forgiveness at an estimated percentage not to exceed 30% of project costs or the maximum percent listed in the IUP based on the PWSs MHI. Typically those include PWSs under an Administrative Order through NDHHS-DPH, or any PWS which is a single well system due to the loss of a production well(s) to avoid an AO or other enforcement action through the NDHHS-DPH within the past five years, or any PWS that is a multiple well system and has lost two or more production wells to avoid an AO or other enforcement action through the NDHHS-DPH within the past five years may be eligible, should forgiveness funding remain available. Information on the financially disadvantaged assistance program, the extent of the availability of such disadvantaged funds for this program, and the disadvantaged determination criteria are included in Section I of the IUP. Systems that meet the minimum disadvantaged criteria determination are also eligible for extended loan terms up to 40 years.

The factor of population will be carried throughout the funding of priorities. Is capped per MHI disadvantaged criteria and the following tiered system:

Public Health Projects

- i. Population of 10,000 or less – Capped at 20%
- ii. Population of 3,300 or less – Capped at 25%
- iii. Population of 500 or less – Capped at 30%

Low Priority Projects ranked with a Sustainability Factor, or greater

- 1) Population of 10,000 or less – Capped at 15%
- 2) Population of 3,300 or less – Capped at 20%
- 3) Population of 500 or less – Capped at 25%

APPENDIX B1**CWSRF PROJECT PRIORITY PLANNING LIST**

Funding List	Priority Points	Community	ACS 2014-2018 Est. MHI	NPDES ID#	US Census 2010 Est. POP	Project Description(s)	Project Est. Cost	SRF Est. Funding
	32	Abie	\$69,500	NEU132659	69	GPS locate and map all sewer man holes and clean outs \$2,000	\$2,000	\$2,000
	7	Adams	\$42,083	NE0045055	573		\$0	\$0
	92	Ainsworth	\$41,064	NE0112267	1,728	CIPP lining of sewer mains \$732,530; Lift station updates \$255,450; Installation of portable generators at lift stations \$150,100; Sewer main replacement 15" PVC \$1,349,450; Radio read meters installation \$760,610; replacement/relocation of manholes (4) \$60,000	\$3,308,140	\$3,308,140
	79	Albion	\$51,818	NE0026573	1,650	Replace upgrade manholes \$50,000; Extend sewer lines \$50,000; CIPP sewer mains \$100,000	\$200,000	\$200,000
	56	Alda	\$52,813	NE0042056	642	Sewer main improvements (CIPP, rehab MHs, etc.) \$500,000; Lagoon improvements (bank stabilization) \$150,000; Update lift stations \$50,000	\$700,000	\$700,000
	81	Alexandria	\$42,500	NE0029238	177	Sewer CIPP lining \$50,000	\$50,000	\$50,000
	66	Allen	\$50,000	NE0031241	377	Sewer main repair and replacement \$100,000; Sewer lift station repair \$75,000	\$175,000	\$175,000
	34	Alma	\$50,057	NE0041335	1,133	Sludge removal \$100,000; Sewer main repairs \$50,000; Manhole rehab \$50,000	\$200,000	\$200,000
	47	Alvo	\$43,929	NE0121479	132	Small repairs and updates \$3,000	\$3,000	\$3,000
GPR	90	Amherst	\$57,750	NE0112992	248	Lagoon expansion \$ 1,350,000; Force main & lift station \$700,000; Effluent land application \$150,000	\$2,200,000	\$2,200,000
	17	Anselmo	\$59,375	NE0132861	145		\$0	\$0
	37	Ansley	\$52,589	NE0043249	441	Sewer main improvements and study \$60,000; Line main that goes under railroad tracks \$20,000	\$80,000	\$80,000
	38	Arapahoe	\$49,083	NE0025411	1,026	Miscellaneous sanitary sewer main extension, rehabilitation, and replacements \$150,000; Miscellaneous sanitary sewer manhole installations, rehabilitations, and replacements \$100,000	\$250,000	\$250,000

Funding List	Priority Points	Community	ACS 2014-2018 Est. MHI	NPDES ID#	US Census 2010 Est. POP	Project Description(s)	Project Est. Cost	SRF Est. Funding
	75	Arcadia	\$38,750	NE0041297	311	Reline mains \$100,000; Collection main replacement and extension \$250,000; Lagoon maintenance and rehab \$200,000	\$550,000	\$550,000
	60	Ashton	\$49,583	NE0024350	194	Storm Drainage \$100,000; Portable pump and pipe for land application \$75,000; Clean & TV sewer mains \$25,000; Line sewer mains \$150,000	\$350,000	\$350,000
	93	Atkinson	\$46,25	NE0021610	1,245	Replace mains \$300,000; Lift station rehabilitation \$200,000	\$500,000	\$500,000
	2	Atlanta	\$75,625	NE0133655	131		\$0	\$0
F	79	Aurora	\$63,053	NE1131810	4,479	Interceptor sanitary sewer project and replacement of mechanical screen; \$1,700,000	\$1,700,000	\$1,700,000
	62	Bancroft	\$57,500	NE0028088	495	Sewer system repairs \$100,000	\$100,000	\$100,000
	115	Barneston	\$50,781	NE0121711	116	Repair existing lagoon dikes & dredge \$20,000; Construct additional lagoon \$505,000; Construct new lift station \$180,000	\$705,000	\$705,000
	65	Bartley	\$52,000	NE0026077	283	Renovation of existing lagoon cells for increased capacity, liner reconstruction & piping improvements (would include rip-rap) \$900,000; Installation of concrete rock rip-rap on north and east dikes for erosion control \$100,000	\$1,000,000	\$1,000,000
	61	Bassett	\$51,719	NE0112666	619	Renovate / repair collection system mains and manholes \$200,000; Life safety for wet well \$25,000; Control location \$100,000; Study of waste water system \$25,000	\$350,000	\$350,000
	73	Battle Creek	\$69,464	NE0041301	1,207	Sewer main repair & replacement \$250,000; WWTF Part improvements (pumps, screens, motors) \$300,000	\$550,000	\$550,000
	77	Bayard	\$40,972	NE00112739	1,209	Lagoon Rehabilitation \$2,100,000; 12" Trunk sewer replacement \$300,000; Changing point of discharge from Wildhorse to North Platte River* \$565,000; *Funding from USDA RD is in place for this project	\$2,965,000	\$2,965,000
	91	Beaver City	\$39,375	NE0026476	609	Sewer Extension North \$93,000; Manhole Extensions (Raise to surface) \$48,000	\$141,000	\$141,000

Funding List	Priority Points	Community	ACS 2014-2018 Est. MHI	NPDES ID#	US Census 2010 Est. POP	Project Description(s)	Project Est. Cost	SRF Est. Funding
	70	Beaver Crossing	\$53,594	NE0023981	403	Sewer collection system repair \$100,000; Lagoon improvements and land application \$500,000; Individual water meters \$400,000	\$1,000,000	\$1,000,000
	87	Beemer	\$45,875	NE0046086	678	Spot repairs and localized replacements to reduce infiltration and inflow \$110,000; School subdivision sanitary sewer extension \$25,000	\$135,000	\$135,000
	30	Belden	\$70,750	NE0027308	115	Renovate/ repair collection system mains and manholes \$300,000; Highway sewer main repair \$50,000; Clean and televise sewers \$50,000	\$400,000	\$400,000
	27	Belvidere	\$50,625		48		\$0	\$0
	80	Benedict	\$43,500	NE0114944	234	Lagoon dredging \$125,000; Lagoon addition \$260,000; Sewer main extension \$43,500; New lift station \$250,000	\$678,500	\$678,500
	132	Benkelman	\$41,150	NE0112887	953	Lift station \$250,000; Lagoon expansion/piping modifications \$500,000; Subdivision expansion \$250,000	\$1,000,000	\$1,000,000
	51	Bennet	\$69,922	NE0040916	719	Replacement of approximately 4,000 linear feet of failing sanitary sewer and manhole rehabilitation \$200,000; Construction of a bio solids dewatering system \$770,000	\$970,000	\$970,000
	36	Bertrand	\$54,018	NE0131954	750	Sewer extension \$20,000; Water meters for reduced WWTF flows - included on DWSRF \$600,000	\$620,000	\$620,000
	65	Bladen	\$43,125	NE0021709	237	Clean and repair sewer lines \$100,000; 1,800 LF 8" 6 manholes \$94,000; Sewer study \$20,000; Lagoon aeration system \$50,000; Land application system upgrades \$50,000	\$314,000	\$314,000
	73	Blair	\$48,511	NE0021482	7,990	Odor control at WWTP \$500,000; Extend sanitary sewer main for future development \$750,000	\$1,250,000	\$1,250,000
	53	Bloomfield	\$41,375	NE0021733	1,028	Sewer main repair & replace \$250,000; CIPP sewer repair \$150,000; 400 water meters replaced \$200,000; Valve replacement / lagoon repair \$50,000	\$650,000	\$650,000
	24	Blue Hill	\$45,313	NE0027286	936		\$0	\$0

Funding List	Priority Points	Community	ACS 2014-2018 Est. MHI	NPDES ID#	US Census 2010 Est. POP	Project Description(s)	Project Est. Cost	SRF Est. Funding
	70	Bradshaw	\$56,750	NE0121321	273	Replace and extend collection system \$350,000; Replacement of lift station \$200,000	\$550,000	\$550,000
	40	Brady	\$54,286	NE0031402	428	Add on to Existing Lagoon / Land application equipment \$500,000; Televised Sewer Map \$25,000; Sewer Main Repair/Lining \$400,000	\$925,000	\$925,000
	93	Bridgeport	\$47,153	NE0112119	1,545	Rebuild control structures & rehab a portion of Cell C at lagoon \$479,600; Upgrade lift station SCADA \$15,000; Replace generator at the lagoon \$20,000	\$514,600	\$514,600
F	55	Broadwater	\$32,500	NE0021717	128	Fencing for security \$3,000; Replace 8-10 blocks of sewer Main (includes boring under State Highway) \$45,000; Storm Drain: Culvert \$3,500, piping \$5,600, & Cover ditch \$350,000	\$800,000	\$800,000
	91	Broken Bow	\$43,068	NE0027260	3,559	CCTV sewers, clean and vacuum; \$30,000; Rehab manholes \$20,000; WWTP upgrades to reduce ammonia and total nitrogen \$50,000; Sludge management \$50,000	\$150,000	\$150,000
	67	Brownville	\$35,625	NE0112984	132		\$0	\$0
	30	Brunswick	\$38,250	NE0122254	138	Replace sewer mains \$500,000; Replace lift station \$200,000	\$700,000	\$700,000
	0	Burwell	\$44,135	NE0021172	1,210	Extend collection system to Industrial Park Subdivision \$550,000	\$550,000	\$550,000
	57	Butte	\$50,000	NE0139521	326		\$0	\$0
	27	Byron	\$53,056	NE0029271	83		\$0	\$0
	27	Cairo	\$64,583	NE0045080	785		\$0	\$0
	2	Callaway	\$47,639	NE3104111	539		\$0	\$0
	68	Cambridge	\$48,977	NE0024180	1,063	Collection system repairs \$600,000; Upgrade lift station pumps Harvest Meadows \$20,000; Installation of VFDs on oxidation ditch motors and oxygen probes \$80,000; South lift station pumps \$30,000; WWTF misc. pumps \$50,000	\$780,000	\$780,000

Funding List	Priority Points	Community	ACS 2014-2018 Est. MHI	NPDES ID#	US Census 2010 Est. POP	Project Description(s)	Project Est. Cost	SRF Est. Funding
	65	Campbell	\$45,938	NE0045098	347	Lagoon rehab \$200,000; Lift station rehab \$200,000; Sewer main CIPP improvements \$200,000	\$600,000	\$600,000
	41	Carroll	\$51,667	NE0023990	229	Rehab sewer mains & manholes \$100,000	\$100,000	\$100,000
	32	Cass County SID #2 - Greenwood Interchange		NE0112950			\$0	\$0
	22	Cedar Bluffs	\$53,750	NE0039888	610	Upgrade/ replace west lift station \$100,000	\$100,000	\$100,000
	27	Cedar Creek	\$78,125		390		\$0	\$0
	66	Cedar Rapids	\$57,500	NE0049158	382	Video inspection & clean sewer mains \$25,000; Rehab manholes & repair mains \$25,000; Lift station rehabilitation \$150,000	\$200,000	\$200,000
	37	Center	\$33,438	NE0043265	94	Sewer mapping \$8,000	\$8,000	\$8,000
	100	Central City	\$44,539	NE0025445	2,934	Mechanical WWTF improvements \$100,000; Lift station improvements \$100,000; Sewer collection system improvements \$500,000	\$700,000	\$700,000
	78	Chadron	\$52,201	NE0029190	5,851	Wastewater displacement through a center pivot, grading, & excavation \$432,000; Collection system improvements \$305,000; I&I study \$55,000; Replace 1500ft sanitary sewer \$100,000	\$892,000	\$892,000
GPR	65	Chambers	\$42,083	NE0129488	268	Collection system improvements, Wastewater lagoon improvements, and Irrigation \$1,000,000	\$1,000,000	\$1,000,000
	95	Chapman	\$38,500	NE0031747	287	Effluent pumps for land application \$60,000; Replace mains & repair manholes \$200,000; Lift station alarms \$20,000; Land application of wastewater \$75,000; Planning study \$22,000	\$377,000	\$377,000
	49	Chappell	\$45,673	NE00292111	929	Backup generator at waste water plant; \$60,000; Enclosing of head works; \$150,000	\$210,000	\$210,000
	27	Chester	\$45,208	NEU132977	232		\$0	\$0
	70	Clarks	\$47,188	NE0113549	369	Lift station replacement at two locations \$600,000	\$600,000	\$600,000

Funding List	Priority Points	Community	ACS 2014-2018 Est. MHI	NPDES ID#	US Census 2010 Est. POP	Project Description(s)	Project Est. Cost	SRF Est. Funding
	27	Clarkson	\$45,357	NE0021164	658	New grinder at lift station \$50,000; Sewer main repair \$50,000	\$100,000	\$100,000
	41	Clay Center	\$55,875	NE0045110	760	Sewer collection system repairs \$300,000; Lift station generator \$50,000;	\$350,000	\$350,000
	30	Clearview Utilities Corp.	\$50,307		115	Extension of Kearney wastewater collection system to subdivision and install subdivision collection system and connect to city when able \$1,600,000	\$1,600,000	\$1,600,000
GPR	80	Clearwater	\$48,500	NE0039781	419	New lagoon system \$1,900,000; New lift station \$200,000; Land application equipment \$50,000	\$2,150,000	\$2,150,000
	2	Cody	\$41,000		154		\$0	\$0
	56	Coleridge	\$56,250	NE0025429	473	Repair WWTF & repair collection system \$200,000	\$200,000	\$200,000
	50	Colon	\$69,722	NE0033499	110	Collection system upgrades - sewer main lining \$250,000	\$250,000	\$250,000
	51	Comstock	\$46,250	NE0023892	93	Sewer main repairs \$100,000	\$100,000	\$100,000
	41	Concord	\$35,000		166	Sewer main repair / replacement \$50,000	\$50,000	\$50,000
	22	Cook	\$41,750	NE0031640	321	Line 900 ft of sewer main \$45,000; Evaluation of collection system \$25,000	\$70,000	\$70,000
	61	Cortland	\$56,635	NE0027782	482	Lagoon engineering study \$25,000; Critical lagoon improvements \$500,000	\$525,000	\$525,000
	46	Cozad	\$44,985	NE0112828	3,977	Reline some sewer mains \$40,000; Infrastructure improvements \$50,000; New lift station \$60,000	\$150,000	\$150,000
	36	Craig	\$38,875		199	Riprap lagoon dikes \$80,000; Lagoon piping repairs \$20,000	\$100,000	\$100,000
	118	Crawford	\$40,547	NE0039799	997	2,500 LF sewer main replacement \$250,000; Remove & replace twelve (12) manholes \$144,000; SCADA upgrade at wastewater plant \$10,000	\$404,000	\$404,000
	64	Creighton	\$48,182	NE0021253	1,154	BAR screen / fine screen \$150,000; GRIT removal process \$100,000; Clean out digester \$25,000; Clean out aeration tank \$25,000	\$300,000	\$300,000
	30	Creston	\$40,000	NE0071424	203	Replace aging and deteriorated mains in the collection system \$300,000	\$300,000	\$300,000

Funding List	Priority Points	Community	ACS 2014-2018 Est. MHI	NPDES ID#	US Census 2010 Est. POP	Project Description(s)	Project Est. Cost	SRF Est. Funding
	70	Crofton	\$51,979	NE0049131	726	Lift station and WWTP improvements \$3,000,000	\$3,000,000	\$3,000,000
	26	Culbertson	\$42,788	NE0051624	595	Manhole rehabilitation \$50,000; Stormwater improvements to control excessive runoff in town \$150,000	\$200,000	\$200,000
	69	Dakota City	\$63,750	NE0024236	1,919		\$0	\$0
	36	Dalton	\$46,250	NE0132098	315	Construct new flume at lagoons \$20,300; Lagoon cell rehabilitation \$94,000	\$114,300	\$114,300
	45	Dannebrog	\$49,375	NE0045136	303	Sewer collection system sewer main repairs \$100,000; Lagoon improvements \$300,000	\$400,000	\$400,000
	17	Davenport	\$40,750		294		\$0	\$0
	26	Davey	\$62,500	NE0024295	154	Sewer system slip lining \$120,000	\$120,000	\$120,000
	31	Daykin	\$38,750	NE0045144	166	Sludge removal \$50,000; Sewer study \$20,000	\$70,000	\$70,000
	17	DeWeese	\$56,500		67		\$0	\$0
	51	Dodge	\$40,972	NE0042064	612	Generator \$80,000; Gate valves for basins \$40,000; Replace WWTP Comminutor \$20,000; Replace or line approximately 400 linear feet of defective sanitary sewer \$25,000; Concrete sidewalk repairs \$5,000	\$170,000	\$170,000
	82	Doniphan	\$59,821	NE0114952	829	Lagoon additions or water meters \$2,000,000; New main lift station and wet well, replace manhole \$350,000	\$2,350,000	\$2,350,000
	0	Dorchester	\$55,500	NE0021539	586	Wastewater collection system study \$20,000; Remove existing abandoned mechanical plant \$30,000; Collection system rehabilitation - replace manholes and mains (approx 7,000 LF) \$750,000; Replace pumps at lift station \$30,000; Replace controls at lift station \$10,000	\$840,000	\$840,000
	81	Douglas	\$51,250	NE0046159	173	Lift or pumping station to carry wastewater from cell 1 or 2 to old lagoon to be able to run in series. This would allow more retention time \$200,000; Water meter upgrades & Install all meters in meter pits by curb stops \$100,000	\$300,000	\$300,000
	17	DuBois	\$52,679	NE0121452	147		\$0	\$0
	26	Duncan	\$67,500	NE0046167	351	Sewer collection system improvements \$500,000	\$500,000	\$500,000

Funding List	Priority Points	Community	ACS 2014-2018 Est. MHI	NPDES ID#	US Census 2010 Est. POP	Project Description(s)	Project Est. Cost	SRF Est. Funding
	26	Dunning	\$38,125	NE0112691	103	Sanitary sewer main replacement \$100,000	\$100,000	\$100,000
	46	Dwight	\$57,813	NE0046175	204	Lift Station with radio alarm systems \$120,000; Sewer mains relining \$60,000; Manhole rehabilitation \$20,000	\$200,000	\$200,000
	26	Eddyville	\$42,656	NEG960041	97	Lift station pump replacement \$25,000; Lift station controls \$10,000; Video survey / inspection / clean sewers \$35,000	\$70,000	\$70,000
	47	Edgar	\$39,750	NE0021695	498	Sewer collection system repairs \$100,000	\$100,000	\$100,000
	100	Edison	\$32,188	NE0023817	133	Video inspection and clean mains \$25,000; Root removal of outfall line, line outfall \$25,000; New lagoon construction & force main construction - phase II \$1,000,000; Water meter replacement \$130,000; Manhole rehabilitation/ manhole sealing \$30,000	\$1,210,000	\$1,210,000
	42	Elgin	\$56,406	NE0039811	661	Sanitary sewer collection system study (preliminary engineering report) \$25,000; Building repair at treatment plant \$40,000; Upgrade controls at treatment plant \$50,000	\$115,000	\$115,000
	31	Elmwood	\$68,359	NE0112127	634	10 blocks sewer main replacement \$200,000; Replace water meters and update to radio read \$40,000; High-speed internet and computer \$6,000	\$246,000	\$246,000
	26	Elsie	\$50,938	NEU133027	106	Village would like to pump out the active septic tanks and jet all the sewer mains in town 19,600 lf sewer @ \$1.50/ lf \$29,400; 75 septic tanks pumped @ \$500 each \$37,500; admin and engineering bid \$6,000	\$72,900	\$72,900
	41	Elwood	\$58,393	NE0031755	707	Dredge lagoons \$100,000; Monitoring wells \$100,000; Sewer study \$20,000; Lagoon rip-rap, gravel on roads \$120,000	\$340,000	\$340,000
	17	Elyria	\$70,938		51		\$0	\$0
	53	Emerson	\$57,500	NE0041351	840	WWTF Upgrades \$300,000	\$300,000	\$300,000
	66	Ewing	\$46,111	NE0043699	387	Remove and replace 3 sewer blocks \$80,000	\$80,000	\$80,000
	41	Exeter	\$57,955	NE0040941	591	Land application \$300,000; Sewer replacement / relining \$200,000; Demolition of old lift station \$50,000	\$550,000	\$550,000

Funding List	Priority Points	Community	ACS 2014-2018 Est. MHI	NPDES ID#	US Census 2010 Est. POP	Project Description(s)	Project Est. Cost	SRF Est. Funding
F	110	Fairbury	\$37,386	NE0024384	3,942	Headworks and Influent pump station improvement \$370,000; New grit removal \$230,000; Pre-aeration rehab \$35,000; Primary clarifier rehab \$160,000; Primary effluent manhole valve replacement \$20,000; Aeration basin additions \$740,000; Additional blowers \$170,000; Final clarifier rehab \$170,000; New final clarifier \$340,000; Rework existing RAS pumping system \$120,000; Misc. site piping and valve replacement \$60,000; Remove existing belt press \$25,000; Replace UV equipment \$170,000; Administration building lab roof \$20,000	\$2,630,000	\$2,630,000
	51	Fairfield	\$37,321	NE0045152	387	Continued collection system work \$100,000	\$100,000	\$100,000
	91	Fairmont	\$56,667	NE0042374	560	Sewer collection system CIPP improvements \$200,000	\$200,000	\$200,000
F	81	Falls City	\$43,363	NE0021148	4,325	Replacement of critical lift station that is 25 years old \$400,000; Rehab of manholes and repair/replacement of mains \$500,000; Engineering study \$30,000	\$930,000	\$930,000
	27	Farnam	\$55,000	NE0021512	171		\$0	\$0
	66	Farwell	\$53,750	NE0045161	122	Video inspection of sewers & clean \$25,000; Manhole rehab & sewer repairs \$25,000; Sewer study \$20,000	\$70,000	\$70,000
	51	Firth	\$55,893	NE00112241	590	Line / rehab sewer mains and manholes \$500,000	\$500,000	\$500,000
	24	Fort Calhoun	66,343	NE0021113	908	TV inspection / spot repairs / slip lining \$100,000; Sanitary Sewer Extension \$100,000	\$200,000	\$200,000
	28	Franklin	\$47,150	NE0045187	1,000	Sewer collection system repairs \$250,000; Lagoon rehab \$250,000	\$500,000	\$500,000
	39	Friend	\$61,705	NE0024007	1,027	Sanitary sewer inflow/infiltration study \$45,000; Sanitary sewer repair/replacement \$200,000	\$245,000	\$245,000
GPR	99	Fullerton	\$43,125	NE0026638	1,307	Dredge north, south, and irrigation ponds \$180,000	\$180,000	\$180,000

Funding List	Priority Points	Community	ACS 2014-2018 Est. MHI	NPDES ID#	US Census 2010 Est. POP	Project Description(s)	Project Est. Cost	SRF Est. Funding
	35	Funk	\$58,500	NE0132691	194	New force main to lagoons, new control structures, transfer pipes and new lagoon cell \$750,000	\$750,000	\$750,000
	66	Garland	\$55,000	NE0023931	216	Wastewater facility plan \$20,000; Collection system televising \$10,000; Lining deficient portions of the collection system \$100,000	\$130,000	\$130,000
	2	Garrison	\$43,750		54		\$0	\$0
	33	Geneva	\$52,292	NE0031763	2,217	Sewer collection system repairs \$250,000; Sanitary sewer extension \$500,000	\$750,000	\$750,000
	98	Gering	\$60,047	NE0027936	8,500	Construct diffuser system for the WWTP effluent (for NPDES permit compliance) \$440,000; Construct chlorine contact basin (for NPDES E. coli compliance) \$225,000; Construct new accelerated aeration basin for wastewater treatment plant reliability \$1,250,000; Replace insulated covers on anaerobic basins 1-B and 2-B \$300,000	\$2,215,000	\$2,215,000
	74	Gibbon	\$58,427	NE0029297	1,833	Gas building upgrades \$50,000; Misc. influent structure upgrades & SBR improvements \$200,000; Upgrade DO controls for SBR; \$20,000;	\$270,000	\$270,000
	17	Gilead	\$40,625	NE0129712	39		\$0	\$0
	30	Giltner	\$60,000	NE0045209	352	Rehabilitation of south lift station \$350,000; Sewer main replacement \$300,000	\$650,000	\$650,000
	31	Glenvil	\$56,250	NE0039829	310	Standby generator lift station \$25,000; Rehab west lagoon cell \$250,000	\$275,000	\$275,000
	61	Goehner	\$62,188	NE0023850	154	Preliminary Engineering Report \$30,000; Collection system lining and point repairs \$200,000	\$230,000	\$230,000
	53	Gordon	\$35,976	NE0039837	1,612	Collection system repairs \$750,000; I & I study \$100,000	\$850,000	\$850,000
	64	Gothenburg	\$64,286	NE0047376	3,574	Rehab wet well and concrete structures \$55,000; Replace old collection lines \$8,550,000; Facility Plans for Wastewater System \$15,000	\$8,620,000	\$8,620,000
	76	Grafton	\$51,250	NE0045217	126	Sanitary sewer collection system improvements \$100,000; New sewer system maps \$10,000	\$110,000	\$110,000
	4	Grant	\$60,156	NE0071492	1,165		\$0	\$0

Funding List	Priority Points	Community	ACS 2014-2018 Est. MHI	NPDES ID#	US Census 2010 Est. POP	Project Description(s)	Project Est. Cost	SRF Est. Funding
	45	Greeley	\$45,278	NE0049212	466	Camera inspection in service lines and repairs where necessary \$300,000; Construction of new WWTF (3 cell lagoon) and lift station due to flooding \$2,000,000	\$2,300,000	\$2,300,000
	60	Gresham	\$50,417	NE0027359	223	Sewer rehab work \$300,000; Culvert replacement, ditch cleaning \$40,000; Lift station mixers \$20,000; Control upgrades \$15,000; Replace piping lift station to north pond / install clean out \$40,000	\$415,000	\$415,000
	35	Gretna	\$80,713	NE0112810	4,441	Buffalo Creek sanitary sewer phases 3 \$800,000; Tiburon sub-interceptor sewer - phase 2b \$3,500,000; North sub-interceptor sewer extension \$550,000	\$4,850,000	\$4,850,000
	91	Guide Rock	\$47,813	NE0021601	225	Sewer collection system improvements (CIPP) \$200,000	\$200,000	\$200,000
	36	Hadar	\$78,750	NE0024210	293	Collection system slip lining \$100,000; Lagoon repairs \$200,000	\$300,000	\$300,000
	75	Haigler	\$40,250	NE0083663	158	Cleaning, video inspection and installation of approximately 1,200 linear feet of an 8-inch CIPP with service connection lines \$50,000; construction of the existing wastewater lagoons with a compacted clay liner utilizing soil from a borrow site southwest of the Village. The reconstructed lagoon will function as a complete retention facility \$640,000	\$690,000	\$690,000
	45	Hallam	\$78,125	NE0028282	213	Install riprap around lagoons \$110,000; CIPP and spot repairs \$150,000; Lift station for new development \$200,000; Lagoon expansion for new developments \$700,000	\$1,160,000	\$1,160,000
	55	Halsey	\$35,938	NE0114804	76	Video survey and cleaning mains \$35,000; Collection mains \$150,000; Lagoon \$100,000; Lift station \$150,000	\$435,000	\$435,000
	36	Hampton	\$68,500	NE0114979	423	Sludge removal \$30,000; Sewer main study \$40,000; Lift station generator & building \$130,000; New discharge at lagoon LF \$100,000	\$300,000	\$300,000
	71	Harbine	\$76,094	NE0114171	49	Lagoon land application system \$75,000	\$75,000	\$75,000
	90	Hardy	\$37,750	NE0045225	159	Repair and replace collection lines \$200,000	\$200,000	\$200,000

Funding List	Priority Points	Community	ACS 2014-2018 Est. MHI	NPDES ID#	US Census 2010 Est. POP	Project Description(s)	Project Est. Cost	SRF Est. Funding
	38	Hartington	\$45,543	NE0049115	1,554	Upgrade electrical & equipment at WWTF \$300,000; Sewer repairs \$100,000; Screen at WWTF \$150,000; Extension of service \$100,000	\$650,000	\$650,000
	45	Hastings	\$47,528	NE0038946	24,907	Primary Anerobic Digester Upgrade \$1,450,000; Sewer main additions \$350,000; Phase 3 sewage lagoon (flint project) \$850,000	\$2,650,000	\$2,650,000
	60	Hay Springs	\$37,269	NE0112704	570	Repair and replace several blocks of sewer mains \$450,000; Storm water improvements \$100,000; Facility plan \$50,000	\$600,000	\$600,000
	27	Hayes Center	\$36,875	NEU133086	214	Cleanout improvement at WWTF \$5,000	\$5,000	\$5,000
	51	Hazard	\$36,667	NEU133094	70	Sewer Main Repairs \$50,000; Clean/Flush Sewers \$20,000	\$70,000	\$70,000
	104	Hebron	\$50,990	NE0024252	1,579	Update valving in RAS/ WAS system; \$20,000; Address I&I manhole rehab/ line sewer mains controls for lift stations, SCADA system; \$100,000	\$120,000	\$120,000
	37	Hemingford	\$66,250	NE0139360	803	Inflow and infiltration study \$50,000; Upgrade sewer mains and rehabilitate manholes; \$250,000; Water meter replacement with radio read meters \$400,000; Trunk main sewer line replacement \$552,500; Collection system extension to east \$75,000	\$1,327,500	\$1,327,500
	39	Henderson	\$58,702	NE0023906	991	Sewer main replacement \$75,000	\$75,000	\$75,000
	26	Herman	\$39,000	NE0049107	268	Replacement of main lift station (aging equipment with frequent repairs needed) \$181,400	\$181,400	\$181,400
	2	Hershey	\$55,938	NE0112801	665		\$0	\$0
	47	Hickman	\$96,719	NE0046183	1,657	Sewer rehabilitation and replace 6-inch mains with 8-inch mains (approx. 12,000 LF) \$3,150,000; Main replace: 1st to 3rd in alley (between Locust and Walnut) approx. 775 L.F. \$205,000; WWTF Headworks improvements (bar screen, additional clarifier, controls, electrical) \$2,502,000; Main replace: 5 th between Cedar and Maple – 400 LF\$100,000	\$5,957,000	\$5,957,000

Funding List	Priority Points	Community	ACS 2014-2018 Est. MHI	NPDES ID#	US Census 2010 Est. POP	Project Description(s)	Project Est. Cost	SRF Est. Funding
	36	Hildreth	\$53,281	NE0133809	378	Testing & seal south lagoon \$100,000; Video survey & cleaning mains and repairs \$35,000	\$135,000	\$135,000
	81	Holbrook	\$47,708	NE0023833	207	Grinder at lift station \$50,000; Replacement pumps at lift station \$15,000; Alarm system/ Auto dialer/ SCADA upgrades for lift station \$5,000; valve maintenance at lagoons \$5,000	\$75,000	\$75,000
	77	Holdrege	\$51,615	NE0021202	5,495	Additional SBR Basin and WWTP Upgrade; \$1,600,000; Misc. WWTP Upgrades; \$500,000; Misc. Sanitary sewer main extensions and replacements; \$250,000; Misc. Sanitary sewer manholes replace and rehab; \$200,000	\$2,550,000	\$2,550,000
	56	Holstein	\$40,469	NEG960018	214	Wastewater riprap and fencing \$75,000	\$75,000	\$75,000
	62	Homer	\$52,386	NE0025453	549	Sanitary sewer system televising and cleaning \$50,000; Wastewater system facility plan \$30,000; Lift station backup generator \$40,000	\$120,000	\$120,000
	68	Hooper	\$54,861	NE0049093	830	Remove an existing 8" sewer main & replace with a 12" main that runs in Elk St from Main St to Elm St. (700') \$225,000; Slip line the existing 12" sanitary sewer main that runs in Hwy 275 (1800') \$110,000	\$335,000	\$335,000
	35	Hoskins	\$55,000	NE0029289	285	Renovate/repair collection system mains & manholes \$100,000; Lift station rehab \$250,000; Upgrade existing lagoons \$475,000; Generator \$50,000	\$875,000	\$875,000
	76	Howells	\$59,773	NE0046205	561	Sewer main repairs; \$100,000; Wastewater lagoon repairs; \$100,000	\$200,000	\$200,000
	35	Hubbard	\$49,750	NE0041319	236	Updated sewer system study \$30,000; Expansion of controlled discharge lagoon system \$800,000	\$830,000	\$830,000
	80	Hubbell	\$30,313	NE0044547	68	Sanitary sewer collection system improvements \$100,000; Lagoon Rehabilitation \$200,000	\$300,000	\$300,000

Funding List	Priority Points	Community	ACS 2014-2018 Est. MHI	NPDES ID#	US Census 2010 Est. POP	Project Description(s)	Project Est. Cost	SRF Est. Funding
	31	Humphrey	\$53,125	NE0049085	760	Rehabilitation or replacement of a portion of the existing collection system \$650,000; Rehabilitation or replacement of manholes in the collection system \$125,000	\$775,000	\$775,000
	55	Hyannis	\$51,607		182	Sanitary sewer manhole replacement & sanitary sewer main replacement \$300,000	\$300,000	\$300,000
	38	Imperial	\$60,018	NE0021491	2,071	Lagoon expansion and possible land application \$800,000; Improve water quality mixers \$80,000; Collection system improvements / extension \$200,000; Airport storm drainage \$200,000	\$1,280,000	\$1,280,000
	2	Indianola	\$44,833	NE0112712	584		\$0	\$0
	45	Inglewood	\$47,083		325	Move main sewer line and increase size \$500,000	\$500,000	\$500,000
	2	Jackson	\$57,500		223		\$0	\$0
	61	Jansen	\$41,875	NE0045233	118	Sanitary sewer collection system improvements \$100,000	\$100,000	\$100,000
	60	Juniata	\$63,661	NE0028100	755	Stormwater management - detention / retention basins \$843,710; Wastewater treatment facility repairs \$500,000; Replacement lift station \$250,000; 14th Street sewer main - new \$196,800; 5th Street sewer main - replacement \$138,900	\$1,929,410	\$1,929,410

Funding List	Priority Points	Community	ACS 2014-2018 Est. MHI	NPDES ID#	US Census 2010 Est. POP	Project Description(s)	Project Est. Cost	SRF Est. Funding
F	73	Kearney	\$51,333	NE0052647	30,787	35th and 17th Ave lift station renovations \$150,000; 11th Street and 30th Avenue West \$710,000; 4th Street from Avenue M East to WWTP \$4,900,000; Kearney East Expressway from WWTP North to Hwy. 30 \$9,410,000; CNVH to TECH ONE Crossing \$1,780,000; West Kearney IT Park \$1,530,000; NE sanitary sewer trunk main to Clearview \$2,300,000; Clearview to 56 th street LS \$5,477,000; Talmadge Development District \$2,230,000; Yanney Ave. east to 17th \$390,000; 30th Ave West to Knapps \$240,000; Canal Heights \$610,000; Yanney Ave. 11th St. to NRR St. \$870,000; 24 th Ave – 11 th St. to NRR St. \$700,000; 16th St. from Buckle Add. To Yanney Ave. \$540,000; WWTF trunk line extension to 11th Avenue w/LS \$970,000; Yanney Ave. - west toward 30th Avenue \$960,000; Elimination of 39th and 20th Lift Station \$430,000; Avenue E - 56th to Remington Heights \$1,330,000; Phase II - WWTF improvements \$21,500,000; Yendra Property - North of Cooks on 11th \$1,010,000; Airport lining \$310,000; Patriot park west extension \$1,520,000; Eaton LS North to 56 th \$4,740,000	\$64,607,000	\$21,500,000
	9	Kenesaw	\$60,855	NE0021555	880		\$0	\$0
	2	Kilgore	\$58,750		77		\$0	\$0
	57	Kimball	\$43,063	NE0021644	2,496	New effluent discharge line \$600,000; Electrical panel upgrade - wastewater plant \$40,000; Security fencing - Wastewater treatment plant \$75,000; Install new sewer line to East interchange \$1,000,000; Install new sewer line to Industrial Park \$1,000,000; Rehab sewer mains & install new manholes \$1,000,000	\$3,715,000	\$3,715,000

Funding List	Priority Points	Community	ACS 2014-2018 Est. MHI	NPDES ID#	US Census 2010 Est. POP	Project Description(s)	Project Est. Cost	SRF Est. Funding
F	2	Knox County				Lift station replacement \$250,600 – Emergency Loan	\$250,600	\$250,600
F	2	Knox County				Bank stabilization \$729,300	\$729,300	\$729,300
GPR	68	Laurel	\$47,700	NE0023922	964	CIPP (Slip lining sewer main) \$250,000; CCTV sewer mains \$10,000; Install Storm Sewer Pipe System;120,000; Sewer main extension \$100,000; WWTF tank repair; \$50,000; Replace manholes and stub new sewer main; \$63,000	\$593,000	\$593,000
	55	Lawrence	\$45,313	NE0042382	304	Sewer collection system repair \$200,000; Water Meter Replacements \$200,000	\$400,000	\$400,000
	26	Leigh	\$50,234	NE0112101	405	Rehab sewer mains and manholes \$250,000	\$250,000	\$250,000
	64	Lexington	\$53,701	NE0042668	10,230	Major plant improvements \$10,000,000	\$10,000,000	\$10,000,000
	102	Lincoln	\$49,794	NE0112488 / NE0112488	258,379	Selected repair / replacement of WW facility assets and collectors \$4,000,000; Influent pumping upgrades at the Northeast WWRF; \$3,000,000; UV disinfection improvements TSWRRF \$2,200,000; Solids dewatering improvements at the NEWRRF \$7,000,000; Nitrification air distribution & ABAC improvements at the Teresa Street / Northeast WWTFs \$6,000,000; Odor control improvements TSWRRF \$4,000,000; Process gate replacements at the Teresa Street WWTF/ Northeast WWTFs \$1,000,000; West A sanitary sewer Phase II rehabilitation \$1,000,000; West A sanitary sewer Phase III rehabilitation \$2,600,000; Southwest trunk extension \$850,000; 48" trunk repair \$1,000,000	\$32,650,000	\$32,650,000
	66	Lindsay	\$69,583	NE0027278	255	Replace sewer mains \$100,000; Sewer extensions \$100,000	\$200,000	\$200,000
	27	Linwood	\$36,250		88		\$0	\$0
	22	Litchfield	\$51,625	NE0039870	262	Sludge removal \$60,000; Jet and clean mains \$20,000	\$80,000	\$80,000
	26	Lodgepole	\$40,500	NE0112542	318	South sanitary sewer main improvements on the south side of Lodgepole \$100,000	\$100,000	\$100,000

Funding List	Priority Points	Community	ACS 2014-2018 Est. MHI	NPDES ID#	US Census 2010 Est. POP	Project Description(s)	Project Est. Cost	SRF Est. Funding
	65	Loomis	\$48,750	NE 0045241	382	Lagoon addition \$800,000; Sewer extensions for subdivision \$125,000	\$925,000	\$925,000
	17	Lorton	\$86,250		41		\$0	\$0
	69	Louisville	\$72,125	NE0024228	1,106		\$0	\$0
	73	Loup City	\$38,672	NE0045250	1,029	2,000 L.F. Replacement mains \$350,000; Land application equipment \$100,000; Lift station upgrades \$100,000	\$550,000	\$550,000
	100	Lyman	\$50,313	NE0112208	341	Lagoon expansion \$800,000	\$800,000	\$800,000
	80	Lynch	\$32,083	NE0049204	245	Rehabilitate cell 2 \$450,000; Replace lift station \$650,000	\$1,100,000	\$1,100,000
	127	Lyons	\$41,523	NE0049182	851	Sewer main replacement \$800,000; Lagoon aeration system \$12,000; UV process system \$65,000; Land application system \$70,000	\$947,000	\$947,000
	64	Madison	\$53,036	NE0049174	2,438	Sanitary sewer collection system study (PER); \$50,000; Grinder/ Comminutor North Main Street; \$110,000	\$160,000	\$160,000
	61	Malcolm	\$65,000	NE0024261	382	Grit/trash removal system \$200,000; Replacement sewer mains \$150,000	\$350,000	\$350,000
	61	Malmo	\$80,625	NE0121924	120	Lagoon needs to be cleaned out; \$100,000	\$0	\$0
	35	Manley	\$63,125	NE0042340	178	Pipe sewer lining \$100,000; Sewer pipe replacement \$150,000; Lift station replacement \$150,000; Preliminary engineering report \$20,000	\$420,000	\$420,000
	51	Marquette	\$45,000	NE0046213	229	Sewer lining / CCTV collection system \$100,000	\$100,000	\$100,000
	55	Martinsburg	\$43,462		94	Sanitary sewer collection system rehabilitation / relining \$100,000	\$100,000	\$100,000
	55	Mason City	\$35,833	NEU133281	171	New lagoon cell & rehab existing cells \$600,000; Replace existing lift station \$300,000; Main repairs \$50,000	\$950,000	\$950,000

Funding List	Priority Points	Community	ACS 2014-2018 Est. MHI	NPDES ID#	US Census 2010 Est. POP	Project Description(s)	Project Est. Cost	SRF Est. Funding
	76	McCook	\$40,264	NE0021504	7,698	Replace / rehabilitate one primary and two secondary drive units \$400,000; Casey's / Chief sewer main replacement \$100,000; South Hwy 83 sewer main replacement \$1,000,000; Federal Street to Barnett Park main & additional lift station 1,000,000; Water meter replacement \$300,000; West golf course lift station replacement \$210,000; West golf course sewer extension \$700,000 Q Street sewer extension, Fair Acres to Hwy 83 \$950,000; Replacement/Rehabilitation WWTF main outfall with diffuser \$275,000; SCADA system and additional radio communication equipment at lift stations and WWTF SCADA system \$100,000; Sludge hauling truck and land application equipment or sludge press equipment & installation \$500,000; Collection system video inspection camera \$110,000; WWTF RBC replacement (3 trains) \$1,800,000; Headworks rehabilitation, comminutor replacement, automated fine screen at WWTF \$250,000; Marsh Street sewer improvement \$60,000; Replace sludge heat exchanger system \$350,000; Karrer park lift station pump & controls rehabilitation \$60,000; "S" street sewer extension to west of Hwy 83 \$360,000; Sewer manhole rehabilitation, 25 manholes \$150,000; Upgrade "M" street lift station \$25,000; Replace 10" sewer main on East 13th Street from alley north to "A" street \$65,000; Rehabilitation of non-potable water system at WWTF; Expansion of cation waste lagoons (\$150,000/acre) or construction of reuse system \$600,000	\$9,365,000	\$9,365,000
	22	McCool Junction	\$61,250	NE0121932	409	Sewer lining 600' \$30,000; Sewer extensions 800' \$40,000	\$70,000	\$70,000
	55	McLean	\$66,875		36	Sewer lagoon \$200,000	\$200,000	\$200,000
	26	Mead	\$63,906	NE0024309	569	Inspect, clean, and line/ rehab sewer mains & manholes to reduce I/I \$425,000	\$425,000	\$425,000
	40	Meadow Grove	\$42,188	NE0030741	301	Study \$25,000; Sewer repair / replacement \$150,000; WWTF \$600,000	\$775,000	\$775,000
	51	Melbeta	\$53,472		112	Replacement of sanitary sewer in alley west of main street, 6th Street and one block on 3rd Street \$100,000	\$100,000	\$100,000

Funding List	Priority Points	Community	ACS 2012-2016 Est. MHI	NPDES ID#	US Census 2010 Est. POP	Project Description(s)	Project Est. Cost	SRF Est. Funding
	55	Merriman	\$46,250	NE0114839	128	Lift station rehab for 2 lift stations \$750,000; CCTV of sewer mains \$25,000	\$775,000	\$775,000
	64	Milford	\$52,500	NE0024333	2,090	Sewer main relining \$125,000; Sewer main replacement \$50,000; Manhole rehabilitation \$50,000	\$225,000	\$225,000
	60	Miller	\$21,875	NE0044997	136	Fencing around lagoon \$40,000; Effluent pumps for land application \$50,000; Video mains \$40,000; Repair/clean mains \$90,000; Sewer study \$20,000; Sludge removal \$50,000	\$290,000	\$290,000
	35	Milligan	\$33,750	NE0023981	285	Sewer collection system repair \$200,000; Lift station and force main repair \$300,000	\$500,000	\$500,000
	82	Minatare	\$45,391	NE0043290	816	Lagoon aeration \$550,000; Lagoon rehabilitation \$2,000,000;	\$2,550,000	\$2,550,000
	45	Minden	\$49,643	NE0025411	2,923	Storm sewer improvements at Cemetery, East Hastings, South Garfield, West 1st, \$1,000,000; Collection system master plan \$100,000; Holding tank and pumps station for backwash water recovery for water treatment plant \$350,000; Installation of solar garden to offset power of WWTP \$600,000; VFD installation on 30 HP blowers at WWTP \$70,000; Water reuse and reclamation project, reusing effluent to water city golf courses \$100,000	\$2,200,000	\$2,200,000
	29	Mitchell	\$45,304	NE0026123	1,702		\$0	\$0
	35	Monroe	\$50,250	NE0046221	284	Land Application lagoon system \$2,112,400	\$2,112,400	\$2,112,400
	52	Morrill	\$51,579	NE0023761	921	Green infrastructure - upsize existing storm sewer/sewer extension \$1,300,000; Sewer vac truck \$100,000	\$1,400,000	\$1,400,000
	40	Morse Bluff	\$36,250		135	Collection System \$500,000; Lagoon \$500,000	\$1,000,000	\$1,000,000
	46	Mullen	\$37,328	NE0133329	509	Lagoon improvements \$100,000; Study PER \$25,000; Sewer collection system new, replacement \$200,000	\$325,000	\$325,000
	65	Murdock	\$48,750		236	Lagoon expansion \$500,000; Whole town sewer and water infrastructure \$500,000	\$1,000,000	\$1,000,000
	2	Murray	\$67,500		463		\$0	\$0
	52	Naper	\$27,125	NE0033260	84		\$0	\$0

Funding List	Priority Points	Community	ACS 2014-2018 Est. MHI	NPDES ID#	US Census 2010 Est. POP	Project Description(s)	Project Est. Cost	SRF Est. Funding
	78	Nebraska City	\$44,891	NE0021245	7,289	Install effluent pump station to be able to discharge to Missouri River during high level flood events; \$450,000; Install final effluent filtration system to enhance plant effluent quality; \$900,000	\$1,350,000	\$1,350,000
	64	Neligh	\$44,602	NE0037010	1,599	Wastewater collection system study (PER) \$50,000; Backup pump at the main lift stations \$20,000; Replacement of main sewer lines \$200,000	\$270,000	\$270,000
	67	Newcastle	\$48,000	NE0049077	325	Reline leaking wastewater mains approximately 3 blocks; \$30,000	\$30,000	\$30,000
	51	Newport	\$53,125		97	Flush and clean collection system \$25,000	\$25,000	\$25,000
F	120*	Nickerson (1)	\$43,906	NE0024287	369	Lagoon slope repairs / I&I study \$254,000; Replace 8-inch sewer main \$125,000; Lift station improvements \$172,000	\$551,000	\$551,000
	130	Niobrara	\$38,750	NE0030716	370	Possible repairs for lagoon \$500,000	\$500,000	\$500,000
	83	Norfolk	\$49,490	NE0033421	24,210	Omaha Avenue Lift Station, force main, and gravity sewer improvement \$6,600,000; WPC Facility Effluent Reuse \$12,200,000; WPC rehabilitation and plant improvements; \$35,000,000; Braash Sewer, 1st to 5th Street \$300,000; Highway 35 Interceptor \$2,035,000; Replace 30" sewer from 8 th & Omaha Ave to 4 th & Washington \$954,000	\$57,089,000	\$57,089,000
	53	North Bend	\$69,250	NE0040924	1,177	Slip lining improvements 8", 10", 12", 18" diameter sewer main slip lining (10,000'); \$350,000; Spot repair improvements: repair various spots around the collection system that are damaged and in need of repair; \$75,000; UV System upgrades; \$80,000; Replace manholes along Hwy 79 \$75,000; Grout line existing manholes \$55,000; Sanitary facility plan \$30,000	\$665,000	\$665,000
	51	North Loup	\$28,125	NE0029173	297	Televised & clean mains \$40,000; 1500 LF sanitary sewer replacement \$100,000; 1200 LF lining \$50,000	\$190,000	\$190,000
	81	Oakdale	\$37,750	NE0049069	322	Sanitary sewer collection system improvements (CIPP) \$100,000	\$100,000	\$100,000

Funding List	Priority Points	Community	ACS 2014-2018 Est. MHI	NPDES ID#	US Census 2010 Est. POP	Project Description(s)	Project Est. Cost	SRF Est. Funding
	79	Oakland	\$61,250	NE0024023	1,244	Sanitary main televised/cleaned \$20,000; Sewer main relining \$150,000; Sewer main repairs \$50,000; Manhole repairs \$20,000	\$240,000	\$240,000
	70	Oconto	\$53,500	NE0131997	151	Replace sewer mains \$500,000; Rehab lagoon cell \$150,000	\$650,000	\$650,000
	65	Odell	\$45,000	NE0040975	307	New lagoon \$1,500,000; Slip lining \$80,000; Replace sewer lines \$80,000; TV Inspection \$20,000; New residential pump station \$15,000	\$1,695,000	\$1,695,000
	41	Ohiowa	\$34,000	NE0129453	115	Sanitary sewer main replacement \$100,000	\$100,000	\$100,000
	116*	Omaha (1)	\$56,780	NE0133680	408,958	Riverview/Blake St. Lift Stations \$22,000,000; Missouri River WEEF Biogas Improvements \$9,000,000; CSO 102 box culvert outfall repairs \$1,750,000; Papio WRRF Digester Complex Improvements \$5,000,000; Papillion interceptor improvements \$5,000,000; Saddle Creek RTB \$90,000,000; Forest lawn separation \$17,000,000; Cole Creek CSO 202 Phase I \$1,500,000; Jones street sewer rehab \$8,000,000; Exposed sewer crossing phase 1 & 2 \$3,000,000	\$162,250,000	\$31,000,000
GPR	94	O'Neill	\$54,375	NE0049051	3,705	Infiltration due to flooding and high ground water - lining 40 blocks of clay sewer; \$800,000	\$800,000	\$800,000
	59	Ord	\$48,239	NE0024392	2,112	Sewer main CIPP improvements \$500,000	\$500,000	\$500,000
	55	Orleans	\$42,083	NE0045268	386	Erosion repair, sludge removal \$200,000; Riprap \$500,000; Evaluation of sewer facility; \$25,000	\$725,000	\$725,000
	58	Osceola	\$59,583	NE0046230	880	New room on control building, miscellaneous system repairs \$60,000; Concerns with ammonia limits \$1,000,000	\$1,060,000	\$1,060,000
	72	Oshkosh	\$40,375	NE0021181	884	Lagoon rehab / replacement (Alt. B) \$2,100,000; Collection system repairs \$105,000; CCTV & clean sewer lines \$50,000	\$2,255,000	\$2,255,000
	50	Otoe	\$53,958	NE0121673	171	Replace sewer mains (approx. 11,250 LF) and manholes (approx. 32) \$1,258,000; Lift station improvements (partial replacement) \$400,000	\$1,658,000	\$1,658,000
	65	Overton	\$42,159	NEU133370	594	Seal lagoon cells \$150,000; Rip rap \$750,000	\$900,000	\$900,000

Funding List	Priority Points	Community	ACS 2014-2018 Est. MHI	NPDES ID#	US Census 2010 Est. POP	Project Description(s)	Project Est. Cost	SRF Est. Funding
	81	Oxford	\$47,019	NE0031828	779	Sanitary lift station variable frequency drives \$35,000; Sanitary lift station control panel upgrade \$30,000; Miscellaneous sanitary sewer main extensions & replacement \$150,000; Miscellaneous sanitary sewer manhole replacement & rehabilitations \$150,000	\$365,000	\$365,000
	36	Palisade	\$46,607	NE0026115	351	Portable emergency generator at lift station \$35,000; Level gauges & erosion protection at WW Lagoon \$200,000; Construction of new sewer manhole & rehab of a min of 3 manholes \$15,000	\$250,000	\$250,000
	42	Palmer	\$51,250	NE0031259	472		\$0	\$0
	37	Palmyra	\$60,833		545	Add a third lagoon in 2021 \$500,000	\$500,000	\$500,000
	89	Pawnee City	\$41,635	NE0042048	878		\$0	\$0
	56	Paxton	\$64,750	NE0041289	523	Land sprinkler \$50,000; Repair lagoons \$50,000; Sewer main extension \$370,000; Clean mains \$25,000; Road gravel on access road and dikes \$6,000; New valve for lagoon diversions \$5,000; New meter for lift station \$4,000	\$510,000	\$510,000
	82	Pender	\$62,500	NE0040908	1,002	Replace/ upgrade manholes \$50,000; Sewer line repairs \$1,000,000; Control upgrade WWTF \$150,000; Clarifier repair \$50,000; Lift station for lagoon recirculation; \$100,000; Planning documents; \$40,000	\$1,390,000	\$1,390,000
	82	Peru	\$50,357	NE0112232	865	Sanitary sewer evaluation survey (SSES) \$150,000; Collection system improvements for I&I reduction \$500,000; Lagoon floodproofing measures or replacement of lagoons; \$7,500,000	\$8,150,000	\$8,150,000
	81	Petersburg	\$41,500	NE0029157	333	Replacement and rehab of existing collection system \$200,000; Wastewater system Study (PER) \$30,000	\$230,000	\$230,000
	110	Phillips	\$45,000	NE0124311	287	Collection system improvements \$50,000; Rip rap on banks \$460,000; Sludge removal \$60,000	\$570,000	\$570,000
	84	Pierce	\$59,138	NE0042331	1,767	Clean, camera, and repair 10-12 blocks of sewer mains; \$30,000	\$30,000	\$30,000
	97	Pilger	\$54,167	NE0027294	352	Clean main and repairs; \$70,000	\$70,000	\$70,000

Funding List	Priority Points	Community	ACS 2014-2018 Est. MHI	NPDES ID#	US Census 2010 Est. POP	Project Description(s)	Project Est. Cost	SRF Est. Funding
	63	Plainview	\$42,202	NE0021741	1,246	Sewer main repairs / replace \$400,000; Lagoons rehab, sludge disposal \$150,000; Lift station \$150,000; Sewer mains / inspections \$30,000	\$730,000	\$730,000
	31	Platte Center	\$52,609	NE0046264	336	Collection system improvements & expansion & SCADA controls \$200,000	\$200,000	\$200,000
	97	Plattsmouth	\$49,609	NE0021121	6,502	Wastewater treatment plant relocation; \$6,000,000	\$6,000,000	\$6,000,000
	22	Pleasant Dale	\$62,813		205	Closed circuit inspection study \$25,000	\$25,000	\$25,000
	40	Pleasanton	\$51,250	NE0045292	341	1,500 LF sewer line replacement \$100,000; Remove sludge \$100,000; Rehab inactive lagoon \$300,000	\$500,000	\$500,000
	90	Plymouth	\$44,792	NE0040894	409	Land application from existing lagoons \$400,000; Existing lagoon rehabilitation, depth markers, & other lagoon improvements \$600,000; Sewer collection system improvements \$300,000	\$1,300,000	\$1,300,000
	31	Polk	\$34,643	NE0021652	322	Remove sludge \$65,000; CCTV sewers & clean \$25,000; Renovate lift station \$150,000	\$240,000	\$240,000
	83	Ponca	\$54,063	NE0021687	961	Clean, televise, and repair existing sewer mains; \$125,000; Lift Station repairs- Backup generator installation; \$40,000; Treatment Facility equipment repairs or replacement; \$150,000; Manhole rehabilitation and replacement; \$100,000; Remove flushing equipment from manholes \$45,000; Replace drainage structure \$375,000; Storm sewer repair \$100,000	\$935,000	\$935,000
	35	Potter	\$42,344	NE0113026	337	Rehabilitation of 2 lagoon cells \$475,000	\$475,000	\$475,000
	75	Prague	\$46,979	NE0046272	303	Lagoon rehabilitation \$300,000; Sanitary sewer CIPP rehabilitation \$170,000; Sanitary sewer replacement; \$125,000	\$595,000	\$595,000
	62	Randolph	\$48,229	NE0029149	944	Upgrade WWTF / Study (lift station, sludge treatment, backup power) 1,200,000; Sewer line repairs \$200,000; UV disinfection improvements \$250,000	\$1,650,000	\$1,650,000
	78	Ravenna	\$46,875	NE0021547	1,360	4800 L.F. Lining \$200,000; Lagoon Dredging (Old Lagoons) \$200,000; New Rip Rap \$375,000	\$775,000	\$775,000

Funding List	Priority Points	Community	ACS 2014-2018 Est. MHI	NPDES ID#	US Census 2010 Est. POP	Project Description(s)	Project Est. Cost	SRF Est. Funding
F	105	Raymond	\$98,750	NE0046281	167	Lift station improvements and complete retention lagoon \$1,000,000	\$1,000,000	\$1,000,000
	53	Red Cloud	\$32,300	NE0114049	1,020	Sewer Main CIPP Improvements \$500,000; Lift station rehab; \$50,000 \$20,000; Backup Generator \$30,000	\$600,000	\$600,000
	55	Republican City	\$50,417	NE0021636	150	Security fence around lagoons \$60,000; Rip rap on bank \$250,000; Clean & repair mains \$50,000	\$360,000	\$360,000
	60	Riverdale	\$65,417	NE0131946	182	Replace sewer mains (4 blocks) \$200,000; Lagoon sealing \$100,000; Lagoon rip-rap \$150,000	\$450,000	\$450,000
	17	Rosalie	\$43,333	NE0046302	160		\$0	\$0
	58	Rushville	\$36,346		890	Address sanitary inflow problem \$100,000; Stormwater retention pond and flood mitigation \$160,000	\$260,000	\$260,000
	27	Ruskin	\$54,583		123		\$0	\$0
	51	Sargent	\$31,336	NE0032573	525	Two new sewer mains \$75,000; Drainage improvements \$300,000	\$375,000	\$375,000
	36	Sarpy Cnty SID #29	\$69,269		81	Potential installation of new laterals on a shared community septic tank system; \$50,000	\$50,000	\$50,000
	32	Sarpy County and Sarpy Cities Wastewater Agency		N/A		Admin and legal Expenses; \$1,200,000; Land, structures, right-of-way's, appraisals, etc.; \$3,000,000; Architectural and engineering fees; \$4,500,000; Construction/ Equipment; \$21,900,000; Miscellaneous; \$400,000; Contingencies; \$4,000,000	\$231,000,000	\$5,000,000
	52	Schuyler	\$54,798	NE0042358	6,211	Add additional secondary lagoon cell for further land application; \$1,000,000; Manhole rehab / sewer lining \$500,000; New pivot to replace 20+ year old pivot \$100,000; Flap gates for storm sewer outfalls (8); \$80,000	\$1,680,000	\$1,680,000
	86	Scotia	\$39,875	NE0023973	318	Land application equipment & force main, splitter box, flow meter, electrical; CCTV collection system; Imhoff tank removal; Need additional sewer lining; \$150,000	\$150,000	\$150,000

Funding List	Priority Points	Community	ACS 2014-2018 Est. MHI	NPDES ID#	US Census 2010 Est. POP	Project Description(s)	Project Est. Cost	SRF Est. Funding
	80	Scottsbluff	\$42,488	NE0036315	15,039	FY19/20 - Realignment of sewer main for pathway project; \$130,000; FY 19/20 - Sewer reline project \$79,000; FY 19/20 - Waste activated pump replacement; \$15,000; FY 19/20 - Replacement of old sewer; \$450,000; FY 19/20 - Clear span structure to cover compost fac pad \$501,000	\$1,175,000	\$1,175,000
	107	Scribner	\$46,250	NE0023787	857	Treatment plant modifications \$5,000,000; Lining sewer mains \$1,300,000; Study \$40,000	\$6,340,000	\$6,340,000
	46	Seward	\$64,180	NE0023876	6,964	WWTP expansion of capacity by replacing existing trickling filters with sequencing batch reactors (3 Basins); \$12,000,000; Relocating WWTP outfall (Plum Creek to Big Blue); \$600,000; Jet combo truck; \$380,000	\$12,980,000	\$12,980,000
	31	Shelby	\$60,000	NE0024015	714	Grading of lagoon dikes \$25,000; Crushing of large sidewalk along dike walls \$20,000; Sealing of lagoon \$85,000; Sewer CCTV \$35,000; Repair sewer main \$85,000	\$250,000	\$250,000
	29	Shelton	\$53,167	NE0030988	1,059	Remove sludge \$50,000; Rehab inactive lagoon cell \$100,000; Sewer repairs \$50,000	\$200,000	\$200,000
	45	Shickley	\$50,750	NE0030767	341	Sewer collection system repairs \$100,000; Mechanical WWTF repair / improvements / replacement \$500,000; Individual water meters \$400,000	\$1,000,000	\$1,000,000
	53	Sidney	\$58,784	NE0023884	6,757	Lift station rehab Sidney draw road; \$200,000	\$200,000	\$200,000
	17	Snyder	\$45,000	NE0046311	300	Clean mains \$80,000	\$80,000	\$80,000
GPR	48	South Sioux City	\$53,199		13,353	New wastewater treatment plant including lift station upgrades and related infrastructure \$31,500,000	\$31,500,000	\$31,500,000
	70	Spencer	\$39,833	NE0049042	455	Rehab sanitary sewer mains and manholes \$250,000; Sewer plant upgrade \$1,000,000; Sewer vac truck \$100,000	\$1,350,000	\$1,350,000

Funding List	Priority Points	Community	ACS 2014-2018 Est. MHI	NPDES ID#	US Census 2010 Est. POP	Project Description(s)	Project Est. Cost	SRF Est. Funding
	52	Springfield	\$66,435	NE0041343	1,529	WWTF improvements- \$1,287,000; WWTF rehabilitation & expansion \$14,467,000; Root invasion repairs \$170,200; Collection system expansion \$9,025,000	\$24,949,000	\$24,949,000
	27	Springview	\$55,625	NEU133523	242		\$0	\$0
	57	St. Edward	\$46,250	NE0027332	705		\$0	\$0
	77	St. Helena	\$47,500	NE0131199	96	Replace existing manual read water consumption meters with new remote read meters that include leak detection; \$20,000	\$20,000	\$20,000
	102	St. Paul	\$50,647	NE0027324	2,290	New WW treatment plant \$5,500,000; EDC Middle Loup Subdivision \$200,000	\$5,700,000	\$5,700,000
	56	Stamford	\$57,813	NE0021628	183	Removal of berm in old lagoon cells and repair of damaged HDPE liner with concrete rip-rap \$93,000	\$93,000	\$93,000
	44	Stanton	\$57,685	NE0029343	1,577		\$0	\$0
	24	Stanton Cnty SID #1 - Woodland Park	\$56,071		1,866	Sewer line repairs/ manholes \$450,000	\$450,000	\$450,000
	45	Staplehurst	\$52,500	NE0040959	242	Lagoon with land application; \$810,000; I&I - sewer main relining / manhole repair; \$110,000; Replace sewer services; \$55,000	\$975,000	\$975,000
	32	Steinauer	\$45,179	NE0024279	75		\$0	\$0
	17	Strang	\$43,750		29		\$0	\$0
	60	Stratton	\$42,656	NE0026085	343	Installation of new submersible pumps, valves, piping and controls for the lift station and rehabilitation of west cell #2 of the existing WWTF with new control and equalization structures; \$711,000.	\$711,000	\$711,000
	62	Stromsburg	\$56,500	NE0024325	1,171	Proportional weirs \$40,000; Lagoon piping modifications \$75,000; New force main \$200,000; Collection system pipe replacement, manhole replacement & manhole lining \$900,000; Solar mixers \$185,000; Automatic flushing devices \$30,000; Screen repairs \$35,000; Replace lift station \$350,000	\$1,815,000	\$1,815,000

Funding List	Priority Points	Community	ACS 2014-2018 Est. MHI	NPDES ID#	US Census 2010 Est. POP	Project Description(s)	Project Est. Cost	SRF Est. Funding
	71	Stuart	\$53,229	NE0023949	590	Clean and CCTV sewer mains in preparation for relining \$46,060; relining mains; \$500,000	\$546,060	\$546,060
	31	Sumner	\$53,750	NE0045322	236	Sludge removal \$80,000; Rehab lagoon cell \$50,000	\$130,000	\$130,000
	87	Superior	\$36,422	NE0023809	1,957	Additional treatment for digester project if current work doesn't correct permit issues; \$25,000,000; FEMA storm damage/repair/replace UV light system and mitigation; \$175,000; Replace lights with LED; \$10,000; Slip line sewers; \$100,000	\$25,285,000	\$25,285,000
	34	Sutherland	\$71,154	NE0114855	1,286	Add connection to adjust farmer pivot irrigation to relieve excess water at lagoons \$125,000	\$125,000	\$125,000
	38	Sutton	\$58,929	NE0045331	1,502	Sewer main CIPP improvements \$500,000; Sewer main extensions to serve existing septic tank users and proposed areas \$300,000; Water service meters \$1,200,000	\$2,000,000	\$2,000,000
	45	Swanton	\$56,875	NE0045349	94	Sewer main rehabilitation \$250,000	\$250,000	\$250,000
	84	Syracuse	\$50,772	NE0040282	1,942	TV inspections of the sanitary sewer system \$15,000; Stormwater detention facilities \$525,000	\$540,000	\$540,000
	45	Taylor	\$26,667	NE0113000	190	Sanitary sewer main replacement \$800,000;	\$800,000	\$800,000
	53	Tekamah	\$48,500	NE0123072	1,736	I & I corrections / upgrades \$200,000; South lift station upgrade \$130,000; Grinder for main lift station \$30,000; Piping to other pivots for land application \$150,000; Extra submersible pump in main lift station for high flows; \$100,000	\$610,000	\$610,000
	83	Terrytown	\$38,688	NE0047295	1,198	Lift station rehabilitation \$175,000; Collection system rehab \$30,000; SCADA upgrades including RTUs to allow SCADA to monitor lift stations \$35,000; Sanitary sewer extension to Medearis Properties (has been let and waiting for contractor to start) \$50,370	\$290,370	\$290,370

Funding List	Priority Points	Community	ACS 2014-2018 Est. MHI	NPDES ID#	US Census 2010 Est. POP	Project Description(s)	Project Est. Cost	SRF Est. Funding
	43	Tilden	\$51,000	NE0027910	953	Replacement of portion of the existing collection system; \$500,000; Cleaning and tree root removal on existing collection system; \$50,000; Sanitary sewer collection system study; \$30,000	\$580,000	\$580,000
	41	Tobias	\$57,000	NE0027316	106	Sewer collection system improvements (CIPP) \$100,000	\$100,000	\$100,000
	57	Trenton	\$36,181	NE0026093	560	Replace sewer line for two households; \$5,000	\$5,000	\$5,000
	22	Trumbull	\$51,750	NE0045357	205	Manhole & sewer main cleaning & inspections/replacement or repairs if any needed \$60,000	\$60,000	\$60,000
	37	Uehling	\$41,250	NE0023779	230	Relining of sewer from 2nd street to lift station, about 300' \$40,000	\$40,000	\$40,000
	0	Unadilla	\$56,000	NE0025461	311		\$0	\$0
	41	Union	\$55,833		233	Inspection, documentation, and remediation of inflow and infiltration issues with groundwater \$100,000	\$100,000	\$100,000
	26	Upland	\$62,639	NE0027952	143	Sludge removal \$90,000	\$90,000	\$90,000
	79	Valentine	\$44,219	NE0051489	2,737	WWTF blower upgrades \$250,000; Development St. Seer extension \$80,000; Bacon development sewer extension \$250,000; Interceptor sewer \$2,750,000; Main Street sewer \$1,000,000	\$4,330,000	\$4,330,000
	75	Valparaiso	\$58,828	NE0112976	570	Slip line existing sewer collection system \$550,000; Additional lagoon retention ponds \$800,000; Flow meter on outfall to creek \$10,000; Replace controls \$25,000	\$1,385,000	\$1,385,000
	85	Verdigre	\$30,278	NEG671069	575	Rehab sanitary sewer mains and manholes \$250,000; Land apply lagoon effluent \$250,000; Lift station repairs \$50,000; Sewer system repairs; \$250,000	\$800,000	\$800,000
	87	Verdon	\$41,818	NE0027928	172		\$0	\$0
	42	Waco	\$64,688	NE0045004	236		\$0	\$0

Funding List	Priority Points	Community	ACS 2014-2018 Est. MHI	NPDES ID#	US Census 2010 Est. POP	Project Description(s)	Project Est. Cost	SRF Est. Funding
	46	Wahoo	\$55,544	NE0021679	4,508	Discharge water re-use for screening and wash water \$120,000; Digester covers \$300,000; Generator for UV unit \$25,000; SCADA system; \$310,000; RAS/WAS Pumps \$30,000; Final Clarifier covers \$50,000	\$835,000	\$835,000
	22	Wallace	\$51,250	NE0113034	366		\$0	\$0
	37	Walthill	\$42,143	NE0138932	780		\$0	\$0
	2	Washington	\$82,500		150		\$0	\$0
	57	Waterbury	\$50,625	NE0122220	73	New fencing around lagoon \$10,000	\$10,000	\$10,000
F	93	Waterloo	\$60,074	NE0043311	848	Mains lining \$300,000; Mains replacement \$200,000; Lift station renovations \$400,000	\$900,000	\$900,000
	31	Wausa	\$70,625	NE0039861	634	Evaluate/ study life of WWTF (built in 1984) \$30,000; Sewer main and lift station repair \$250,000	\$280,000	\$280,000
	70	Waverly	\$84,321	NE0024406	3,277	I - 80 sewer extension; \$1,500,000; East trunk sewer extension; \$200,000; Public works building; \$750,000; Sewer televising; \$75,000	\$2,525,000	\$2,525,000
	63	Wayne	\$41,709	NE0033111	5,660	Biosolids vehicle \$75,000; Sewer line repairs \$250,000; CCTV \$150,000; Lagoon closure \$500,000; Pine heights sewer replacement; \$100,000; WWTF Diffuser Replacement; \$300,000	\$1,375,000	\$1,375,000
	84	Weeping Water	\$60,357	NE0046329	1,050	Inspect and line sewer mains \$250,000	\$250,000	\$250,000
	0	Wellfleet	\$43,333		78		\$0	\$0
	66	West Point	\$45,087	NE0023965	3,364	Lagoon improvements for dewatering and sludge removal \$500,000; Collection system mapping & study \$30,000	\$530,000	\$530,000
	60	Whitney	\$43,750	NE0041327	77	Raise manhole rings and covers \$5,000; Sanitary Sewer Main Cleaning \$22,000; Construction of Sanitary Sewer Manholes \$7,000; Replacement of sanitary sewer mains \$132,000; Rehabilitation of lagoon cells \$300,000	\$466,000	\$466,000

Funding List	Priority Points	Community	ACS 2014-2018 Est. MHI	NPDES ID#	US Census 2010 Est. POP	Project Description(s)	Project Est. Cost	SRF Est. Funding
	73	Wilber	\$51,908	NE0045373	1,855	CCTV sewers \$50,000; Additional aerated sludge holding tank \$500,000; Electrical replacement and upgrades \$75,000; Remove grit from oxidation ditch \$175,000	\$800,000	\$800,000
	22	Wilcox	\$55,167	NE0045381	358	Sewer line replacement / extensions \$100,000	\$100,000	\$100,000
	46	Winside	\$52,813	NE0043320	427	Sewer main repair / replacement \$100,000; Spare pump \$10,000; Sewer main CIPP \$200,000	\$310,000	\$310,000
	94	Wisner	\$47,649	NE0023957	1,170	Sewer main rehabilitation \$100,000; WWTF repairs \$100,000; Sewer extension \$50,000	\$250,000	\$250,000
	65	Wolbach	\$36,071	NE0040088	283	Collection system investigation \$40,000; Sanitary sewer main lining / repair / reconstruction \$150,000; Rehabilitation of WWTF \$200,000	\$390,000	\$390,000
	49	Wood River	\$53,083	NE0021661	1,325	Extensions for new subdivisions, Thelen 5th subdivision \$50,000; Extensions for new subdivisions, Thelen 6th subdivision \$125,000	\$175,000	\$175,000
	120	Wynot	\$60,000	NE0127663	166	Sewer collection system upgrades \$250,000; Convert to land application \$300,000; Electrical improvements to lift station \$10,000	\$560,000	\$560,000
	53	York	\$54,724	NE0040932	7,766	Manhole rehab and collection system upgrade; Lift station rebuild/ upgrade \$500,000	\$500,000	\$500,000
	37	Yutan	\$63,289	NE0024376	1,174	Main lift station replacement; \$450,000; Sanitary sewer rehabilitation (CIPP); \$100,000; Lagoon expansion \$850,000; Sanitary sewer extension \$600,000	\$2,000,000	\$2,000,000
TOTALS:							\$686,713,480	\$510,032,739

(1),(2),(3),(4) CW Needs Survey can be carried forward for up to four years if the project is in process. The number behind the community name indicates the number of years it has been carried forward from the prior year(s).

Behind the priority points indicates communities that were in mid-process and therefore were carried over from the prior year.

F – Identifies projects that are a part of the IUP Funding List.

GPR - Identifies projects that are a part of the IUP Green Project Reserve Funding List.

2010 U.S. Census - Bureau estimated resident population, published by American Fact Finder.

APPENDIX B1-a**CWSRF LIST OF NEBRASKA COMMUNITIES, NRDs, SIDs, and COUNTIES**

All Nebraska communities and Sanitary Improvement Districts (SID) in this Appendix may have aging infrastructure or other wastewater issues that are not listed on the current Funding or Planning lists, but may still need investigation, maintenance, and/or replacement. Being included in this IUP and on this list does not mean the community or SID will need, seek out, or receive funding from the CWSRF, but it does recognize the community's or SID's possible future needs which may be undocumented at this time. These communities and SIDs have been given zero (0) points, while still recognizing there is likely a potential need in the thousands of dollars in each community:

COMMUNITY	ACS 2014-2018 Est. MHI	US Census 2010 Est. POP
Abie	\$ 69,500	69
Adams	\$ 42,083	573
Ainsworth	\$ 41,064	1,728
Albion	\$ 51,818	1,650
Alda	\$ 52,813	642
Alexandria	\$ 42,500	177
Allen	\$ 50,000	377
Alliance	\$ 51,932	8,491
Alma	\$ 50,057	1,133
Alvo	\$ 43,929	132
Ames	\$ 53,092	24
Amherst	\$ 57,750	248
Anoka	N/A	6
Anselmo	\$ 59,375	145
Ansley	\$ 52,589	441
Arapahoe	\$ 49,083	1,026
Arcadia	\$ 38,750	311
Archer	\$ 81,667	81
Arlington	\$ 74,844	1,243
Arnold	\$ 53,472	597
Arthur	\$ 40,417	117
Ashland	\$ 59,038	2,453
Ashton	\$ 49,583	194
Aten	\$ 45,208	112

COMMUNITY	ACS 2014-2018 Est. MHI	US Census 2010 Est. POP
Atkinson	\$ 46,250	1,245
Atlanta	\$ 75,625	131
Auburn	\$ 55,263	3,460
Aurora	\$ 63,053	4,479
Avoca	\$ 61,875	242
Axtell	\$ 54,038	726
Ayr	\$ 51,250	94
Bancroft	\$ 57,500	495
Barada	\$ 21,250	24
Barneston	\$ 50,781	116
Bartlett	\$ 51,250	117
Bartley	\$ 52,000	283
Bassett	\$ 51,719	619
Battle Creek	\$ 69,464	1,207
Bayard	\$ 40,972	1,209
Bazile Mills	\$ 83,125	29
Beatrice	\$ 44,067	12,459
Beaver	\$ 39,375	609
Beaver Crossing	\$ 53,594	403
Bee	\$ 33,542	191
Beemer	\$ 45,875	678
Belden	\$ 70,750	115
Belgrade	\$ 30,000	126
Bellevue	\$ 63,443	50,137

COMMUNITY	ACS 2014-2018 Est. MHI	US Census 2010 Est. POP
Bellwood	\$ 49,167	435
Belmar	\$ 25,577	216
Belvidere	\$ 50,625	48
Benedict	\$ 43,500	234
Benkelman	\$ 41,150	953
Bennet	\$ 69,922	719
Bennington	\$ 85,156	1,458
Berea	N/A	41
Bertrand	\$ 54,018	750
Berwyn	\$ 49,688	83
Big Springs	\$ 45,000	400
Bladen	\$ 43,125	237
Blair	\$ 48,511	7,990
Bloomfield	\$ 41,375	1,028
Bloomington	\$ 47,656	103
Blue Hill	\$ 45,313	936
Blue Springs	\$ 46,458	331
Boelus	N/A	202
Bow Valley	\$ 55,536	116
Boys Town	\$ 56,563	745
Bradshaw	\$ 56,750	273
Brady	\$ 54,286	428
Brainard	\$ 51,000	330
Brewster	\$ 2,500	17

COMMUNITY	ACS 2014-2018 Est. MHI	US Census 2010 Est. POP
Bridgeport	\$ 47,153	1,545
Bristow	\$ 36,875	65
Broadwater	\$ 32,500	128
Brock	\$ 27,500	112
Broken Bow	\$ 43,068	3,559
Brownlee	N/A	15
Brownville	\$ 35,625	132
Brule	\$ 40,625	326
Bruning	\$ 48,214	279
Bruno	\$ 25,750	99
Brunswick	\$ 38,250	138
Burchard	\$ 25,625	82
Burr	\$ 36,250	57
Burton	\$ 18,750	10
Burwell	\$ 44,135	1,210
Bushnell	\$ 36,042	124
Butte	\$ 50,000	326
Byron	\$ 53,056	83
Cairo	\$ 64,583	785
Callaway	\$ 47,639	539
Cambridge	\$ 48,977	1,063
Campbell	\$ 45,938	347
Carleton	\$ 49,773	91
Carroll	\$ 51,667	229
Cedar Bluffs	\$ 53,750	610
Cedar Creek	\$ 78,125	390
Cedar Rapids	\$ 57,500	382
Center	\$ 33,438	94
Central	\$ 44,539	2,934
Ceresco	\$ 74,097	889
Chadron	\$ 52,201	5,851

COMMUNITY	ACS 2014-2018 Est. MHI	US Census 2010 Est. POP
Chalco	\$ 77,882	10,994
Chambers	\$ 42,083	268
Champion	\$ 20,764	103
Chapman	\$ 38,500	287
Chappell	\$ 45,673	929
Chester	\$ 45,208	232
Clarks	\$ 47,188	369
Clarkson	\$ 45,357	658
Clatonia	\$ 49,844	231
Clay Center	\$ 55,875	760
Clearwater	\$ 48,500	419
Clinton	\$ 81,250	41
Cody	\$ 41,000	154
Coleridge	\$ 56,250	473
Colon	\$ 69,722	110
Columbus	\$ 59,894	22,111
Comstock	\$ 46,250	93
Concord	\$ 35,000	166
Cook	\$ 41,750	321
Cordova	\$ 49,688	137
Cornlea	\$ 80,313	36
Cortland	\$ 56,635	482
Cotesfield	\$ 54,375	46
Cowles	\$ 43,333	30
Cozad	\$ 44,985	3,977
Crab Orchard	\$ 25,139	38
Craig	\$ 38,875	199
Crawford	\$ 40,547	997
Creighton	\$ 48,182	1,154
Creston	\$ 40,000	203
Crete	\$ 44,469	6,960

COMMUNITY	ACS 2014-2018 Est. MHI	US Census 2010 Est. POP
Crofton	\$ 51,979	726
Crookston	\$ 36,042	69
Culbertson	\$ 42,788	595
Curtis	\$ 40,568	939
Cushing	\$ 48,571	32
Dakota	\$ 63,750	1,919
Dalton	\$ 46,250	315
Danbury	\$ 29,750	101
Dannebrog	\$ 49,375	303
Davenport	\$ 40,750	294
Davey	\$ 62,500	154
David	\$ 50,902	2,906
Dawson	\$ 34,167	146
Daykin	\$ 38,750	166
Decatur	\$ 35,469	481
Denton	\$ 60,750	190
Deshler	\$ 46,176	747
Deweese	\$ 56,500	67
De Witt	\$ 59,375	513
Diller	\$ 50,000	260
Dix	\$ 28,984	255
Dixon	\$ 44,500	87
Dodge	\$ 40,972	612
Doniphan	\$ 59,821	829
Dorchester	\$ 55,500	586
Douglas	\$ 51,250	173
Du Bois	\$ 52,679	147
Dunbar	\$ 37,344	187
Duncan	\$ 67,500	351
Dunning	\$ 38,125	103
Dwight	\$ 57,813	204

COMMUNITY	ACS 2014-2018 Est. MHI	US Census 2010 Est. POP
Eagle	\$ 69,500	1,024
Eddyville	\$ 42,656	97
Edgar	\$ 39,750	498
Edison	\$ 32,188	133
Elba	\$ 50,288	215
Elgin	\$ 56,406	661
Elk Creek	\$ 34,236	98
Elm Creek	\$ 56,458	901
Elmwood	\$ 68,359	634
Elsie	\$ 50,938	106
Elwood	\$ 58,393	707
Elyria	\$ 70,938	51
Emerson	\$ 57,500	840
Emmet	\$ 55,000	48
Enders	N/A	42
Endicott	\$ 62,500	132
Ericson	\$ 47,614	92
Eustis	\$ 57,188	401
Ewing	\$ 46,111	387
Exeter	\$ 57,955	591
Fairbury	\$ 37,386	3,942
Fairfield	\$ 37,321	387
Fairmont	\$ 56,667	560
Falls	\$ 43,363	4,325
Farnam	\$ 55,000	171
Farwell	\$ 53,750	122
Filley	\$ 55,417	132
Firth	\$ 55,893	590
Fontanelle	N/A	54
Fordyce	\$ 44,250	139
Fort Calhoun	\$ 66,343	908

COMMUNITY	ACS 2014-2018 Est. MHI	US Census 2010 Est. POP
Foster	\$ 73,750	51
Franklin	\$ 47,150	1,000
Fremont	\$ 48,644	26,397
Friend	\$ 61,705	1,027
Fullerton	\$ 43,125	1,307
Funk	\$ 58,500	194
Gandy	\$ 77,813	32
Garland	\$ 55,000	216
Garrison	\$ 43,750	54
Geneva	\$ 52,292	2,217
Genoa	\$ 45,000	1,003
Gering	\$ 60,047	8,500
Gibbon	\$ 58,427	1,833
Gilead	\$ 40,625	39
Giltner	\$ 60,000	352
Glensvil	\$ 56,250	310
Glenwood	\$ 83,750	466
Goehner	\$ 62,188	154
Gordon	\$ 35,976	1,612
Gothenburg	\$ 64,286	3,574
Grafton	\$ 51,250	126
Grand Island	\$ 52,642	48,520
Grant	\$ 60,156	1,165
Greeley Center	\$ 45,278	466
Greenwood	\$ 62,500	568
Gresham	\$ 50,417	223
Gretna	\$ 80,713	4,441
Gross	N/A	2
Guide Rock	\$ 47,813	225
Gurley	\$ 45,417	214
Hadar	\$ 78,750	293

COMMUNITY	ACS 2014-2018 Est. MHI	US Census 2010 Est. POP
Haigler	\$ 40,250	158
Hallam	\$ 78,125	213
Halsey	\$ 35,938	76
Hamlet	\$ 25,714	57
Hampton	\$ 68,500	423
Harbine	\$ 76,094	49
Hardy	\$ 37,750	159
Harrisburg	\$ 60,417	100
Harrison	\$ 32,500	251
Hartington	\$ 45,543	1,554
Harvard	\$ 53,125	1,013
Hastings	\$ 47,528	24,907
Hayes Center	\$ 36,875	214
Hay Springs	\$ 37,269	570
Hazard	\$ 36,667	70
Heartwell	\$ 38,750	71
Hebron	\$ 50,990	1,579
Hemingford	\$ 66,250	803
Henderson	\$ 58,702	991
Hendley	\$ 42,500	24
Henry	\$ 49,643	106
Herman	\$ 39,000	268
Hershey	\$ 55,938	665
Hickman	\$ 96,719	1,657
Hildreth	\$ 53,281	378
Holbrook	\$ 47,708	207
Holdrege	\$ 51,615	5,495
Holmesville	\$ 34,432	51
Holstein	\$ 40,469	214
Homer	\$ 52,386	549
Hooper	\$ 54,861	830

COMMUNITY	ACS 2014-2018 Est. MHI	US Census 2010 Est. POP
Hordville	\$ 44,375	144
Hoskins	\$ 55,000	285
Howard	\$ 48,625	189
Howells	\$ 59,773	561
Hubbard	\$ 49,750	236
Hubbell	\$ 30,313	68
Humboldt	\$ 40,114	877
Humphrey	\$ 53,125	760
Huntley	\$ 32,500	44
Hyannis	\$ 51,607	182
Imperial	\$ 60,018	2,071
Inavale	\$ 37,500	117
Indianola	\$ 44,833	584
Inglewood	\$ 47,083	325
Inland	\$ 46,500	62
Inman	\$ 45,625	129
Ithaca	\$ 66,875	148
Jackson	\$ 57,500	223
Jansen	\$ 41,875	118
Johnson	\$ 51,806	328
Johnstown	\$ 30,833	64
Julian	\$ 52,000	59
Juniata	\$ 63,661	755
Kearney	\$ 53,790	30,787
Kenesaw	\$ 60,855	880
Kennard	\$ 70,000	361
Keystone	\$ 110,417	59
Kilgore	\$ 58,750	77
Kimball	\$ 43,063	2,496
King Lake	\$ 42,344	280
Lakeview	\$ 63,077	317

COMMUNITY	ACS 2014-2018 Est. MHI	US Census 2010 Est. POP
Lamar	\$ 22,143	23
La Platte	\$ 52,619	114
Laurel	\$ 47,700	964
La Vista	\$ 67,605	15,758
Lawrence	\$ 45,313	304
Lebanon	\$ 56,875	80
Leigh	\$ 50,234	405
Lemoyne	\$ 45,952	82
Leshara	\$ 49,375	112
Lewellen	\$ 37,857	224
Lewiston	\$ 41,667	68
Lexington	\$ 53,701	10,230
Liberty	\$ 29,688	76
Lincoln	\$ 55,224	258,379
Lindsay	\$ 69,583	255
Lindy	\$ 36,667	13
Linwood	\$ 36,250	88
Lisco	\$ 79,000	64
Litchfield	\$ 51,625	262
Lodgepole	\$ 40,500	318
Long Pine	\$ 29,167	305
Loomis	\$ 48,750	382
Lorenzo	N/A	58
Loretto	\$ 50,313	42
Lorton	\$ 86,250	41
Louisville	\$ 72,125	1,106
Loup	\$ 38,672	1,029
Lushton	\$ 51,250	30
Lyman	\$ 50,313	341
Lynch	\$ 32,083	245
Lyons	\$ 41,523	851

COMMUNITY	ACS 2014-2018 Est. MHI	US Census 2010 Est. POP
McCook	\$ 44,473	7,698
McCool Junction	\$ 61,250	409
McGrew	\$ 33,542	105
McLean	\$ 56,250	36
Macy	\$ 22,321	1,023
Madison	\$ 53,036	2,438
Madrid	\$ 41,250	231
Magnet	\$ 40,625	57
Malcolm	\$ 65,000	382
Malmo	\$ 80,625	120
Manley	\$ 63,125	178
Marquette	\$ 45,000	229
Martin	\$ 30,819	92
Martinsburg	\$ 43,462	94
Maskell	\$ 45,938	76
Mason	\$ 35,833	171
Max	\$ 38,333	57
Maxwell	\$ 57,500	312
Maywood	\$ 51,339	261
Mead	\$ 63,906	569
Meadow Grove	\$ 42,188	301
Melbeta	\$ 53,472	112
Memphis	\$ 50,625	114
Merna	\$ 44,000	363
Merriman	\$ 46,250	128
Milford	\$ 52,500	2,090
Miller	\$ 21,875	136
Milligan	\$ 33,750	285
Minatare	\$ 45,391	816
Minden	\$ 49,643	2,923
Mitchell	\$ 45,304	1,702

COMMUNITY	ACS 2014-2018 Est. MHI	US Census 2010 Est. POP
Monowi	N/A	1
Monroe	\$ 61,667	284
Moorefield	\$ 28,750	32
Morrill	\$ 51,579	921
Morse Bluff	\$ 36,250	135
Mullen	\$ 37,328	509
Murdock	\$ 48,750	236
Murray	\$ 67,500	463
Naper	\$ 27,125	84
Naponee	\$ 39,167	106
Nebraska City	\$ 44,891	7,289
Nehawka	\$ 65,417	204
Neligh	\$ 44,602	1,599
Nelson	\$ 41,071	488
Nemaha	\$ 34,375	149
Nenzel	\$ 73,889	20
Newcastle	\$ 48,000	325
Newman Grove	\$ 41,429	721
Newport	\$ 53,125	97
Nickerson	\$ 43,906	369
Niobrara	\$ 38,750	370
Nora	\$ 19,063	21
Norfolk	\$ 49,490	24,210
Norman	\$ 51,250	43
North Bend	\$ 69,250	1,177
North Loup	\$ 28,125	297
North Platte	\$ 49,622	24,733
Oak	\$ 39,167	66
Oakdale	\$ 37,750	322
Oakland	\$ 61,250	1,244
Obert	\$ 38,750	23

COMMUNITY	ACS 2014-2018 Est. MHI	US Census 2010 Est. POP
Oconto	\$ 53,500	151
Octavia	\$ 55,625	127
Odell	\$ 45,000	307
Odessa	N/A	130
Offutt AFB	\$ 52,977	4,644
Ogallala	\$ 38,733	4,737
Ohiova	\$ 34,000	115
Omaha	\$ 56,780	408,958
O'Neill	\$ 54,375	3,705
Ong	\$ 41,250	63
Orchard	\$ 41,000	379
Ord	\$ 48,239	2,112
Orleans	\$ 42,083	386
Osceola	\$ 59,583	880
Oshkosh	\$ 40,375	884
Osmond	\$ 42,500	783
Otoe	\$ 53,958	171
Overland	\$ 99,375	153
Overton	\$ 42,159	594
Oxford	\$ 47,019	779
Page	\$ 52,000	166
Palisade	\$ 46,607	351
Palmer	\$ 51,250	472
Palmyra	\$ 60,833	545
Panama	\$ 82,708	256
Papillion	\$ 80,853	18,894
Parks	N/A	23
Pawnee	\$ 41,635	878
Paxton	\$ 64,750	523
Pender	\$ 62,500	1,002
Peru	\$ 50,357	865

COMMUNITY	ACS 2014-2018 Est. MHI	US Census 2010 Est. POP
Petersburg	\$ 41,500	333
Phillips	\$ 45,000	287
Pickrell	\$ 81,786	199
Pierce	\$ 59,138	1,767
Pilger	\$ 54,167	352
Plainview	\$ 42,202	1,246
Platte Center	\$ 52,609	336
Plattsmouth	\$ 49,609	6,502
Pleasant Dale	\$ 62,813	205
Pleasanton	\$ 51,250	341
Plymouth	\$ 44,792	409
Polk	\$ 34,643	322
Ponca	\$ 54,063	961
Poole	N/A	19
Potter	\$ 50,208	337
Prague	\$ 46,979	303
Preston	\$ 50,500	28
Primrose	\$ 59,375	61
Prosser	\$ 36,250	66
Raeville	N/A	22
Ragan	\$ 63,333	38
Ralston	\$ 60,469	5,943
Randolph	\$ 48,229	944
Ravenna	\$ 46,875	1,360
Raymond	\$ 98,750	167
Red Cloud	\$ 32,300	1,020
Republican	\$ 50,417	150
Reynolds	\$ 38,750	69
Richfield	\$ 66,382	43
Richland	\$ 42,778	73
Rising	\$ 59,167	374

COMMUNITY	ACS 2014-2018 Est. MHI	US Census 2010 Est. POP
Riverdale	\$ 65,417	182
Riverton	\$ 19,750	89
Roca	\$ 52,708	220
Rockville	\$ 54,286	106
Rogers	\$ 67,250	95
Rosalie	\$ 43,333	160
Roscoe	N/A	63
Roseland	\$ 49,531	235
Royal	\$ 72,656	63
Rulo	\$ 46,667	172
Rushville	\$ 36,346	890
Ruskin	\$ 54,583	123
St. Edward	\$ 46,250	705
St. Helena	\$ 47,500	96
St. Libory	\$ 51,875	264
St. Paul	\$ 50,647	2,290
Salem	\$ 31,818	112
Santee	\$ 40,417	346
Sarben	\$ 34,038	31
Sargent	\$ 31,336	525
Saronville	\$ 76,458	47
Schuyler	\$ 54,798	6,211
Scotia	\$ 39,875	318
Scottsbluff	\$ 42,488	15,039
Scribner	\$ 46,250	857
Seneca	\$ 13,958	33
Seward	\$ 64,180	6,964
Shelby	\$ 60,000	714
Shelton	\$ 53,167	1,059
Shickley	\$ 50,750	341
Sholes	\$ 60,000	21

COMMUNITY	ACS 2014-2018 Est. MHI	US Census 2010 Est. POP
Shubert	\$ 41,250	150
Sidney	\$ 58,784	6,757
Silver Creek	\$ 41,000	362
Smithfield	\$ 59,375	54
Snyder	\$ 45,000	300
South Bend	\$ 54,375	99
South Sioux	\$ 53,199	13,353
Spalding	\$ 44,667	487
Spencer	\$ 39,833	455
Sprague	\$ 72,500	142
Springfield	\$ 66,435	1,529
Springview	\$ 55,625	242
Stamford	\$ 57,813	183
Stanton	\$ 57,685	1,577
Staplehurst	\$ 52,500	242
Stapleton	\$ 41,875	305
Steele	\$ 48,750	61
Steinauer	\$ 45,179	75
Stella	\$ 40,893	152
Sterling	\$ 57,750	476
Stockham	\$ 93,125	44
Stockville	\$ 46,250	25
Strang	\$ 43,750	29
Stratton	\$ 42,656	343
Stromsburg	\$ 56,500	1,171
Stuart	\$ 53,229	590
Sumner	\$ 53,750	236
Sunol	\$ 48,603	73
Superior	\$ 36,422	1,957
Surprise	\$ 33,750	43
Sutherland	\$ 71,154	1,286

COMMUNITY	ACS 2014-2018 Est. MHI	US Census 2010 Est. POP
Sutton	\$ 58,929	1,502
Swanton	\$ 56,875	94
Syracuse	\$ 50,772	1,942
Table Rock	\$ 33,750	269
Talmage	\$ 40,417	233
Tamora	\$ 84,286	58
Tarnov	\$ 46,750	46
Taylor	\$ 26,667	190
Tecumseh	\$ 43,350	1,677
Tekamah	\$ 48,500	1,736
Terrytown	\$ 38,688	1,198
Thayer	\$ 38,750	62
Theford	\$ 47,500	188
Thurston	\$ 53,000	132
Tilden	\$ 51,000	953
Tobias	\$ 57,000	106
Trenton	\$ 36,181	560
Trumbull	\$ 51,750	205
Tryon	\$ 48,333	157
Uehling	\$ 41,250	230
Ulysses	\$ 35,750	171
Unadilla	\$ 56,000	311
Union	\$ 55,833	233
Upland	\$ 62,639	143
Utica	\$ 70,833	861
Valentine	\$ 44,219	2,737
Valley	\$ 72,907	1,875
Valparaiso	\$ 58,828	570
Venango	\$ 67,857	164
Venice	\$ 48,319	75
Verdel	\$ 55,000	30

COMMUNITY	ACS 2014-2018 Est. MHI	US Census 2010 Est. POP
Verdigre	\$ 30,278	575
Verdon	\$ 41,818	172
Virginia	\$ 29,107	60
Waco	\$ 64,688	236
Wahoo	\$ 55,544	4,508
Wakefield	\$ 66,786	1,451
Wallace	\$ 51,250	366
Walthill	\$ 42,143	780
Walton	\$ 163,594	306
Wann	\$ 168,056	86
Washington	\$ 82,500	150
Waterbury	\$ 50,625	73
Waterloo	\$ 60,074	848
Wauneta	\$ 47,188	577
Wausa	\$ 70,625	634
Waverly	\$ 84,321	3,277
Wayne	\$ 41,709	5,660
Weeping Water	\$ 60,357	1,050
Wellfleet	\$ 43,333	78
Western	\$ 46,500	235
Westerville	\$ 36,250	39
Weston	\$ 45,625	324
West Point	\$ 45,087	3,364
White Clay	N/A	10
Whitney	\$ 43,750	77
Wilber	\$ 51,908	1,855
Wilcox	\$ 55,167	358
Willow Island	N/A	26
Wilsonville	\$ 42,500	93
Winnebago	\$ 32,188	774
Winnetoon	\$ 31,667	68

COMMUNITY	ACS 2014-2018 Est. MHI	US Census 2010 Est. POP
Winside	\$ 52,813	427
Winslow	\$ 41,250	103
Wisner	\$ 47,649	1,170
Wolbach	\$ 36,071	283
Wood Lake	\$ 33,750	63
Woodland Hills	\$ 117,188	215
Woodland Park	\$ 63,333	1,866
Wood River	\$ 53,083	1,325
Wymore	\$ 41,552	1,457
Wynot	\$ 60,000	166
Yankee Hill	\$ 73,393	292
York	\$ 54,724	7,766
Yutan	\$ 63,289	1,174

Natural Resources Districts			
Central Platte NRD	Lower Niobrara NRD	Nemaha NRD	Upper Big Blue NRD
Lewis & Clark NRD	Lower Platte North NRD	North Platte NRD	Upper Elkhorn NRD
Little Blue NRD	Lower Platte South NRD	Papio-Missouri River NRD	Upper Loup NRD
Lower Big Blue NRD	Lower Republican NRD	South Platte NRD	Upper Niobrara – White NRD
Lower Elkhorn NRD	Middle Niobrara NRD	Tri-Basin NRD	Upper Republican NRD
Lower Loup NRD	Middle Republican NRD	Twin Platte NRD	

COUNTIES								
Adams	Butler	Dawes	Gage	Hitchcock	Knox	Nemaha	Richardson	Stanton
Antelope	Cass	Dawson	Garden	Holt	Lancaster	Nuckolls	Rock	Thayer
Arthur	Cedar	Deuel	Garfield	Hooker	Lincoln	Otoe	Saline	Thomas
Banner	Chase	Dixon	Gosper	Howard	Logan	Pawnee	Sarpy	Thurston
Blaine	Cherry	Dodge	Grant	Jefferson	Loup	Perkins	Saunders	Valley
Boone	Cheyenne	Douglas	Greeley	Johnson	Madison	Phelps	Seward	Washington
Box Butte	Clay	Dundy	Hall	Kearney	McPherson	Pierce	Scotts Bluff	Wayne
Boyd	Colfax	Fillmore	Hamilton	Keith	Merrick	Platte	Sheridan	Webster
Brown	Cuming	Franklin	Harlan	Keya Paha	Morrill	Polk	Sherman	Wheeler
Buffalo	Custer	Frontier	Hayes	Kimball	Nance	Red Willow	Sioux	York
Burt	Dakota	Furnas						

Sanitary Improvement Districts	
Butler Co. SID #1, Clear Lake Residential Association (Columbus)	Platte Co. SID #7, Whitetail Lake (Columbus)
Cass Co. SID #2, Cass Greenwood Interchange (Omaha)	Polk Co. SID #1, Duncan Lakes (Omaha)
Cass Co. SID #5, Buccaneer Bay (Plattsmouth)	Sarpy Co. SID #29, Westridge Farms (Gretna)
Dodge Co. SID #3, Lake Ventura (Fremont)	Sarpy Co. SID #101, Hanson's Lake (Bellevue)
Douglas Co. SID #128, Twilight Hills (Omaha)	Sarpy Co. SID #97, Hawaiian Village (Papillion)
Douglas Co. SID #177, Riverside Lake (Omaha)	Saunders Co. SID #8, Woodcliff Lake (Omaha)
Gosper Co. SID #1, Johnson Lake (Elwood)	Stanton Co. SID #1, Woodland Park (Norfolk)
Lancaster Co. SID #5, Cheney (Lincoln)	

Due to the high number of county SIDs in Nebraska, the NDEE shall consider all registered and affiliated Nebraska SIDs to be included in with the Appendix B1-a list.

APPENDIX B2**DWSRF PROJECT PRIORITY PLANNING LIST – ALPHABETICAL ORDER**

RTP CODE	PRIORITY POINTS	PUBLIC WATER SYSTEM	PWS NUMBER	POP.	PROJECT DESCRIPTION	ESTIMATED PROJECT COST
TDF	100	ABIE, VILLAGE OF	NE3102305	69	Interconnect w/Lower Platte North NRD - Bruno RWD, Repaint Tank & New Meters	\$770,000
USDA	15	AINSWORTH, CITY OF	NE3101702	1728	Replace Meters & Loop Mains	\$785,000
NO	15	ALBEE'S SUBDIVISION	NE3120064	65	Rehab Well, Tank & Mains	\$94,000
LOAN	120	ALBION, CITY OF - SFY 2020	NE3101102	1650	Backup Well due to Selenium, Replace Mains & Meters	\$1,060,000
NO	60	ALBION, CITY OF	NE3101102	1650	Replace & Loop Mains, Rehab Well & Replace Meters	\$630,000
NO	60	ALDA, VILLAGE OF	NE3107909	642	Replace & Loop Mains	\$700,000
USDA	120	ALEXANDRIA, VILLAGE OF	NE3116910	177	Backup Well & Replace Mains	\$750,000
PER NO	155	ALLEN, VILLAGE OF	NE3105101	377	Replace Well due to Nitrates, Replace Tower & Mains	\$1,550,000
NO	60	ALMA, CITY OF	NE3108307	1133	Replace Mains	\$650,000
NO	15	ALVO, VILLAGE OF	NE3102508	132	Repaint Tower, Rehab Well & Replace Meters	\$143,500
NO	60	AMHERST, VILLAGE OF	NE3120041	248	Replace Mains & Rehab Tower	\$150,000
NO	30	ANSLEY, VILLAGE OF	NE3104104	441	Replace Meters & Mains, Rehab Tank	\$490,000
NO	15	ARAPAHOE, CITY OF	NE3106506	1026	Replace Mains & Meters	\$200,000
TDF	25	ARCADIA, VILLAGE OF	NE3117503	311	Replace Mains & New Meters, Rehab Tank & Well	\$682,000
NO	15	ASHTON, VILLAGE OF	NE3116301	194	Replace Meters	\$125,000
NO	30	ATKINSON, CITY OF	NE3108905	1245	Loop Mains	\$400,000
TDF	30	ATLANTA, VILLAGE OF	NE3113706	131	Replace Mains & New Meters	\$250,000
LOAN	135	AURORA, CITY OF	NE3108101	4479	Replace Well due to Nitrates	\$902,000
NO	155	AURORA, CITY OF	NE3108101	4479	New Tower, Pump Station & Well due to Nitrates, Rehab Wells w/ VFDs, Loop Mains or Potential WTP	\$19,650,000
NO	135	BANCROFT, VILLAGE OF	NE3103901	495	Replace Well due to Nitrates	\$600,000
NO	15	BARNESTON, VILLAGE OF	NE3120604	116	Rehab Tower & Replace Meters	\$64,500
NO	15	BARTLEY, VILLAGE OF	NE3114502	283	Replace Hydrants	\$7,500
NO	135	BASSETT, CITY OF	NE3114902	619	Replace Well due to Nitrates, Mains & Meters	\$735,000
TDF	15	BATTLE CREEK, CITY OF BATTLE CREEK (continued)	NE3111915	1207	Replace & Loop Mains, Upgrade Well Housing & Install Meters	\$800,000

RTP CODE	PRIORITY POINTS	PUBLIC WATER SYSTEM	PWS NUMBER	POP.	PROJECT DESCRIPTION	ESTIMATED PROJECT COST
PER NO	60	BAYARD, CITY OF	NE3112302	1209	Replace Tower & Mains	\$1,050,000
USDA	175	BEAVER CITY, CITY OF	NE3106505	609	Replace Wells lost due to spill, Replace Tank, Mains & Meters	\$2,935,000
TDF	25	BEAVER CROSSING, VILLAGE OF	NE3115911	403	New Meters & Main Improvements	\$700,000
NO	70	BELDEN, VILLAGE OF	NE3102707	115	Replace Mains	\$250,000
NO	90	BELGRADE, VILLAGE OF - SFY 2020	NE3112501	126	Replace Tank & New Meters	\$440,000
NO	60	BELLWOOD, VILLAGE OF - SFY 2020	NE3102306	435	Replace Mains & Repaint Tower	\$185,000
USDA	155	BENEDICT, VILLAGE OF - SFY 2019	NE3118703	234	New Well due to Nitrates, Tower Rehab, Replace Mains & Meters	\$870,000
NO	45	BENKELMAN, CITY OF	NE3105701	953	Mains & WTP Modifications	\$260,000
PER NO	70	BENNET, VILLAGE OF	NE3110910	719	Replace or Rehab Tower, Replace Mains & Pumps	\$1,600,000
TDF	15	BERTRAND, VILLAGE OF	NE3113707	750	Replace Mains & New Meters	\$700,000
NO	30	BIC JOINT WATER AGENCY	NE3121227	1930	New Well for Capacity, add Chlorine Feed System, SCADA upgrades, & Relocate Mains	\$882,000
PER NO	70	BLADEN, VILLAGE OF	NE3118303	237	Replace Well & Mains	\$550,000
LOAN	30	BLAIR, CITY, OF - SFY 2019	NE3117905	7990	Booster Station Improvements & Replace Mains	\$1,400,000
CatEx	90	BLAIR, CITY, OF	NE3117905	7990	New Intake Building & Backwash Discharge Improvements	\$8,992,000
PER NO	90	BLAIR, CITY, OF - SFY 2020	NE3117905	7990	New Tower w/Transmission Main, WTP Expansion & NDPEs Required Discharge Improvements	\$25,500,000
NO	15	BLOOMFIELD, CITY, OF	NE3110708	1028	Repaint Tower, Replace Mains & Meters	\$500,000
NO	35	BLOOMINGTON, VILLAGE OF	NE3106106	103	Rehab Tank, Replace Meters & Mains	\$300,000
NO	15	BOW VALLEY WATER WORKS	NE3120443	116	Repaint Tower	\$22,000
PER NO	80	BRADSHAW, VILLAGE OF	NE3118704	273	Replace Standpipe, Rehab Wells & Loop Mains	\$1,150,000
NO	60	BRADY, VILLAGE OF	NE3111102	428	Replace Well, Replace & Loop Mains	\$600,000
PER NO	160	BRAINARD, VILLAGE OF - SFY 2020	NE3102304	330	Replace Well or Treatment due to Selenium & Replace Mains	\$3,000,000
NO	15	BRIDGEPORT, CITY OF	NE3112303	1545	Repaint Tower, Replace Mains, Meters & WTP Resins	\$625,000

RTP CODE	PRIORITY POINTS	PUBLIC WATER SYSTEM	PWS NUMBER	POP.	PROJECT DESCRIPTION	ESTIMATED PROJECT COST
USDA	135	BRISTOW, VILLAGE OF - SFY 2018	NE3010502	65	Rehab Tank or Interconnect w/local RWD	\$150,000
NO	15	BROADWATER, VILLAGE OF	NE3112301	112	Repaint Tower	\$55,000
NO	60	BROKEN BOW, CITY OF	NE3104105	3559	Replace Mains	\$100,000
NO	15	BROWNVILLE, VILLAGE OF	NE3112704	132	Replace Meters	\$20,000
NO	15	BRUNSWICK, VILLAGE OF	NE3100309	138	Mains	\$100,000
PER NO	175	BURR, VILLAGE OF - SFY 2018	NE3113110	57	Interconnected w/ RWD, in part due to Nitrates, & Meters	\$330,000
NO	30	BURWELL, CITY OF	NE3107101	1210	Loop Mains, Repaint Tower & Rehab Well	\$699,000
NO	120	CAIRO, VILLAGE OF - SFY 2018	NE3107906	785	New Well due to Arsenic	\$455,000
NO	30	CAMBRIDGE, CITY OF	NE3106504	1063	Mains	\$100,000
NO	60	CAMPBELL, VILLAGE OF	NE3106107	347	Replace Mains	\$150,000
NO	50	CARLETON, VILLAGE OF - SFY 2020	NE3116904	91	Replace Mains & New Meters	\$400,000
NO	30	CARROLL, VILLAGE OF	NE3118102	229	Loop & Replace Mains	\$250,000
LOAN	30	CASS CO RWD NO. 1	NE3102521	3297	Replace Mains	\$1,100,000
NO	90	CASS CO RWD NO. 1	NE3102521	3297	Rehab Wells, Replace Mains & Meters, Repaint Tank	\$1,095,000
NO	30	CASS CO RWD NO. 2	NE3120304	2500	Transmission & Loop Mains	\$250,000
USDA	130	CEDAR BLUFFS, VILLAGE OF	NE3115504	610	Interconnect w/Fremont due to Arsenic, Repaint Tower & Replace Meters	\$1,903,000
NO	60	CEDAR RAPIDS, VILLAGE OF	NE3101101	382	Replace Mains & Upgrade Meters	\$300,000
PER NO	185	CEDAR-KNOX RWD	NE3120303	3056	WTP Rehab, New Wellfield or Interconnect with Yankton to address THM A.O., Replace Tank & Meters	\$25,630,000
NO	25	CENTER, VILLAGE OF	NE3110707	94	Replace Mains, Rehab Tank & Well	\$105,000
LOAN	135	CENTRAL CITY, CITY OF	NE3112102	2934	Blending Transmission Main due to Nitrates & Replace Mains	\$2,000,000
PER NO	135	CENTRAL CITY, CITY OF	NE3112102	2934	Blending Transmission Main due to Nitrates & Replace Mains	\$1,015,000
PER YES	60	CHADRON, CITY OF - SFY 2019	NE3104507	5851	Replace Pumps, Mains & Meters , Rehab Tanks & Wells	\$1,500,000
PER NO	80	CHAMBERS, VILLAGE OF	NE3108901	268	Replace Mains & Pressure Tank Piping	\$700,000

RTP CODE	PRIORITY POINTS	PUBLIC WATER SYSTEM	PWS NUMBER	POP.	PROJECT DESCRIPTION	ESTIMATED PROJECT COST
NO	25	CHAPMAN, VILLAGE OF	NE3120819	287	Repaint Tower, Replace Mains & Meters	\$350,000
NO	120	CHAPPELL, CITY OF	NE3104901	929	Replace Wells due to Arsenic, Repaint Tower, Replace Mains & Meters	\$226,000
NO	175	CHESTER, VILLAGE OF	NE3116906	232	Replace Well due to Nitrates, Replace Mains, Rehab Tower & New Meters	\$1,305,000
NO	90	CHEYENNE CO. SID #1 - SFY 2020	NE3103307	80	Replace Mains	\$500,000
NO	15	CLARKS, VILLAGE OF	NE3112101	369	Replace Mains & WTP Media Replacement	\$220,000
NO	60	CLARKSON, CITY OF	NE3103703	658	Replace Well & Mains	\$500,000
NO	30	CLAY CENTER, CITY OF	NE3103506	760	Loop Mains	\$200,000
NO	60	CLEARWATER, VILLAGE OF	NE3100308	419	Replace Mains & Chemical Feeder	\$55,000
NO	120	CLEARVIEW UTILITIES CORP.	NE3120029	115	Interconnect w/ Kearney	\$650,000
PER NO	15	CODY, VILLAGE OF	NE3103101	154	Rehab Tower & Replace Meters	\$105,000
NO	135	COLERIDGE, VILLAGE OF	NE3102706	473	New Well w/ Transmission Main due to Nitrates	\$600,000
LOAN	135	COLERIDGE, VILLAGE OF	NE3102706	473	Replace Meters	\$200,000
NO	25	COMSTOCK, VILLAGE OF	NE3104110	93	Rehab Tower & Well, Replace Meters	\$160,000
NO	80	CONCORD, VILLAGE OF	NE3105103	166	Replace Well, Replace Mains & Meters	\$485,000
NO	70	COOK, VILLAGE OF	NE3109701	321	Replace Tower & Meters	\$733,500
NO	30	CORTLAND, VILLAGE OF	NE3106706	482	Loop Mains	\$100,000
PER NO	30	COZAD, CITY OF	NE3104701	3977	Trunk Main & Replace Meters	\$900,000
PER NO	100	CRAIG, CITY OF	NE3102105	199	Replace Standpipe, Mains & Meters, Rehab Wells & WTP	\$1,630,000
USDA	70	CRAWFORD, CITY OF	NE3104505	997	Replace Mains & Meters	\$1,450,000
NO	30	CREIGHTON, CITY OF	NE3110705	1154	Upgrade WTP, Rehab Well & Tower, Replace Mains & Meters	\$1,410,000
PER NO	130	CRESTON, VILLAGE OF	NE3114114	203	Backup Well, Replace Mains & Meters	\$1,430,000
PER NO WWAC	60	CRETE, CITY OF - SFY 2020	NE3115104	6960	Replace Mains, New Well & Possible WTP Upgrade	\$3,860,000
NO	60	CROFTON, CITY OF - SFY 2020	NE3110704	726	Replace Mains	\$500,000
TDF	55	CROOKSTON, VILLAGE OF	NE3103102	69	Rehab Well, Replace Mains & Meters	\$350,000

RTP CODE	PRIORITY POINTS	PUBLIC WATER SYSTEM	PWS NUMBER	POP.	PROJECT DESCRIPTION	ESTIMATED PROJECT COST
NO	60	CULBERTSON, VILLAGE OF	NE3108702	595	Replace Well	\$250,000
PER NO	60	CURTIS, CITY OF	NE3106302	939	Replace Mains & Meters, Renovate Wells	\$943,300
NO	60	DAKOTA CO RURAL WATER	NE3120302	1995	Replace Standpipe & Booster Station, provide supply to Hubbard	\$3,168,800
NO	60	DALTON, VILLAGE OF	NE3103305	315	Replace Mains & Rehab Wells	\$202,000
PER NO	175	DANBURY, VILLAGE OF	NE3114501	101	Replace Well due to Nitrates, Rehab Reservoir, Replace Mains & New Meters	\$1,297,000
NO	80	DANNEBROG, VILLAGE OF	NE3109303	303	New Well due to secondary contaminants, Replace & Loop Mains, Replace Tower & Meters	\$1,320,000
PER NO	175	DAVEY, VILLAGE OF	NE3110911	154	Replace Well lost due to Nitrates, & Replace Mains	\$1,150,000
NO	60	DAVID CITY, CITY OF - SFY 2019	NE3102301	2906	Replace Mains & Rehab (or Replace) WTP	\$550,000
PER NO	100	DAWES CO RWD #1	NE3104502	244	Replace Tank & Mains, Backup Power	\$3,109,800
NO	100	DAWSON, VILLAGE OF - SFY 2018	NE3114703	146	New Well or Interconnect w/RWD due to poor quality	\$150,000
NO	60	DAYKIN, VILLAGE OF	NE3109506	166	Replace Mains	\$100,000
NO	70	DECATUR, VILLAGE OF - SFY 2020	NE3102104	481	Replace Well & Meters, Rehab WTP	\$650,000
NO	60	DEWEESE, VILLAGE OF	NE3120030	67	Replace Mains	\$50,000
NO	100	DILLER, VILLAGE OF - SFY 2016	NE3109505	260	Backup Well & Replace Meters	\$575,000
PER NO	120	DIXON, VILLAGE OF - SFY 2019	NE3105102	87	Backup Well	\$390,000
PER NO	175	DODGE, VILLAGE OF	NE3105307	612	New Well(s) to address Nitrates, Corrosion Control, Replace Tower & Mains	\$4,645,000
TDF	15	DONIPHAN, VILLAGE OF	NE3107905	829	Replace Mains	\$75,000
LOAN	70	DORCHESTER, VILLAGE OF	NE3115103	586	Replace Mains	\$1,134,000
NO	15	DOUGLAS, VILLAGE OF	NE3113112	173	Replace Meters	\$100,000
PER NO	80	DUNCAN, VILLAGE OF	NE3114113	351	Replace Tower & Mains	\$1,410,000
PER NO WWAC	100	DUNNING, VILLAGE OF	NE3100901	103	Replace Mains & Rehab Tank	\$550,000
PER NO	150	DWIGHT, VILLAGE OF - SFY 2019	NE3102303	204	Replace Well due to Arsenic, Replace Mains & Meters	\$1,170,000

RTP CODE	PRIORITY POINTS	PUBLIC WATER SYSTEM	PWS NUMBER	POP.	PROJECT DESCRIPTION	ESTIMATED PROJECT COST
NO	30	EAGLE, VILLAGE OF	NE3102510	1024	New Well & Replace Meters	\$465,000
YES N RTP	60	EAST MALONEY HOMEOWNERS ASSOCIATION	NE3111107	100	Replace Mains	\$60,000
USDA	200	EDGAR, CITY OF	NE3103505	498	Interconnect to Fairfield to address Nitrate A.O.	\$3,000,000
NO	175	EDISON, VILLAGE OF	NE3106503	133	Replace Well lost due to Nitrates, Repaint Tower, Replace Meters & Mains	\$660,000
LOAN	60	ELGIN, CITY OF	NE3100307	661	Replace Mains	\$750,000
NO	60	ELGIN, CITY OF	NE3100307	661	Replace Tower	\$900,000
NO	60	ELMWOOD, VILLAGE OF	NE3102516	634	Replace Well, Mains & Meters	\$660,000
NO	120	ELM CREEK, VILLAGE OF - SFY 2019	NE3101908	901	New Well due to VOCs/SOCs & Replace Mains	\$530,000
NO	15	ELSIE, VILLAGE OF	NE3113504	106	Replace Meters	\$16,000
TDF	15	ELWOOD, VILLAGE OF	NE3107308	707	New Meters, Replace Wellhouse & Mains	\$935,000
PER NO	60	EMERSON, VILLAGE OF	NE3104305	840	Replace WTP due to Manganese and relocate Backwash Discharge	\$100,000
NO	175	ERELWINE MOBILE HOME PARK - SFY 2019	NE3120062	12	Interconnect w/ Ogallala due to Nitrates	\$475,000
LOAN	70	EWING, VILLAGE OF	NE3108902	387	Replace Tank & Loop Mains, Rehab Well	\$1,060,000
NO	15	EXETER, VILLAGE OF	NE3105906	591	Repaint Tower & Replace Mains	\$400,000
LOAN	140	FAIRBURY, CITY OF	NE3109507	3942	Corrosion Control due to Copper Advisory, Replace Mains & Pumps, Repaint Tower	\$7,671,000
LOAN	155	FAIRFIELD, CITY OF	NE3103503	387	New Wells for Interconnection due to Nitrates, Repaint Tower & Replace Mains	\$950,000
NO	60	FAIRMONT, CITY OF	NE3105902	560	Replace Mains	\$300,000
NO	15	FALLS CITY, CITY OF	NE3114705	4325	WTP Upgrades, Replace Mains & Decommission Wells	\$3,750,000
NO	15	FARNAM, VILLAGE OF	NE3104703	171	Rehab Well	\$20,000
PER NO	100	FARWELL, VILLAGE OF	NE3109302	122	Replace Well, Mains & Meters, Repaint Tank	\$1,410,000
PER NO	130	FIRTH, VILLAGE OF	NE3110912	590	Replace Well due to Selenium, Mains & Meters	\$1,635,000
NO	130	FORDYCE, VILLAGE OF - SFY 2020	NE3102701	139	Replace Well due to TTHMs	\$250,000
NO	70	FORT CALHOUN, CITY OF	NE3117907	908	Replace Tower, Replace & Loop Mains	\$2,682,400
NO	15	FRANKLIN, CITY OF	NE3106104	1000	Replace Meters & Mains, Backup Power	\$1,100,000

RTP CODE	PRIORITY POINTS	PUBLIC WATER SYSTEM	PWS NUMBER	POP.	PROJECT DESCRIPTION	ESTIMATED PROJECT COST
NO	60	FRIEND, CITY OF	NE3115102	1027	Replace Mains	\$150,000
PER NO WWAC	120	FULLERTON, CITY OF	NE3112503	1307	Replace Wells due to Selenium	\$860,000
TDF	60	FUNK, VILLAGE OF	NE3113701	194	Replace Well	\$250,000
PER NO	70	GARLAND, VILLAGE OF	NE3115901	216	Replace Mains & Iron Sequestration	\$440,000
NO	30	GENEVA, CITY OF	NE3105905	2217	New Well, Loop & Replace Mains	\$1,000,000
NO	60	GERING, CITY OF	NE3115717	8500	Replace Mains & Repaint Tanks	\$4,134,500
NO	55	GIBBON, CITY OF	NE3101907	1833	Treatment due to Iron/Mg, Replace & Pig Water Mains, Replace Meters	\$5,310,000
PER NO	60	GILTNER, VILLAGE OF	NE3108103	352	Replace & Loop Mains	\$300,000
NO	45	GOEHNER, VILLAGE OF	NE3103504	154	Sequestering for Iron/Mg & New Meters	\$200,000
TDF	15	GLENVIL, VILLAGE OF	NE3103504	310	Replace Valves	\$50,000
NO	60	GORDON, CITY OF - SFY 2020	NE3116104	1612	Replace Mains & Meters	\$1,500,000
TDF	40	GOTHENBURG, CITY OF	NE3104702	3574	New Wellfield, Replace & Loop Mains, Rehab Well & New Meters	\$11,000,000
NO	15	GRAFTON, VILLAGE OF	NE3015904	126	Replace Valves	\$50,000
PER NO	60	GRAND ISLAND, CITY OF	NE3107902	48250	Replace Main & Booster Station	\$2,050,000
YES	60	GRANT, CITY OF	NE3113503	1165	Replace Mains	\$1,331,160
USDA	80	GREELEY, VILLAGE OF	NE3107701	466	Replace WTP, Well & Meters	\$1,500,000
NO	55	GRESHAM, VILLAGE OF	NE3118702	223	Replace Meters & Mains, Iron WTP	\$400,000
NO	30	GRETNA, CITY OF	NE3115303	4441	Loop Mains	\$858,000
NO	60	GUIDE ROCK, VILLAGE OF	NE3120358	225	Replace & Loop Mains	\$100,000
NO	25	HAIGLER, VILLAGE OF	NE3105702	158	Replace Meters & Mains, Rehab Well	\$223,000
NO	70	HALLAM, VILLAGE OF	NE3110922	213	Replace Well & Mains	\$725,000
NO	15	HAMPTON, VILLAGE OF	NE3108102	423	Rehab Well & Main Improvements	\$250,000
NO	70	HARDY, VILLAGE OF	NE3112902	159	Replace Mains & Meters	\$259,000
NO	60	HARBINE, VILLAGE OF	NE3109510	49	Replace Pressure Tank	\$30,000

RTP CODE	PRIORITY POINTS	PUBLIC WATER SYSTEM	PWS NUMBER	POP.	PROJECT DESCRIPTION	ESTIMATED PROJECT COST
PER NO WWAC	135	HARTINGTON, CITY OF	NE3102702	1554	Replace Well due to Nitrates, Replace Mains & Repaint Tank	\$795,000
CWSRF	135	HASTINGS, CITY OF - SFY 2018	NE3100101	24907	Replace Wells lost due to Nitrates, Rehab Wells & Replace Mains/Mains	\$15,600,000
YES NRTP	60	HASTINGS, CITY OF	NE3100101	24907	Replace Wells & Mains	\$3,815,000
PER NO WWAC	70	HAY SPRINGS, CITY OF	NE3116102	570	New Well, Rehab Tank & Replace Meters	\$655,500
PER NO	100	HAYES CENTER, VILLAGE OF	NE3108502	214	Replace Tank due to Low Pressures, Replace & Loop Mains, Replace Meters	\$1,369,000
NO	135	HEBRON, CITY OF	NE3116901	1579	New Well due to Nitrates & Repaint Tower	\$357,000
NO	30	HEMINGFORD, VILLAGE OF	NE3101303	803	Loop & Replace Mains, Rehab Well, Replace Meters	\$1,150,000
NO	30	HENDERSON, CITY OF	NE3118701	991	Loop & Replace Mains	\$60,000
NO	15	HENRY, VILLAGE OF	NE3115706	106	Rehab Tank & add Sample Stations	\$16,000
NO	15	HERMAN, VILLAGE OF	NE3117908	268	Rehab Water Tank, Replace Mains & Meters	\$105,000
NO	120	HERSHEY, VILLAGE OF - SFY 2018	NE3111101	665	Replace Well lost due to Uranium	\$500,000
PER YES	100	HICKMAN, CITY OF	NE3110917	1657	New Tower & Well, Replace Mains & Redundant Transmission Main	\$8,000,000
TDF	145	HILDRETH, VILLAGE OF	NE3106105	378	Replace Well due to Nitrates, with blending Transmission Main	\$720,000
NO	15	HOLBROOK, VILLAGE OF	NE3120042	207	Replace Meters	\$35,000
PER NO	135	HOLDREGE, CITY OF	NE3113705	5495	Replace Wells due to Nitrates, Replace Mains & Meters	\$1,880,000
NO	30	HOLSTEIN, VILLAGE OF	NE3100103	214	Loop Mains	\$75,000
PER NO	60	HOMER, VILLAGE OF	NE3104304	549	Replace Mains	\$450,000
NO	60	HOOPER, CITY OF	NE3105310	830	Replace Mains	\$400,000
NO	70	HOSKINS, VILLAGE OF	NE3118101	285	Replace Well, Replace & Loop Mains	\$700,000
NO	15	HOWELLS, VILLAGE OF	NE3103704	561	Replace Mains & Meters	\$745,200
PER NO	70	HUBBELL, VILLAGE OF	NE3116903	68	Replace Mains	\$100,000
YES NRTP	60	HUMPHREY, CITY OF	NE3114103	760	Replace Mains	\$250,000

RTP CODE	PRIORITY POINTS	PUBLIC WATER SYSTEM	PWS NUMBER	POP.	PROJECT DESCRIPTION	ESTIMATED PROJECT COST
PER NO	120	HUMPHREY, CITY OF - SFY 2018	NE3114103	760	Blending Transmission Main to address Arsenic & Selenium	\$250,000
USDA	100	HYANNIS, VILLAGE OF	NE3107501	182	Replace Tank, Mains & New Meters	\$2,650,000
PER NO	60	IMPERIAL, CITY OF	NE3102902	2071	Replace Mains & Meters	\$650,000
NO	60	INDIANOLA, CITY OF	NE3114506	584	Replace Mains & Upgrade Meters	\$415,500
YES NRTTP	15	ITHACA, VILLAGE OF	NE3120446	148	Repaint Tank & Rehab Well	\$13,700
NO	130	JACKSON, VILLAGE OF	NE3104302	223	Replace Well lost due to Uranium, Rehab Tank & Replace Meters	\$450,000
TDF	175	JANSEN, VILLAGE OF	NE3109509	118	Rehab Tower due to Coliform, Backup Well, Replace & Loop Mains, Replace Lead Service Lines & Meters	\$2,100,000
NO	145	JULIAN, VILLAGE OF	NE3112709	59	Interconnect w/RWD due to Nitrates & New Meters	\$162,000
TDF	60	JUNIATA, VILLAGE OF	NE3100107	755	Replace Well or Interconnect w/ Hastings & New Meters	\$1,230,000
NO	135	KBC ESTATES - SFY 2018	NE3108908	100	Replace Well due to Nitrates	\$97,000
NO	30	KEARNEY, CITY OF	NE3101906	30787	New Tower & Booster Station, Replace & Loop Mains	\$29,280,000
LOAN	15	KEARNEY, CITY OF	NE3101906	30787	Mains	\$925,000
NO	100	KILGORE, VILLAGE OF	NE3103104	77	Backup Well	\$200,000
NO	60	KIMBALL, CITY OF	NE3110501	2496	Replace Mains & Meters, Rehab Wells & Tower	\$1,760,000
NO	15	LAKELAND ESTATES WATER CO	NE3105514	1469	Water Meters	\$135,600
NO	40	LAKEVIEW ACRES LOT OWNERS	NE3120312	60	New Well	\$150,000
PER NO	30	LAUREL, CITY OF	NE3102705	964	Loop Mains & Replace Meters	\$1,100,000
NO	30	LANCASTER COUNTY RWD NO. 1	NE3110909	4728	New Well, Booster Station & Mains	\$6,000,000
NO	70	LAWRENCE, VILLAGE OF	NE3112901	304	Replace Mains & Meters	\$500,000
USDA	160	LEBANON, VILLAGE OF	NE3114505	80	Replace Well due to Arsenic, Replace Tanks , Replace Mains & Meters	\$1,110,000
NO	30	LEIGH, VILLAGE OF	NE3103705	405	Loop & Replace Mains	\$265,000
NO	135	LEXINGTON, CITY OF	NE3104708	10230	New Wells due to Nitrates & Arsenic w/ Transmission Main	\$1,750,000
NO	25	LIBERTY, VILLAGE OF	NE3106701	76	Repaint Tank, Replace Mains & Meters	\$84,275

RTP CODE	PRIORITY POINTS	PUBLIC WATER SYSTEM	PWS NUMBER	POP.	PROJECT DESCRIPTION	ESTIMATED PROJECT COST
YES N RTP	30	LINCOLN, CITY OF - SFY 2018	NE3110926	258379	New Collector Well, Replace/Rehab Wells, Repaint Reservoirs, Replace Mains & Meters	\$70,970,000
LOAN	90	LINDSAY, VILLAGE OF	NE3114104	255	Replace Tower & Mains	\$1,632,000
NO	15	LITCHFIELD, VILLAGE OF	NE3116302	262	Upgrade Meters	\$90,000
NO	70	LITTLE BLUE NRD RWD 1 - SFY 2020	NE3109504	1540	Replacement Wells or Pumphouse Improvements	\$2,500,000
PER NO	160	LODGEPOLE, VILLAGE OF	NE3103304	318	New Wellfield or Treatment due to Arsenic, Replace Tank & Mains, Replace Meters	\$10,100,000
NO	135	LOGAN EAST RUAL WATER SYSTEM	NE3120658	3000	Replace Well due to Nitrates	\$250,000
TDF	145	LOOMIS, VILLAGE OF	NE3113702	382	Replace Well due to Nitrates, Replace Mains & New Meters	\$1,050,000
NO	60	LOUP CITY, CITY OF	NE3116303	1029	Replace Mains & Rehab Tower	\$400,000
NO	15	LOUISVILLE, CITY OF	NE3102512	1106	Replace Meters	\$68,000
NO	30	LYMAN, VILLAGE OF	NE3115710	341	Loop Mains	\$175,000
NO	60	LYNCH, VILLAGE OF	NE3115710	341	Replace Mains	\$100,000
USDA	70	LYONS, CITY OF	NE3102103	851	Replace WTP Filters & Rehab Wells	\$1,990,000
YES N RTP	30	MADISON, CITY OF	NE3111916	2438	Loop Mains	\$500,000
NO	60	MALCOLM, VILLAGE OF	NE3110923	382	Replace & Loop Mains, Update Controls, VFDs, Standby Generator & Replace Meters	\$360,000
NO	15	MALMO, VILLAGE OF	NE3115510	120	Well Controls	\$20,000
NO	15	MANLEY, VILLAGE OF	NE3102513	178	Replace Meters & Valves	\$115,000
LOAN	130	MARQUETTE, VILLAGE OF	NE3108105	229	New or Rehab Well due to SOCs, Replace Mains & Rehab Tank	\$530,000
PER NO WWAC	185	MARTINSBURG, VILLAGE	NE3105108	94	Blending Well due to Uranium A.O. & Replace Tank	\$981,700
PER NO	130	MASKELL, VILLAGE OF - SFY 2017	NE3105104	76	Backup Well or Interconnect w/RWD, Replace Meters	\$605,000
NO	15	MASON CITY, VILLAGE OF	NE3104109	171	Replace Mains	\$80,000
NO	15	MAXWELL, VILLAGE OF	NE3120293	312	Replace Meters, Rehab Well & Tower	\$90,000
NO	60	MCCOOK, CITY OF	NE3114504	7698	Replace Mains, Upgrade WTP & Replace Media, Replace Pump & Meters	\$5,953,000
FNSI	145	MCCOOL JUNCTION, VILLAGE OF	NE3120195	409	Replace Well due to Nitrates & Replace Mains	\$860,000

RTP CODE	PRIORITY POINTS	PUBLIC WATER SYSTEM	PWS NUMBER	POP.	PROJECT DESCRIPTION	ESTIMATED PROJECT COST
USDA	150	MEAD, VILLAGE OF - SFY 2018	NE3115509	569	New Well(s) and/or Treatment to address Arsenic, Replace Water Tower	\$3,600,000
NO	15	MEADOW GROVE, VILLAGE OF	NE3111917	301	Replace Mains	\$150,000
NO	15	MERRIMAN, VILLAGE OF	NE3103103	128	Rehab Well	\$75,000
YES	60	METROPOLITAN UTILITIES DISTRICT - SFY 2018	NE3105507	600354	Partial Rehab of WTP, Loop & Replace Mains, Repaint Tanks, Replace Meters, WTP Discharge Improvements per NPDES Permits	\$183,810,000
PER NO	135	MILFORD, CITY OF	NE3115907	2090	Replace Well(s) w/Blending Transmission Main due to Nitrates & Replace Mains	\$1,150,000
NO	80	MILLER, VILLAGE OF	NE3101903	136	Replace Mains & Meters	\$230,000
NO	165	MILLIGAN, VILLAGE OF	NE3105907	285	New Well due to Nitrates, Repaint Tower & Replace Mains	\$945,000
NO	15	MINATARE, CITY OF	NE3115702	816	Replace Mains & Rehab Pumps	\$32,000
YES	60	MINDEN, CITY OF	NE3109904	2923	Replace Mains, Rehab Well & Upgrade WTP	\$1,790,000
NO	60	MITCHELL, CITY OF	NE3115703	1702	Replace Tank & Meters, Loop Mains & Rehab Well	\$1,145,000
NO	60	MONROE, VILLAGE OF - SFY 2019	NE3114102	284	Replace Tank & Mains	\$500,000
NO	80	MOOREFIELD, VILLAGE OF	NE3106304	32	Replace Mains	\$75,000
NO	15	MORRILL, VILLAGE OF	NE3115708	921	Replace Mains	\$113,500
USDA	130	MORSE BLUFF, VILLAGE OF	NE3115507	135	Backup Well, Replace Reservoir, Loop & Replace Mains, Replace Meters	\$1,610,000
PER NO	30	MULLEN, VILLAGE OF	NE3109101	509	Replace & Loop Mains, Rehab Well & Tank	\$490,000
NO	15	MURDOCK, VILLAGE OF	NE3102511	236	Replace Mains & Meters, Rehab Well & Tank	\$140,000
NO	15	MURRAY, VILLAGE OF	NE3102514	463	Replace Meters	\$30,000
TDF	120	NAPONEE, VILLAGE OF	NE3106103	106	Replace Well due to Arsenic	\$100,000
PER NO	90	NEBRASKA CITY, CITY OF	NE3113106	7289	New Collector Well, Replace/Rehab Wells & Replace Mains	\$740,000
NO	30	NELIGH, CITY OF	NE3100305	1599	Loop Mains	\$400,000
NO	145	NEMAHA CO. RWD #1	NE3112701	600	Replace Well due to Nitrates & Meters	\$976,000
NO	135	NEMAHA CO. RWD #2	NE3112707	1289	Replace Well due to Nitrates, Rehab Tank & Replace Meters	\$333,000
NO	15	NEWPORT, VILLAGE OF	NE3114901	97	Repaint Tanks & Replace Meters	\$35,500
NO	120	NIOBRARA, VILLAGE OF	NE3110709	370	Rehab or Replace Wells due to Manganese	\$100,000

RTP CODE	PRIORITY POINTS	PUBLIC WATER SYSTEM	PWS NUMBER	POP.	PROJECT DESCRIPTION	ESTIMATED PROJECT COST
NO	30	NORFOLK, CITY OF	NE3111910	24210	Gray Water Blending w/ Booster Station	\$7,011,000
TDF	30	NORTH BEND, CITY OF	NE3105305	1177	Loop Mains	\$300,000
PER NO	60	NORTH LOUP, VILLAGE OF	NE3117502	297	Replace Master Meter Pit	\$50,000
PER NO	60	OAKDALE, VILLAGE OF	NE3100302	322	Replace Mains & Rehab Tower	\$175,000
NO	60	OAKLAND, CITY OF	NE3102101	1244	Replace Well, Mains & Meters, Rehab WTP	\$1,835,000
NO	15	OCONTO, VILLAGE OF	NE3104107	151	Replace Mains	\$10,000
NO	15	ODELL, VILLAGE OF	NE3106708	307	Repaint Tank & Replace Mains	\$250,000
LOAN	160	ONEILL, CITY OF - SFY 2018	NE3108904	3705	New Tower in part due to Coliform A.O. & Loop Mains	\$2,420,000
NO	85	ONEILL, CITY OF	NE3108904	3705	Replace Mains & Meters, New Well	\$4,987,034
LOAN	135	OGALLALA, CITY OF - SFY 2018	NE3110102	4737	Replace Wells due to Nitrates, Repaint Tower, Replace & Loop Mains	\$2,176,684
NO	15	OHIOWA, VILLAGE OF	NE3105908	115	Replace Water Meters	\$75,000
TDF	180	ONG, VILLAGE OF	NE3103508	63	Replace Well due to Nitrate A.O.	\$170,000
NO	15	ORLEANS, VILLAGE OF	NE3108306	386	Replace Mains & Reline Well	\$130,000
PER NO	90	OSCEOLA, CITY OF	NE3114302	880	Repaint Standpipe & Replace Mains	\$600,000
NO	60	OSHKOSH, CITY OF	NE3106901	884	Replace Mains	\$50,000
LOAN	160	OSHKOSH, CITY OF - SFY 2018	NE3106901	884	New Wellfield due to Arsenic & Uranium, Replace Tower & Mains, Replace Meters	\$4,550,000
PER NO	60	OSMOND, CITY OF - SFY 2020	NE3113903	783	Replace Tower, Loop & Replace Mains	\$725,000
PER NO	100	OTOE, VILLAGE OF	NE3113108	171	Replace Mains & Meters	\$1,959,000
NO	70	OVERTON, VILLAGE OF	NE3014710	594	Replace Mains	\$750,000
PER NO	165	OXFORD, VILLAGE OF	NE3106502	779	New Well due to Nitrates, New Tower, Replace Mains & Meters	\$3,430,000
PER NO	80	PAGE, VILLAGE OF - SFY 2020	NE3108903	166	Replace Mains & Meters, Rehab WTP & Wells	\$553,500
NO	15	PALISADE, VILLAGE OF	NE3120023	351	Rehab Wells	\$45,000
NO	30	PAWNEE CITY, CITY OF	NE3113305	878	New Well, Rehab Well & Replace Meters	\$496,000
YES	60	PAWNEE COUNTY RWD #1	NE3113304	1500	Replace Mains	\$670,000
FNSI	135	PAXTON, VILLAGE OF	NE3110101	523	Replace Well due to Nitrates & Uranium, Replace Mains & Repaint Tank	\$580,000

RTP CODE	PRIORITY POINTS	PUBLIC WATER SYSTEM	PWS NUMBER	POP.	PROJECT DESCRIPTION	ESTIMATED PROJECT COST
NO	70	PENDER, CITY OF	NE3117308	1002	Replace Well, Replace Mains & Meters, Rehab Tanks	\$2,480,000
PER NO FLOOD	155	PERU, CITY OF	NE3112705	865	Replace WTP, Wells and Controls, or interconnect w/Auburn & Repaint Tower	\$6,250,000
NO	30	PETERSBURG, VILLAGE OF	NE3101104	333	Replace & Loop Mains, Rehab Well & Tank	\$280,000
NO	70	PHILLIPS, VILLAGE OF	NE3108106	287	Replace & Loop Mains	\$750,000
NO	60	PICKRELL, VILLAGE OF	NE3106711	199	Replace Mains & Backup Power	\$140,000
LOAN	135	PIERCE, CITY OF	NE3113904	1767	Replace Well due to Arsenic, Mains & Meters	\$376,000
PER NO	15	PILGER, VILLAGE OF	NE3316701	352	Replace Meters & Mains	\$141,000
NO	135	PLAINVIEW, CITY OF	NE3113902	1246	Replace Well due to Nitrates, Mains & Meters, Repaint Tower	\$980,000
PER NO	165	PLATTE ALLIANCE WATER SYSTEM	N/A	36970	Regional Water System for Morrill and Scottsbluff Counties due to Arsenic, Nitrate and Uranium.	\$208,134,375
PER NO RTP	145	PLATTE CENTER, VILLAGE OF	NE3114101	336	Replace Well due to Nitrates, Replace & Loop Mains	\$600,000
LOAN	60	PLATTSMOUTH, CITY OF - SFY 2019	NE3102501	6502	Replace Mains	\$172,908
PER NO FLOOD	100	PLATTSMOUTH, CITY OF	NE3102501	6502	New Water Supply/Treatment Facility & Replace Mains	\$16,000,000
NO	15	PLEASANT DALE, VILLAGE OF	NE3115906	205	Rehab Well & Tank	\$250,000
PER NO	60	PLEASANTON, VILLAGE OF	NE3101909	341	Replace Mains, Rehab Wellhouse & Tower	\$255,000
NO	70	PLYMOUTH, VILLAGE OF	NE3109503	409	Replace Tower & Mains	\$800,000
PER NO	165	POLK, VILLAGE OF	NE3114301	322	Treatment due to Nitrates & Iron/Mg	\$1,030,000
NO	70	PONCA, CITY OF	NE3105106	961	Replace Tower, Replace Mains, Rehab Wells & Pumps	\$2,500,000
NO	80	PRAGUE, VILLAGE OF	NE3115501	303	Replace Well, Rehab WTP & Tower, Replace Meters	\$1,135,000
NO	15	RAGAN, VILLAGE OF	NE3108305	38	Upgrade Meter Pit	\$50,000
NO	30	RANDOLPH, CITY OF	NE3102709	944	Mains	\$100,000
LOAN	200	RAVEN'S NEST SFY - 2019	NE3121381	58	Replace Shallow Well, Tank & Mains due to A.O.	\$571,000
NO	60	RAVENNA, CITY OF	NE3101911	1360	Replace Mains & Meters	\$250,000
NO	70	RED CLOUD, CITY OF	NE3118301	1020	Replace Mains & Wellhouses	\$1,000,000

RTP CODE	PRIORITY POINTS	PUBLIC WATER SYSTEM	PWS NUMBER	POP.	PROJECT DESCRIPTION	ESTIMATED PROJECT COST
NO	40	REPUBLICAN CITY, VILLAGE OF	NE3108304	150	Replace Wellhouse & Loop Mains	\$450,000
NO	60	RIVERDALE, VILLAGE OF	NE3120710	182	Replace Mains & Meters	\$242,000
NO	15	ROCKVILLE, VILLAGE OF	NE3120818	106	Backup Power & Replace Meters	\$110,000
PER NO	165	ROSELAND, VILLAGE OF	NE3130003	235	Replace Well due to Nitrates, Replace Mains & Meters	\$1,205,000
NO	60	ROLLING MEADOWS - SFY 2019	NE3105526	230	Consolidate w/M.U.D. System	\$102,000
NO	100	RULO, VILLAGE OF - SFY 2018	NE3114706	172	Replace Tower, Mains & Meters	\$2,138,000
NO	60	RUSHVILLE, VILLAGE OF	NE3116101	890	Replace Mains & Meters	\$750,000
NO	15	ST. EDWARD, CITY OF	NE3101105	705	New Meters	\$530,000
NO	15	ST. HELENA, VILLAGE OF	NE3120175	96	Replace Meters	\$20,000
NO	15	ST. PAUL, CITY OF	NE3109306	2290	Replace Meters, Mains & Upgrade Controls	\$430,000
NO	15	SARGENT, CITY OF	NE3104101	525	Rehab Tower & Well, Replace Mains & Meters	\$92,500
NO	60	SARPY COUNTY SID 79 - MEADOW OAKS	NE3115302	300	Replace Well	\$190,000
NO	15	SAUNDERS CO. SID #4 - PAWNEE MEADOWS	NE3120514	212	Rehab Well	\$30,000
PER NO	120	SCHUYLER, CITY OF	NE3103701	6211	New Well due to Uranium, Replace & Loop Mains, New Tower	\$2,850,000
NO	15	SCOTIA, VILLAGE OF	NE3107703	318	Replace Meters & Mains	\$225,000
NO	15	SCOTTSBLUFF, CITY OF	NE3115716	15039	Repaint Towers, Replace & Loop Mains	\$2,145,000
LOAN	90	SCRIBNER, CITY OF	NE3105302	857	Replace WTP & Wells w/ Transmission, Loop Mains	\$3,823,000
PER NO	60	SCRIBNER, CITY OF	NE3105302	857	Replace Meters	\$500,000
PER YES	60	SEWARD, CITY OF	NE3115905	6964	Replace Tower, Mains, & Meters, Rehab Well	\$3,070,000
NO	60	SHELBY, VILLAGE OF	NE3114304	714	Replace Mains	\$75,000
LOAN	60	SHELTON, VILLAGE OF	NE3101910	1059	Replace & Loop Mains	\$500,000
NO	15	SHICKLEY, VILLAGE OF	NE3105909	340	New Meters & Replace Mains	\$500,000
NO	30	SIDNEY, CITY OF	NE3103303	6757	Loop Mains	\$200,000
NO	100	SILVER CREEK, VILLAGE OF	NE3112104	362	Backup Well	\$500,000
NO	130	SMITHFIELD, VILLAGE OF	NE3107313	54	Backup Well & Replace Meters	\$500,000
TDF	90	SNYDER, VILLAGE OF	NE3105303	300	Backup Well	\$300,000

RTP CODE	PRIORITY POINTS	PUBLIC WATER SYSTEM	PWS NUMBER	POP.	PROJECT DESCRIPTION	ESTIMATED PROJECT COST
LOAN	60	SOUTH SIOUX CITY, CITY OF	NE3104309	13353	New Water Tower	\$5,600,000
NO	15	SPENCER, VILLAGE OF	NE3101507	455	Replace Meters & Mains	\$350,000
NO	135	SPRINGFIELD, CITY OF - SFY 2019	NE3115301	1529	Provide Supply to Platteview High School due to Nitrates	\$1,320,000
LOAN	135	SPRINGFIELD, CITY OF - SFY 2019	NE3115301	1529	Replace Well lost due to Nitrates & Loop Mains	\$1,875,000
PER NO	70	SPRINGFIELD, CITY OF	NE3115301	1529	Replace Mains & Tank	\$3,650,000
NO	60	STANTON CO SID #1- WOODLAND PARK	NE3120155	1451	Replace Tank, Mains & Meters, Rehab Well	\$2,140,000
USDA	100	STAPLEHURST, VILLAGE OF	NE3115914	242	Replace Well or Interconnect w/Seward, Replace Tank & New Meters	\$4,280,000
NO	15	STAPLETON, VILLAGE OF	NE3111301	305	Repaint Tower & Rehab Well	\$95,000
USDA	200	STEELE CITY, VILLAGE OF - SFY 2016	NE3109502	61	Point of Use Treatment due to Nitrate A.O., Replace Well and New Meters	\$533,000
NO	60	STERLING, VILLAGE OF	NE3109502	476	Replace Mains & New Meters	\$350,000
TDF	90	STOCKVILLE, VILLAGE OF	NE3106305	25	Replace Mains, Controls & Security Fencing	\$130,000
NO	70	STRATTON, VILLAGE OF	NE3108701	343	Replace Mains & Meters	\$838,000
PER NO	60	STROMSBURG, CITY OF	NE3114303	1171	Replace Well & Mains	\$520,000
NO	120	STUART, VILLAGE OF	NE3108906	590	Replace Well due Arsenic, Mains & Meters	\$690,000
NO	15	SUMNER, VILLAGE OF	NE3120220	236	Rehab Tank	\$20,000
PER NO	135	SUPERIOR, CITY OF	NE3112904	1957	Replace Well due to Nitrates, Mains & Meters	\$1,610,000
NO	15	SUTTON, CITY OF	NE3103507	1502	New Meters & Replace Mains	\$1,700,000
FNSI	110	SYRACUSE, CITY OF	NE3113104	1942	New Wells, Tank & Replace Meters	\$8,340,963
USDA	100	TALMAGE, VILLAGE OF - SFY 2020	NE3113102	233	Replace Well, WTP, Tower & New Meters	\$1,240,500
NO	135	TEKAMAH, CITY OF	NE3102102	1736	Replace Well due to Nitrates, add VFDs, Loop Mains & Replace Meters	\$710,000
LOAN	15	TERRYTOWN, CITY OF - SFY 2019	NE3115701	1198	New Meters	\$1,300,000
NO	70	TILDEN, CITY OF	NE3100301	953	Replace & Loop Mains, New Well	\$1,500,000
NO	60	TOBIAS, VILLAGE OF	NE3115108	106	Replace Mains	\$100,000
NO	15	TRENTON, VILLAGE OF	NE3108503	560	Replace Meters & Rehab Well	\$90,000

RTP CODE	PRIORITY POINTS	PUBLIC WATER SYSTEM	PWS NUMBER	POP.	PROJECT DESCRIPTION	ESTIMATED PROJECT COST
NO	15	TRUMBULL, VILLAGE OF	NE3100108	205	Replace Meters	\$72,114
NO	15	UEHLING, VILLAGE OF	NE3105304	230	Rehab Tank, Replace Hydrants & Valves	\$195,000
NO	60	UNADILLA, VILLAGE OF	NE3113101	311	Replace & Loop Mains, Rehab Tank	\$20,000
PER NO	165	UNION, VILLAGE OF	NE3102505	233	Replace Well due to Nitrates, Replace Mains & OCCT	\$1,320,000
PER NO	60	UTICA, VILLAGE OF	NE3115913	861	Replace Mains & Meters	\$1,500,000
PER NO	135	VALENTINE, CITY OF	NE3103106	2737	New Well due to Nitrates, Replace Mains & Meters	\$1,825,000
NO	60	VALPARAISO, VILLAGE OF	NE3115511	570	Replace Mains & Meters, Rehab Standpipe & Well	\$365,000
NO	130	VERDEL, VILLAGE OF	NE3110712	30	Backup Well & Replace Mains	\$250,000
NO	70	VERDIGRE, VILLAGE OF	NE3110713	575	Replace Mains & Meters	\$675,000
NO	60	WACO, VILLAGE OF	NE3118705	236	Repaint Tower & Replace Mains	\$265,000
NO	60	WAHOO, CITY OF	NE3115512	4508	Replace Well, New Tower, Replace & Loop Mains, Replace Meters	\$2,910,000
NO	135	WAKEFIELD, CITY OF - SFY 2018	NE3105107	1451	New Well in part due to Nitrates, Replace Mains & Meters	\$2,500,000
NO	15	WATERBURY, VILLAGE OF	NE3130031	73	Rehab Wellhouses & Tower	\$4,000
NO	60	WATERLOO, VILLAGE OF	NE3105517	848	Replace Mains	\$200,000
NO	60	WAUNETA, VILLAGE OF	NE3102901	577	Replace Mains	\$275,000
NO	15	WAUSA, VILLAGE OF	NE3110711	634	Replace Meters & Mains	\$225,000
NO	60	WAVERLY, CITY OF	NE3110905	3277	Replace Mains & Meters	\$2,971,000
FNSI	90	WAYNE, CITY OF	NE3118104	5660	Redundant Transmission Main	\$2,500,000
NO	60	WAYNE, CITY OF	NE3118104	5660	Replace & Loop Mains, Rehab Wells & Replace Meters	\$1,325,000
NO	60	WEeping WATER, CITY OF	NE3102506	1050	Replace Mains	\$500,000
NO	60	WESTERN, VILLAGE OF	NE3115107	235	Replace Mains & Update Controls	\$175,000
NO	30	WESTERN NE JOINT WATER BOARD	NE3121302	1368	Pressure Improvements	\$175,000
LOAN	60	WEST KNOX RWD - SFY 2014	NE3120348	1587	New Well w/Transmission Main, Planning & Design Costs to Supply Center & Niobrara	\$1,101,567
NO	80	WEST MILITARY WATER ASSOCIATION - SFY 2020	NE3105506	298	Replace Mains & Install Meters	\$1,402,171
LOAN	105	WEST POINT, CITY OF	NE3103904	3364	Upgrade WTP due in part to a Copper Advisory, Replace & Pig Mains, Backup Power	\$2,765,000

RTP CODE	PRIORITY POINTS	PUBLIC WATER SYSTEM	PWS NUMBER	POP.	PROJECT DESCRIPTION	ESTIMATED PROJECT COST
USDA	100	WHITNEY, VILLAGE OF	NE3104501	77	Replace Mains & Meters	\$599,000
NO	135	WILBER, CITY OF	NE3115105	1855	Replace Wells due to Nitrates & Mains	\$1,400,000
PER NO	30	WILCOX, VILLAGE OF	NE3109901	358	New Well & Mains	\$485,000
NO	175	WILSONVILLE, VILLAGE OF	NE3106501	93	New Well due to Nitrates, Rehab Tank, Replace Meters & Extend Mains	\$964,000
NO	60	WINNEBAGO, VILLAGE OF - SFY 2020	NE3117302	774	Replace Mains & Meters	\$300,000
PER NO	40	WINSIDE, VILLAGE OF	NE3118105	427	New Well, Rehab Tower & WTP, Replace Mains & Meters	\$675,000
LOAN	155	WISNER, CITY OF	NE3103903	1170	Replace Well due to Selenium, Loop Mains & Replace Tank	\$4,500,000
TDF	90	WOLBACH, VILLAGE OF	NE3107704	283	Replace Tank & Mains, New Well & Meters	\$1,200,000
NO	70	WOOD LAKE, VILLAGE OF	NE3103105	63	Replace Mains & Rehab Well	\$80,000
NO	30	WOOD RIVER, CITY OF	NE3107901	1325	New Well, Repaint Tower & Loop Mains	\$1,044,000
NO	60	WYMORE, CITY OF	NE3106710	1457	Replace Mains & Meters	\$314,000
NO	155	WYNOT, VILLAGE OF	NE3102708	166	Replace Well due to Nitrates, Mains & Meters	\$610,000
LOAN	60	YORK, CITY OF	NE3118706	7766	Replace Mains	\$4,600,000
PER NO	30	YORK, CITY OF	NE3118706	7766	Replace Mains & Rehab Well	\$1,430,000
NO	135	YUTAN, CITY OF	NE3115515	1174	Replace Well due to Nitrates, Mains & Meters	\$900,000
					Total Estimated Costs:	\$997,131,751

READINESS TO PROCEED (RTP) CODES - ELIGIBLE FOR FUNDING PROGRAM LIST:

FNSI (OR PENDING FNSI) - FINDING OF NO SIGNIFICANT IMPACT - BINDING COMMITMENT FOR FUNDING MADE WITH DWSRF FOR 1 YEAR

CatEx - CATEGORICAL EXCLUSION (OR PENDING CatEx) - BINDING COMMITMENT FOR FUNDING MADE WITH DWSRF FOR 1 YEAR

PER NO/NR - ENGINEERING REPORT PREPARED, PROJECT NOT SET TO PROCEED IN SFY 2021

PER YES - ENGINEERING REPORT PREPARED, PLANS & SPECIFICATIONS PREPARED OR UNDER DESIGN, BUT LOWER PRIORITY PROJECT

YES - PLANS & SPECIFICATIONS PREPARED OR UNDER DESIGN

NOTES: ALL LISTED PROJECTS PER STATE FISCAL YEAR 2021 PRIORITY RANKING SYSTEM

RWD - RURAL WATER DISTRICT

PER - PRELIMINARY ENGINEERING REPORT

A.O. - ADMINISTRATIVE ORDER

SFY 2017, 2018, 2019, OR 2020 - PROJECT CARRIED OVER FROM STATE FISCAL YEAR 2017, 2018, 2019, OR 2020 INTENDED USE PLAN

TH PER not RTP - TEST HOLE COMPLETED, COMMUNITY NOT READY TO PROCEED
TDF - COMMUNITY TURNED DOWN EQUAL OR BETTER FUNDING OFFER BY DWSRF
USDA - COMMUNITY OFFERED BETTER FUNDING THROUGH THE U.S. DEPARTMENT OF AGRICULTURE
LOAN - COMMUNITY SIGNED LOAN AGREEMENT WITH DWSRF, PROJECT NOT COMPLETE

PWS - PUBLIC WATER SYSTEM
WTP - WATER TREATMENT PLANT
VFD - VARIABLE FREQUENCY DRIVE

APPENDIX C

CWSRF & DWSRF INTEREST RATE AND ADMINISTRATIVE FEES SYSTEM

The Interest Rate System is developed in accordance with “Title 131 Rules and Regulations for the Wastewater Treatment Facilities and Drinking Water Construction Assistance Programs.” This system is reviewed and approved by the Environmental Quality Council (EQC) as a part of the public participation process followed each year for the Intended Use Plan.

On loans made from the proceeds of leveraged bonds, the Department will set interest rates reflective of the rates charged on the leveraged bonds. The Department of Environment and Energy will set the SRF market rates, using the cost of borrowing money for the CWSRF and DWSRF, recent local tax-exempt municipal issues, and costs for private borrowers as guidance.

CWSRF Interest Rate for Loans

The following interest rates will be set for CWSRF loans:

- For loans with terms of 20 years or less, the market rate will be set at 1.5%;
- For loans exceeding 20 years:
 - For borrowers with a medium or high AWIN risk score, or are considered to be under financial hardship by the Department, the market rate will be set at 1.5%;
 - For borrowers with a low AWIN risk score, the market rate will be set at 2.0%*.
 - Eligible borrowers who do not meet the AWIN eligibility criteria may submit a financial hardship report to the Department for additional consideration.
- The market rate for Planning Loans will be set at 0%;
- Project which incorporate eligible Green Project Reserve (GPR) components may receive a deduction of up to 0.50% annual interest rate depending upon the percentage of project that is GPR eligible.
 - The market rate for a CWSRF project with qualifying GPR components will be initial market rate with a possible maximum reduction of 0.50% based upon the percentage of total SRF fundable GPR eligible components against entire SRF fundable amount. Projects that are 100% GPR eligible will receive a total reduction of market rate of 0.50%. If a CWSRF funded project has a combination of GPR eligible items and ineligible items, a blended rate will be calculated based upon the percentage of each portion.

DWSRF Interest Rate

The DWSRF market rates will be set at:

- For loans with terms of 20 years or less, the market rate will be set at 1.5%;
- For loans with terms exceeding 20 years:
 - For Disadvantaged Communities, the market rate will be set at 1.5%;
 - For all other communities, the market rate will be set at 2.0%;
- For Planning Loan, the market rate will be set at 0%.

For the purpose of this appendix, DW disadvantaged communities are communities which have a Median Household Income (MHI) less than or equal to 120% of the State MHI.

Private borrowers (except for not-for-profit community systems) will not qualify for any alternate rates or any rates available to communities as a result of a disadvantaged community determination. There are no discounts available for accelerated pay back or debt service based rates and no provisions for extended terms.

Interest Rate on Loans Made for Emergency Bridge Financing

For both CWSRF and DWSRF loans made for emergency projects, as defined by Title 131, that serve as a bridge financing while a borrower awaits to receive funding from other sources, such as FEMA, will have an annual interest rate of 0% for SFY 2020 IUP. The 0% will only apply to the portion that will be covered by other funding sources. Loan contracts for CWSRF will also establish that if other funding sources cannot be secured, the interest may be adjusted up to 1.5%.

Interest Rate on Loans During Construction

The Department may establish an interest rate to be applied during the construction period of a loan project up to the maximum market rate applicable to the borrower. If loan repayment would begin prior to finalization of construction, the interest rate on all outstanding principal will be adjusted to the principal market rate as determined by the loan agreement.

Adjusting the Interest Rate

The Department may review the bond market at the end of each quarter and adjust the SRF market interest rates if deemed necessary. Loans for projects addressing wastewater system or public water supply system needs will be made at the SRF market rate of interest; unless they qualify for the minimum rate, prorated rate, or another rate under the Alternate Rate Procedures.

Median Household Income Determination

For the CWSRF and DWSRF, Median Household Income (MHI) will be determined from the American Community survey (ACS) five-year estimates published by the U.S. Census Bureau. The MHI ACS 5-year data from 2012-2016 data is being updated to the ACS 5-year data from 2014-2018. The State MHI that is determined by ACS (2014-2019), has increased from \$54,384 to \$59,116.

The MHI for Sanitary and Improvement District (SID) projects will be based on the smallest county subdivision with a reported MHI, such as a precinct or census tract that encompasses the project service area. The MHI for Natural Resources Districts (NRDs) or Rural Water System projects will be based on the averages of the MHI values reported for the counties included all or partly in the district or system.

If there is a reason to believe that the census data is not an accurate representation of the median household income within the area to be served, the reasons will be documented and the loan applicant may furnish additional information regarding such median household income. Such information will consist of reliable data from local, regional, state, or federal sources or from a survey conducted by a reliable impartial source. This survey will be valid for five years.

Administrative Fees

The Department may apply an administrative fee against outstanding principal on loans to meet the long term administrative costs of the SRF programs. An annual fee of up to 0.5% in fees may be charged against the outstanding principal on Planning Loans and an annual fee of up to 1% may be charged against the outstanding principal on all other loans.

A reduction of up to 0.25% in fees may be applied on new loans with applicants who have previously borrowed and have fully repaid SRF loans. A reduction of up to 0.5% in fees may be applied on new loans with borrowers that have current outstanding SRF loan balances. If a project is atypical, or borrowers with current outstanding SRF loan balances are delinquent in repayment, the Director may choose to not allow a reduced administration fee. The reduction of administrative fees is only eligible for new loans for construction and is not applicable to refinancing of existing loans.

An annual administrative fee of 0% may be applied to loans made for emergency projects as defined by Title 131, that serve as bridge financing while a borrower awaits to receive funding from other sources, such as FEMA. Loan contracts for CWSRF will also establish that if other funding sources cannot be secured, the administrative fee may be adjusted up to 1.0% annually.

These fees are not included in the loan principal. Fees will be assessed on a semi-annual basis and billed at the same time invoices for principal and interest are mailed. The Director may waive this fee during construction, except on projects that only receive interim financing during construction. Fees collected in addition to principal and interest, which are not deposited as loan repayments, are considered "income received by the grantee" or "program income."

APPENDIX D

ASSESSING WASTEWATER INFRASTRUCTURE (AWIN)

The NDEE developed the **Assessing Wastewater Infrastructure Needs (AWIN)** program to assist struggling communities in Nebraska to better afford, maintain, and operate wastewater infrastructure projects. The goal of AWIN is to use current information to provide accurate estimates of future conditions in Nebraska communities. This information can be used to develop sustainable projects and minimize financial burdens for struggling communities, while working toward compliance for all communities.

AWIN examines various factors affecting communities, such as population change, per capita income, average age of residents and infrastructure needs, to develop a “sustainability risk” analysis. The focus of AWIN is to assist communities in evaluating their infrastructure needs to determine if affordable alternatives are available. AWIN will also be utilized in the prioritization of loans and grants through the Clean Water State Revolving Fund Intended Use Plan. The AWIN Ranking corresponds with the Sustainability Risk. The higher the AWIN score, the higher sustainability risk a community is predicted to have over the next ten to twenty years.

City/Town/District	AWIN Ranking	Sustainability Risk
Abie	17	High
Adams	10	Low
Ainsworth	19	High
Albion	12	Moderate
Alda	9	Low
Alexandria	15	Moderate
Allen	11	Moderate
Alliance	3	Low
Alma	9	Low
Alvo	18	High
Ames	10	Low
Amherst	7	Low
Anoka	23	High
Anselmo	12	Moderate
Ansley	14	Moderate
Arapahoe	8	Low
Arcadia	7	Low
Archer	7	Low
Arlington	2	Low
Arnold	6	Low
Arthur	17	High
Ashland	2	Low
Ashton	17	High
Aten	9	Low
Atkinson	8	Low

City/Town/District	AWIN Ranking	Sustainability Risk
Atlanta	4	Low
Auburn	9	Low
Aurora	1	Low
Avoca	16	High
Axtell	3	Low
Ayr	11	Moderate
Bancroft	2	Low
Barada	13	Moderate
Barneston	15	Moderate
Bartlett	10	Low
Bartley	18	High
Bassett	22	High
Battle Creek	0	Low
Bayard	18	High
Bazile Mills	13	Moderate
Beatrice	11	Moderate
Beaver City	20	High
Beaver Crossing	3	Low
Bee	12	Moderate
Beemer	29	High
Belden	6	Low
Belgrade	16	High
Bellevue	5	Low
Bellwood	14	Moderate
Belmar	30	High

City/Town/District	AWIN Ranking	Sustainability Risk
Belvidere	16	High
Benedict	13	Moderate
Benkelman	20	High
Bennet	6	Low
Bennington	2	Low
Berea	13	Moderate
Bertrand	8	Low
Berwyn	9	Low
Big Springs	8	Low
Bladen	19	High
Blair	1	Low
Bloomfield	19	High
Bloomington	22	High
Blue Hill	6	Low
Blue Springs	23	High
Bow Valley	9	Low
Boys Town	16	High
Bradshaw	12	Moderate
Brady	1	Low
Brainard	6	Low
Brewster	30	High
Bridgeport	12	Moderate
Bristow	30	High
Broadwater	21	High
Brock	29	High
Broken Bow	7	Low
Brownlee	16	High
Brownville	25	High
Brule	20	High
Bruning	16	High
Bruno	18	High
Brunswick	8	Low
Burchard	20	High
Burr	17	High
Burton	19	High
Burwell	8	Low
Bushnell	25	High
Butte	19	High
Byron	32	High
Cairo	2	Low

City/Town/District	AWIN Ranking	Sustainability Risk
Callaway	7	Low
Cambridge	8	Low
Campbell	24	High
Carleton	27	High
Carroll	12	Moderate
Cedar Bluffs	9	Low
Cedar Creek	23	High
Cedar Rapids	9	Low
Center	15	Moderate
Central City	11	Moderate
Ceresco	2	Low
Chadron	12	Moderate
Chalco	2	Low
Chambers	23	High
Champion	20	High
Chapman	9	Low
Chappell	17	High
Chester	23	High
Clarks	8	Low
Clarkson	10	Low
Clatonia	3	Low
Clay Center	11	Moderate
Clearwater	8	Low
Clinton	19	High
Cody	5	Low
Coleridge	17	High
Colon	7	Low
Columbus	6	Low
Comstock	29	High
Concord	12	Moderate
Cook	4	Low
Cordova	17	High
Cornlea	8	Low
Cortland	7	Low
Cotesfield	20	High
Cowles	14	Moderate
Cozad	2	Low
Crab Orchard	27	High
Craig	18	High
Crawford	24	High

City/Town/District	AWIN Ranking	Sustainability Risk
Creighton	19	High
Creston	11	Moderate
Crete	8	Low
Crofton	8	Low
Crookston	21	High
Culbertson	2	Low
Curtis	6	Low
Cushing	8	Low
Dakota City	1	Low
Dalton	5	Low
Danbury	21	High
Dannebrog	4	Low
Davenport	15	Moderate
Davey	3	Low
David City	5	Low
Dawson	22	High
Daykin	8	Low
De Witt	14	Moderate
Decatur	26	High
Denton	4	Low
Deshler	15	Moderate
Deweese	15	Moderate
Diller	18	High
Dix	12	Moderate
Dixon	26	High
Dodge	11	Moderate
Doniphan	6	Low
Dorchester	6	Low
Douglas	13	Moderate
Du Bois	12	Moderate
Dunbar	18	High
Duncan	2	Low
Dunning	6	Low
Dwight	11	Moderate
Eagle	12	Moderate
Eddyville	9	Low
Edgar	24	High
Edison	18	High
Elba	6	Low
Elgin	15	Moderate

City/Town/District	AWIN Ranking	Sustainability Risk
Elk Creek	19	High
Elm Creek	3	Low
Elmwood	4	Low
Elsie	13	Moderate
Elwood	7	Low
Elyria	12	Moderate
Emerson	9	Low
Emmet	23	High
Enders	25	High
Endicott	4	Low
Ericson	30	High
Eustis	6	Low
Ewing	7	Low
Exeter	10	Low
Fairbury	19	High
Fairfield	18	High
Fairmont	18	High
Falls City	15	Moderate
Farnam	18	High
Farwell	14	Moderate
Filley	25	High
Firth	4	Low
Fontanelle	22	High
Fordyce	8	Low
Fort Calhoun	3	Low
Foster	18	High
Franklin	8	Low
Fremont	6	Low
Friend	12	Moderate
Fullerton	16	High
Funk	3	Low
Gandy	23	High
Garland	13	Moderate
Garrison	8	Low
Geneva	6	Low
Genoa	2	Low
Gering	1	Low
Gibbon	3	Low
Gilead	13	Moderate
Giltner	4	Low

City/Town/District	AWIN Ranking	Sustainability Risk
Glenvil	10	Low
Glenwood	1	Low
Goehner	11	Moderate
Gordon	19	High
Gothenburg	9	Low
Grafton	16	High
Grand Island	3	Low
Grant	4	Low
Greeley	8	Low
Greenwood	3	Low
Gresham	19	High
Gretna	2	Low
Gross	16	High
Guide Rock	22	High
Gurley	3	Low
Hadar	3	Low
Haigler	23	High
Hallam	3	Low
Halsey	18	High
Hamlet	17	High
Hampton	1	Low
Harbine	15	Moderate
Hardy	16	High
Harrisburg	22	High
Harrison	29	High
Hartington	10	Low
Harvard	6	Low
Hastings	3	Low
Hay Springs	35	High
Hayes Center	8	Low
Hazard	18	High
Heartwell	10	Low
Hebron	12	Moderate
Hemingford	10	Low
Henderson	11	Moderate
Hendley	23	High
Henry	19	High
Herman	8	Low
Hershey	2	Low
Hickman	1	Low

City/Town/District	AWIN Ranking	Sustainability Risk
Hildreth	6	Low
Holbrook	15	Moderate
Holdrege	2	Low
Holmesville	19	High
Holstein	18	High
Homer	3	Low
Hooper	5	Low
Hordville	6	Low
Hoskins	5	Low
Howard City	15	Moderate
Howells	13	Moderate
Hubbard	7	Low
Hubbell	21	High
Humboldt	24	High
Humphrey	4	Low
Huntley	17	High
Hyannis	18	High
Imperial	4	Low
Inavale	7	Low
Indianola	2	Low
Inglewood	12	Moderate
Inland	7	Low
Inman	13	Moderate
Ithaca	6	Low
Jackson	7	Low
Jansen	20	High
Johnson	9	Low
Johnstown	11	Moderate
Julian	16	High
Juniata	7	Low
Kearney	3	Low
Kenesaw	1	Low
Kennard	3	Low
Keystone	23	High
Kilgore	9	Low
Kimball	11	Moderate
King Lake	3	Low
La Platte	3	Low
La Vista	2	Low
Lakeview	1	Low

City/Town/District	AWIN Ranking	Sustainability Risk
Lamar	24	High
Laurel	13	Moderate
Lawrence	17	High
Lebanon	23	High
Leigh	8	Low
Lemoyne	26	High
Leshara	9	Low
Lewellen	41	High
Lewiston	14	Moderate
Lexington	6	Low
Liberty	11	Moderate
Lincoln	5	Low
Lindsay	11	Moderate
Lindy	22	High
Linwood	18	High
Lisco	29	High
Litchfield	9	Low
Lodgepole	10	Low
Long Pine	14	Moderate
Loomis	2	Low
Lorenzo	8	Low
Loretto	19	High
Lorton	15	Moderate
Louisville	6	Low
Loup City	8	Low
Lushton	16	High
Lyman	20	High
Lynch	34	High
Lyons	25	High
Macy	12	Moderate
Madison	2	Low
Madrid	19	High
Magnet	27	High
Malcolm	2	Low
Malmo	8	Low
Manley	7	Low
Marquette	18	High
Martin	28	High
Martinsburg	16	High
Maskell	12	Moderate

City/Town/District	AWIN Ranking	Sustainability Risk
Mason City	12	Moderate
Max	21	High
Maxwell	3	Low
Maywood	5	Low
McCook	5	Low
McCool Junction	5	Low
McGrew	7	Low
McLean	13	Moderate
Mead	9	Low
Meadow Grove	7	Low
Melbeta	23	High
Memphis	3	Low
Merna	7	Low
Merriman	21	High
Milford	1	Low
Miller	16	High
Milligan	10	Low
Minatare	9	Low
Minden	4	Low
Mitchell	18	High
Monowi	27	High
Monroe	5	Low
Moorefield	22	High
Morrill	14	Moderate
Morse Bluff	10	Low
Mullen	14	Moderate
Murdock	7	Low
Murray	6	Low
Naper	24	High
Naponee	18	High
Nebraska City	9	Low
Nehawka	8	Low
Neligh	6	Low
Nelson	22	High
Nemaha	26	High
Nenzel	12	Moderate
Newcastle	7	Low
Newman Grove	21	High
Newport	21	High
Nickerson	16	High

City/Town/District	AWIN Ranking	Sustainability Risk
Niobrara	20	High
Nora	20	High
Norfolk	5	Low
Norman	20	High
North Bend	6	Low
North Loup	24	High
North Platte	6	Low
Oak	14	Moderate
Oakdale	13	Moderate
Oakland	13	Moderate
Obert	20	High
Oconto	15	Moderate
Octavia	7	Low
Odell	10	Low
Odessa	3	Low
Offutt AFB	8	Low
Ogallala	7	Low
Ohiowa	12	Moderate
Omaha	6	Low
O'Neill	3	Low
Ong	17	High
Orchard	16	High
Ord	11	Moderate
Orleans	15	Moderate
Osceola	5	Low
Oshkosh	13	Moderate
Osmond	6	Low
Otoe	14	Moderate
Overland	21	High
Overton	16	High
Oxford	12	Moderate
Page	14	Moderate
Palisade	10	Low
Palmer	9	Low
Palmyra	5	Low
Panama	3	Low
Papillion	2	Low
Parks	18	High
Pawnee City	25	High
Paxton	4	Low

City/Town/District	AWIN Ranking	Sustainability Risk
Pender	11	Moderate
Peru	9	Low
Petersburg	11	Moderate
Phillips	16	High
Pickrell	11	Moderate
Pierce	4	Low
Pilger	12	Moderate
Plainview	17	High
Platte Center	10	Low
Plattsmouth	12	Moderate
Pleasant Dale	6	Low
Pleasanton	2	Low
Plymouth	13	Moderate
Polk	7	Low
Ponca	13	Moderate
Poole	7	Low
Potter	3	Low
Prague	12	Moderate
Preston	26	High
Primrose	9	Low
Prosser	15	Moderate
Raeville	12	Moderate
Ragan	16	High
Ralston	1	Low
Randolph	6	Low
Ravenna	7	Low
Raymond	8	Low
Red Cloud	24	High
Republican City	37	High
Reynolds	25	High
Richfield	7	Low
Richland	21	High
Rising City	9	Low
Riverdale	10	Low
Riverton	37	High
Roca	4	Low
Rockville	11	Moderate
Rogers	9	Low
Rosalie	15	Moderate
Roscoe	8	Low

City/Town/District	AWIN Ranking	Sustainability Risk
Roseland	5	Low
Royal	12	Moderate
Rulo	13	Moderate
Rushville	24	High
Ruskin	28	High
Salem	17	High
Santee	13	Moderate
Sarben	18	High
Sargent	20	High
Saronville	23	High
Schuyler	6	Low
Scotia	12	Moderate
Scottsbluff	8	Low
Scribner	25	High
Seneca	26	High
Seward	2	Low
Shelby	7	Low
Shelton	4	Low
Shickley	5	Low
Sholes	16	High
Shubert	19	High
Sidney	3	Low
Silver Creek	14	Moderate
Smithfield	21	High
Snyder	10	Low
South Bend	12	Moderate
South Sioux City	8	Low
Spalding	8	Low
Spencer	20	High
Sprague	4	Low
Springfield	5	Low
Springview	22	High
St. Edward	12	Moderate
St. Helena	11	Moderate
St. Libory	8	Low
St. Paul	9	Low
Stamford	16	High
Stanton	6	Low
Staplehurst	9	Low
Stapleton	11	Moderate

City/Town/District	AWIN Ranking	Sustainability Risk
Steele City	35	High
Steinauer	20	High
Stella	31	High
Sterling	12	Moderate
Stockham	13	Moderate
Stockville	26	High
Strang	12	Moderate
Stratton	25	High
Stromsburg	5	Low
Stuart	5	Low
Sumner	8	Low
Sunol	16	High
Superior	24	High
Surprise	24	High
Sutherland	5	Low
Sutton	5	Low
Swanton	15	Moderate
Syracuse	11	Moderate
Table Rock	20	High
Talmage	10	Low
Tamora	14	Moderate
Tarnov	10	Low
Taylor	15	Moderate
Tecumseh	16	High
Tekamah	13	Moderate
Terrytown	12	Moderate
Thayer	13	Moderate
Thedford	9	Low
Thurston	6	Low
Tilden	15	Moderate
Tobias	15	Moderate
Trenton	13	Moderate
Trumbull	3	Low
Tryon	8	Low
Uehling	12	Moderate
Ulysses	19	High
Unadilla	2	Low
Union	11	Moderate
Upland	7	Low
Utica	3	Low

City/Town/District	AWIN Ranking	Sustainability Risk
Valentine	4	Low
Valley	6	Low
Valparaiso	1	Low
Venango	10	Low
Venice	20	High
Verdel	29	High
Verdigre	18	High
Verdon	23	High
Virginia	20	High
Waco	11	Moderate
Wahoo	1	Low
Wakefield	11	Moderate
Wallace	2	Low
Walthill	12	Moderate
Walton	18	High
Wann	14	Moderate
Washington	6	Low
Waterbury	16	High
Waterloo	6	Low
Wauneta	22	High
Wausa	10	Low
Waverly	1	Low
Wayne	18	High
Weeping Water	5	Low
Wellfleet	13	Moderate

City/Town/District	AWIN Ranking	Sustainability Risk
West Point	5	Low
Western	24	High
Westerville	7	Low
Weston	7	Low
White Clay	14	Moderate
Whitney	17	High
Wilber	3	Low
Wilcox	2	Low
Willow Island	12	Moderate
Wilsonville	34	High
Winnebago	9	Low
Winnetoon	21	High
Winside	14	Moderate
Winslow	6	Low
Wisner	18	High
Wolbach	10	Low
Wood Lake	31	High
Wood River	5	Low
Woodland Hills	8	Low
Woodland Park	1	Low
Wymore	23	High
Wynot	30	High
Yankee Hill	8	Low
York	2	Low
Yutan	1	Low

APPENDIX E

CWSRF SMALL TOWN GRANT ALLOCATION DETERMINATION PROCEDURES

Communities that are in the IUP with a population of 10,000 or fewer will be evaluated for eligibility for receipt of a Small Town Grant. This is in accordance with §81-15,153(11) Nebraska Revised Statute 1943. For the FFY 2019 IUP, the Department will limit the maximum amount of a Small Town Grant to \$250,000. All grant allocation payments are dependent on availability of appropriated funds.

The CWSRF Median Household Income (MHI) will be determined from the American Community Survey (ACS) five-year estimates published by the U.S. Census Bureau (<http://www.census.gov/acs/www/>). The State MHI reported in the 2014 – 2018 ACS five-year estimates is \$59,116. Population is based on the 2010 United States decennial census.

To ensure that grants will be awarded to communities with severe financial hardship, only those communities with a MHI below the 2014 – 2018 State MHI will be considered, and only if: (a) The estimated debt service payment for the entire eligible project exceeds \$10 per household per month based on an assumed CWSRF loan for the total project cost, less the potential Small Town Grant, other grants, and local funding for the project; and (b) The estimated domestic user's share of the loan payment would be reduced at least \$1 per month per household with the Small Town Grant. The calculations will be based up to a 30-year loan term. A partial Small Town Grant (i.e. less than the potential grant amount based on MHI and project cost) to the nearest \$1,000, may be awarded if a reduced grant can meet the above criteria.

The 2014 – 2018 MHI for Sanitary and Improvement District (SID) projects will be based on the smallest county subdivision with a reported MHI, such as a precinct or census tract, that encompasses the project service area. The MHI for Natural Resources Districts (NRDs) or Rural Water System projects will be based on the averages of the MHI values reported for the counties included, all or in part, in the district or system.

Small Town Grants are prioritized based on: 1) project benefit as described in Appendix A1; 2) estimated debt service per capita as a percentage of MHI; and 3) the estimated reduction in debt service that could be provided by the matching grant for which they are eligible.

Small Town Grants are reserved for the highest priority state ranked projects on the Funding List in priority order to the extent funds are available, until the bypass date. If the funding list does not have qualifying projects then the highest ranked qualifying project from the planning list that is ready to proceed may be moved to the funding list, dependent on availability of additional loan funds.

In determining the maximum percent for the Small Town Grants to communities with populations of 10,000 or fewer, the Department will use a procedure similar to one developed for determining the prorated interest rate based on a community's MHI as an indication of financial hardship.

For each community falling between 80 and 120 percent of the 2014 – 2018 State MHI, the matching grant level will be set between 50% and 0% by interpolation. Communities with an MHI of 80% or less of the State MHI will qualify for 50% matching grants.

The ratio of the difference between the community's MHI and 80% of the State MHI, to the difference between 80% of the State MHI and 120% of the State MHI is applied to 50%, with the result subtracted from 50%, resulting in the maximum percent for the State matching grant. Total of SRF grants concurrent with loans cannot exceed one-half of the eligible project cost in grant.

FIGURE E1

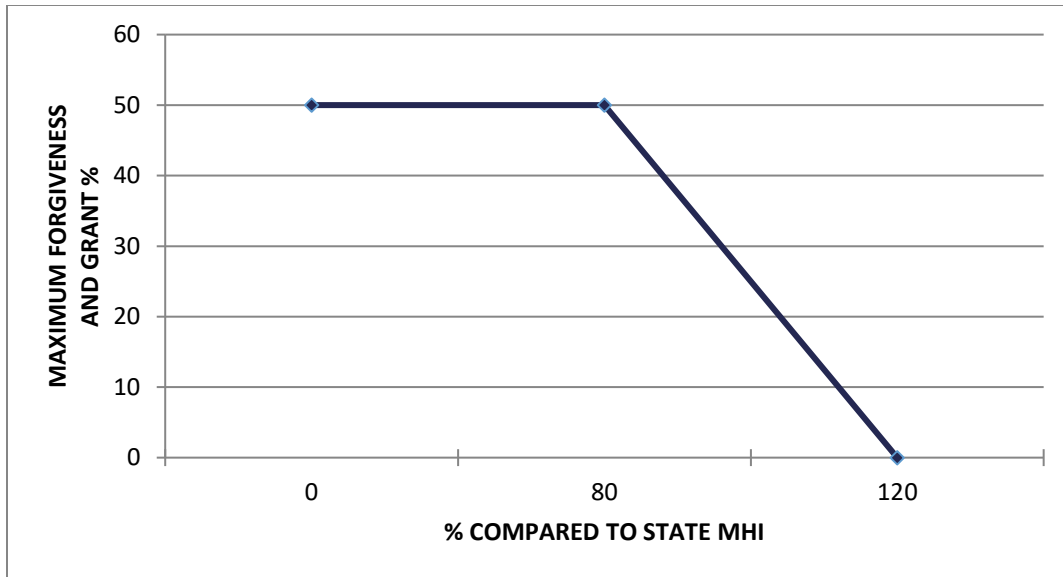
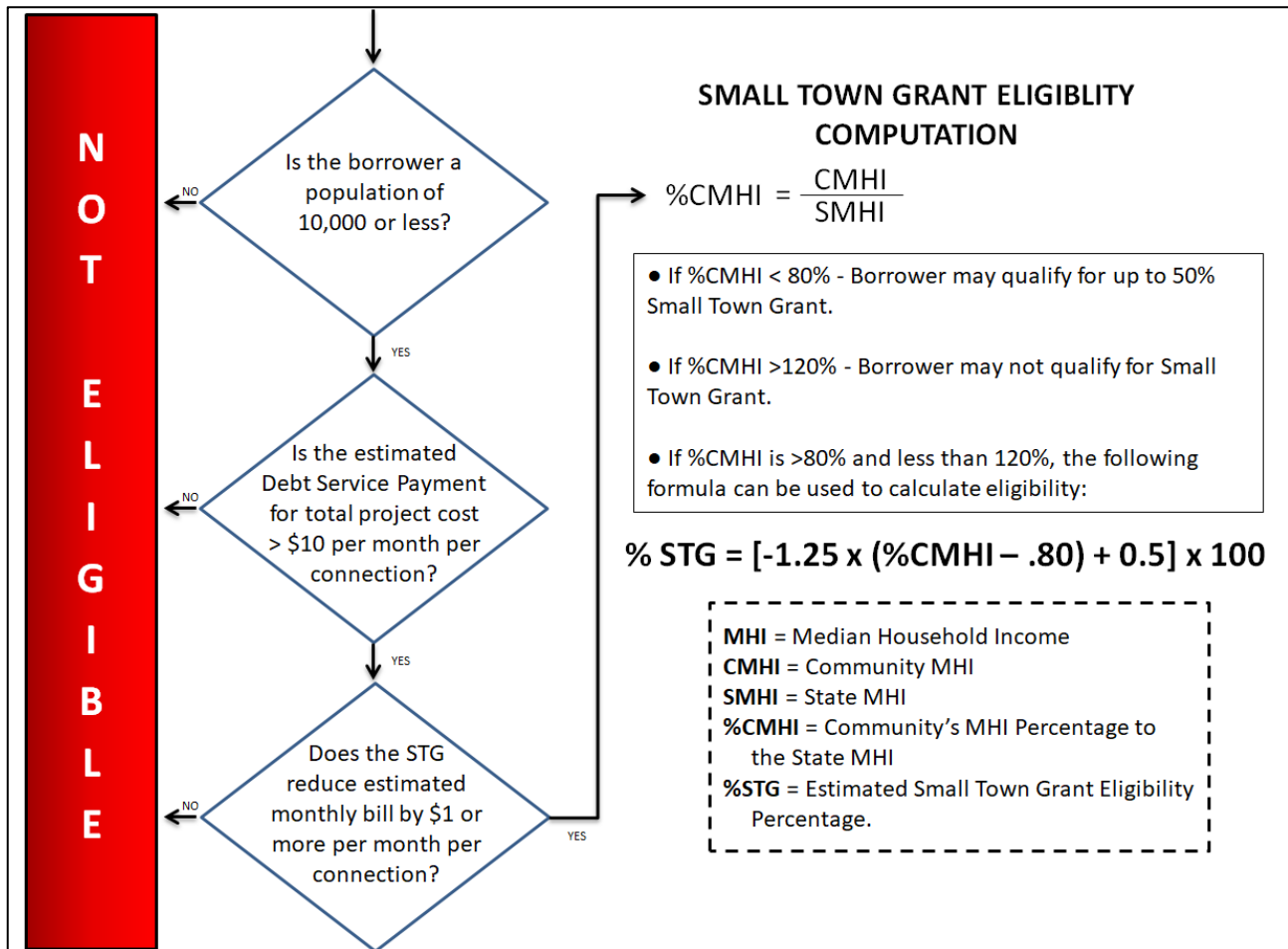


FIGURE E2



APPENDIX F

CWSRF and DWSRF FORGIVENESS ALLOCATION DETERMINATION PROCEDURES

All forgiveness awards are dependent on availability of funds. Additional subsidization provided by the FFY 2020 Clean Water State Revolving Fund (CWSRF) and Drinking Water State Revolving Fund (DWSRF) Capitalization Grants will be distributed to eligible loan recipients through this process.

The CWSRF and DWSRF Median Household Income (MHI) will be determined from the American Community Survey (ACS) five-year estimates published by the U.S. Census Bureau (<http://www.census.gov/acs/www/>). The State MHI as reported in the 2014 – 2018 ACS five-year estimates is \$59,116. Population is based on the 2010 United States decennial census. If there is a reason to believe that the census data is not an accurate representation of the MHI within the area to be served, the reasons will be documented and the loan applicant may furnish additional information regarding such MHI. Such information will consist of reliable data from local, regional, state, or federal sources or from a survey conducted by a reliable impartial source. This new MHI will be valid for five years.

The respective MHI for Sanitary and Improvement District (SID) projects will be based on the smallest county subdivision with a reported MHI, such as a precinct or census tract, that encompasses the project service area. The MHI for Natural Resources Districts (NRDs) or Rural Water System projects will be based on the averages of the MHI values reported for the counties included, all or in part, in the district or system.

CWSRF

The June 2014 CW amendments required States to develop affordability criteria to assist in identifying applicants that would have difficulty financing projects without additional subsidization. The criteria must be based on income, unemployment data, population trends and other data determined relevant by the State.

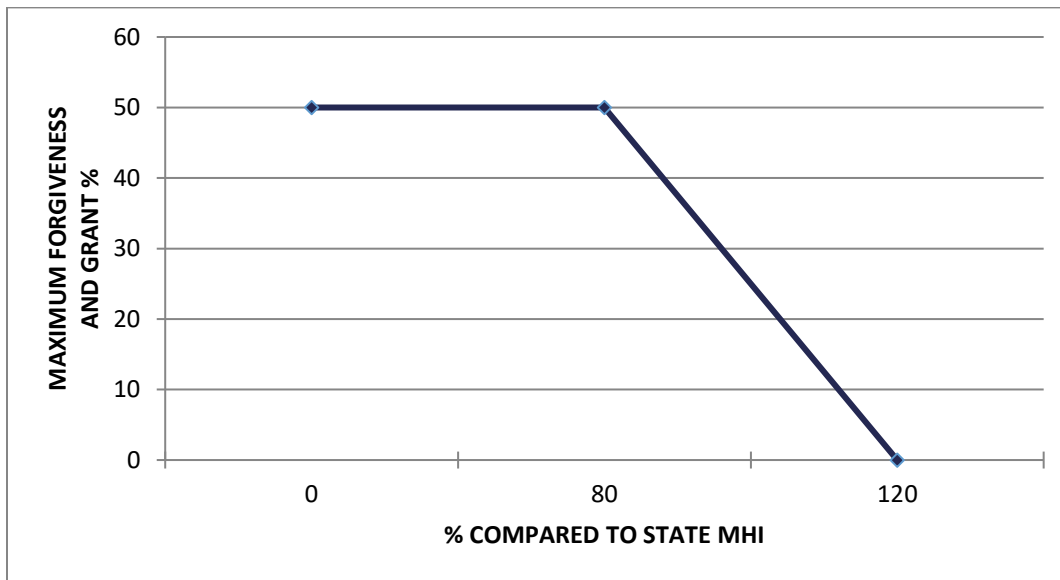
In 2012, the Department started developing the Assessing Wastewater Infrastructure Needs (AWIN) program to assist struggling communities in Nebraska to better afford, maintain, and operate wastewater infrastructure projects. The goal of AWIN is to use current information to provide accurate estimates of future conditions in Nebraska communities to develop sustainable projects and minimize financial burdens for struggling communities. AWIN examines various factors affecting communities, such as population trends, population, median household income, unemployment, average age of residents, and infrastructure needs to develop a “sustainability risk” analysis. The AWIN sustainability risk was divided into three categories: low risk, moderate risk, and high risk. Applicants with a high sustainability risk are thought to potentially need the most assistance to bring them into compliance and keep them in compliance in the future with as little additional stress as possible. The Department will utilize the AWIN program as a portion of determining which applicants will be eligible for loan forgiveness.

Starting SFY 2021, the CWSRF will implement two categories of loan forgiveness eligibility.

Category 1:

For each CWSRF loan recipient falling between 80 and 120% of the State MHI for the service area, the maximum Forgiveness level will be set between 50% and 0% by interpolation. Loan recipients with a MHI of 80% or less of the State MHI for the service area will qualify for 50% maximum Forgiveness. For those above 80% but less than 120% of the state MHI, the ratio of the difference between the loan recipient’s MHI and 80% of the State MHI to the difference between 80% of the State MHI and 100% of the State MHI is applied to 50%, with the result subtracted from 50%, resulting in the maximum percent for the Forgiveness. Forgiveness and Small Town Grant together cannot exceed the maximum percentage of project cost shown in Figure F1.

Figure F1 - CWSRF Forgiveness



This CWSRF subsidization is only available for municipalities that have populations equal to or fewer than 10,000 people, up to a ceiling of \$150,000 per project, dependent on availability of funding from federal capitalization grants and the total amount of funds the Department decides to allocate for forgiveness. Municipalities must also have a high or moderate AWIN sustainability risk factor as identified on NDEE's website. Municipalities who don't meet the AWIN eligibility criteria may submit a financial hardship report to the Department for additional consideration justifying the forgiveness requested.

Category 2

For each CWSRF loan recipient falling between 80 and 120% of the State MHI for the service area, the maximum Forgiveness level will be set using the same ratio as determined by Figure F1 and with a maximum cap set between 25% and 0% by interpolation based on population.

- For populations of 10,000 or less, a cap of 15% loan forgiveness on eligible project cost will be imposed.
- For populations of 3,300 or less, a cap of 20% loan forgiveness on eligible project cost will be imposed.
- For populations of 500 or less, a cap of 25% loan forgiveness on eligible project cost will be imposed.

Borrower's will be assessed under both categories and will be awarded the greater of the two

Total of SRF grants concurrent with loans cannot exceed one-half of the eligible project cost in grant. At the time of the loan closing, all current Intended Use Plan conditions are in effect and past IUP conditions are not available to the loan recipient.

DWSRF

Public water supply systems (PWSs) that are in the DWSRF IUP and receive a SRF loan will be evaluated for eligibility for receipt of Forgiveness. This is in accordance with §71-5321(3) Nebraska Revised Statutes and NDHHS-DPH's affordability criteria.

A graphical representation of the Forgiveness allocation determination procedure is shown in Figure F2 for DWSRF. A simplification as to how forgiveness assistance is offered is planned, in that the factor of population will be carried throughout the funding of priorities this year. Still capped per the long established MHI disadvantaged criteria, but now per the following tiered system:

Public Health Projects

- i. Population of 10,000 or less – Capped at 20%
- ii. Population of 3,300 or less – Capped at 25%
- iii. Population of 500 or less – Capped at 30%

Low Priority Projects ranked with a Sustainability Factor, or greater

- 1) Population of 10,000 or less – Capped at 15%
- 2) Population of 3,300 or less – Capped at 20%
- 3) Population of 500 or less – Capped at 25%

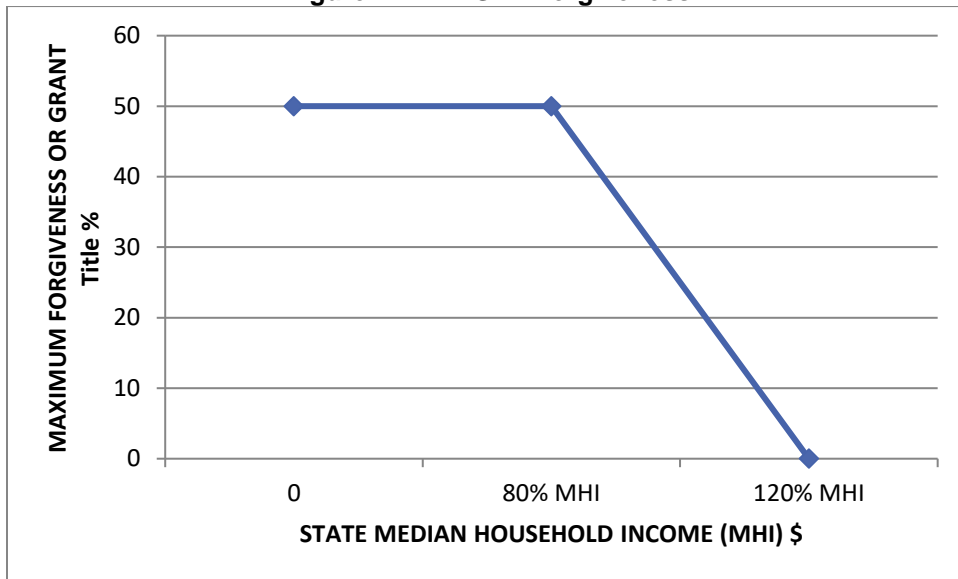
These will be the maximum forgiveness benefits available to qualifying disadvantaged communities that meet the affordability criteria presented above and have populations equal to or less than 10,000 people, with two exceptions described below. Lastly, private borrowers will not qualify for loan forgiveness, nor is forgiveness available for Planning Loans.

1. A 50% forgiveness ceiling with a \$250,000 cap may be available to a PWS, at the discretion of the NDEE and the Director of the NDHHS-DPH, under all of the following conditions:
 - The PWS has closed a loan with the SRF within the past 5 years;
 - That loan was for a project needed to resolve either an Enforcement Action or an Administrative Order (A.O.) issued to the PWS by the NDHHS-DPH; and,
 - That project did not resolve the specified Enforcement Action or A.O., or resulted in a separate Enforcement Action or A.O., through no fault by the PWS.

Under these circumstances, the PWS may receive up to \$250,000 in forgiveness at a 50% allocation, at the discretion of the NDEE and the Director of the NDHHS-DPH, as part of a loan amendment or a second loan to comply with the PWS' Enforcement Action or A.O. with the NDHHS-DPH. The amount of the forgiveness must not exceed the amount of the loan obtained through the DWSRF for the initial project. Further, either the eligible amount of the Forgiveness will be offset by, or the PWS shall repay the Forgiveness amount to the SRF, to the extent another grant, insurance settlement, or any other non-loan funds are received by the PWS for the same need.

2. Further, forgiveness funding as a part of a sponsorship program may be offered to all DWSRF funded projects that include a new water supply well(s) phase, or rely on innovative planning to avoid an after treatment alternative. If a community is pursuing a treatment alternative with DWSRF funding, they may submit a plan prepared by a professional engineer based upon innovative techniques that could help the community avoid implementing the treatment alternative as a means of returning to compliance. The plan will require approval from the DHHS-DPH, but at the discretion of the DHHS-DPH, may be eligible for reimbursement through forgiveness funding up to an overall 50% level should it be determined the plan is acceptable to DHHS-DPH.

Figure F2 - DWSRF Forgiveness



APPENDIX G **COMMON PRE-APPLICATION PROCEDURE**

INTRODUCTION: In 1995 the state and federal funding agencies that are members of the Water Wastewater Advisory Committee (WWAC) adopted a common Preliminary Engineering Report (PER) and pre-application format that they would all use to reduce the costs to applicants in developing a project. Those agencies are: Nebraska Department of Environment and Energy and Department of Health & Human Services (State Revolving Funds), Nebraska Department of Economic Development (Community Development Block Grant) and the USDA Rural Development (Water and Environmental Programs). This successful process has been modified over the years as conditions changed. The Agencies undertook an integral process improvement endeavor that included responding to the voice of the communities and consulting engineers of Nebraska. WWAC shall collaborate to bring more capital to rural communities by providing a process for community decision making for funding and completion of projects that consistently maximizes the funding resources to the most communities possible. Communities may submit their projects directly to the agencies if they do not want to utilize WWAC's resources.

PROCEDURE: Each pre-application will be reviewed by WWAC as follows:

1. Submit one (1) electronic original of the pre-application and Facility Plan (FP)/ PER to ndee.WWAC@nebraska.gov. The pre-application and guide for writing a PER is found below. Though not recommended, a paper copy can be submitted to:
Nebraska Department of Environment and Energy
Attn: Technical Assistance Section
Post Office Box 98922
Lincoln, NE 68509-8922
2. Upon receipt, all WWAC members receive a copy of the pre-application and FP/PER. Incomplete pre-applications will not be considered until all information is received. Upon receipt a WWAC Point of Contact will be assigned and contact you. Please direct any questions to your Point of Contact.
3. Subsequently, the technical subcommittee of WWAC will review the pre-application for the engineering scope within 30 days after the submission. WWAC may request the applicant/consulting engineer attend a meeting (or the applicant may request a meeting) with WWAC to discuss the project scope, including technical aspects and alternatives considered. This meeting can be held in person, by video conference, or by teleconference and should include appropriate program staff, applicant representative and the project engineer. Meetings will be held on the fourth Tuesday of each month in the City of Lincoln. Once the technical subcommittee has determined the scope as 95% complete, the project will be forwarded to the financing subcommittee. Applications will be expedited through the technical committee if the following actions have been taken:

WATER & WASTEWATER ADVISORY COMMITTEE (WWAC)

Department of
Economic Development

Department of
Environment & Energy

Department of Health
and Human Services

US Department of Agriculture
Rural Development

- Test hole or equivalent confirming water quality for development of a well field.
 - The applicant provides evidence that they have secured the necessary land for the project. Assurances such as deeds, purchase agreements, leases, or a resolution by the Board of Trustees on their intent to proceed with condemnation for land necessary for the project.
 - Service meters are adequate to provide billing commensurate with consumption. This is either evidence that the existing meters have useful life or new service meters with the project.
 - All feasible alternatives were considered.
 - Accuracy of the number of users is critical. Evidence of the number of users must be attached (See Appendix A). Any new, seasonal, or inactive users should be identified.
 - In towns under population of 400: AWIN score is reported. If the score is high, discussion on the actual impact to the environment and public health should be described. In those cases, regulatory measures may be considered if affordability becomes restrictive.
4. The financing subcommittee meetings will be held on the third Tuesday of the month. After review, a funding option packet will be sent to the applicant containing the basic information used to determine the funding options. Instructions to respond will be provided in the funding options packet.
 5. The applicant will have 60 days to respond to the funding option packet. If the Point of Contact has not heard from the applicant after 60 days, WWAC will contact the applicant and discuss the status of the project.
 6. After a funding option has been selected, the selected funding agency(ies) will contact the applicant with further instructions.
 7. Each funding agency will follow its own full application process. Applicants seeking funding for the same project from multiple agencies must submit a full application to the particular agencies.
 8. If a full application varies significantly from the pre-application, or if the facts involving a project have changed such that the feasibility of the proposed solution warrants further investigation, any individual WWAC agency may request the full WWAC to review the project again.

WATER & WASTEWATER ADVISORY COMMITTEE (WWAC)

Department of
Economic Development

Department of
Environment & Energy

Department of Health
and Human Services

US Department of Agriculture
Rural Development

PRE-APPLICATION **FOR STATE AND/OR FEDERAL ASSISTANCE**

Legal Applicant (City, County, SID):	
Federal Tax Id Number:	DUNS Number:
PWS # or NPDES #	
Representative/Title:	
Address:	
City/Zip Code:	
Telephone/Fax:	Email:
County:	
Pre-application Preparer Name:	
Address:	
City/Zip Code:	
Telephone/Fax:	Email:
Engineering Firm:	
Engineering Consultant:	
Address:	
City/Zip Code:	
Telephone/Fax:	Email:

PER Title:
Project Description:

(Please attach any facilities plan/ preliminary engineering reports which have been completed)

WATER & WASTEWATER ADVISORY COMMITTEE (WWAC)

Department of
Economic Development

Department of
Environment & Energy

Department of Health
and Human Services

US Department of Agriculture
Rural Development

COST CLASSIFICATION	ESTIMATED TOTAL COST
1. Administrative and legal expenses	
2. Land, structures, right-of-ways, appraisals, etc.	
3. Relocation expenses and payments	
4. Architectural and engineering fees	
5. Project inspection fees	
6. Site work, demolition and removal	
7. Construction	
8. Equipment	
9. Miscellaneous	
10 SUBTOTAL (sum of lines 1-9)	
11. Contingencies	
12. SUBTOTAL (sum of lines 10-11)	
13. Less project (program) income	
14. TOTAL PROJECT COSTS (line 12 minus 13)	

The undersigned representative of the applicant certifies that the information contained herein and the attached statements, exhibits, and reports, are true, correct and complete to the best of my knowledge and belief.

Applicant Signature: _____ Date: _____

Pre-application Preparer Signature: _____ Date: _____

Pre-application is for SRF only Yes No

NAME OF APPLICANT _____

The purpose of this Appendix is to determine the financial feasibility and sustainability of the existing or proposed system for which funding is being requested.

Is this a _____ **Water** or _____ **Wastewater Project**?

Does the Applicant currently use meters? YES NO

Does the Applicant have a computer to read meters and bill customers? YES NO

If not, would you like to add this into the project? YES NO.

I certify under penalty of law, based on information and belief formed after reasonable inquiry, the statements and information contained in these documents are true, accurate and complete.

Date

City/Village Clerk

Please attach a copy of the current water or wastewater rates.

Please attach the last twelve tables from the billing software showing address, meter ID and water usage for each hookup over the last 12 months. OR breakout the users and their meters below.

Note: If the facility does NOT currently have water meters, please obtain your engineers assistance to estimate the size of meter needed.

Note for Wastewater projects: Do not report those users who have their own septic system and are not on the City sewer.

Note for Water projects: Count all existing and proposed services.

EXISTING RESIDENTIAL USERS

Meter Size	Number of Hookups
3/4" and under	
1" and 7/8"	
1-1/4"	

EXISTING TOTAL USERS

Meter Size	Number of Hookups
3/4" and under	
1" and 7/8"	
1-1/4"	

PLEASE CONTINUE ON PAGE 2

"This institution is an Equal Opportunity Provider and Employer."

Appendix A – Water/ Sewer User Details

PROJECTED RESIDENTIAL HOOKUPS If this project adds users.

Meter Size	Projected Hookups
3/4" and under	
1" and 7/8"	
1-1/4"	

PROJECTED TOTAL HOOKUPS If this project adds users.

Meter Size	Projected Hookups
3/4" and under	
1" and 7/8"	
1-1/4"	

For Wastewater projects: Total sewer flow over last twelve months _____ (gal).

For water projects: Total water pumped over last twelve months _____ (gallons)

For water projects: Total water sold to residential users over last twelve months _____ (gallons)

FACILITY PLAN OR PRELIMINARY ENGINEERING REPORT GUIDE
FOR WASTEWATER OR DRINKING WATER FACILITIES
GENERAL OUTLINE OF A FACILITY PLAN OR PRELIMINARY ENGINEERING REPORT

WWAC applicants considering use of the Clean Water State Revolving Fund (wastewater treatment works projects) should include in their engineering report a certification using the following language:

The engineer on behalf of the applicant

- (A) has studied and evaluated the cost and effectiveness of the processes, materials, techniques, and technologies for carrying out the proposed project or activity for which assistance is sought under this title; and*
- (B) has selected, to the maximum extent practicable, a project or activity that maximizes the potential for efficient water use, reuse, recapture, and conservation, and energy conservation, considering—*
- (i) the cost of constructing the project or activity;*
 - (ii) the cost of operating and maintaining the project or activity over the life of the project or activity; and*
 - (iii) the cost of replacing the project or activity;*

1) PROJECT PLANNING

- a) Location
- b) Environmental Resources Present
- c) Population Trends
- d) Community Engagement

2) EXISTING FACILITIES

- a) Location Map
- b) History
- c) Condition of Existing Facilities
- d) Financial Status of any Existing Facilities
- e) Water/Energy/Waste Audits

3) NEED FOR PROJECT

- a) Health, Sanitation, and Security
- b) Aging Infrastructure
- c) Reasonable Growth

4) ALTERNATIVES CONSIDERED

- a) Description
- b) Design Criteria
- c) Map
- d) Environmental Impacts
- e) Land Requirements
- f) Potential Construction Problems
- g) Sustainability Considerations
 - i) Water and Energy Efficiency
 - ii) Green Infrastructure
 - iii) Other

Appendix A – Water/ Sewer User Details

h) Cost Estimates

5) SELECTION OF AN ALTERNATIVE

- a) Life Cycle Cost Analysis
- b) Non-Monetary Factors

6) PROPOSED PROJECT (RECOMMENDED ALTERNATIVE)

- a) Preliminary Project Design
- b) Project Schedule
- c) Permit Requirements
- d) Sustainability Considerations
 - i) Water and Energy Efficiency
 - ii) Green Infrastructure
 - iii) Other
- e) Total Project Cost Estimate (Engineer's Opinion of Probable Cost)
- f) Annual Operating Budget
 - i) Income
 - ii) Annual O&M Costs
 - iii) Debt Repayments
 - iv) Reserves

7) CONCLUSIONS AND RECOMMENDATIONS

ABBREVIATIONS

CDBG – Community Development Block Grant
CFR – Code of Federal Regulations
EDU – Equivalent Dwelling Unit
EPA – Environmental Protection Agency
GAO – Government Accountability Office
GPCD – Gallons per Capita per Day
HUD – Department of Housing and Urban Development
NEPA – National Environmental Policy Act
NPV – Net Present Value
O&M – Operations and Maintenance
OMB – Office of Management and Budget
PER – Preliminary Engineering Report
RD – Rural Development
RUS – Rural Utilities Service
SPPW – Single Payment Present Worth
SRF – State Revolving Fund
USDA – United States Department of Agriculture
USPW – Uniform Series Present Worth
WEP – Water and Environmental Programs
WWD – Water and Waste Disposal

DETAILED OUTLINE OF A PRELIMINARY ENGINEERING REPORT

1) PROJECT PLANNING

Describe the area under consideration. Service may be provided by a combination of central, cluster, and/or centrally managed individual facilities. The description should include information on the following:

- a) Location. Provide scale maps and photographs of the project planning area and any existing service areas. Include legal and natural boundaries and a topographical map of the service area.
- b) Environmental Resources Present. Provide maps, photographs, and/or a narrative description of environmental resources present in the project planning area that affect design of the project. Environmental review information that has already been developed to meet requirements of NEPA or a state equivalent review process can be used here.
- c) Population Trends. Provide U.S. Census or other population data (including references) for the service area for at least the past two decades if available. Population projections for the project planning area and concentrated growth areas should be provided for the project design period. Base projections on historical records with justification from recognized sources.
- d) Community Engagement. Describe the utility's approach (or proposed to use) to engage the community in the project planning process. The project planning process should help the community develop an understanding of the need for the project, the operational service levels required, funding and revenue strategies to meet these requirements.

2) EXISTING FACILITIES

Describe each part of the existing facility and include the following information:

- a) Location Map. Provide a map, photographs and a schematic process layout of all existing facilities. Identify facilities that are no longer in use or abandoned.
- b) History. Indicate when major system components were constructed, renovated, expanded, or removed from service. Discuss any component failures and the cause for the failure. Provide a history of any applicable violations of regulatory requirements.
- c) Condition of Existing Facilities. Describe present condition; suitability for continued use; adequacy of current facilities; and their conveyance, treatment, storage, and disposal capabilities. Describe the existing capacity of each component. Describe and reference compliance with applicable federal, state, and local laws. Include a brief analysis of overall current energy consumption. Reference an asset management plan if applicable.
- d) Financial Status of any Existing Facilities. Provide information regarding current rate schedules, annual O&M cost (with a breakout of current energy costs), other capital improvement programs, and tabulation of users by monthly usage categories for the most recent typical fiscal year. Report existing debts and required reserve accounts.
- e) Water/Energy/Waste Audits. If applicable to the project, discuss any water, energy, and/or waste audits which have been conducted and the main outcomes.

Appendix A – Water/ Sewer User Details

3) NEED FOR PROJECT

Describe the needs in the following order of priority:

- a) Health, Sanitation, and Security. Describe concerns and include relevant regulations and correspondence from/to federal and state regulatory agencies. Include copies of such correspondence as an attachment to the Report.
- b) Aging Infrastructure. Describe the concerns and indicate those with the greatest impact. Describe water loss, inflow and infiltration, treatment or storage needs, management adequacy, inefficient designs, and other problems. Describe any safety concerns.
- c) Reasonable Growth. Describe the reasonable growth capacity that is necessary to meet needs during the planning period. Facilities proposed to be constructed to meet future growth needs should generally be supported by additional revenues. Consideration should be given to designing for phased capacity increases. Provide number of new customers committed to this project.

4) ALTERNATIVES CONSIDERED

This section should contain a description of the alternatives that were considered in planning a solution to meet the identified needs. Documentation of alternatives considered is often a Report weakness. Alternative approaches to ownership and management, system design (including resource efficient or green alternatives), and sharing of services, including various forms of partnerships, should be considered. In addition, the following alternatives should be considered, if practicable: building new centralized facilities, optimizing the current facilities (no construction), developing centrally managed decentralized systems, including small cluster or individual systems, and developing an optimum combination of centralized and decentralized systems. Alternatives should be consistent with those considered in the NEPA, or state equivalent, environmental review. Technically infeasible alternatives that were considered should be mentioned briefly along with an explanation of why they are infeasible, but do not require full analysis. For each technically feasible alternative, the description should include:

- a) Description. Describe the facilities associated with every technically feasible alternative. Describe source, conveyance, treatment, storage and distribution facilities for each alternative. Basic hydraulic calculations shall be listed in tabular form. A feasible system may include a combo of centralized/ decentralized (on-site/ cluster) facilities.
- b) Design Criteria. State the design parameters used for evaluation purposes. These parameters should comply with federal, state, and agency design policies and regulatory requirements.
- c) Map. Provide a schematic layout map to scale and a process diagram if applicable. If applicable, include future expansion of the facility.
- d) Environmental Impacts. Provide information about how the specific alternative may impact the environment. Describe only those unique direct and indirect impacts on floodplains, wetlands, other important land resources, endangered species, historical and archaeological properties, etc., as they relate to each specific alternative evaluated. Include generation and management of residuals and wastes.
- e) Land Requirements. Identify sites and easements required. Further specify whether these properties are currently owned, to be acquired, leased, or easements.

Appendix A – Water/ Sewer User Details

- f) **Potential Construction Problems.** Discuss concerns such as subsurface rock, high water table, limited access, existing resource or site impairment, or other conditions which may affect cost of construction or operation of facility.
- g) **Sustainability Considerations.** Sustainable utility management practices include environmental, social, and economic benefits that aid in creating a resilient utility.
 - i) **Water and Energy Efficiency.** Discuss water reuse, water efficiency, water conservation, energy efficient design (i.e. reduction in electrical demand), and/or renewable generation of energy, and/or minimization of carbon footprint, if applicable to the alternative. Alternatively, discuss the water and energy usage for this option as compared to other alternatives.
 - ii) **Green Infrastructure.** If applicable, discuss aspects of project that preserve or mimic natural processes to manage stormwater. Address management of runoff volume and peak flows through infiltration, evapotranspiration, and/or harvest and use.
 - iii) **Other.** Discuss any other aspects of sustainability (such as resiliency or operational simplicity) that are incorporated into the alternative, if applicable.
- h) **Cost Estimates.** Provide cost estimates for each alternative, including a breakdown of the following costs associated with the project: construction, non- construction and annual O&M costs. A construction contingency should be included as a non-construction cost. Cost estimates should be included with the descriptions of each technically feasible alternative. O&M costs should include a rough breakdown by O&M category (see example below) and not just a value for each alternative. Information from other sources, such as the recipient’s accountant or other known technical service providers, can be incorporated to assist in the development of this section. The cost derived will be used in the life cycle cost analysis described in Section 5 a.

Example O&M Cost Estimate	
Personnel (i.e. Salary, Benefits, Payroll Tax, Insurance, Training)	
Administrative Costs (e.g. office supplies, printing, etc.)	
Water Purchase or Waste Treatment Costs	
Insurance	
Energy Cost (Fuel and/or Electrical)	
Process Chemical	
Monitoring & Testing	
Short Lived Asset Maintenance/Replacement*	
Professional Services	
Residuals Disposal	
Miscellaneous	
Total	

* See Table A for example list

5) SELECTION OF AN ALTERNATIVE

Selection of an alternative is the process by which data from the previous section, “Alternatives Considered” is analyzed in a systematic manner to identify a recommended alternative. The analysis should include consideration of both life cycle costs and non- monetary factors such as reliability, ease of use, and appropriate wastewater or water treatment technology for the Applicant’s management capability shall be

Appendix A – Water/ Sewer User Details

conducted. (I.e. triple bottom line analysis: financial, social, and environmental). If water reuse or conservation, energy efficient design, and/or renewable generation of energy components are included in the proposal provide an explanation of their cost effectiveness in this section.

- a) Life Cycle Cost Analysis. A life cycle present worth cost analysis (an engineering economics technique to evaluate present and future costs for comparison of alternatives) should be completed to compare the technically feasible alternatives. Do not leave out alternatives because of anticipated costs; let the life cycle cost analysis show whether an alternative may have an acceptable cost. This analysis should meet the following requirements and should be repeated for each technically feasible alternative. Several analyses may be required if the project has different aspects, such as one analysis for different types of collection systems and another for different types of treatment.
 - i) The analysis should convert all costs to present day dollars;
 - ii) The planning period to be used is recommended to be 20 years, but may be any period determined reasonable by the engineer and concurred on by the state or federal agency;
 - iii) The discount rate to be used should be the “real” discount rate taken from Appendix C of OMB circular A-94 and found at www.whitehouse.gov/Appendix-C.pdf (0.30% in 2020).
 - iv) The total capital cost (construction plus non-construction costs) should be included;
 - v) Annual O&M costs should be converted to present day dollars using a uniform series present worth (USPW) calculation;
 - vi) The salvage value (S) of the constructed project should be estimated using the anticipated life expectancy of the constructed items using straight line depreciation calculated at the end of the planning period and converted to present day dollars, i.e. remaining depreciation;
 - vii) The present worth of the salvage value is subtracted from the net present worth ;
 - viii) The net present value (NPV) is then calculated for each technically feasible alternative as the sum of the capital cost (C) plus the present worth of the uniform series of annual O&M (USPW (O&M)) costs minus the single payment present worth of the salvage value (SPPW(S)):
$$NPV = C + USPW (O\&M) - SPPW(S)$$
 - ix) A table showing the capital cost, annual O&M cost, salvage value, present worth of each of these values, and the NPV should be developed for state or federal agency review. All factors (major and minor components), discount rates, and planning periods used should be shown within the table;
 - x) Short lived asset costs (See Table A for examples) should also be included in the life cycle cost analysis if determined appropriate by the consulting engineer or agency. Life cycles of short-lived assets should be tailored to the facilities being constructed and be based on generally accepted design life. Different features in the system may have varied life cycles.
- b) Non-Monetary Factors. Non-monetary factors, including social and environmental aspects (E.g. sustainability considerations, operator training requirements, permit issues, community objections, reduction of greenhouse gas emissions, wetland relocation) should also be considered in determining which alternative is recommended and may be factored into the calculations.

Appendix A – Water/ Sewer User Details

- c) Wastewater Projects. If population is decreasing, the engineer preparing the PER/FP should contact NDEQ for options that can be applied to the project. For these towns, an option must be included as an alternative in the PER/FP.

6) PROPOSED PROJECT (RECOMMENDED ALTERNATIVE)

The engineer should include a recommendation for which alternative(s) should be implemented. This section should contain a fully developed description of the proposed project based on the preliminary description under the evaluation of alternatives. Include a schematic for any treatment processes, a layout of the system, and a location map of the proposed facilities. At least the following information should be included as applicable to the specific project:

- a) Preliminary Project Design.

- i) Drinking Water:

Water Supply. Include requirements for quality and quantity. Describe recommended source, including site and allocation allowed. Details should be provided for determining average daily demand (residential, commercial & leakage). The applicant's average gallons per capita per day (3 years data preferred) may be used OR the use of other published engineering design guidelines may be submitted for consideration in designing the proposed project. Peak period demands for daily and hourly should reflect the same conditions as described above.

Treatment. Describe process in detail (including whether adding, replacing, or rehabilitating a process) and identify location of plant and site of any process discharges. Identify capacity of treatment plant (i.e. Maximum Daily Demand). Identify any wastewater generation and treatment method. If discharged to sanitary sewer, evaluate collection system and wastewater treatment capability.

Storage. Identify size, type and location. Storage facilities should be sized using the Recommended Standards for Water Works guidelines (except for fire flows as stated above) OR the use of other published engineering design guidelines may be submitted for consideration in designing the proposed project.

Pumping Stations. Identify size, type, location and any special power requirements. For rehabilitation projects, include description of components upgraded.

Distribution Layout. Identify general location of new pipe, replacement, or rehabilitation: lengths, sizes and key components.

CDBG. Monies are to be expended for human consumption and/or for health-related issues. Upsizing wells, storage, and distribution to mainly meet fire flows or primarily serve residential & industrial future growth or agricultural irrigation & livestock purposes will not be considered as eligible under the program rules and those uses must be separated from the project and funded through other lenders.

Development of a new well field site. The following information will be provided:

- 1) Site approval by the Dept. of Health & Human Services Division of Public Health and
- 2) Data which supports the development of the well in this area such as geological surveys, water quality and production data (gallons per minute, specific capacity, etc.) on wells in adjoining areas, data from the Dept. of Natural Resources or Natural Resource District, or water quality and production results from a test hole(s).

Appendix A – Water/ Sewer User Details

ii) Wastewater/Reuse:

Collection System/Reclaimed Water System Layout. Identify general location of new pipe, replacement or rehabilitation: lengths, sizes, and key components. Flows in excess of 120 gpcd indicating infiltration or 275 gpcd during a storm event should require the completion of a Sanitary Sewer Evaluation Survey. This study analyzes which is more cost effective; to transport and treat the excess I&I, or if sewer rehabilitation would be cost effective in removing the excess I&I. Winter quarter potable water usage should be analyzed and compared to the wastewater flow data to check if exfiltration is occurring in the collection system. Unsewered areas within the planning jurisdiction should be identified. A cost-effectiveness analysis should be conducted on eliminating existing septic tank systems with sewer extensions.

Pumping Stations. Identify size, type, site location, and any special power requirements. For rehabilitation projects, include description of components upgraded.

Storage. Identify size, type, location and frequency of operation.

Treatment. Describe process in detail (including whether adding, replacing, or rehabilitating a process) and identify location of any treatment units and site of any discharges (end use for reclaimed water). Identify capacity of treatment plant (i.e. Average Daily Flow). Details should be provided for determining the average daily, peak hour and maximum daily wastewater flows to the POTW. Actual flow monitoring data should be gathered over a sufficient period to capture a wet weather event to analyze for infiltration and inflow from the sewer system. If commercial or industrial contributions are received by the POTW then flow proportioned composite sampling should be conducted measuring the daily pounds of Ammonia, CBOD, and TSS and their peak monthly values.

Receiving stream. Information along with the current or proposed NPDES discharge permit limitations determined and disinfection and any industrial pretreatment considerations analyzed.

Evaluation of the treatment alternatives should include conventional as well as any alternative or innovative technology including regionalization and sludge disposal alternatives for the 20-year design average and peak wastewater flows. Design criteria shall follow the current design standards as required by NDEQ. A cost effectiveness monetary analysis will be required on the principal alternatives as outlined in paragraph C above, along with an engineering evaluation of the following factors: a) reliability, b) energy use, c) revenue generating alternatives, d) process complexity, e) O&M considerations, and f) environmental impacts.

SRF. Monies are directed for municipally owned wastewater facility needs. Projects of a speculative nature or primarily for industrial capacity are not normally funded.

iii) Solid Waste:

Collection. Describe process in detail and identify quantities of material (in both volume and weight), length of transport, location and type of transfer facilities, and any special handling requirements.

Storage. If any, describe capacity, type, and site location.

Processing. If any, describe capacity, type, and site location.

Appendix A – Water/ Sewer User Details

Disposal. Describe process in detail and identify permit requirements, quantities of material, recycling processes, location of plant, and site of any process discharges.

iv) Stormwater:

Collection System Layout. Identify general location of new pipe, replacement or rehabilitation: lengths, sizes, and key components.

Pumping Stations. Identify size, type, location, and any special power requirements.

Treatment. Describe treatment process in detail. Identify location of treatment facilities and process discharges. Address capacity of treatment process.

Storage. Identify size, type, location and frequency of operation.

Disposal. Describe type of disposal facilities and location.

Green Infrastructure. Provide the following for green infrastructure alternatives:

- (1) Control Measures Selected: Identify types of control measures selected (e.g., vegetated areas, planter boxes, permeable pavement, rainwater cisterns).
- (2) Layout: Identify placement of green infrastructure control measures, flow paths, and drainage area for each control measure.
- (3) Sizing: Identify surface area and water storage volume for each green infrastructure control measure. When applicable address soil infiltration rate, evapotranspiration rate, and use rate (for rainwater harvesting).
- (4) Overflow: Describe overflow structures and locations for conveyance of larger precipitation events.

b) Permit Requirements. Identify any construction, discharge and capacity permits that will/may be required as a result of the project.

c) Sustainability Considerations (if applicable).

- i) Water and Energy Efficiency. Describe aspects of the proposed project addressing water reuse, water efficiency, and water conservation, energy efficient design, and/or renewable generation of energy, if incorporated into the selected alternative.
- ii) Green Infrastructure. Describe aspects of project that preserve or mimic natural processes to manage stormwater, if applicable to the selected alternative. Address management of runoff volume and peak flows through infiltration, evapotranspiration, and/or harvest and use, if applicable.
- iii) Other. Describe other aspects of sustainability (such as resiliency or operational simplicity) that are incorporated into the selected alternative, if incorporated into the selected alternative.

d) Total Project Cost Estimate (Engineer's Opinion of Probable Cost). Provide an itemized estimate of the project cost based on the stated period of construction. Include construction, land and right-of-ways, legal, engineering, construction program management, funds administration, equipment, construction contingency, and other costs associated with the proposed project. The construction subtotal should be

Appendix A – Water/ Sewer User Details

separated out from the non-construction costs. The non-construction subtotal should be included and added to the construction subtotal to establish the total project cost. An appropriate construction contingency should be added as part of the non- construction subtotal. For projects containing both water and waste disposal systems, provide a separate cost estimate for each system. The engineer may rely on the owner for estimates of cost for items other than construction, equipment, and engineering.

- e) Annual Operating Budget. Provide itemized annual operating budget information. The owner has primary responsibility for the annual operating budget; however, there are other parties that may provide technical assistance. Provide a copy of the previous 3 years financial history on the operations of the water (or sewer) fund. Provide an amortization schedule on existing indebtedness held on the system. This information will be used to evaluate the financial capacity of the system. The engineer will incorporate information from the owner's accountant and other known technical service providers.
 - i) Income. Provide information about all sources of income for the system including a proposed rate schedule. Realistically project income for existing and proposed new users separately, based on existing user billings, water treatment contracts, and other sources of income. In the absence of historic data or other reliable information, for budget purposes, base water use/ sewage of 100 gallons per capita per day. Water use per residential connection may then be calculated based on the most recent U.S. Census or other data for the state or county of the average household size. When large agricultural or commercial users are projected, the Report should identify those users and include facts to substantiate such projections and evaluate the impact of such users on the economic viability of the project.
 - ii) Annual O&M Costs. Provide an itemized list by expense category and project costs realistically. Provide projected costs for operating the system as improved. In the absence of other reliable data, base on actual costs of other facilities of similar size and complexity. Include facts to substantiate O&M cost estimates. Include personnel costs (note operator upgrades needed), administrative costs, water purchase or treatment costs, accounting and auditing fees, legal fees, interest, utilities, energy costs, insurance, annual repairs and maintenance, monitoring and testing, supplies, chemicals, residuals disposal, office supplies, printing, professional services, and miscellaneous as applicable. Any income from renewable energy generation which is sold back to the electric utility should also be included, if applicable.
 - iii) Short-Lived Asset Reserve – A table of short-lived assets (Assets with design life of 15 years or less) should be included for the system (See Table A for examples). The table should include the asset, the expected year of replacement, the anticipated cost and a recommended annual reserve deposit to fund replacement. Short-lived assets include those items not covered under O&M.
 - iv) Debt Repayments. Describe existing and proposed financing with the estimated amount of annual debt repayments from all sources. All estimates of funding should be based on loans, not grants. All annual debt repayments should take into consideration reasonable population trends over the life of the loan.
 - v) Reserves. Describe the existing and proposed loan obligation reserve requirements.
- f) Land. Provide evidence of land rights being procured such as easements, purchase options or other evidence for well sites or lagoon sites. When land application sites are part of the project they shall be purchased or leased. The lease or easement executed as an interest in real property, filled and indexed as such in the appropriate office of the registrar of deeds. The lease or easement shall be for the life of the loan.

7) CONCLUSIONS AND RECOMMENDATIONS

Provide any additional findings and recommendations that should be considered in development of the project. This includes recommendation of special studies, highlighting the need for special coordination, a recommended plan of action to expedite project development, and any other necessary considerations.

A timetable with the following milestones shall be included:

- a) Securing land rights.
- b) Completion of test hole drilling and testing.
- c) Completion of environmental review process.
- d) Submission of loan/grant application(s) to appropriate agency(ies).
- e) Completion of final plans and specification.
- f) Start and completion of construction.

Appendix A – Water/ Sewer User Details

Table A: Example List of Short-Lived Asset Infrastructure				
		Design Life	Present Value	Annualized Value
Drinking Water Utilities				
<u>Treatment Related</u>				
	Process Equipment	15		
	Granular filter media/ Membranes	15		
	Air compressors & control units	15		
	High Service Pumps & Pump Controls	15		
	Water Level Sensors & Pressure Transducers	15		
	Sludge Collection & Dewatering UV Lamps	15		
	Chemical feed pumps/ Leak Detection Equipment	15		
<u>Source Related</u>				
	Well Pumps	15		
<u>Distribution System Related</u>				
	Storage reservoir painting/ gaskets	15		
<u>Systemwide Related</u>				
	Service Trucks (in some cases)	15		
	Computer	5		
Wastewater Utilities				
<u>Treatment Related</u>				
	Pump, Pump Controls Pump Motors	15		
	Field & Process Instrumentation Equipment/ Flow meters, Pressure transducers, level sensors	15		
	UV lamps	5		
	Membrane Filters/Fibers	15		
	Aeration blowers, diffusers and nozzles	15		
	Chemical feed pumps/ Leak Detection Equipment	15		
	Sludge Collecting and Dewatering Equipment/ Belt presses & driers	15		
<u>Collection System Related</u>				
	Lift Station Pumps	10		
<u>System-wide Related</u>				
	Service Trucks (in some cases)	15		
	Computer	5		
Both Utilities				
	Service Meters	15	\$180 each	\$12 each

APPENDIX H

General Requirements for the Linked Deposit Program

Along with authority granted to the Department by Nebraska Revised State Statute 81-15,151.03, the following procedures will be incorporated into the Department's CWSRF Linked Deposit Program policies.

001 Eligible financial institutions. To become an eligible financial institution to participate in the Linked Deposit Program, financial institutions and the Director must sign a Linked Deposit Lender Agreement.

002 Linked Deposit Lender Agreement will include, but not be limited to, the following:

002.01 Conditions to ensure compliance with all federal, state, and local requirements.

002.02 Specific conditions, terms, and limits for eligible financial institutions and Linked Deposit Loan Contracts, as determined by the Department.

002.03 Interest rate applied to linked deposit account. The Department may apply an annual interest rate to funds deposited into the linked deposit account.

002.04 The procedure for eligible financial institutions to obtain Department approval of project eligibility for the Linked Deposit Program.

003 Eligible financial institutions' responsibilities shall include, but not be limited to:

003.01 Evaluating linked deposit loan borrowers' financial capability. Eligible financial institutions will have the authority to approve or deny a linked deposit borrower's loan application.

003.02 Establishing a Linked Deposit Loan Contract with the linked deposit borrower.

003.03 Collecting repayment from linked deposit borrowers and any additional terms and conditions set in the Linked Deposit Loan Contract.

003.04 Confirming availability of linked deposit funds as described in the Linked Deposit Lender Agreement.

003.05 Submitting to the Department required documentation in accordance with the Linked Deposit Lender Agreement.

003.06 All other responsibilities as stated in the Linked Deposit Lender Agreement.

004 Linked Deposit Loan Contracts must include the following:

004.01 The interest rate for the linked deposit loan will be fixed and must be at an interest rate lower than the eligible financial institution's interest rate for a similar project.

004.02 The length of term for the linked deposit loan.

004.03 Conditions allowing the Department, and any authorized representative of the Department, access to the project at all reasonable times for such purposes as inspection, monitoring, and oversight of building, operation, rehabilitation, and replacement activities.

004.04 Conditions as are necessary to ensure compliance with all federal, state, and local requirements.

004.05 Conditions stating linked deposit borrowers shall be responsible for and will provide regular system maintenance and monitoring of the project for the life of the loan.

004.06 Other conditions as determined by the Linked Deposit Lender Agreement.

005 Linked deposit funds will be deposited into a linked deposit account with an eligible financial institution only after the following requirements have been met:

005.01 The Department has approved the initial project eligibility.

005.02 The project is in compliance with all federal, state, and local requirements.

005.03 The eligible financial institution has submitted all required documentation in accordance with the Linked Deposit Lender Agreement to the Department.

006 The Department will withdraw funds from the linked deposit account in accordance with the terms set in the Linked Deposit Lender Agreement.

007 Full repayment of a loan by linked deposit borrower. If a linked deposit loan is fully repaid, the eligible financial institution will notify the Department within thirty days from when the loan was fully repaid. The Department may withdraw the remaining linked deposit balance, including any interest which is due and payable, within sixty days from when the linked deposit loan was fully repaid.

008 Loss of property control by borrower. In the event that the linked deposit borrower no longer has legal control over the land for the nonpoint source control system project or activity during the term period specified in the Linked Deposit Loan Contract, the eligible financial institution will notify the Department within thirty days from the eligible financial institution's discovery of the loss of property control. The Department may withdraw the remaining linked deposit balance, including any interest which is due and payable, within sixty days from the eligible financial institution's discovery of the loss of property control.

009 Noncompliance. For substantial non-compliance with terms and conditions of the Linked Deposit Lender Agreement, Linked Deposit Loan Contract, or the Linked Deposit Program by the eligible financial institution or linked deposit borrower, the Department may withdraw the remaining linked deposit balance, including any interest which is due and payable, within thirty days from the Department's notice of noncompliance.

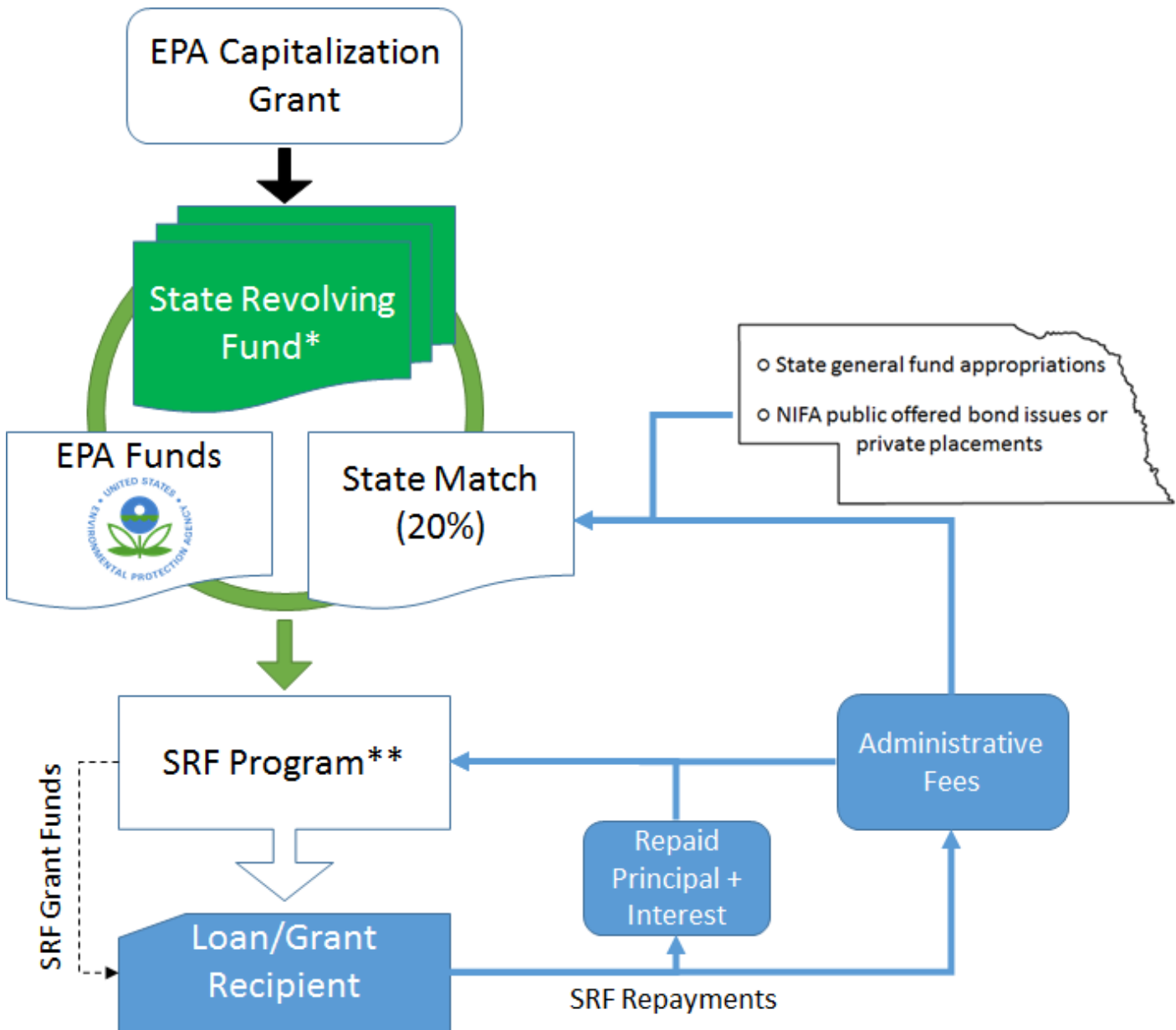
009.01 Before any action is taken under 009 of this chapter, the Department may give thirty days written notice of the Department's intent to the eligible financial institution. The eligible financial institution shall have such time as indicated in the written notice to comply. If compliance is achieved, the eligible financial institution or the borrower shall revert to good standing.

010 Linked deposit borrower default. If a linked deposit borrower defaults on a linked deposit loan, the eligible financial institution will be responsible for the Linked Deposit Lender Agreement and all agreed upon scheduled withdrawals and interest as specified in the Linked Deposit Lender Agreement.

011 Selling of linked deposit loans. The eligible financial institution must not sell the linked deposit loan to another financial institution or entity without the approval of the Department.

APPENDIX I

SRF Cash Flow Model



* This occurs annually for both the Clean Water SRF (CWSRF) and for the Drinking Water SRF (DWSRF).

** In Nebraska, there are two SRF programs (CWSRF and DWSRF). The CWSRF is managed by the NDEE and the DWSRF is managed by the NDHHS-DPH. However, both share the same process for loans & repayments.