

# Garden of Edie


# DAYLILY CATALOG

5005 Creal Road

Homer, NY 13077

607-749-4348 Fax: 607-749-7416


Region: 4 Zone: 5



ARIANA CRYSTAL (ROOD K, 1998)

DF \$5

23", Dip, 3.75", Dor, M, Ext  
Small flowered ruffled haloed pink.



AARON BROWN (HERR D, 2006)

DF \$20

42", Tet, 7.25", SEv, EM, Re  
Burgundy with a red watermark. Distinctive and very popular. NEW!



ABBEY PURPLE (Bouman-Darrow, 2010)

DF \$6

38", Tet, 6.50", SEv, EM  
Tall, vibrant purple. 4 way branching and lots of buds per scape.



AGE OF GOLD (BENZ, 1996)

DF \$7

34", Tet, 6.50", Dor, EM, Frag, Noc, Ext  
Superb ruffled rich gold. Early season bloomer.



ALABAMA JUBILEE (WEBSTER, 1988)

DF \$7

30", Tet, 7", Dor, M, Frag  
Loads of brilliant red-orange blooms. Tried and true garden impact.



ALASKAN MIDNIGHT (PORTER E, 1991)

DF \$5

32", Tet, 6", Dor, E, Frag, Noc, Ext  
Classic large flowered purple/black.



ALIEN DNA (SELMAN, 2009)

DF \$35


40", Tet, 6", Dor, M, Re  
Lavender raspberry bi-tone with yellow applique throat and green heart. Tall sturdy scapes with three to four-way branching and 26 buds. Very hardy with dependable rebloom. Fertile both ways. NEW!



ALL AMERICAN CHIEF (SELLERS, 1994) DF \$10  
 32", Tet, 9", Dor, EM, Re  
 Award winning large red bloom with yellow throat. NEW!



ALONG THE WAY (STEVENS D, 1980) DF \$5  
 27", Tet, 5.50", Dor, ML  
 Classic peach w/deep red eye. Tall midseason, loads of buds.



ALWAYS AFTERNOON (MORSS, 1987) DF \$5  
 22", Tet, 5.50", SEv, E, Re, Ext  
 Award winning reliable rebloomer. Purple with darker purple eyezone - shown at the end of a long hot sunny day.




APACHE WAR DANCE (THOMAS D, 1994) DF \$7  
 30", Tet, 4.50", Dor, ML, Frag, Re, Noc, Ext  
 Brilliant scarlet red. Late season.



APPLIQUE (STAMILE, 2002) DF \$8  
 30", Tet, 10", Evr, EM, Re, UFO  
 Mauve lavender with yellow watermark and large appliquéd throat, NEW!




ASIATIC PHEASANT (KNOWER, 1973) DF \$6  
 22", Dip, 6", Dor, M, Ext, UFO  
 Late summer beauty - classic spider form with a green throat.



ASTRAL VOYAGER (MASON M, 2000) DF \$10  
 31", Tet, 6.50", SEv, EM, Ext, UFO  
 Lovely lavender with a paler watermark and very green throat. Unusual form crispate. Award winner. NEW!



BABY BEAR (APPS, 1995) DF \$10  
 20", Dip, 3.25", Dor, EM, Re  
 I love Baby Bear, a delightful miniature daylily! Terrific foliage, lovely dark buds and flowers, even the spent flowers are pretty. Limited supply.

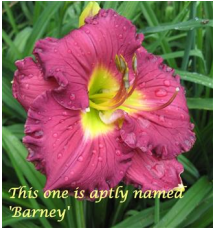


BAHAMA BUTTERSCOTCH (SALTER E H, 1990)

DF \$5

18", Tet, 3.50", SEv, M, Re

Glowing perfectly formed butterscotch yellow flowers, much taller than 18" here in my garden.



BARNEY (BENZ J, 2005)

DF \$16

34", Tet, 6", Dor, M, VFrag, Re

Great substance on a big ruffled purple bloom.



BEAUTIFUL EDGINGS (COPENHAVER, 1989)

DF \$7

30", Dip, 7", SEv, M, Frag, Re

Extremely popular beauty with its delicate coloring and flower form and long bloom season. This one will always be in my garden.



BELA LUGOSI (HANSON C, 1995)

DF \$7

33", Tet, 6", SEv, M

Ever-popular purple with green throat.



BELLE COOK (BROOKER, 2001)

DF \$6

24", Tet, 6", SEv, M

Delicate pink and heavily ruffled and edged in gold. Very lovely - for the front of the border.




BELLE OF ASHWOOD (NORRIS R, 2005)

DF \$10

28", Tet, 5.50", Dor, EM, Re

Gorgeous ruffled pink edged in yellow- great performer. Reblooms. A choice daylily.



BERMUDA CORAL (MARVIN, 1986)

DF \$6

45", Tet, 6.50", Dor, VL

Classic late blooming tall coral - very floriferous.



BESS ROSS (CLAAR, 1951)

DF \$5

36", Dip, 5.50", Dor, M

A classic tall red spider form.



BETH HERR (HERR D, 2002)

DF \$7

37", Tet, 5", Dor, EM, Re

Tall light peach flower with a deep plum edge and eye. Very pretty. Limited supply.




BIG GEORGE (KRUPIEN, 1998)

DF \$12

35", Tet, 7", Dor, M

Huge double flower in eye catching gold. Reblooms. Truly outstanding.



BIG SMILE (APPS, 1999)

DF \$6

28", Dip, 5.50", Dor, M, Frag

Tall and lovely cream yellow bloom with a distinctive pink braided edge. Long blooming.



BITTERSWEET DESTINY (SALTER, 1993)

DF \$6

24", Tet, 6", Dor, M, Re

Showy bittersweet orange & a ruffled edge.



BLOOD, SWEAT AND TEARS (EMMERICH, 2005)

DF \$14

28", Tet, 6", SEv, M, Frag, Re

Lovely raspberry with pink raspberry eye and pink raspberry white edge above yellow to green throat.



BLUEBERRY BREAKFAST (ROSE, 1988)

DF \$7

22", Dip, 5", Dor, M

Slate lavender with purple eyezone. Prefers afternoon shade.



BOOGIE MY WOOGIE BABY (BACHMAN, 2003)

DF \$5

49", Dip, 7.50", Dor, ML, Sp

Late blooming spider form - gotta love the name!



BORDELLO QUEEN (MASON M, 1998)

DF \$5

28", Tet, 5.75", Dor, ML, Re, Ext

An award winning beautiful blooming machine.





BORDER BRIDE (SALTER, 1995) DF \$6  
 26", Tet, 5.50", SEv, EM, Re  
 Near white with purple eyezone above green throat




BRIDGETON JACKPOT (APPS, 2005) DF \$6  
 31", Tet, 6", Dor, M, Ext  
 A ruffled beauty edged and eyed in red. Blooms early and reblooms. An exceptional performer.



BRONWYN (CARPENTER J, 1991) DF \$5  
 20", Tet, 5.50", Dor, EM, Frag, Re  
 Very heavy blooming yellow with butterscotch brown overtones.



BROOKWOOD SIMPATICO (SHARP, 1997) DF \$5  
 22", Dip, 3", Dor, VL, Frag, Noc, Ext  
 Very late blooming sherbet orange little beauty.



BURNING INHERITANCE (SALTER, 1994) DF \$7  
 28", Tet, 5.50", SEv, M, Re  
 Bright orange that "carries" a long way. Excellent.



BUTTERFLY ANN (OWEN-P., 2009) DF \$12  
 25", Tet, 6", SEv, EM, Re  
 Deep coral pink with tentacled gold edge. Charming "front of the border" beauty. NEW!



CALICO SPIDER (CRANDALL, 1987) DF \$7  
 32", Dip, 6.75", Evr, M, Ext, Sp  
 Bright yellow spider form with mahogany red eyezone.



CARRICK WILDON (GOLDNER, 1987) DF \$9  
 34", Tet, 7.50", Dor, ML, Ext  
 Big golden yellow tipped with orange. Blooms late.



CHANCE ENCOUNTER (STAMILE, 1994) DF \$6  
 25", Tet, 6", Dor, EM, VFrag, Re, Ext  
 Stunning in a clump - great flower form and color.



CHANGE OF HEART (JOINER, 2000)

DF \$7

35", Tet, 6", Evr, M, Re

Garnet red with poppy-red eye and yellow-green throat. Good branching and bud count.



CHEROKEE PASS (RODERICK, 1996)

DF \$5

32", Tet, 5.50", Dor, ML

Red petal edges and a stippled red eye. A lovely late season bloomer



CHERRY EYED PUMPKIN (KIRCHHOFF D, 1991)

DF \$7

28", Tet, 5.75", SEv, EE, Re, Ext

Popular pumpkin gold with red throat.




CHESTNUT MOUNTAIN (SALTER, 1989)

DF \$5

24", Tet, 5.50", Evr, M, Re

Orange yellow blend



CLAUDINE'S CHARM (SELLERS, 2000)

DF \$15

26", Tet, 5.50", Evr, M, Re

Beautiful recurved purple bloom with violet eye.



CLAWS OF MOONLIGHT (GOSSARD, 2004)

DF \$8

32", Tet, 6.50", SEv, M, VFrag, Re

Large light lemon yellow bloom, burgundy eye and green throat. Reblooms. Limited.




CLEAR FORK (HANSON C, 2006)

DF \$8

50", Tet, 5", SEv, M

Late blooming orchid pink blend with soft rose watermark. Pleated at the throat. Well branched sturdy scapes. NEW!



CONCRETE BLONDE (HANSON C, 1998)  
30", Tet, 6", SEv, M, Frag  
A great yellow with texture and substance galore. Reblooms.

DF \$8



CONSTANTINOPLÉ (MOLDOVAN, 2005)  
34", Tet, 6", SEv, M, Re  
Cherry red blend with creamy rose pink edge above green yellow throat pink edge.

DF \$6



CORAL MAJORITY (NORRIS R, 2004)  
33", Tet, 4.50", Dor, L, Re  
Glowing coral beauty. Blooms late season.

DF \$8



CUSTARD CANDY (STAMILE, 1989)  
24", Tet, 4.25", Dor, EM, Re  
Pale yellow with a maroon eyezone. Award winner.

DF \$6



DALLAS STAR (FERRIS R, 1976)  
28", Dip, 6.50", SEv, M  
Classic lavender spider form. Charming and vigorous.

DF \$5



Davisson seedling (Davisson, Judy)  
28" Dip 6" Dor. ML  
Golden orange diploid that coordinates perfectly with 'We are the Champions' for a terrific late season combo. Sold as a pair with 'We Are the Champions' - \$22. NEW



DEVONSHIRE DUCHESS (SALTER E H, 1992)  
24", Tet, 3.50", SEv, M, Re  
Delicate peachy-pink that glows. Reblooms here.

DF \$6



DIANE CRAWFORD (CULVER-B., 2007)  
36", Tet, 5.50", SEv, ML, Frag  
Gorgeous watermelon pink. Great plant habit and vigor from an Ontario breeder.

DF \$8



DRAGONS EYE (SALTER E H, 1991)

DF \$6

22", Dip, 4", SEv, ML, Re

For the front of the border. Deep rose eye and edge on a delicate pink bloom.



DYNA GIRL (OWEN PAUL, 2010)

DF \$8

28", Tet, 5.25", EM, Re

Delicate alabaster pink with gold ruffles. Very hardy and a vigorous increaser.



EASY NED (BROWN B, 1987)

DF \$6

40", Dip, 6.50", Evr, VL, Frag, Sp

A classic chartreuse green spider.



ED MURRAY (GROVATT, 1971)

DF \$5

30", Dip, 4", Dor, M, Ext

Tall, dark and handsome. Long bloom season. Longtime favorite among dark colored daylilies.



EGGPLANT ELECTRICITY (REED, 2003)

DF \$6

32", Dip, 6", Dor, M, Ext

Velvety purple spider with purple black eye. Vigor and beauty. Nice!




EL DESPERADO (STAMILE, 1991)

DF \$6

28", Tet, 5", Dor, L, Ext

Later blooming charmer with deep red edge and eye. Just great!




ELDERBERRY CANDY (STAMILE, 2003)

DF \$7

27", Tet, 4", Dor, ML, Re

Lovely small flower in tones of elderberry purple.



ELIZABETH SALTER (SALTER, 1990)

DF \$7

22", Tet, 5.50", SEv, M, Re

Wonderful ruffled peach - award winning great performer!





EMPEROR BUTTERFLY (MUNSON R W, 1986)

DF \$6

28", Dip, 5", Evr, EM, Re

Delicate violet with a lighter 'watermark' and large green throat.



EMPEROR'S CHOICE (BENZ, 1991)

DF \$5

24", Tet, 5", Dor, ML, Noc, Ext

Fine late blooming chartreuse yellow with excellent flower form and substance.



EMPEROR'S DRAGON (MUNSON R W, 1988)

DF \$7

26", Tet, 5", Evr, M, Re, Ext

Lovely plum unusual form.



ENCHANTING ESMERELDA (SALTER, 2000)

DF \$7

26", Tet, 5.50", SEv, EM, Re

Rose with a lighter pink watermark.



Eula Jo Shiflett (Selman, 2011)

DF \$7

35", 5", SEv, M

Cream peach blooms with a rose pink eye, yellow to green throat and ruffled rose pink edge outlined with white.



FE, FI, FOE, FUM (WOODHALL, 2005)

DF \$10

42", Tet, 7.50", Dor, M, Frag, UFO

7 1/2 inch 'unusual form' purple bloom on a 42" scape. Vigorous. Limited supply.



FELECIA GRACE (GRACE L, 2000)

DF \$7

20", Tet, 5.75", SEv, M, V Frag, Re

Super ruffled blushed yellow with gold edge. For the front of the border.



FERENGI GOLD (PETIT, 1994)

DF \$7

19", Tet, 5.50", Dor, EM

Lovely ruffled yellow/pink. When established an amazing reblooming performer here.



FIRE ON THE MOUNTAIN (CARPENTER J, 2004)

DF \$8

22", Tet, 6", Dor, M, Frag, Re

Nice recurved orange-red.



FIRST KNIGHT (SALTER, 1995)

DF \$5

28", Tet, 6", SEv, EM, Frag, Re

Pale yellow faintly blushed with pink - excellent flower form and substance.



FOOLED ME (REILLY-HEIN, 1990)

DF \$6

24", Tet, 5.50", Dor, EM, Ext

Showy yellow and red - a heavy blooming award winner.



FOOLISH DRAGON (SELMAN, 2006)

DF \$10

36", Tet, 4.50", Dor, M

A tall peach bloom with a 'look at me' red eye. Loads of blooms.



FOX POINT (CULVER B, 2002)

DF \$7

32", Tet, 4.50", Dor, ML, Frag, Re, Ext

Pale peach with red eye and edge. Very floriferous. A fine hardy plant from Canadian breeder Bryan Culver.



FRANCIS OF ASSISI (MOLDOVAN, 1994)

DF \$7

26", Tet, 6", SEv, M, Frag, Re, Ext

Ruffled ruby red and a white edge.



FRANCOIS VERHAERT (STAMILE, 2001)

DF \$6

24", Tet, 5.50", Evr, EM, Frag, Re

A distinctive award winner - smokey peach with deep purple eye and heavy edge. Reliable rebloomer for the front of the border



FREE WHEELIN' (STAMILE, 2004)

DF \$12

34", Tet, 9", Evr, EE, Re

Popular BIG yellow spider form with deep red chevrons. Eye catching.



FRENCH LICK (WHATLEY, 1995)

DF \$5

27", Tet, 6", SEv, M, Ext

Starts early and just keeps blooming. A very fine classic lavender pink.



FROSTBITE FALLS (CHURCH. DON, 2009)

DF \$28

38", Tet, 6.50", Dor

Much sought after tall near white with dark blue-green foliage. Heavy blooming with 3 way branching that presents blooms to perfection.



G WILLIKERS (MASON M, 1998)

DF \$5

24", Tet, 2.75", Dor, M, Re, Ext

Fancy little butterscotch bloom with light brown edge and eye.



GENTLE ROSE (STAMILE, 1989)

DF \$5

22", Tet, 6", Dor, EM, Frag, Ext

Large deep rose with green throat. Loads of bloom over a long period.



GREEN ARROW (GOSSARD, 2008)

TF \$6

45", Dip, 8", Dor, M, Frag, Re, UFO

Yellow-green spider. Vigorous. NEW.



GYPSY ROSE (MASON M, 2005)

DF \$10

27", Tet, 5.25", Dor, ML

Ruffled rose-pink with a metallic edge, white midribs. Bred in northern New York so super hardy. One of my best sellers and a personal favorite.



HAZY AUGUST SKY (MARVIN, 2004)

DF \$6

26", Tet, 6", Dor, L

Late blooming creamy lavender with green throat.



Heat Seeker (Gossard Dianna, 2009)

DF \$7

40", Tet, 5.50", Dor, M, Frag, Db

intense burnt orange-red double. Darker orange-red eyezone with green-yellow-red throat.



HEAVENLY ANGEL ICE (GOSSARD, 2004)

TF \$12

36", Dip, 8", Dor, ML, Re, UFO

Winner of the prestigious Stout Silver Medal in 2013, the highest achievement award in the American Hemerocallis Society. 36" tall, 8" bloom. Dormant Diploid, Mid-late season, rebloomer, 27 buds, 5 branches, Unusual Form Crispate. White self above green yellow throat. Awesome. Limited.



HEAVENLY UNITED WE STAND (GOSSARD, 2009)

DF \$25

51", Tet, 9", Dor, M

A nine inch rich red bloom on TALL (45" here to date) scapes that flowers over a long period beginning midseason. Hardy and vigorous. Award winning Breeder Jamie Gossard says it's one the best he's ever bred - and folks that's saying something! Choice.



HEAVENLY WHITE LIGHTENING (GOSSARD, 2010)

TF \$25

36", Dip, 10.50", Dor, ML, V Frag, UFO

For sheer garden value this plant has it all - a 10.5 inch cascading unusual form that is fragrant, opens early and is also an extended bloomer. It's a "bud builder" so it will bloom until frost and is rock hardy to boot. A 2010 introduction, choice and hard to find - thus the price. Limited.



HERBGIRLS CHERRY MOONSHINE (YOST, 2002)

DF \$8

25", Tet, 6", Dor, M, Re

Lovely ruffled cherry pink with dusky rose edge and eye, high bud count.



HERE COMES SANTA CLAUS (APPS, 1999)

DF \$7

22", Dip, 3.75", Dor, ML

Bright red with a green throat. A front of the border charmer.



HOLY MOSES (APPS, 1991)

DF \$5

30", Dip, 4.38", SEv, EM

Deep purple with an even deeper halo.



HOT TOWN (STEVENS D, 1982)

DF \$6

28", Tet, 4.50", Dor, ML

Enduringly popular HOT orange with red throat. Eyecatching!





IN MY PINK HIGH HEELS (DAVISSON-J., 2007)

DF \$14

35", Tet, 6.50", SEv, EM, Re

A delightful tall textured pink with gold edge from North Carolina hybridizer Judy Davisson.



INDIAN GIVER (FERGUSON, 1991)

DF \$7

20", Dip, 4.50", SEv, EM, Re

Pretty small purple bloom edged in white. Always a favorite. Limited supply



INDIAN RIPPLE (DOUGHERTY H, 1997)

DF \$7

24", Dip, 4.50", Dor, ML, Frag, Ext

A delightful orange and gold ruffled bloom for mid to late season cheer. Front of the border stature.



INHERITED WEALTH (CARR, 1998)

DF \$7

28", Tet, 5", Evr, E

Just a superb pink daylily with gold overtones, plenty of blooms with great substance.



IVORY TITAN (SELMAN, 2008)

DF \$16

42", Tet, 6.50", Dor, M, Frag

Tall statuesque large ruffled ivory. a gold edge and yellow to green throat. Superb white.



JANICE BROWN (BROWN E C, 1986)

DF \$5

21", Dip, 4.25", SEv, EM

Delicate pink with a darker pink eyesone and green throat. Deservedly a long time favorite. Reblooms.



JOAN DERIFIELD (HANSON C, 2000)

DF \$9

35", Tet, 7", SEv, EM

Deep fuchsia red with lighter watermark. A big gorgeous flower on a sizeable plant.



JOHN COLTRANE (HANSON C, 2002)

DF \$6

36", Tet, 5.50", SEv, M

Later season deep saturated purple.



JOHN KARL SEAGER (HANSON C, 1996)

DF \$8

36", Tet, 6", SEv, EM, Frag, UFO

Unusual form pale lavender and a yellow applied throat. . holds that nice color through the day. NEW!



JULIE NEWMAR (MORSS, 2000)

DF \$10

32", Tet, 7", Evr, E, Re, Ext

Very pale lavender with purple eyezone and edge. Unusual form. Lovely and though an "evergreen" does well here.



KANSAS KITTEN (CARPENTER J, 2002)

DF \$10

22", Dip, 5", Dor, M, Frag, Re

Small plum purple with deeper eye.




KEY WEST (TRIMMER, 1999)

DF \$6

28", Tet, 4.25", Dor, EM, Re

Peachy pink with a complex fuchsia & orange eye.



KING GEORGE (RASMUSSEN, 1991)

DF \$8

30", Tet, 7", SEv, M

Tall and showy LARGE flower.



KING'S COTILLION (MUNSON R W, 1997)

DF \$7

26", Tet, 6.50", Evr, M, Re

Deep wine red with a chalky watermark.



LADY FINGERS (PECK, 1967)

DF \$5

32", Dip, 6", Dor, M, Sp

Old fashioned yellow green spider. Doesn't grow as tall as described here.



LADY OF LOURDES (MOLDOVAN, 1996)  
 24", Tet, 5", SEv, EM, Re  
 Pink with a gold picotee edge.

DF \$6



LAST FOOL STANDING (SELMAN, 2008)  
 36", Tet, 5", Dor, M  
 A bold red eye and ruffled red edge - tall and heavy blooming. Showy.

DF \$12



LAURA HARWOOD (HARWOOD, 1997)  
 23", Dip, 7", SEv, M, Frag, Re, Ext  
 Late blooming rich purple with a large green throat

DF \$5



LAVENDER BLUE BABY (CARPENTER J, 1996)  
 28", Dip, 5.50", Dor, EM, Frag, Re  
 Lavender with a blue eyezone- Very hardy but needs a year or two to settle in and perform to its highest potential.

DF \$8



LAVENDER HEARTTHROB (STAMILE, 2002)  
 22", Tet, 7", Dor, EE, Frag, Re  
 Very nice lavender ruffled bloom. Front of the border height.

DF \$7




LIGHT OF THE WORLD (EMMERICH, 2002)  
 24", Tet, 5.75", SEv, M, Frag, Re  
 Cream with a glowing rose throat. Choice.

DF \$8



LIL' RED WAGON (KINNEBREW J, 2003)  
 25", Tet, 3.25", SEv, E, Re  
 Excellent heavy substantanced small ruffled red for the front of the border.  
 NEW!

DF \$9



LILY MUNSTER (SHOOTER E, 2004)  
 31", Dip, 8", SEv, M, Re, UFO  
 Pink unusual form with chartreuse throat. Rebloomer -- always one of the first and last to bloom here.

TF \$8



LIP SMACK (SELMAN, 2008)

DF \$10

20", Tet, 5", Dor, M

5 1/2" yellow with bright red throat and edge. Small, but vigorous plant with 20" scapes with 3 way branching. 18 to 20 buds. Perfect for the front of the border Dormant foliage. Increases fast and very hardy. NEW!



LITTLE RED DUMPLES (ANDERSON H, 2000)

DF \$5

17", Dip, 2.50", Dor, E

Crimson mini for the front of the border.



LOLLIPOP KISSES (SELMAN, 2008)

DF \$10

20", Tet, 4.50", Dor, M

Perfect for the front of the border, the yellow blooms of LOLLIPOP KISSES have a huge red eye, ruffled red edge and small yellow to green throat. Three-way branching with 18 to 20 buds and blooms just above the dark, blue green foliage. Very hardy and really stands out in the garden.




LUNA (MURPHY J P, 2004)

TF \$9

39", Dip, 7.50", SEv, M, Frag, Re, Ext, UFO

Near white unusual form with fine ruffled edge and green throat.



LYDIA'S REGAL ROBE (WALDROP, 2008)

DF \$10

37", Tet, 6", SEv, EM, Frag

Excellent purple edged in white. A few.



MABOU (MASON M, 2003)

DF \$10

30", Tet, 6", Dor, ML

Choice and sought after golden-edged rose with a lighter watermark. Beautiful and super hardy.



MAGE QUEST (SALTER, 1993)

DF \$6

28", Tet, 6", Evr, ML, Re

Lovely watermarked flower - blooms midseason.



MANDARIN SEAS (STAMILE, 2003)

DF \$9

25", Tet, 5", SEv, EM, Re

Flower colors remind me of orange and raspberry sorbet. Yum!





MARY'S GOLD (MCDONELL H, 1984)

DF \$7

34", Dip, 6.50", Dor, M

Ever popular bright gold flower that blooms midseason. Can't miss it in the garden.



MATCHLESS FIRE (SCHINDLER, 2004)

DF \$12

29", Tet, 6.25", SEv, M, Frag

Red with an orange watermark. Unusual striking big bloom.




MEDIAVAL GUILD (HANSON C, 1989)

DF \$6

30", Tet, 5", SEv, EM

I'd call it a dusty mauve with a green throat. Subtle midseason beauty.



MERINGUE PIE (CARTER M, 2001)

DF \$9

28", Tet, 6", Dor, EM

Very nice ivory white...nice dormant foliage and plant habit.




MICRO CHIP (TRIMMER J, 2005)

DF \$6

19", Dip, 2.83", Evr, L, Db, Re

Darling small (3 ") double - late bloomer.



MI STER LUCKY (SELLERS, 1975)

DF \$6

24", Tet, 3.75", Evr, EM, Re

A personal favorite - a plucky smaller flowered red that blooms and reblooms. Distinctive.



MOONLIT MASQUERADE (SALTER, 1992)

DF \$6

26", Tet, 5.50", SEv, EM, Re

Award winning cream with dark maroon edge and eye. Blooms very early and long, then reblooms. Distinctive.



MOSES' FIRE (JOINER, 1998)

DF \$8

22", Tet, 6", Dor, M, Db, Re

Bright orange-red double with a gold edge.



MR BILLS TWISTER THRILLS (MICHAELS LINDA, 2013)

DF \$30

41", Tet, 7.50", Dor, M

\*MR BILL'S TWISTER THRILLS 41" M DOR TET Hot pink cerise 7½" blooms that sport curled and twisted and sometimes quilled or otherwise squiggly sepals. The eyezone shades from orange to apricot to green. Variable Crispate Unusual Form. Makes skinnyish fans.

[GALAXY RANGER X (HIGHLAND PINCHED FINGERS x STRING BIKINI)].

NEW!



MYNELLE'S STARFISH (HAYWARD M, 1982)

DF \$6

20", Dip, 10", Dor, M, Re, Noc, Ext

Front of the border - big frilly lemon yellow spider. Unique award winner.




NANCY'S GOWN (MILLIKAN-SOULES, 1987)

DF \$6

31", Dip, 4.50", Dor, M, Frag, Re

Lovely chartreuse yellow with lots of ruffling. Not widely known but always a consistent EXCELLENT performer here and one I will always grow.



NO BOYS ALLOWED (DAVISSON J, 2006)

DF \$36

32", Tet, 8", SEv, EM, UFO

Semi-evergreen UFO with 32" scapes and a large 8" bloom. Blooms early mid season. Rose with large cream pink watermarked eye and narrow white edge.

One of my all time favorite daylilies. I can hardly bear to part with them but I have a few.



NORTH WIND DANCER (SCHABEN, 2001)

DF \$7

42", Dip, 7.50", Dor, L, UFO

Lavender pink spider form - 2011 winner of the Stout Silver medal - the highest honor the American Hemerocallis Society bestows.



NORTHERN DAWN (KORTH P-KORTH L, 2005)

DF \$6

35", Tet, 5", Dor, M

Fancy salmon pink with a heavy yellow ruffle and white midrib.



NOSFERATU (HANSON C, 1990)

DF \$7

26", Tet, 6", SEv, M, Frag

A fine very deep ruffled purple.



NOW AND ZEN (HANSON C, 1999)

DF \$7

25", Tet, 3.50", SEv, M, Frag

GREAT gold flower with a deep red edge and eye. Early to Midseason.



NUTMEG ELF (MCCABE, 1978)  
28", Dip, 3", Dor, EM, Re, Sp  
Charming classic small spiderform held on 28" scapes.

DF \$7



OCTARINE (MICHAELS, 2011)  
35", Dip, 6", Dor, M, Ext  
Enchanting violet-purple unusual form that sometimes shows a darker eye.  
Great color!

DF \$10



OMOMUKI (STAMILE, 1991)  
24", Tet, 5", Dor, EM, Frag, Ext  
Early blooming heavily ruffled chartreuse yellow. A garden favorite.

DF \$6



ORANGE VELVET (JOINER, 1988)  
30", Dip, 6.50", SEv, M, Re  
Blooms late here (and sometimes early) with a velvety large cantelope orange bloom. Exceptional.

DF \$5



ORCHID CORSAGE (SAXTON, 1975)  
32", Dip, 7.50", Dor, ML, Frag, Re, UFO  
A beloved classic lavender spider that starts the show late in the season.

DF \$6



PARROT TATTOO (PEAT, 2007)  
24", Tet, 5.75", SEv, M, Frag, Re  
Cream pink with large bright red chevron eye and candy apple red & gold ruffled knobby edge. NEW!

DF \$12



PATSY CLINE (SMITH, F R, 2008)  
36", Tet, 7", SEv, EM, Re  
Orange with ruffled edge and cream midribs. A gorgeous flower that opens beautifully. NEW!

DF \$16



PEACH YUM YUM (SELMAN, 2008)  
29", Tet, 5", SEv, M, Frag  
Ruffled peach bloom with subtle rose eye and frosty white midribs.

DF \$9



PENNSYLVANIA BUCKTAILS (JESBERGER, 2002)

DF \$9

25", Tet, 4.75", SEv, M, Re

Lovely and distinctive ivory peach with a burgundy band and eye. Floriferous.



PERFECT PINK PRINCESS (KLEHM, 1994)

DF \$5

18", Dip, 4.50", Dor, EM

Just like the name says, Midseason.



PERSIAN RUBY (TRIMMER, 1998)

DF \$8

30", Tet, 7.75", Dor, EM

BIG deep dark red. Stunning award winner.




PERSIMMONS CINNAMON AND MARMALADE (JERABEK, 2004)

DF \$7

33", Tet, 5.25", Dor, M

Persimmon orange with a braided edge.



PEWTER LAKE (MOLDOVAN, 1986)

DF \$7

28", Tet, 6", Dor, EE, Re, Ext

The most delicate silver lavender. Hard to find color among daylilies.



PHANTOM WARRIOR (GOSSARD, 2008)

DF \$10

30", Tet, 11.50", Dor, EM, VFrag, Sp, UFO

BIG violet spider with a large green throat.



PHILOSOPHER'S STONE (MOLDOVAN-WOODHALL, 2011)

DF \$18

28", Tet, 6", Dor, M, Re

Heavy substantanced ruffled yellow-green.



PINK COTTON CANDY (STAMILE, 1991)

DF \$7

23", Tet, 5", Dor, ML, Frag, Ext

Sweet candy pink with darker eyezone.





PINK PLAYMATE (ROGERS A, 1996)

DF \$5

22", Dip, 3.50", Dor, VL, Re, Ext

One of THE BEST small flowered reblooming pink varieties for the front of the border. Excellent.



PINK SUPER SPIDER (CARPENTER K, 1982)

DF \$5

32", Dip, 10", SEv, M, Re, Ext, UFO

Big pink unusual form with white midribs and lighter eyezone.



PLANET MAX (REED, 1996)

DF \$10

42", Dip, 7", SEv, EM, Sp

Lemon throated purple spider.



PLUM CAKE (UNKNOWN)

DF \$7

27", 5.50"

Creamy white with violet blue edge & eye. Not in the AHS Registry but a very nice plant nonetheless.



PLUTONIAN PORSCHE (MICHAELS, 2012)

DF \$22

35", Tet, 6.50", Dor, M, UFO

Purple with a greyed violet eye over a yellow to green throat Crispate Unusual Form with pinched petals and curled, sometimes twisted sepals. Clumps rapidly.



PREDICTABLE YOU (HANSON, CURT, 2009)

DF \$9

43", Tet, 6", Dor, M

Pastel alabaster bloom with great waxlike substance. Classic flower form with strongly recurved petals. FANTASTIC GARDEN PLANT.



PRETTY DESIRABLE (GOSSARD, JAMES, 2010)

DF \$12

33", Tet, 10", Dor, M, Frag, UFO

Large clear smooth pink unusual form with green throat. In this garden a better performer and very like its grandparent 'Webster's Pink Wonder'. Choice.



PURPLE STARFISH (GOSSARD J, 2011)

DF \$12

35", Tet, 8.50", Dor, E, Frag, Re, Sp

A BIG 8 1/2 inch purple spider that blooms early and reblooms here.



Quality of Life (Owen, Paul)

DF \$12

30", Tet, 6.50", SEv, EM, Re

Fancy magenta purple with a pink watermark and ruffled gold edge - here in Central New York it's a late season bloomer.



RASPBERRY SICKLE (GOSSARD, 2004)

DF \$8

35", Tet, 7.50", Dor, M, UFO

Excellent creamy yellow large bloom with a raspberry edge and eye.



RASPBERRY WINTER (TRIMMER, 1999)

DF \$6

28", Tet, 4", Dor, EM, Re

A small peach bloom with a "penciled" eye and edge.



REDEFINED DESIGN (LAMBERTSON, 2000)

DF \$5

36", Tet, 6", SEv, EM, Re

Different - a blue-violet eyesone and edge. NEW.



REVELLING (WHATLEY, 2001)

DF \$7

23", Tet, 6", SEv, M

Soft pink ruffles and a green throat.




ROSE CORSAGE (STAMILE, 1999)

DF \$7

21", Tet, 5", Dor, EM, Frag, Db, Re

Dusty rose double - very nice. Always popular.



ROSWITHA (TRIMMER, 1992)

DF \$7

14", Dip, 3.25", Dor, EM, Db

Lovely double flowered peach with maroon eye.



RUBY SENTINEL (BENZ, 1991)

DF \$7

36", Dip, 5", Dor, ML, Frag, Noc, Ext

A tall excellent round form - velvety red with a green throat.



RUBY SPIDER (STAMILLE, 1991)  
34", Tet, 9", Dor, E, UFO  
A popular ruby red spider form with yellow throat.

DF \$7



RUFFLED STRAWBERRY PARFAIT (RECKAMP-KLEHM, 2003)  
28", Tet, 6", Dor, L  
Excellent late blooming very ruffled polychrome bloom and a noted breeder for "toothy" edges

DF \$8



SABINE BAUR (SALTER, 1997)  
25", Tet, 6", SEv, EM, Re, Noc, Ext  
Pale lavender with a deep purple eye and edge. Reblooms here. Choice.

DF \$10



SANDRA ELI ZABETH (STEVENS D, 1983)  
28", Tet, 6", Dor, VL  
Extra late bloomer that begins as others are winding down. Blooms August into September. Clear lemon yellow.

DF \$8




SARAH HAWES (SELMAN, 2006)  
40", Tet, 5", SEv, M, Re  
Lovely violet purple with green throat. Tall and hardy. Limited.

DF \$10



SCARLET APACHE (KLEHM, 1987)  
28", Tet, 5.50", Dor, ML, Frag  
Beautiful classic deep red midseason bloomer.

DF \$6




Seedling - Alexander James Menges x Nature's Blue Witches Brew (Gayle Story)  
26", Dip, 4", Re  
Small flowered blue eyed orchid bloom. Pretty plant for the front of the border. UNREGISTERED.

DF \$5



SELLSTATION SUNSET (THOMAS D, 2006)  
44", Tet, 5.25", SEv, L, Frag  
Very nice late blooming gold to orange.

DF \$6



SEMINOLE WIND (STAMILE, 1993)

DF \$5

23", Tet, 6.50", SEv, EM, Frag, Re, Ext

Large substantial rose pink flower and great foliage. Award winner.



SENECA CORAL SONG (ROOD T, 2003)

DF \$5

30", Tet, 5", SEv, ML

Late blooming glowing coral. A heavy bloomer that makes a statement in a clump. Great landscaper.



SENECA SPIRIT (ROOD T, 2003)

DF \$7

27", Tet, 5", SEv, L

Near white late bloomer with great substance bred in the Finger Lakes. Very nice.



SEPTEMBER BLAZE (LACHMAN, 1992)

DF \$8

30", Tet, 7", Dor, VL

Very Late glowing pink. In 2013 bloomed until at least 9/16 after starting in early August. Among the nicest lates I grow.



SHILLING (WESTON J, 1994)

DF \$8

22", Tet, 3.75", Dor, L, Frag

Charming coppery orange and blue-green foliage.



SILKEN TOUCH (STAMILE, 1990)

DF \$6

23", Tet, 6", Dor, EM, Frag, Ext

Deep pink with contrasting yellow throat.



SILLOAM ROCK CANDY (HENRY P, 1985)

DF \$5

14", Dip, 3", Dor, M, Frag, Ext

Strawberry red with darker eyezone. A strong blooming little gem for the front of the border.



SILLOAM ROYALTY (HENRY P, 1993)

DF \$6

26", Dip, 5", Dor, EM, Frag, Ext

A most pretty purple with green throat.






SILOAM TINY TOY (HENRY P, 1984)

DF \$4

16", Dip, 2.75", Dor, M

Petite yellow, rose eye and edge.



SILOAM WENDY GLAWSON (HENRY P, 1986)

DF \$6

16", Dip, 2.88", Dor, M, Ext

Darling tiny round flower with deep red eyezone.



SINGING IN THE WIND (LORRAIN/LYCETT, 2006)

DF \$8

31", Tet, 6", Dor, VL, Frag, Re

A very nice very late bloomer with heavy ruffling and great substance. Yellow with pink cream highlights, Pair it with 'September Blaze' for August color as the picture shows. Hardy Canadian breeding. Limited.



SKULLDUGGERY (DYE C, 2004)

DF \$9

30", Tet, 6.50", SEv, EM, Frag, Re

Yellow with maroon edge and eye. Vigorous and increases well.



SOFT SUMMER NIGHT (STAMILE, 1995)

DF \$6

23", Tet, 5", Dor, EM, V Frag, Re

True clear soft pink with deeper pink eyezone.



SOLAR MUSIC (WHATLEY, 1993)

DF \$8

36", Tet, 8", Dor, ML, Ext

A big gorgeous yellow that can't be missed. Great blue-green foliage. Looks wonderful next to blue or purple companions like phlox 'Blue Paradise'.



SONG OF THE EMPIRE (CARPENTER J, 2004)

DF \$14

28", Tet, 5.75", SEv, M, Frag, Re

Exceptional "sculpted" yellow.



SOUTH SEAS (MOLDOVAN, 1993)

DF \$6

30", Tet, 5.50", Dor, M, Frag, Re, Noc, Ext

I love coral colored daylilies and this classic glows! Outstanding.



SPACECOAST STARBURST (KINNEBREW J, 1998)

DF \$5

25", Tet, 6", Evr, EM, Re

Very fancy with lots of ruffles and substance. Vigorous and a fast increaser. A must have for the daylily enthusiast.



SPACECOAST TECHNICAL KNOCK OUT (KINNEBREW J, 2004)

DF \$7

32", Tet, 4.75", SEv, M, Re

Black-purple eye and edge on a rose-purple bloom. For our zone 5a I recommend spring planting to give it a season to settle in - then it is rock hardy!




SPARTICUS ADORNED (HANSON C, 1999)

DF \$9

36", Tet, 5", SEv, ML, Frag

Fuchsia purple with a lighter watermark & ruffled edge. Always beautiful.



SPIRIT ZONE (CULVER B, 1999)

DF \$7

28", Tet, 4.50", Dor, ML, Frag, Ext

Pale tawny pink with maroon halo. Hardy Canadian breeding.



SPIRITUAL CORRIDOR (HANSON C, 1992)

DF \$5

25", Tet, 6", SEv, EM, Frag

The prettiest lavender pink with lighter watermark and gold edge.



STAR OF THE NORTH (EMMERICH, 2009)

DF \$10

34", Tet, 5.50", Dor, M, Frag, Re

Pale yellow with a maroon eye and edge,



STARMAN'S QUEST (BURKEY, 1989)

DF \$6

40", Dip, 7", Dor, M, UFO

Showy tall purple spider with darker eyezone.



STELLA'S RUFFLED FINGERS (CRICHTON, 1999)

TF \$6

19", Dip, 3.75", SEv, EE, Re, Ext

A great little rebloomer with more personality than its relative 'Stella D'Oro'. Ruffled yellow pink.



STEVE TRIMMER (TRIMMER, 1999)  
28", Tet, 5.25", SEv, EM, Re  
Pale yellow with violet edge and eye.

DF \$9



STOPLIGHT (CHILDERS F, 1953)  
36", Dip, 0", Dor, ML, Re, Sp  
Bright red heritage variety with tall with "old fashioned" good looks. Bareroot.

TF \$4



STRAWBERRY CANDY (STAMILE, 1989)  
26", Tet, 4.25", SEv, EM, Re, Ext  
Super popular variety - strawberry pink with darker pink halo. Award winner.

DF \$5



SUGARPLUM TAFFY (MASON M, 2003)  
33", Tet, 5", Dor, ML  
Lovely peach with plum eye, loads of blooms and stunning in a clump. bareroot.

DF \$5



SUMMER BLUSH (TRIMMER, 1995)  
29", Tet, 4.75", Dor, M, Frag  
A personal favorite in delicate blush pastels.

DF \$6



SUPERMODEL (GOSSARD, 2008)  
43", Tet, 7", Dor, M, Frag  
Tall maroon purple with slate pink watermark above green throat. Limited supply

DF \$14



SWALLOW TAIL KITE (HANSON C, 1998)  
44", Tet, 6.50", SEv, EM, Frag  
Excellent tall purple with lighter watermark. Very hardy but slow to increase which is desirable for the gardener, if not for the seller.

DF \$8



SWEET SENECA HONEY (K. ROOD, 2008)  
12", Dip, 2.25", Dor, EM, Re  
BUTTERSCOTCH W/DARK HALO. Early blooming mini - cute!

DF \$5



TAOS (STAMILE, 1999)  
 24", Tet, 6", Dor, EM, Frag, Re  
 EXTREMELY pretty pink-yellow blend.

DF \$6



TAOS TREASURE (CARPENTER J, 2000)  
 24", Tet, 6", Evr, M, Frag  
 Nice yellow polychrome with green throat

DF \$6



TECHNY PEACE (RECKAMP-KLEHM, 1987)  
 28", Tet, 6", Dor, L, VFrag, Re  
 Pictures can't do justice to this beautiful 'polychrome' late bloomer that seems to glow with both pink and yellow.

DF \$6



TIERRA DEL FUEGO (STAMILE, 2003)  
 30", Tet, 5.25", Evr, EM, Re  
 Bronze-orange with a deep eye & edge. Recommend spring planting for this hardy evergreen.

DF \$9



TONTOS EXPANDING HEADBAND (HANSON C, 2009)  
 46", Tet, 7", SEv, ML  
 Large 7 inch boldly triangular flowers. Soft raspberry rose with a lighter pink pattern watermark. Robust 46 inch scapes and 3 to 4 way branching. Named after a 70's psychedelic band.

DF \$12



TRAHLYTA (CHILDS F, 1982)  
 30", Dip, 6.50", Dor, EM, VFrag, Re  
 A classic purple that changes as the day wears on from light violet to grey violet. Bareroot.

DF \$5



TRULY ANGELIC (RICE J, 1998)  
 26", Tet, 5.50", Dor, M, Re, Ext  
 Ruffled mauve rose with a lavender watermark. Blooms late here in CNY.

DF \$8



TUPAC AMARU (HANSON C, 1995)  
 36", Tet, 6", SEv, M  
 Light edged purple. Very nice.

DF \$6





TURTLE WHISKERS (MICHAELS, LINDA, 2014)

DF \$32

38", Dip, 7", Dor, M

A "spider form" in an appealing color combination of warm pink with a rose eye over a green throat 18-24 buds. Fertile both ways but pollen is much easier. TURTLE WHISKERS increases rapidly but makes narrow fans. NY bred and reblooms here. NEW!



TUSCAWILLA BLACKOUT (HANSEN, 1992)

DF \$5

32", Tet, 5", SEv, ML, Re, Noc, Ext

Deep purple-black, blooms early here and reblooms. Great classic.



TWO SUES (HANSON C, 2005)

DF \$15

31", Tet, 6", SEv, EM

Tawny peach with a gold throat. Lovely and unusual.



VERA BIAGLOW (MOLDOVAN, 1984)

DF \$5

28", Tet, 6", Dor, ML, Ext

A silver edged ruffled glowing rose-pink with yellow-green throat




VESUVIAN BLACKOUT (APPS, 1996)

DF \$6

37", Dip, 4", Dor, EM

My opinion, the best tall near black in the garden. Dramatic



VICTORIAN LACE (STAMILE, 1999)

DF \$8

30", Tet, 6.75", Evr, EM, Frag, Re

Ruffled near white with a green throat. Hardy evergreen that reblooms here.



Vitamin C (Owen, 2011)

DF \$20

44", Tet, 5.75", Dor, EM, Re

Tall golden orange with a deeper ruffled edge and eye. Needs a year or two to establish here - the wait is rewarded with an outstanding show.



WATERMELON TIME (STEVENS-SEAWRIGHT, 1987)

DF \$6

32", Tet, 5.50", Dor, M

Aptly named, great red eye color. Tall and showy.



WE ARE THE CHAMPIONS (GOLDNER-DAVISSON, 2011)

DF \$22

40", Dip, 7.50", Dor, L, Frag

Distinctive late blooming veined purple with an orange eye - a combo I find very appealing. With the purchase of this plant you will receive a bonus companion ruffled orange bloomer (by Judy Davisson - unregistered) which flowers at the same time and perfectly matches the eye of 'WATC' (and is a lovely plant in its own right!).



WEBSTER'S PINK WONDER (WEBSTER-COBB, 2003)

DF \$12

34", Tet, 13", SEv, M, UFO

WEBSTER'S PINK WONDER is an award winning unusual form 13 inch clear pink crispate/cascade with a very large bright chartreuse throat. Tall, 34 inch sturdy scapes with 4 to 5 way branching and 25 buds. A real show stopper in the garden once established. Limited.



WHERE'D Y'ALL GO (DAVISSON J, 2009)

DF \$9

35", Tet, 9", SEv, L, Frag, UFO

Large late blooming unusual form purple with a cream to green throat . Tall and vigorous - a delight in the late summer garden.



WHI TE EYES PINK DRAGON (GOSSARD, 2006)

DF \$25

38", Tet, 8.50", Dor, M, Frag, Re, UFO

Highly sought after award winning unusual form - 8.5 inch pink with a lighter watermark. Tall vigorous and long blooming - in my opinion they don't get much better than this.



WIGGLY PIGGLY (DAVISSON J, 2009)

DF \$20

43", Tet, 8.50", SEv, ML, Frag, Re, UFO

A curling cascading yellow bloom with lots of motion. Tall and looks great from every angle. Great plant !



WILD HORSES (TRIMMER, 1999)

DF \$7

37", Tet, 7", Evr, E, Re

Creamy bloom with a black-purple halo. Always among the first to bloom here. Spring planting recommended here for this classic hardy evergreen.




WILSON SPIDER (OAKES, 1987)

DF \$6

28", Dip, 7.50", Dor, M, Sp

Pink spider form with a white eye and chartreuse throat.



WINEBERRY CANDY (STAMILE, 1990)

DF \$6

22", Tet, 4.75", Dor, EM, Frag, Ext

A great classic eyed wine purple that blooms and reblooms. A true performer.

---



WISPY RAYS (JOINER, 1998)

DF \$8

36", Tet, 7.50", Evr, M, Re

A great garden plant - bright red with an orange eye. Very showy.

---



YOU ANGEL YOU (STAMILE G, 1993)

DF \$6

15", Dip, 2", SEv, M, Db, Re

Cute as can be "popcorn" mini near white with red eye,

---



YOU GLOW GIRL (SELMAN, 2004)

DF \$9

30", Tet, 6", Dor, M, Frag

The hot pink color of YOU GLOW GIRL is unlike anything else in the garden. It has a small dark rose eye and bright gold throat. Heavily ruffled.

---