



MOLECULAR GAS, STELLAR AND DUST CONTENT  
IN TYPICAL  $L^*$  GALAXIES AT  $Z \sim 1.5-3$

MIROSLAVA DESSAUGES-ZAVADSKY

GENEVA OBSERVATORY, SWITZERLAND

DANIEL SCHAERER

MICHEL ZAMOJSKI

FRANCOISE COMBES

EIICHI EGAMI

TIM RAWLE

PANOS SKLIAS

JOHAN RICHARD

FOR THE "HERSCHEL LENSING SURVEY" TEAM

Dessauges-Zavadsky et al.  
A&A submitted, arXiv:1408.0816

## IMMEDIATE OBJECTIVE

Achieve molecular gas and dust measurements in *main-sequence* star-forming galaxies (SFGs) at  $z \sim 1-3$  characterized by

$$\text{SFR} < 40 M_{\odot} \text{ yr}^{-1} \text{ and } M_{\star} < 2.5 \times 10^{10} M_{\odot}$$

→→→ in order to reach the  $L^{\star}$  to sub- $L^{\star}$  domain

Objective only achievable with the help of gravitational lensing, thus current samples of CO-detected galaxies are still biased toward the high-SFR and high- $M_{\star}$  end of  $z \sim 2$  SFGs

## TARGET SELECTION FROM THE *HERSCHEL* LENSING SURVEY

*Herschel*/PACS+SPIRE Open Time Key project (PI: E. Egami) – talk by T. Rawle – observations of 54 massive galaxy clusters to discover lensed, high-redshift background sources

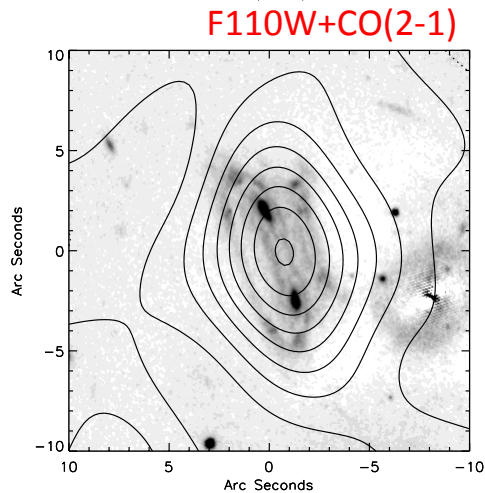
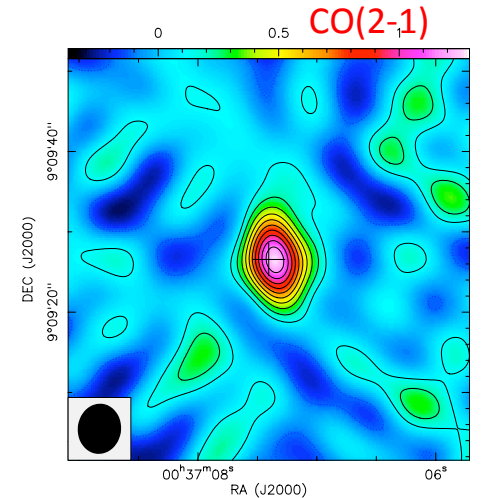
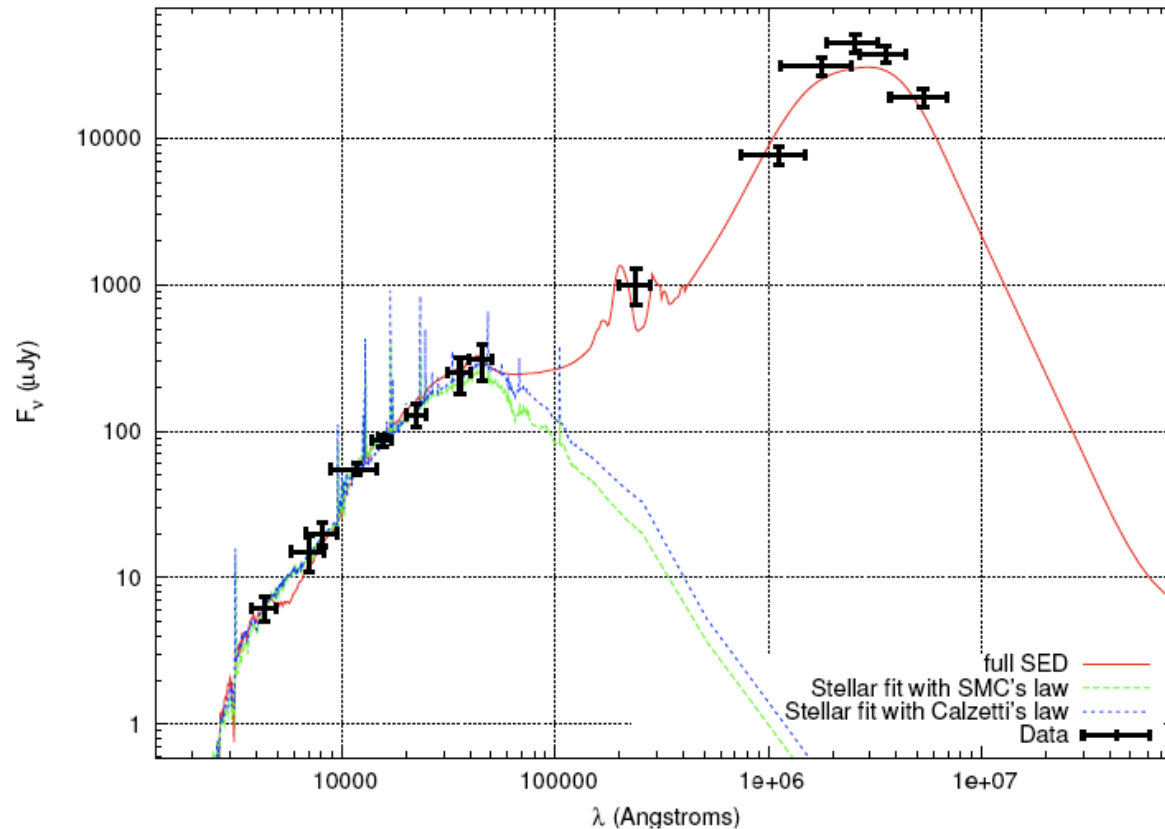
Selection criteria for our CO follow-up studies:

1. high magnification factors (ideally  $>10$ )
2. spectroscopic redshifts  $z \sim 1-3$
3. delensed  $L_{\text{IR}} < 4 \times 10^{11} L_{\odot}$  (as measured from *Herschel* images)
4. complete photometry (from optical, NIR, IR to FIR) obtained with HST, Spitzer, and *Herschel*
5. high-resolution HST images for the morphological information

→ Selection of 5 targets for new IRAM PdBI and 30m observations + MS1512-cB58 and Cosmic Eye

# EXAMPLE OF ONE OF OUR 7 TARGETS: A68-CO AT Z~1.6

- poster by P. Sklias (4.09) -



Observables:  $L_{UV}$ ,  $L_{bol}$

stars

Observable:  $L_{IR}$  dust



Optical/NIR SED fitting with new prescriptions:  
 -  $A_V$  extinction fixed at the observed  $L_{IR}/L_{UV}$   
 - nebular emission taken into account  
 (Schaerer+ 13; Sklias+ 14)

→ SFR,  $M_{\star}$ , age, and star formation history



FIR SED fitting:

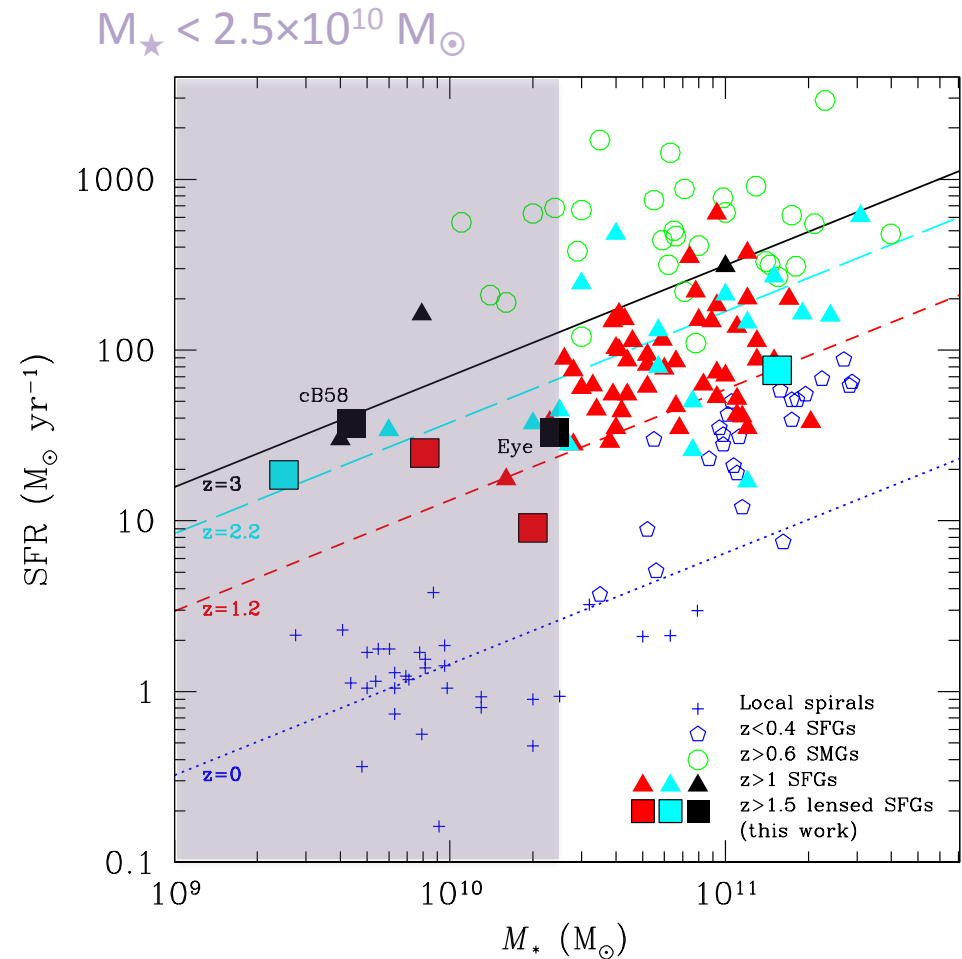
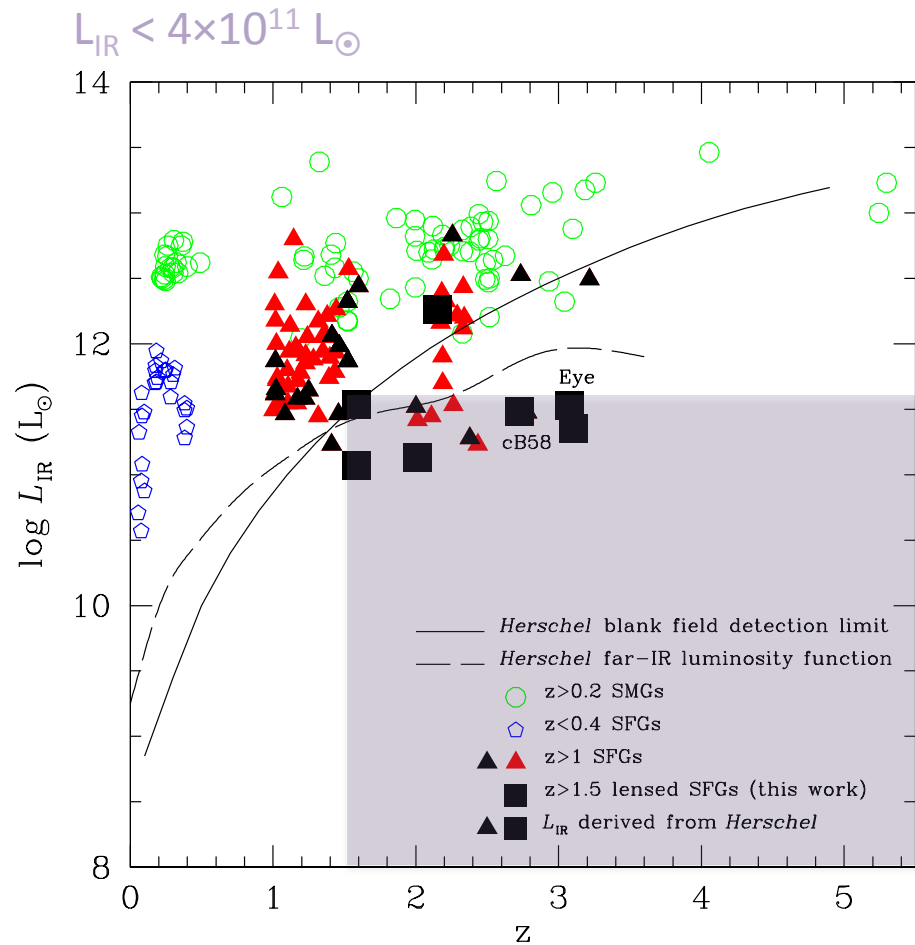
→  $M_{dust}$ ,  $T_{dust}$



Observable:  $L_{CO}$  gas

→  $M_{gas}$   
 (Dessauges-Z.+ 14)

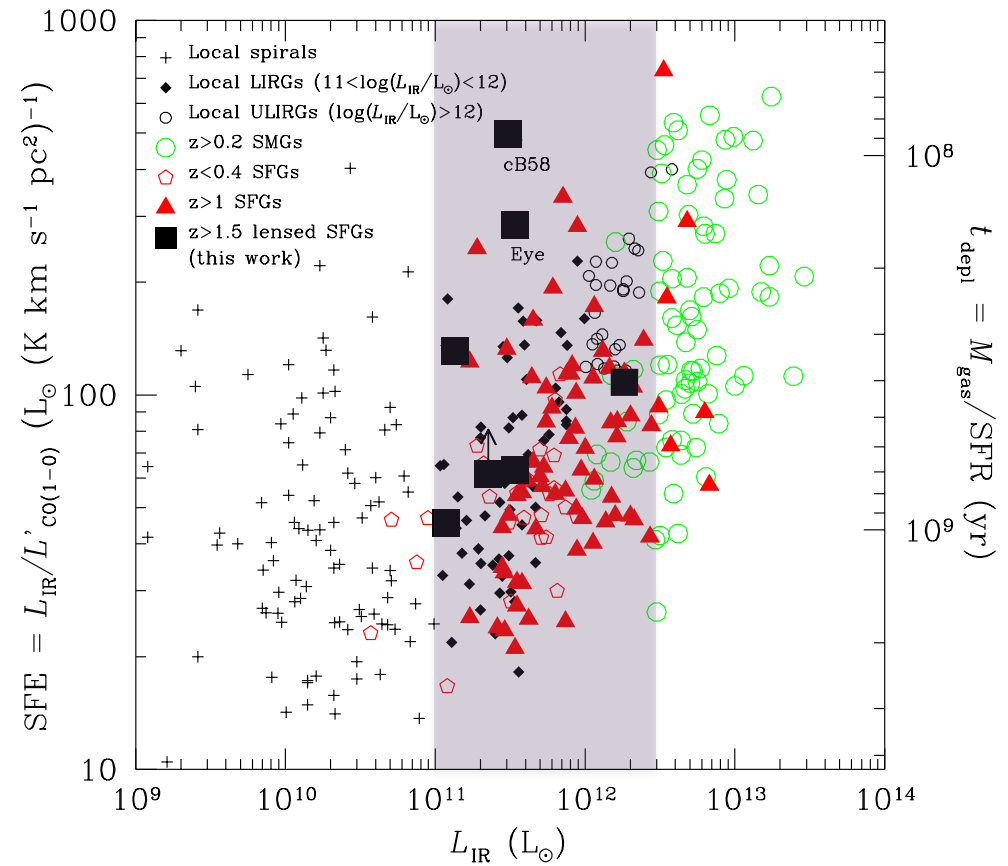
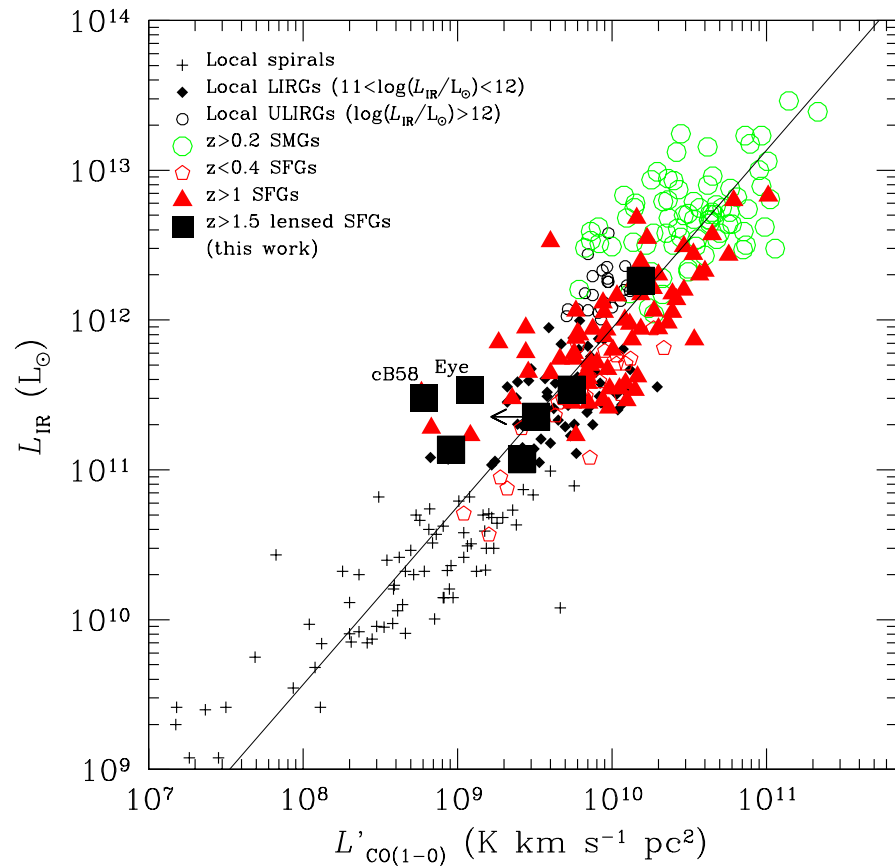
# COMPARISON OF OUR TARGETS WITH CO-DETECTED GALAXIES FROM THE LITERATURE



Our selected SFGs populate the regime with **the lower  $L_{\text{IR}}$**  at  $z > 1.5$  and even fall below the *Herschel* blank field detection limit (Elbaz+ 11)

Our selected SFGs follow the *main-sequence* of  $z = 1.2, 2.2,$  and  $3$  galaxies and probe **one order of magnitude smaller  $M_{\star}$** .

# COMPARISON OF OUR TARGETS WITH CO-DETECTED GALAXIES FROM THE LITERATURE



- Our selected SFGs nicely extend the  $L_{\text{IR}}-L'_{\text{CO}(1-0)}$  distribution of  $z > 1$  SFGs
- Evidence for a **single linear relation** (slope  $\sim 1.2$ )
- The bimodal behaviour between the sequences of 'disks' and 'starbursts' has vanished (Daddi+ 10; Genzel+ 10; Sargent+ 13). **Why so ?**

Another way to represent the  $L_{\text{IR}}-L'_{\text{CO}(1-0)}$  relation is through the star formation efficiency:

$$\text{SFE} = \text{SFR} / M_{\text{gas}} = 1 / t_{\text{depl}}$$

$z > 1$  SFGs show **an enlarged spread and dispersion** similar to that of  $z > 1$  SMGs (SFE not confined to local spirals any more)

## WHAT DRIVES THE LARGE SFE SPREAD OF $Z>1$ SFGS ?

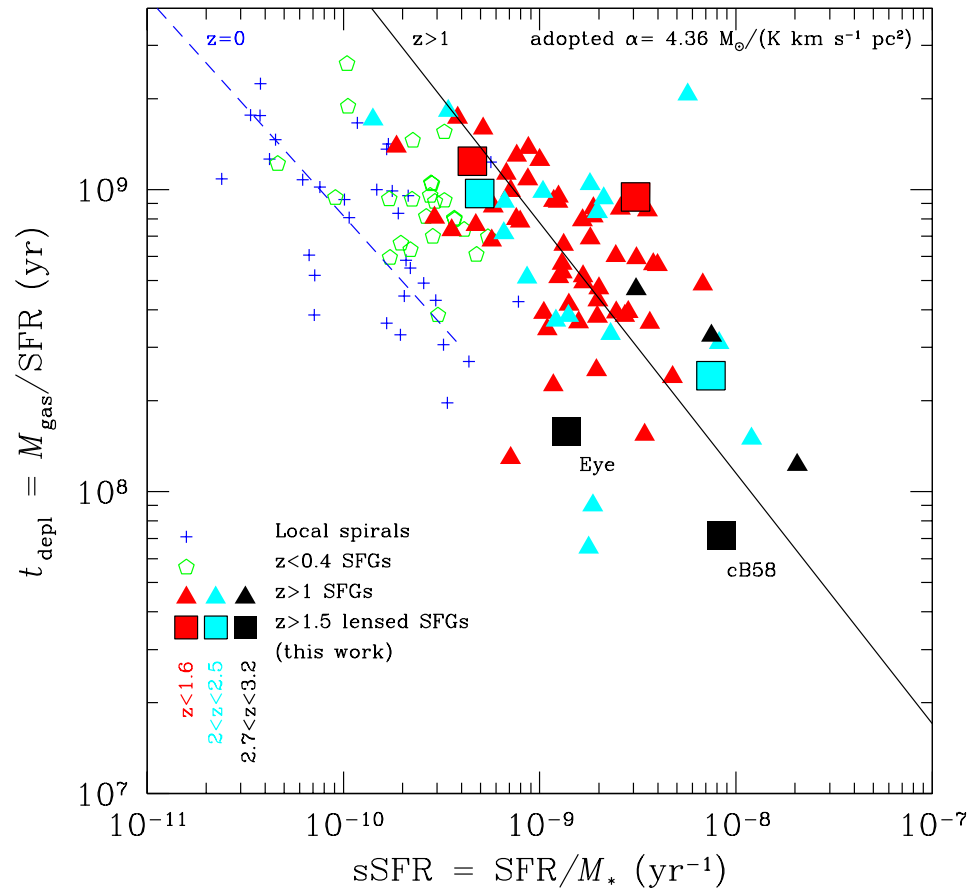
We investigate the dependence of SFE or  $t_{\text{depl}}$  on several physical parameters:

1. the specific star formation rate (sSFR)
2. the stellar mass
3. the redshift
4. the offset from the main-sequence
5. the compactness of the starburst

→ SFE spread of  $z>1$  SFGs triggered by the combination of sSFR,  $M_{\star}$ , and  $z$

# WHAT DRIVES THE LARGE SFE SPREAD OF Z>1 SFGS ?

## 1. THE SPECIFIC STAR FORMATION RATE



### Local galaxies

Strongest dependence of  $t_{\text{depl}}$  on the sSFR  
(COLD GASS survey by Saintonge+ 11)

### $z > 1$ SFGs

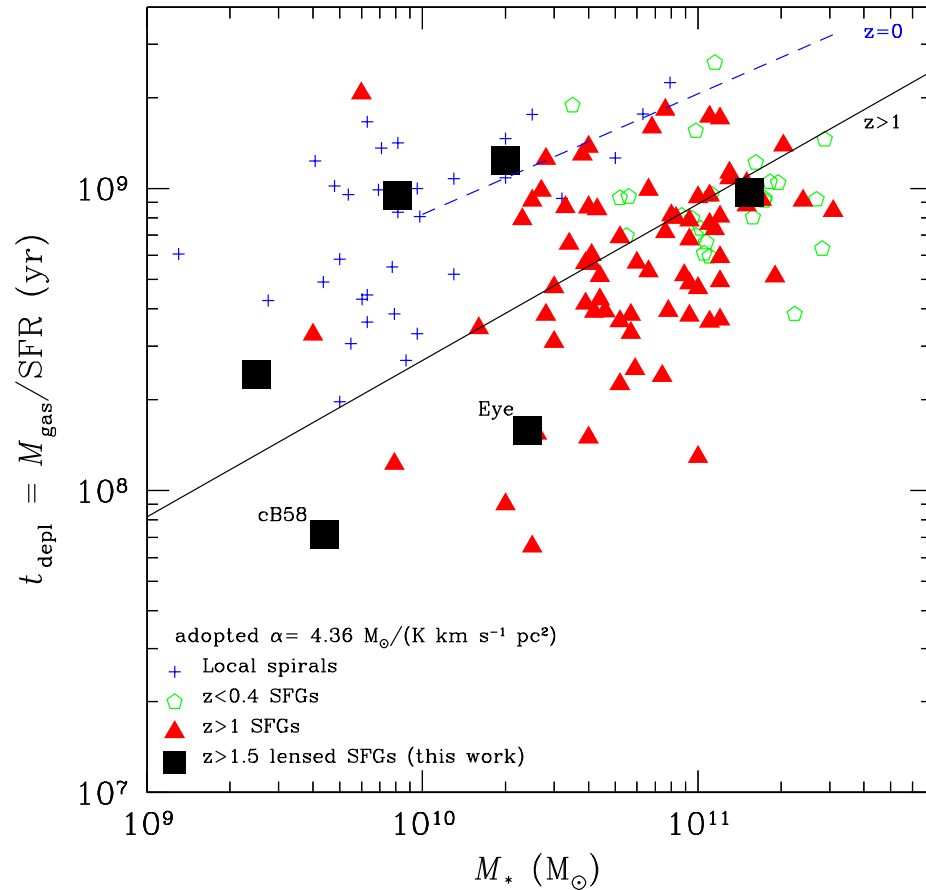
Good  $t_{\text{depl}}$ -sSFR anti-correlation with a shift toward longer  $t_{\text{depl}}$  by 0.75 dex at the same sSFR (see also Saintonge+ 11; Combes+ 13)

→ due to larger molecular gas fractions at  $z > 1$  that afford longer molecular gas depletion times at a given value of sSFR

→ the sSFR of local galaxies are sealed on low values because of the accumulation of more and more old stars in their bulge at  $z=0$ , which increases the shift between local and  $z > 1$  galaxies

# WHAT DRIVES THE LARGE SFE SPREAD OF Z>1 SFGS ?

## 2. THE STELLAR MASS



### Local galaxies

$t_{\text{depl}}$  increases by a factor of 6 over  
 $10^{10} < M_{\star} / M_{\odot} < 10^{11.5}$   
(COLD GASS survey by Saintonge+ 11)  
Recently confirmed down to  $M_{\star} \sim 10^9 M_{\odot}$   
(ALLSMOG survey by Bothwell+ 14)

### z>1 SFGs

$t_{\text{depl}}$  increase by a factor of 10 over  
 $10^{9.4} < M_{\star} / M_{\odot} < 10^{11.5}$   
→ the few data points at the low- $M_{\star}$  end seem  
to trigger the  $t_{\text{depl}} - M_{\star}$  correlation

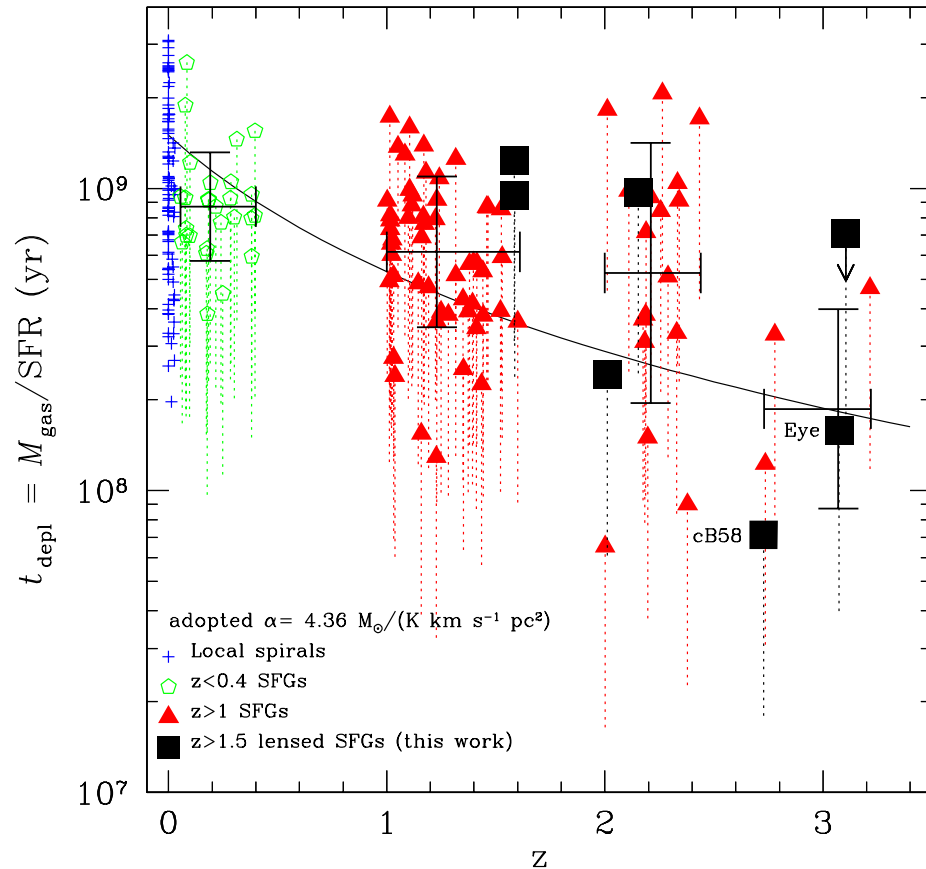
**If true, this has several important implications:**

1. questions the constant  $t_{\text{depl}}$  of 0.7 Gyr found by Tacconi+ 13
2. contradicts the "bathtub" model that assumes a constant  $t_{\text{depl}}$
3. refutes the linearity of the Kennicutt-Schmidt relation ( $\Sigma_{\text{SFR}} \propto \Sigma_{\text{H2 gas}}^N$  with  $N \neq 1$ )



# WHAT DRIVES THE LARGE SFE SPREAD OF Z>1 SFGS ?

## 3. THE REDSHIFT



The cosmic evolution of  $t_{\text{depl}}$  is expected:

$$\text{SFR} \propto M_{\text{gas}} / t_{\text{dyn}} \Rightarrow t_{\text{depl}} \propto t_{\text{dyn}}$$

which in a canonical disk model scales as  $(1+z)^{-1.5}$   
(Hopkins & Beacom 06; Davé+ 11,12; Bouché+ 10)

$z > 1$  SFGs

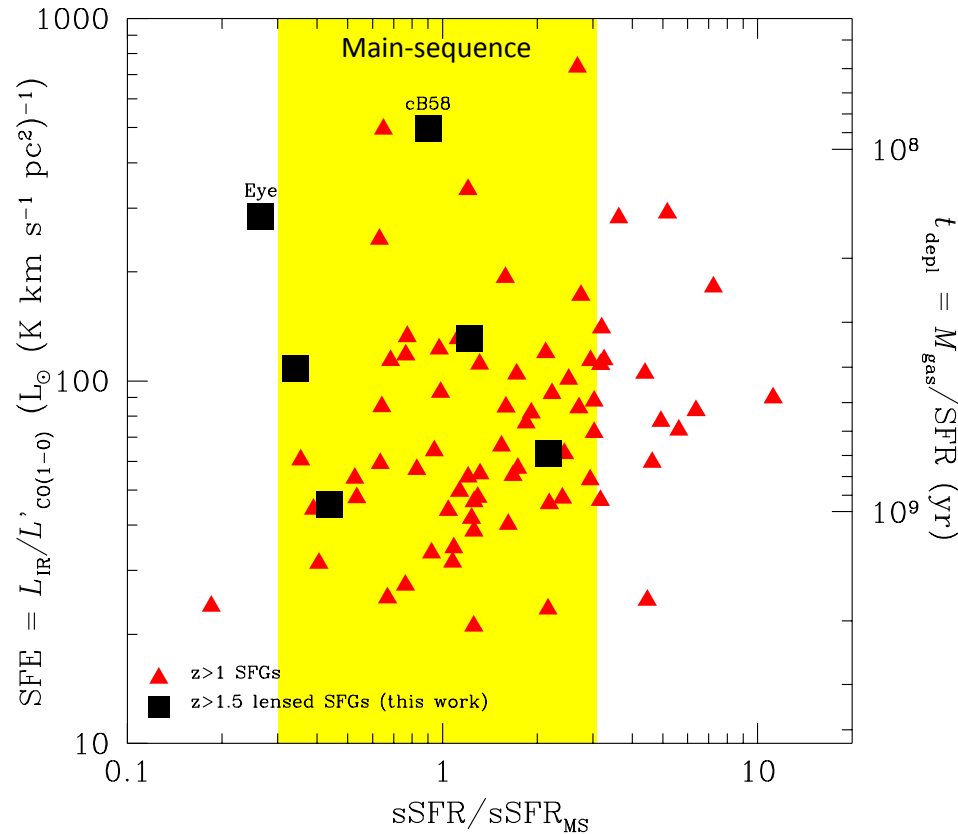
Observationally, the  $t_{\text{depl}}$  decrease with redshift is confirmed, such as  $(1+z)^{-1.5}$   
(also Combes+ 13; Tacconi+ 13; Saintonge+ 13; Santini+ 14)  
- talk by P. Santini -

→  $z > 1$  SFGs form stars with a higher SFE, and consume molecular gas over a shorter timescale, than local galaxies

→ large dispersion per  $z$  bin, due to the  $t_{\text{depl}}$ -sSFR and  $t_{\text{depl}}$ - $M_{\star}$  relations: galaxies with the higher sSFR and smaller  $M_{\star}$  have the shorter  $t_{\text{depl}}$

# WHAT DRIVES THE LARGE SFE SPREAD OF Z>1 SFGS ?

## 4. THE OFFSET FROM THE MAIN-SEQUENCE



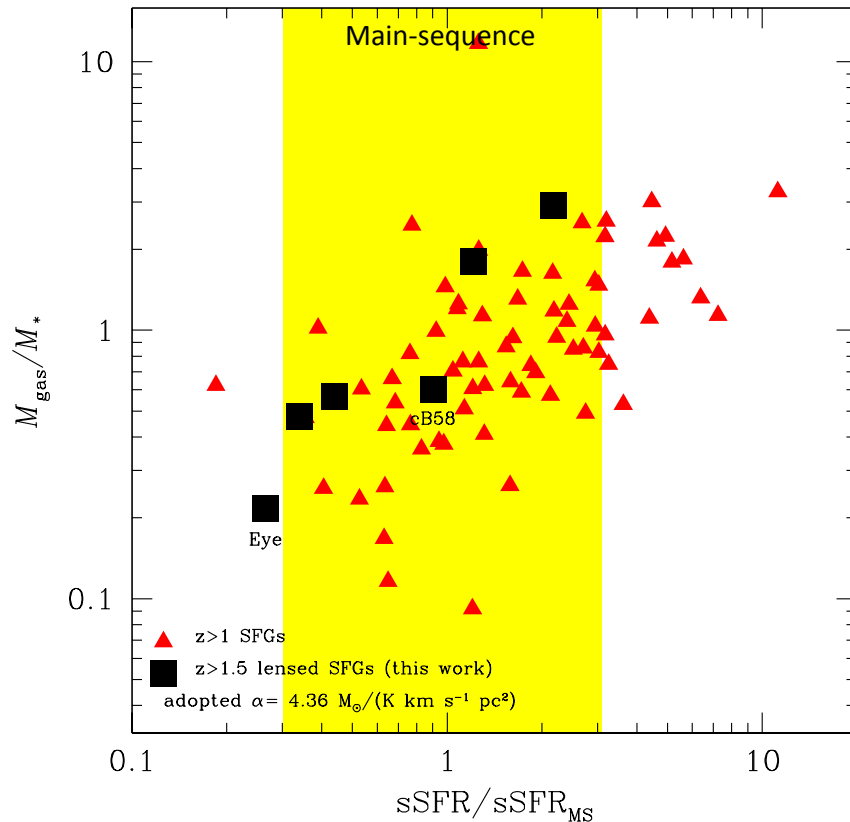
Positive empirical correlation between SFE and the offset from the *main-sequence* (MS) found by Magdis+ 12, Saintonge+ 12, and Sargent+ 13

### $z > 1$ SFGs

- The general trend of higher SFE for galaxies with larger offsets from the MS is confirmed
- *But* MS galaxies ( $0.3 < sSFR/sSFR_{MS} < 3$ ) within the yellow area have roughly *constant* SFE with a large spread over 1.5 orders of magnitude
- The offset from the MS does not drive the large SFE spread of  $z > 1$  SFGs

# WHAT DRIVES THE LARGE SFE SPREAD OF Z>1 SFGS ?

## 4. THE OFFSET FROM THE MAIN-SEQUENCE



Positive empirical correlation between SFE and the offset from the *main-sequence* (MS) found by Magdis+ 12, Saintonge+ 12, and Sargent+ 13

### $z > 1$ SFGs

- The general trend of higher SFE for galaxies with larger offsets from the MS is confirmed
  - *But* MS galaxies ( $0.3 < s\text{SFR}/s\text{SFR}_{\text{MS}} < 3$ ) within the yellow area have roughly *constant* SFE with a large spread over 1.5 orders of magnitude
- The offset from the MS does not drive the large SFE spread of  $z > 1$  SFGs

What then drives the thickness of the MS ?  
Essentially the molecular gas fraction !

# MOLECULAR GAS FRACTION

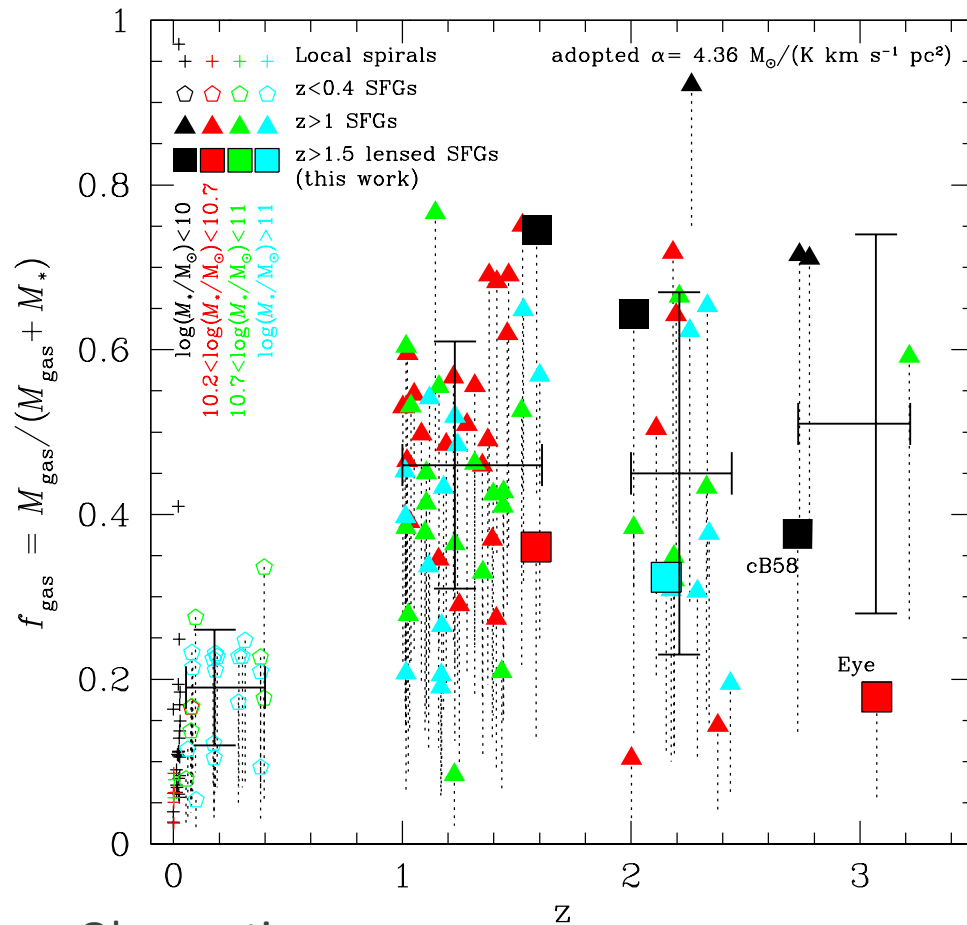
Various physical processes at play in the evolution of galaxies (accretion, star formation, and feedback) have direct impact on the molecular gas fraction

→  $f_{\text{gas}}$  provides important tests of galaxy evolution models



We consider two main observables: redshift and  $M_{\star}$

# REDSHIFT EVOLUTION OF THE MOLECULAR GAS FRACTION



The cosmic evolution of  $f_{\text{gas}}$  is a direct output of the expansion of the Universe (Mo+ 98; Obreschkow & Rawlings 09; Lagos+ 11,14; Stewart+ 13)

The molecular gas fraction can be expressed as:

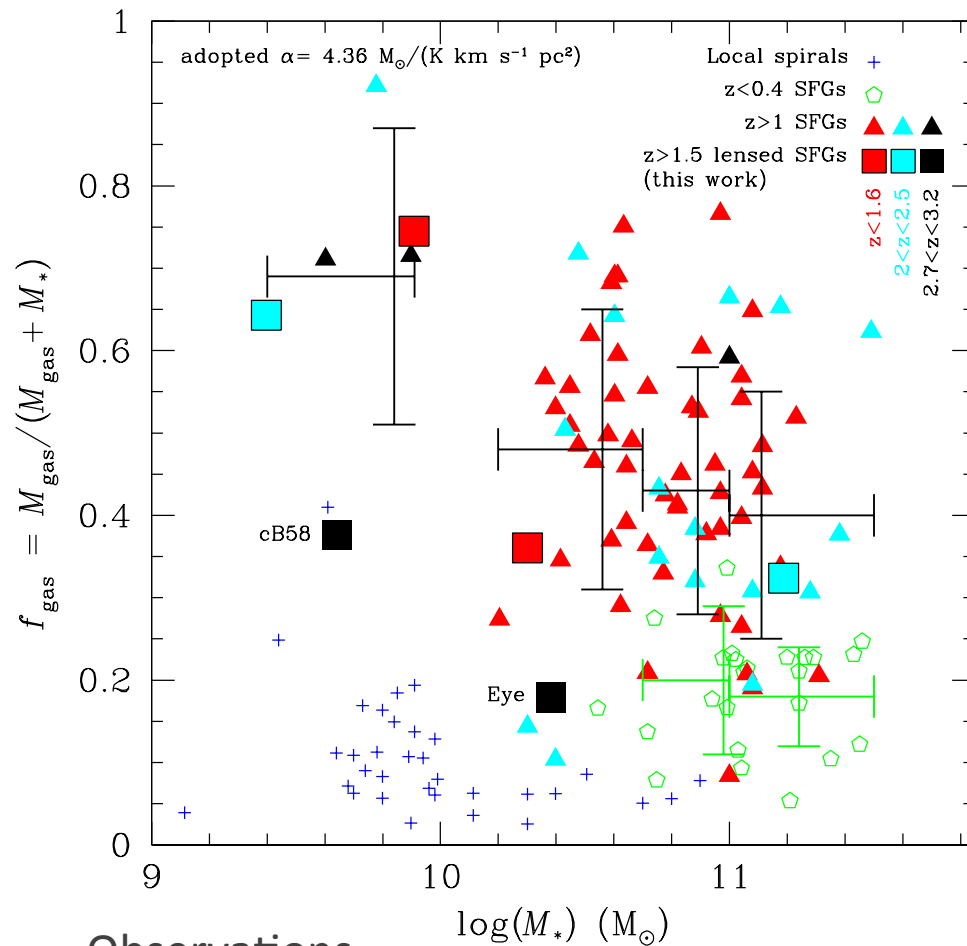
$$f_{\text{gas}} = \frac{1}{1 + (t_{\text{depl}} \text{sSFR})^{-1}}$$

with  $t_{\text{depl}} \propto (1+z)^{-1.5}$   
 and  $\text{sSFR} \propto (1+z)^\alpha$  with  $\alpha = 5/3$  to 3  
 → steady increase of  $f_{\text{gas}}$  with redshift (Bouché+ 10; Davé+12; Lilly+ 13)

## Observations

- net rise of  $f_{\text{gas}}$  from  $\langle z = 0.2 \rangle$  to  $\langle z = 1.2 \rangle$ , followed by a mild increase toward higher redshifts (see also Saintonge+ 13)
- large  $f_{\text{gas}}$  dispersion per redshift bin as expected, due to mainly the strong dependence of  $f_{\text{gas}}$  on  $M_\star$ , such that galaxies with the smaller  $M_\star$  have the larger  $f_{\text{gas}}$

# STELLAR MASS DEPENDENCE OF THE MOLECULAR GAS FRACTION



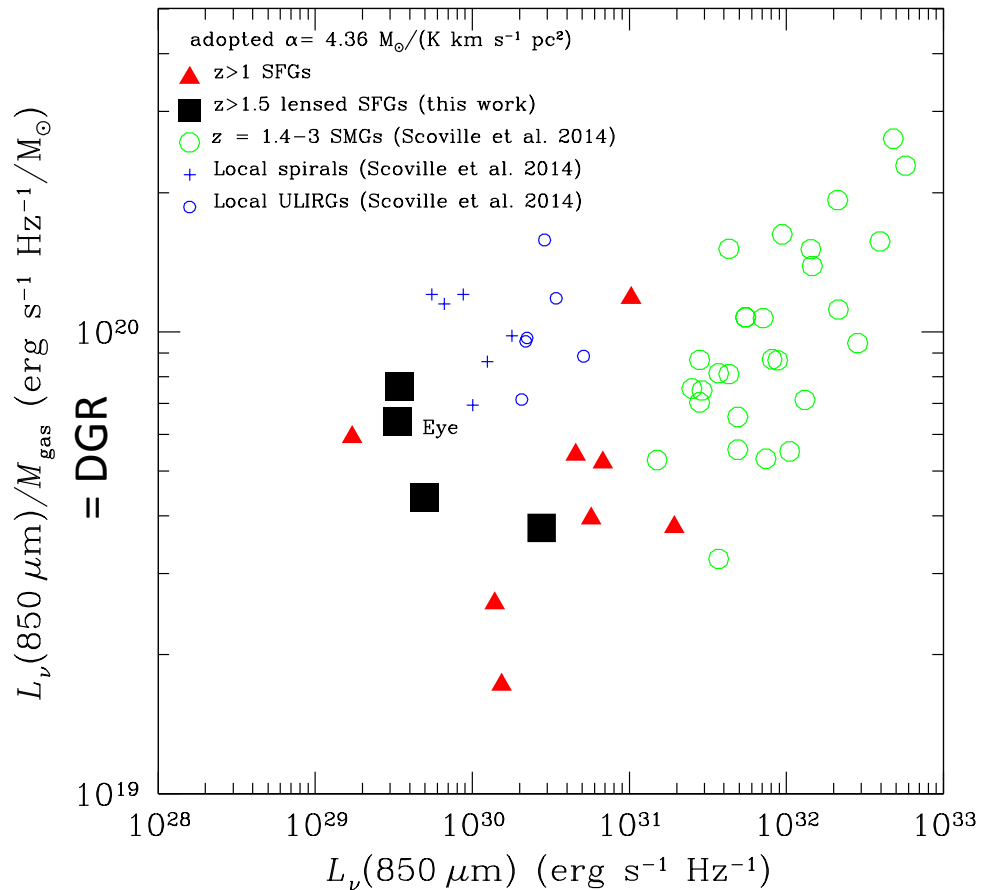
## Observations

- first insights on  $f_{\text{gas}}$  of  $z > 1$  SFGs at the low- $M_{\star}$  end between  $10^{9.4} < M_{\star}/M_{\odot} < 10^{10}$ , **showing an upturn** with  $\langle f_{\text{gas}} \rangle = 0.69 \pm 0.18$
- mild decrease of  $f_{\text{gas}}$  with  $M_{\star}$  for  $M_{\star}/M_{\odot} > 10^{10.4}$
- large dispersion within  $M_{\star}$  bins due to the redshift evolution of  $f_{\text{gas}}$
- a redshift evolution effect well highlighted by  $z < 0.4$  SFGs

Models predict a drop in  $f_{\text{gas}}$  with increasing  $M_{\star}$  and an upturn of  $f_{\text{gas}}$  at the low- $M_{\star}$  end (Bouché+ 10; Davé+ 11; Lagos+ 12)

The redshift increase of  $f_{\text{gas}}$  combined with the fact that it is even more substantial for low- $M_{\star}$  galaxies than for high- $M_{\star}$  galaxies is a direct output of **downsizing** (Bouché+ 10; Santini+ 14) : massive galaxies consume their molecular gas more quickly because they form more rapidly  
- talk by P. Santini -

# IS THE DUST-TO-GAS RATIO (DGR) UNIVERSAL ?



DGR measurements from far-IR/sub-mm SED and CO luminosity are very uncertain, because of a number of assumptions:

1. dust mass estimates from SEDs tributary to the dust model, dust emissivity index, dust mass absorption cross section
2. CO-H<sub>2</sub> conversion factor
3.  $M_{\text{gas}} \approx M_{\text{H}_2} \gg M_{\text{HI}}$

Scoville+14 considered the rest-frame 850  $\mu\text{m}$  continuum as the dust mass tracer and derived in a homogeneous way (same CO-H<sub>2</sub> conversion factor and  $\beta$ -slope = 1.8) the DGRs in local galaxies and  $z > 1.4$  SMGs

- talk by N. Scoville -

## Observations

- $z > 1$  SFGs with near-solar metallicities ( $Z/Z_{\odot} > 0.8$ ) added (our sample; Magdis+ 12; Saintonge+ 13)
- same  $L_{\nu}(850 \mu\text{m})/M_{\text{gas}}$  means for local galaxies and high-redshift SMGs
- trend for a lower  $L_{\nu}(850 \mu\text{m})/M_{\text{gas}}$  mean in  $z > 1$  SFGs by about 0.33 dex at fixed metallicity

→ *universal* DGR questionable → direct CO measurements remain highly recommended

- talk by S. Madden -

# CONCLUSIONS

New measures of the molecular gas, stellar, and dust content in typical  $L^\star$  and sub- $L^\star$ , strongly-lensed galaxies at  $z \sim 1.5-3$ :

- selected from the *Herschel* Lensing Survey with  $L_{\text{IR}} < 4 \times 10^{11} L_\odot$
- sampling  $\text{SFR} < 40 M_\odot \text{ yr}^{-1}$  and  $M_\star < 2.5 \times 10^{10} M_\odot$
- put face-to-face with a comparison sample of CO-detected galaxies from the literature

1. SFGs at  $z > 1$  show an increased spread in SFE:

SFE not confined to local spiral values any more, they overlap the distribution of  $z > 1$  SMGs

→ What drives this large SFE spread ?

$t_{\text{depl}} - \text{sSFR}$  anti-correlation,  $t_{\text{depl}} - M_\star$  correlation, and  $t_{\text{depl}} \propto (1+z)^{-1.5}$  evolution

2. The correlation of  $t_{\text{depl}}$  with  $M_\star$  implies:

– constant  $t_{\text{depl}}$  assumed in the “bathtub” model not valid

– a non-linear Kennicutt-Schmidt relation ( $\Sigma_{\text{SFR}} \propto \Sigma_{\text{gas}}^N$  with  $N \neq 1$ )

3. The molecular gas fraction provides tests of galaxy evolution models:

– net rise of  $f_{\text{gas}}$  from  $z \sim 0$  to  $z \sim 1$ , followed by a very mild increase with  $z$

– large  $f_{\text{gas}}$  dispersion per redshift bin: galaxies with the smaller  $M_\star$  have the larger  $f_{\text{gas}}$

–  $f_{\text{gas}}$  upturn at the low- $M_\star$  end

– mild decrease of  $f_{\text{gas}}$  with  $M_\star$  for  $M_\star / M_\odot > 10^{10.4}$

→ betraying the *downsizing* effect

4. Evidence for a non-universal dust-to-gas ratio at fixed near-solar metallicity among high- $z$  SFGs and SMGs, local spirals and ULIRGs



## WHY CARING ABOUT MOLECULAR GAS, STARS, AND DUST ?

These are the main constituents of galaxies, which are interconnected. The molecular gas is the reservoir for star formation and stars feed the dust formation.

## WHY STAR-FORMING GALAXIES AT $Z \sim 1.5-3$ ?

Normal star-forming galaxies (SFGs) or *main-sequence* galaxies represent the bulk of galaxies near the peak of the cosmic galaxy formation activity at  $z \sim 2$ .

## WHY $L^*$ AND EVEN SUB- $L^*$ ?

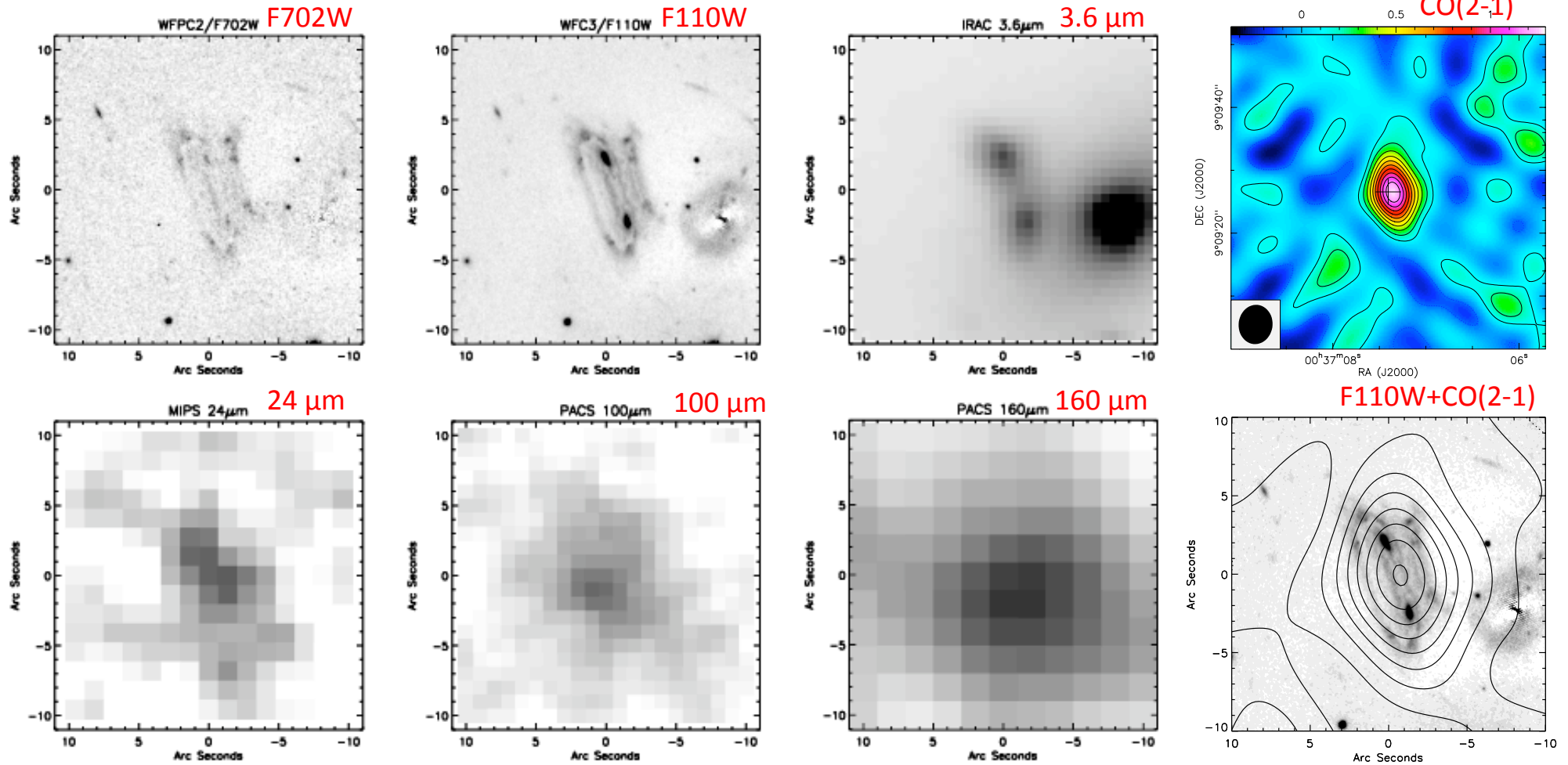
Despite large efforts dedicated to get the census of the molecular gas and dust content of SFGs, one is still biased toward the high-SFR and high- $M_{\star}$  end of SFGs at  $z \sim 2$ . Molecular gas and dust measures in the faint, more numerous  $L^*$  and sub- $L^*$  galaxies were not achieved (individually) yet.

(Daddi+ 10; Genzel+ 10; Tacconi+ 10,13; Magdis+ 12; Magnelli+ 12)

## WHY STRONGLY-LENSED GALAXIES ?

Only with the gravitational lensing, we may detect CO and dust in  $L^*$  and sub- $L^*$  galaxies.

# EXAMPLE OF ONE OF OUR 7 TARGETS: A68-CO AT Z~1.6



Complete photometry (optical, NIR, IR, FIR) obtained with HST, Spitzer, and Herschel

CO(2-1) emission from PdBI