

School Malaise Trap Program

Species Image Library

The images of the species collected in your Malaise trap are shown below. A single representative for each species was selected to be photographed; in some cases, only a damaged specimen was available.

Re-render images : per page

300 Images Per Page - Pages : 1



BIOUG05642-E10 [Lateral]
Aphidius rhopalosiphii



BIOUG05537-E12 [Lateral]
Cynipidae




BIOUG05507-D08 [Lateral]
Lasius neoniger



BIOUG05502-A07 [Lateral]
Prenolepis imparis



BIOUG05539-E11 [Lateral]
Ichneumonidae



BIOUG05505-B08 [Lateral]
Tersilochinae



BIOUG05512-A02 [Dorsal]
Anthicidae



BIOUG05529-G04 [Dorsal]
Anthicidae



BIOUG05592-A03 [Dorsal]
Mulsantina picta



BIOUG05539-D01 [Lateral]
Corylophidae



BIOUG05525-E08 [Dorsal]
Orchestes alni



BIOUG05509-G12 [Dorsal]
Tachyporus nitidulus



BIOUG05536-G07 [Lateral]
Phytoliriomyza arctica



BIOUG05523-E08 [Lateral]
Anthomyiidae



BIOUG05501-A01 [Lateral]
Delia antiqua



BIOUG05502-H06 [Lateral]
Hylemya



BIOUG05501-A02 [Lateral]
Hylemya



BIOUG05513-D11 [Lateral]
Pollenia labialis



BIOUG05501-D07 [Lateral]
Pollenia pediculata



BIOUG05503-B09 [Lateral]
Cecidomyiidae



BIOUG05505-G10 [Lateral]
Cecidomyiidae



BIOUG05503-B03 [Lateral]
Cecidomyiidae



BIOUG05514-E03 [Lateral]
Chironomidae



BIOUG05505-F01 [Lateral]
Chironomidae



BIOUG05516-F06 [Lateral]
Chironomidae



BIOUG05514-B07 [Lateral]
Chironomidae



BIOUG05508-C09 [Lateral]
Chironomidae



BIOUG05510-G12 [Lateral]
Chironomidae



BIOUG05503-B06 [Lateral]
Chironomidae



BIOUG05503-B05 [Lateral]
Chironomidae



BIOUG05538-A03 [Lateral]
Chironomidae



BIOUG05514-B02 [Lateral]
Chironomidae



BIOUG05538-C05 [Lateral]
Chironomidae



BIOUG05504-B10 [Lateral]
Chironomidae



BIOUG05537-C11 [Lateral]
Chironomus atrella



BIOUG05502-A10 [Lateral]
Chironomus cf. decorus



BIOUG05515-A04 [Lateral]
Chironomus melanescens



BIOUG05512-E08 [Lateral]
Cricotopus tremulus



BIOUG05514-A08 [Lateral]
Cricotopus triannulatus



BIOUG05538-H11 [Lateral]
Orthocladus



BIOUG05539-A04 [Lateral]
Orthocladus



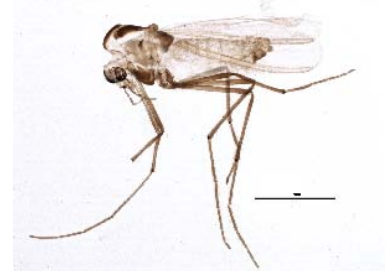
BIOUG05538-E07 [Lateral]
Orthocladus carlatus



BIOUG05503-D04 [Lateral]
Orthocladus dorensis



BIOUG05514-D06 [Lateral]
Paraphaenocladus impensus



BIOUG05522-C06 [Lateral]
Paratanytarsus laccophilus



BIOUG05538-D12 [Lateral]
Rheocricotopus robacki




BIOUG05503-C01 [Lateral]
Smittia



BIOUG05503-E10 [Lateral]
Smittia



BIOUG05502-G10 [Lateral]
Thienemanniella xena



BIOUG05528-E10 [Lateral]
Tvetenia paucunca



BIOUG05503-C11 [Lateral]
Empididae



BIOUG05538-G12 [Lateral]
Philygria obtecta



BIOUG05501-G01 [Lateral]
Heleomyzidae



BIOUG05502-D11 [Lateral]
Symplecta



BIOUG05510-H10 [Lateral]
Lonchaea



BIOUG05501-D10 [Lateral]
Helina rufitibia



BIOUG05538-F10 [Lateral]
Mycetophilidae




BIOUG05531-A05 [Lateral]
Phoridae



BIOUG05521-A04 [Lateral]
Phoridae



BIOUG05522-A07 [Lateral]
Megaselia



BIOUG05522-F09 [Lateral]
Psychodidae



BIOUG05538-D02 [Lateral]
Psychodidae



BIOUG05508-B03 [Lateral]
Psychodidae



BIOUG05501-A03 [Lateral]
Scathophaga furcata



BIOUG05503-C12 [Lateral]
Sciaridae



BIOUG05508-B05 [Lateral]
Sciaridae



BIOUG05538-A12 [Lateral]
Sciaridae



BIOUG05536-F10 [Lateral]
Sciaridae



BIOUG05532-F06 [Lateral]
Sciaridae



BIOUG05538-G08 [Lateral]
Sciariidae



BIOUG05519-D06 [Lateral]
Sciariidae



BIOUG05503-F04 [Lateral]
Lycoriella castanescens



BIOUG05537-D08 [Lateral]
Atrichomelina pubera



BIOUG05536-G03 [Lateral]
Simulium vittatum



BIOUG05538-E08 [Dorsal]
Lotophila atra



BIOUG05501-D08 [Lateral]
Eupeodes americanus



BIOUG05513-A05 [Dorsal]
Mythimna unipuncta



BIOUG05534-H05 [Lateral]
Deidamia inscriptum




BIOUG05579-F01 [Dorsal]
Pseudexentera spoliata



BIOUG05539-G09 [Dorsal]
Emblyna sp. 1GAB



BIOUG05510-C01 [Dorsal]
Piratulla minuta



BIOUG05537-E11 [Lateral]
Tetragnatha laboriosa



BIOUG05512-B12 [Dorsal]
Tetragnatha versicolor



BIOUG05505-B11 [Dorsal]
Taeniothrips inconsequens



BIOUG05539-F04 [Dorsal]

Idiocerus



BIOUG05539-F03 [Dorsal]

Idiocerus