

NORTHWEST ROSARIAN

"Jo's Garden"
Photo by Jolene Angelos

2016 PNW District Photo Contest

District Doings

Gretchen Humphrey, PNW District Director

You can email me at: ghumphrey25@yahoo.com
or call me at 503-539-6853



As I write this, it's another snow day, with left over freezing rain and cold temperatures in the Willamette Valley. Our friends in Montana and Central/Eastern Washington are scoffing at our lamentations, but we are not used to these prolonged freezing conditions. That being said, one could hope for less disease this coming year, due to the cold. However, this apparently isn't the case, according to Rich Baer. Cutting off the diseased canes is always beneficial, but those pesky spores will still be pervasive in our climate.



'Savoy Hotel'

Photo by Gretchen Humphrey
PNW District Photo Contest,
2016

This new gardening season always brings me hope and excitement at the possibility of new roses, meeting new friends in the rose world, and hopefully a beautiful garden. You might remember that we redid our large back area last year, so we are anticipating some beauties this summer, if the freezing weather doesn't damage too many.

Soon, the PNW Board will meet to plan the summer workshop and the Fall Conference. I would love to have your input for both events. What do you want to learn about? Recent summer workshops have focused on propagation, mini roses, photography, floribundas, and climbing roses. It's always a fun and interesting day, so let me hear from you!

The October Fall Conference was wonderful! We were fortunate to welcome our national president, Pat Shanley. Our keynote speaker, Stephen Scanniello, gave such a fun, interesting presentation. His box of books sold out in about five minutes! He was such a delightful and engaging speaker. Sandra Laubenthal's talk on her family business at Peterkort Roses was fascinating. Talk about changing the family business to keep up with modern times! We learned the history of Peterkort and Teufel

(Continued on page 2)

In This Issue

Message From the Director	1-2
District Horticulture Judging News	3-4
District CR Report	5-6
Did You Know?	6
Rose Science: Cellular Water	7-8
Rose Arrangement News	9-10
2017 Rose Shows and Other Events	10

Ten Principles of Pruning	11-12
Miniature Hall of Fame	13-14
PNW District Rose Show	14
Peterkort Roses etc.	15-16
2016 Photo Contest Winners	17-18
ARS Miniature Conference	18
Hard Copy Subscription Due	18
ARS Trial Memberships/Benefits	19-20
Editor's Notes	20

Update Local Info. To ARS	20
NW District Website And Speakers' Bureau	21
Update Local Info. to the Dist.	21
Donating to ARS	22
Perpetual Bloomers Club	22
District Board Contacts	23
Local Society Contacts	23

(Continued from page 1)

families in the nursery business, both names well known in this area. Dr. Gary Ritchie's lecture on rose nutrition was so interesting. As always, Gary makes the often complicated science of growing roses understandable and relevant. John Moe reminded us the importance of chemical safety while using garden products. Rich Baer's photographs didn't fail to entice us at the silent auctions, and he calmed our fears about Japanese Beetles. Charold Baer sold lots of raffle tickets, and also organized the entire silent auction with Barbara Lind. Margaret Snitzler welcomed everyone at the Reception table, and we saw the lovely winners of the photography contest, thanks to Harlow Young. On Sunday, several candidates took the Consulting Rosarian school, while others attended the Judging Audit.

Congratulations to our award winners, Beage Kiley : Silver Honor Medal, Ray Lynch: Outstanding Judge, and Bruce Lind: Lifetime Achievement.

Next year's Fall Conference will take place October 27-29, 2017. Please plan to be there. This year I'm going to ask two things:

1. Invite a friend! There are so many people who love roses, but who may not be involved in rose shows or know about this event.
2. Bring something for the Silent Auction.

As you know, we keep the registration price extremely low (other districts around the nation charge \$100-200 for theirs), so we rely on the raffles and silent auctions to augment our bottom line. Bringing in keynote speakers from across the country has been exciting, and we cover their expenses. We need everyone to look for rosy items as well as other treats and goodies which would garner some bids. (I might have found a couple of items this past weekend at an estate sale.) Think of a theme and put a basket together. It will be fun, and will also help us continue offering great programs for our members.

Soon it will be time to get out in the garden and prune, whack, weed, and plant. I'm lucky to have received some excellent new gloves and a warm jacket for outside work. I look forward to seeing you at the rose shows and other rosy events this season. Remember to send your ideas and input for the Summer Workshop and Fall Conference, and "Like" us on Facebook (Pacific Northwest District of the American Rose Society). It's going to be a great year!



Beage Kiley receives the Silver Honor Medal from Lynn Schafer, District Prizes and Awards Chair.



ARS President Pat Shanley, along with John Moe, and Elena Williams, District Consulting Rosarian Coordinators, presented the New Master Rosarians, Patrick Adams, Char Mutschler and Kathy Wyckoff, with their pins and certificates. New Master Rosarian, Kathy Pifari, was unable to attend the conference and receive her pin and certificate there.



Bruce Lind receives the Lifetime Achievement Award from Lynn Schafer, District Awards Chair.

PNW Horticulture Judging News

Bruce Lind & Jim Linman, PNW District
Horticulture Judging Co-Chairs, Ken Rowe, Horticulture Judging Program Advisor



Thanks and congratulations to all the exhibitors and judges who travel far from home to share their beautiful roses with all of us and also with those guests who view our rose shows. Likewise, thanks are surely due to all those who work so hard behind the scenes to make the “rose show day” fun for all the participants. We are looking forward to another year of excellent and well-judged rose shows in the PNW District.

Horticulture judging audits were held in support of the PNW District Judging Program in 2016. The main audit was, as usual, held at the PNW District Fall Conference in Vancouver, WA. There was also an audit held in August in Olympia in conjunction with the judging school.

All eight of the candidates passed the horticulture judging school. These individuals will be starting as apprentices in 2017 and all judges are encouraged to assist in training them to become successful judges. Congratulations to all of them. Please invite them to judge in your shows this year. Bruce and Jim have their contact information.

Those that took the school are:	Pat Adams	Julie Goggin
	Eileen Curtiss	Alicja Pradzic
	Linda Edser	Keith Ripley
	Faith Gant	Madeline

West

We hope more people will become interested in joining the ranks of the PNW District judging realms. The requirements for “judging candidates” focus on experience in rose growing, rose knowledge, and successful rose exhibiting over a period of several years. It is also necessary for candidates to be well-versed in the way that rose shows are conducted (it varies). More specifically, three of the key requirements (from Chapter 21 of *Guidelines*) are: (1) – Have exhibited in the horticulture sections of at least five ARS accredited rose shows over a period of at least three years. The applicant should have won at least five horticultural blue ribbons and at least two ARS horticultural certificates or equivalent awards. (2) – Have worked in at least three rose shows, either as a clerk or in some other capacity, such as show chairperson or clerks’ chairperson that would familiarize the applicant with proper show procedures. (3) – Have been a member of the American Rose Society for at least twenty-four months, including the twelve months immediately preceding becoming an apprentice judge.

The ARS publishes a manual on judging horticultural exhibits in rose shows: *Guidelines for Judging Roses*, and a thorough knowledge of this publication is essential if one is to be successful in a judging school. *Guidelines* is frequently updated and it is wise to start with the most recent version if one is going to begin preparing for a judging school. (The ARS makes *Guidelines* available to all members as a free download from the “Members Only” portion of their website). Chapter 21 of *Guidelines* spells out the full list of requirements for apprentice judges. If you have questions about specific details, please just let us (Bruce Lind or Jim Linman) know what they are. Our contact information is always included in the Northwest Rosarian.

The 2017 Pacific Northwest District Rose Show will be hosted by the Tacoma Rose Society. The show will be held on Saturday, June 17, 2017 at the LaQuinta - Tacoma. More information can be obtained from Keith Ripley or Bruce Lind. Everyone is invited to participate, and if you would like to judge please let Bruce know.

Each year we urge everyone (including ourselves) to dust off their copy of *Guidelines* to re-study the contents. This will be best if you have the current edition. The date of your edition should now be 2015. As mentioned above, the ARS makes *Guidelines* available to all members as a free download from the “Members Only” portion of their website. All recent and anticipated changes will be discussed at the audits held in 2017.



‘Fame’

Photo by Sue Tiffany

PNW District Photo Contest, 2016

First Place, Class 1, Amateur Division

(Continued on page 4)

(Continued from page 3)

We had numerous comments on the judging of Challenge Classes at the Fall Conference, as well as many other topics pertaining to the guidelines, so be sure to keep thinking about Challenge Class judging. The “in-a-nutshell” version of the chapter on judging Challenge Classes is as follows:

80% is based on the quality of the individual bloom(s) and 20% on overall appearance of the exhibit. This sounds easy (just a flat 80-20% - no matter the class), however, some serious thought and discussion will be needed to make this work satisfactorily as we seek to recognize the best exhibits.

We will have some judges in our district needing an audit in 2017. We have much appreciated the “**audit early and audit often**” attitude of so many of our PNW judges. It is so much better when there are no crises that need to be handled. We will **send** out notices to those due for an audit in 2017, so you have some time to plan. Of course, we will arrange for the traditional four-hour audit at the PNW District Fall Conference for full audit credit. There will be other regional audits held if needed. If you have a willingness to serve as a host for an additional audit with roses available, please let us know soon, as we need to clear things with the National ARS Horticulture Judging Chair. Those judges due for an audit in 2017 will have until the end of the year to complete that audit.

Just one last reminder to current judges and those who want to become a judge: be sure to maintain your status as a member of the ARS, so keep an eye out for renewal membership notices. If you are not sure of your status, please contact the ARS and ask.

Thanks to all of you who have done such an excellent job in mentoring and judging through the years. A special thanks goes to those that ran the highly successful judging school this past year. It was a great team effort.

They all need to be thanked:	Jack and Beage Kiley	Jim Linman
	Rich and Charold Baer	John Moe
	Mike and Gretchen Humphrey	Mike Peterson
	Bruce and Barbara Lind	

The PNW judges are the best!!

Happy New Year!



Faith Gant took the judging school and wrote this email to Jack Kiley, thanking those who conducted the school. She asked that I publish this email as a public thank you to all you were involved in putting on the school.

On Aug 21, 2016, at 5:50 PM, Faith Gant wrote:

Thank you so much to the PNW Judging school officials for all your help and guidance at the Pacific NW Horticultural Judging School this weekend. You all are fabulous. What an effort and what great teachers and classes. I learned so much! It was a lot of work for you all! And what beautiful roses you displayed for us. While at this moment I can't remember any plant names in my garden, I can readily recite form, color, substance, foliage, balance and size along with their appropriate percentages!!! I'm starting this judging so late in my "rose growing life", that I hope I can give back enough to justify all your efforts. Thanks again.



<p><i>'Fortune'</i></p> <p>Photo by Rich Baer</p> <p>PNW District Photo Conterst, 2016</p> <p>First Place, Class 1, Master Division</p>

District CR Report

John Moe and Elena Williams, PNW District Consulting Rosarian Coordinators



From Elena

The Consulting Rosarians that submitted reports during the Fall Conference have been a busy group during 2016. In addition to taking care of their own gardens, many have been club officers, wrote articles, presented programs at clubs and local nurseries, attended district meetings and completed the ARS Roses in Review. I am proud of all the work that gets done by every CR in the PNW district.

I compiled a list of commonly recommended roses that you can add to your personal list of recommendations or not, if they do not do well in your area. Personally, I always love reading these lists because I like to watch these roses closely to see if they will also be ones to recommend in my area.

2016 Recommendations

In general, several CRs just said Kordes roses.

Hybrid Teas——New Zealand, Elina, Sugar Moon, Francis Meiland, Crescendo, Grande Amore, Hot Princess, Firefighter

Grandiflora——Dick Clark, Queen Elizabeth, South Africa

Floribundas——Julia Child, Livin' Easy, Sunsprite, Hot Cocoa, Easy Going, Doris Day

Shrubs——Graham Thomas, Evelyn, Lyda Rose, Knock Out and other Will Radler roses for general gardeners



'Firefighter'

Photo by Harlow Young

PNW District Photo Contest, 2016



'Julia Child'

Photo by Sean Waller

PNW District Photo Contest,
2016



'Grand Amore'

Photo by Sue Tiffany

PNW District Photo Contest, 2016

From John

It is good that Elena mentioned comments from the annual report. The National CR chair, Don Myers, has just sent us some of his thoughts on the CR program and what we can do to make it work better. He has asked Elena and me to do just what Elena did. "It is important that the district CR chair summarizes the results and provides feedback to the district. For example, we in the Carolina district in 2016 wanted to identify non-spray/low maintenance roses to promote in the district. This information will be collected and reported back to the district." We will continue to do this as we analyze the reports more, which we are still receiving.

Another item that Don had mentioned are the recertification requirements. There needs to be some flexibility, remembering that this is a volunteer effort, and that we do want to keep existing CRs if they have the interest. It is important that at the local rose society level, as well as at the district level, that there be opportunities to gain CR credits every year. We have been able to re-certify most of our CRs through the programs presented at the district conference, but there are always those that are unable to attend. The seminar request form found on the district website <http://www.pnwdistrict.org/annual-reporting-forms.html> is a good way for socie-

(Continued on page 6)

(Continued from page 5)

ties to offer these credits. It is important that those seminars being proposed for credit be clearly related to CR activities. A good list of these can be found on page 2-3 of the CR manual, as well as many of the PowerPoint programs on the district or ARS websites. To use that form, download, fill out and send to either of us for approval. Do NOT send to the ARS. Questions? Contact either of us.

The Fall Conference was very well represented, and because we were able to provide adequate audit credits, including Chemical Safety, 54 of our CRs were re-certified! In addition we were honored to have Pat Shanley, the ARS President, there to assist in the presentation of certificates and pins to four new Master Rosarians – Patrick Adams, Kathy Pifari, Char Mutschler and Kathy Wyckoff.

And lastly, from the CR manual – “Being an active Consulting Rosarian is more than an obligation to share technical knowledge concerning roses; it is a call to service. It involves participation in every aspect of the rose society, to which they belong, be it helping set up a rose show, present educational programs on the various aspects of rose culture, writing articles for news media or publications or serving on any of the society’s committees.” Elena wrote to me recently and said – “It seems this is the time of year to start encouraging groups to nurture qualified members to consider becoming CRs.” CRs – this is one of your missions. Who better to recruit than you!

This is also a good time of the year to help the rose growing public see that their rose plants survive the winter and are ready for the next season. Just remember KISS!

Did You Know?

David Austin has begun grouping his roses in 4 special categories based on their parentage and how they bloom. I think these categories help to explain some particular qualities of each of the rose varieties. I, for instance, have noticed that some varieties, send out long arching branches that are thin. These stems often do not hold up the blooms but allow them to droop over. Other varieties are much more upright, with stronger, straight stems.

1. Old Rose Hybrids—These roses have Gallica and Damask parents. The colors range in pinks, crimsons and purples. They are small and bushy shrubs, repeat flower regularly and have a strong scent. Some roses in this group are: *‘The Poet’s Wife’*, *‘Gertrude Jekyll’*, *‘Darcy Bussell’*, *L.D. Braithwaite’*, *‘Fallstaff’*, *‘Tess of the Dubervilles’*, *‘Mary Rose’*, *‘Princess Alexandra of Kent’*, *‘Mary Rose’*.

2. The Leander Group—These roses have an arching growth, often having *‘Rosa Wichuriana’* in their parentage. These roses have a more modern range of colors with yellow, amber and flame. These are large, robust, glossier shrubs. After spring or early summer flowering, they repeat only occasionally. Some roses in this group are: *‘Pat Austin’*, *‘Benjamin Britten’*, *‘The Prince’*, *‘Christopher Marlowe’*, *‘Ambridge Rose’*, *‘Grace’*, *‘Jubilee Celebration’*, *‘Abraham Darby’*, *‘Geoff Hamilton’*.

3. English Musk Roses—These roses have *‘Iceberg’*, and the Noisettes in their background. They are noted for slender, airy growth and are smaller daintier shrubs with silky flowers in soft pastel shades. Roses in this group are: *‘The Pilgrim’*, *‘Heritage’*, *‘Windermere’*, *‘Crocus Rose’*.

4. The English Alba Hybrids—These roses have the lightness and grace of the wild roses. The bushes are tall with an open growth habit, often with blue leaves like their forebears, the Albas. They are predominately pink. Some roses in this group are: *‘Windflower’*, *‘Ann’*, *‘Scarborough Fair’*, *‘Cordelia’*.



‘Crocus Rose’

Photo by Karine Haman

PNW District Photo Contest, 2016



Water Relations, Part 5 Cellular Water

If you've been following this series of articles on transpiration, you may by now have gotten the impression that all the water contained in plants is transpirational water. Not true. Much of a plant's water content is not directly involved in transpiration at all. I'm talking about the water that is contained inside the living cells – sometimes called “cellular water”.

There are some major differences between transpirational water and cellular water. In the first place, transpirational water is found only in the xylem. Xylem cells are open pipes through which water is more or less free to move about from pipe to pipe. Nearly all of this movement occurs in the upward direction in response to the evaporative pull from the leaves. Although it may contain dissolved nutrients and perhaps some sugars (in sugar maples for example), transpirational water is nearly pure. And because it is almost always under some transpirational pull it is almost always under tension.

In contrast, cellular water resides within the living cells of the plant. These cells are enclosed in a box of fairly rigid cell walls made of cellulose. Separating the cell from the wall is a membrane. This membrane is “semi-permeable”, which is to say that it is permeable to water but not to any dissolved substances contained within the water. Because cell water contains dissolved material and colloids, it is osmotically active – in other words it tends to pull water into the cell from outside. Cell water can be either under pressure (from the pressure of the cell walls) or under tension from the osmotic effect of the dissolved materials it contains.

To understand how this system works in quantitative terms, we need to introduce an expression that represents the degree to which water is under tension or pressure. This expression is “water potential”. Pure water at standard temperature and pressure has a water potential = 0. Water under tension has a negative water potential, while water under pressure has a positive water potential. Water potential is often referred to in the popular literature as “water stress”, or “plant moisture stress” and is often expressed in Atmospheres of pressure or tension. One Atmosphere equals roughly 15 pounds per square inch. (In scientific writing, however, water potential is expressed in MegaPascals (MPa), since an Atmosphere is not a metric unit).

The important point to remember is that water always flows from a region of high water potential to a region of low water potential. Think of it as heat – heat always flows from a region of high temperature to a region of low temperature. Since transpirational water and cellular water are in contact with each other through the cell membranes, water can move from the transpiration stream into the cells, or *vice versa*, depending on the difference in water potential between transpirational water and cell water.

If you sum the water potential of the transpirational water (normally minus) and the cell water (minus or plus) you come up with a value that estimates the average water potential of the plant. This term is called the “plant water potential” and is an often used expression of the plant's water balance.

Okay – let's pull this all together by examining the graph below. Here, water potential is designated by the Greek letter Ψ (Psi). Ψ_w is plant water potential, while Ψ_{soil} is (you guessed it) soil water potential. The graph shows how these values change over several days for a plant growing in a container of soil. The left axis of the graph represents the water potential shown in MegaPascals (1 MPa = roughly 10 Atmospheres, so the range of the left axis is 0 to -20 Atm.). The solid line on the graph shows the soil water potential while the dashed line shows the plant water potential.

The graph illustrates the progressive changes in water potential from a point when the container was fully watered (Day 1) through a 6 day period during which the plant transpired but received no more water. Note, as the soil water is drawn down by the plant, Ψ_{soil} decreases gradually. In contrast, Ψ_w fluctuates daily, first falling, then rising, and then falling again along a diurnal downward trend.



'Jewel Grace'

Photo by Carolyn Finch

PNW District Photo Contest, 2016

First Place, Class 2, Amateur Division

(Continued on page 8)

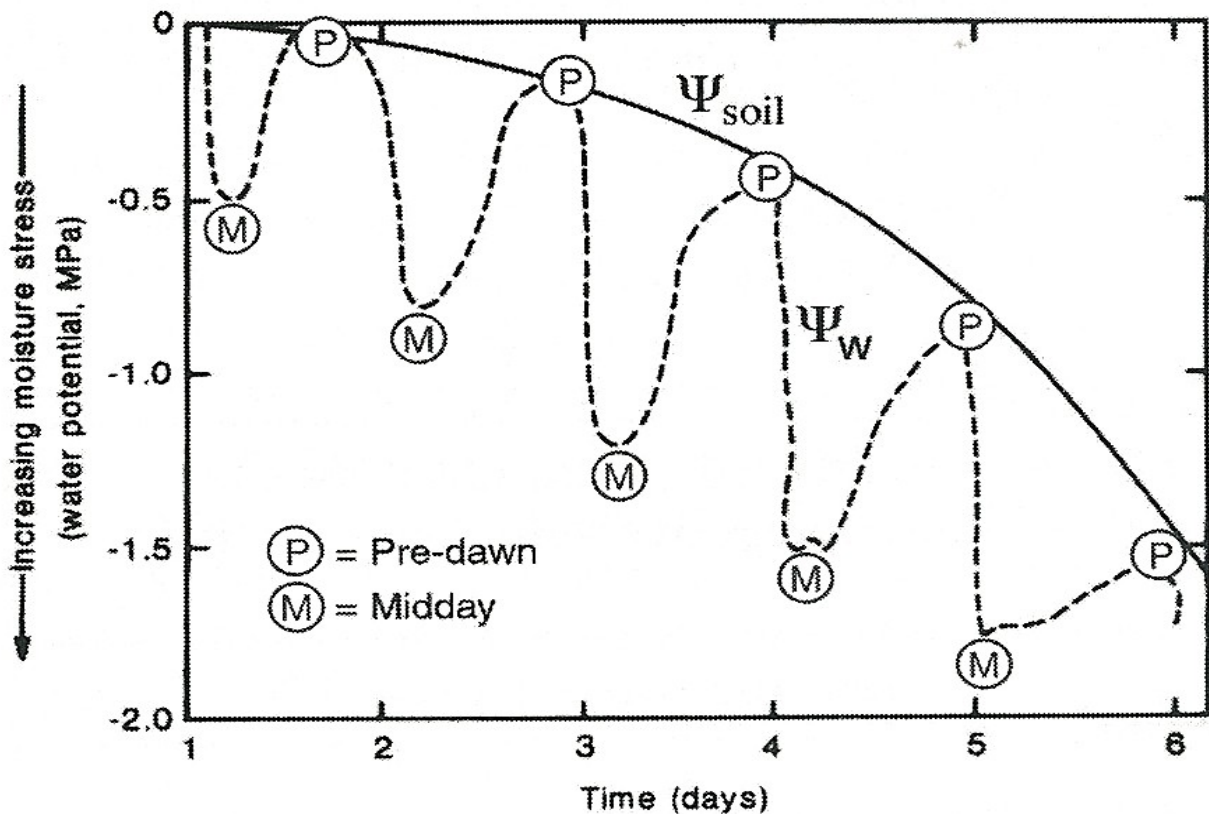
(Continued from page 7)

Here's what is happening. Early on the morning of Day 1, the soil and plant are fully hydrated (Ψ_w and $\Psi_{soil} \approx 0$ Atm.). During Day 1, the plant transpires, lowering Ψ_w to its lowest point of the day, M, (Midday water potential), which is about -0.5 MPa. In evening the sun goes down, transpiration stops, and the plant rapidly equilibrates with the soil moisture, which is still nearly saturated. The next morning the plant's Pre-dawn water potential (P) is near zero. Since the plant re-equilibrates with the soil every night, the value of P remains roughly equal to Ψ_{soil} . On Day 2 the plant continues to transpire, driving M down farther. By the next morning P and Ψ_{soil} are slightly lower because the soil has lost more water. You can see where this is going.

Depending on how large the container is and how rapidly the plant transpires, this process will go on for several days with P and M getting progressively lower as the container medium dries. Notice how Ψ_w ticks upward slightly at mid-day on Day 4. This is because stomata have begun to close at mid-day reflecting the mounting water stress. On Day 5, M has dropped to nearly -2.0 MPa and is slow to recover. While not lethal, this level of stress will cause the plant close its stomata and essentially shut down. By Day 6, Ψ_{soil} has fallen to about -1.5 MPa. Unless the container is watered, the soil will continue to dry and the plant will die. A plant growing in garden soil will show the same trend, however, since garden soil has a much larger reservoir of water to draw upon, the drying process will take much longer.

This graph provides a guide to the best time for cutting roses for display. Some people recommend that roses be cut later in the day "when the sugars are up". I have no idea what that means. But I would argue that they be cut at dawn when Ψ_w is at its daily maximum (moisture stress is minimum). Since vase life is largely limited by lack of water in the stem and blossom, it would make sense to harvest roses when they are at the daily peak of hydration. It would also make sense to irrigate roses heavily the day before they are to be cut to allow Ψ_w to rise as close to zero as possible.

This episode concludes our discussion of transpiration and water relations of roses. Next time I will begin a series of articles on photosynthesis. This is perhaps the most important biochemical process on Earth because it produces both the food and oxygen on which life depends. It's also extremely interesting - although a bit complicated. So stay tuned.



Rose Arrangement News

JoAnn Brehm and Jim Sadler, PNW District Arrangement Co-Chairs



I'm assuming like Eastern Washington, most if not all living in the PNW have endured some snow, ice, cold, Chinook winds (freeze/thaw), and other delightful wonderments of winter! It soon shall pass, so in the meantime make the most of your down time! Think roses and rose arrangements. How will you upgrade your rose and plant material beds? Now is a great time to start planning for your dream garden! So much is now on the internet for design, it's almost crazy making! Think big, but start small, a little at a time. We (the Brehms) removed (paid to have it done) a lot of extraneous shrubbery from our yard last year and defined beds, a clean slate so to speak (no touchy rose beds or fruit trees for now). This past year I also finished the Master Gardener's program, and became chair of their AGRS Test Rose Garden in Kennewick, WA, the only one in Washington State, and the only one in the country solely supported by volunteers. So of course, I hope I know what I am doing, we shall see what actually gets done this year!


All ARS Accredited Arrangers need to complete the annual Arrangement Judges Report found on the PNWD website (Forms, District and Annual Forms, Annual Arrangement Judge Report Form) and return to JoAnn Brehm at jobrehm@outlook.com as soon as possible. You can scan it and send it via email. This is one of the requirements for maintaining accreditation as an arrangement judge. To those who have already submitted their report, THANK YOU.

Arrangement Judging Apprentices are well on their way to becoming accredited. Many have already sent in several arrangement reports to national. Many thanks to Bruce Lind, Jim Linman and a host of other esteem rosarians who conducted an excellent horticulture judging school last August to help the arrangement apprentices fulfill this requirement. The best way to get both judging requirements completed is to let the rose show judging chairs know you would like to apprentice in both arrangements and horticulture when you are invited to shows.


The District Fall Conference started Friday night with the annual **arrangement seminar** which included: Char Mutschler demonstrating 'New Ideas for Floral Design,' Jim Sadler 'Principles & Elements of Design' and 'Texture, an Element of Design,' and I demonstrated 'Color Theory' and 'Floral Arrangement Mechanics.' Numerous handouts were supplied and arrangements reviewed to demonstrate these concepts. Two credits were given to ARS Arrangement Judges for attendance. The seminar handouts are located on the PNW web at pnwdistrict.org, under 'Rose Arrangements.'

Lastly, as you prepare your 2017 show schedules please provide the arrangement section for a quick review to JoAnn at jobrehm@outlook.com. As always, ARS arrangers and apprentice arrangers should offer assistance or be on the team for developing the arrangement portion of the show schedule.

'New Ideas for Floral Design'
by Char Mutschler



(Continued on page 10)



◀ Modern Designs
by Jim Sadler

Oriental Design ▶
by JoAnn Brehm



<u>Rose Shows 2017</u>	<u>Show or Display</u>	<u>Date</u>
Tri-City Rose Society	Show	May 27, 2017
Rogue Valley Rose Society	Display	June 3, 2017
Portland Rose Society	Spring Show	June 8-9, 2017
Seattle Rose Society	Show	June 10-11, 2017
Fraser-Pacific Rose Society	Show	June 10-11, 2017
Tacoma Rose Society	<u>District Show</u>	June 17, 2017
Fort Vancouver Rose Society	Show	June 24, 2017
Spokane Rose Society	Show	June 24, 2017
Rainy Rose Society	Display	June 25, 2017
Missoula Rose Society	Show	July 8, 2017
Portland Rose Society	Miniature Show	August 5, 2017
Missoula Rose Society	Show	August 13, 2017
Tualatin Valley Rose Society	Show	September 9-10, 2017
Portland Rose Society	Fall Show	September 16-17, 2017
Kitsap Rose Society	none	
Olympia Rose Society	none	
Vancouver Rose Society	none	
<u>Other Events</u>	<u>Place</u>	<u>Dates</u>
ARS Mini Conference and Rose Show	Monrovia and Arcadia, California	April 19-23, 2017
PNW District Fall Conference	Vancouver, WA	October 27-29, 2017



'Sally Holmes'

Photo by Harlow Young

PNW District Photo Contest, 2016

First Place, Class 6, Master Division

Ten Principles of Pruning

by Jeff Wyckoff

Reprinted from April 2016 edition of *The Voice of the Rose*, newsletter of the Rose Society of Greater St. Louis

This is the time of year when rose society newsletters are filled with pruning advice, tips, rhetoric, and hyperbole: how to prune, when to prune, what to prune, whether to prune, etc. Pruning instructions come replete with diagrams, directions, distances ("shorten damask canes by one-third"), dos, don'ts, and details. Considering the amount of time and space devoted to pruning, you'd think this was rocket science, rather than a fairly simple process that is, when you get right down to it, one of the least important cultural chores we can perform. If you don't believe this, ask yourself why your neighbor always gets a ton of good blooms every year on that old hybrid tea bush he never bothers to prune.



'Mister Lincoln'

Photo by Mary Hoover

PNW District Photo Contest, 2016

Of course we already have a number of pruning quasi-rules which are put forth in all the general rose and gardening books, e.g. prune to an outside eye, seal your pruning cuts, make cuts at a 45° degree angle, cut with the cutting blade down. etc. Most of these are generally good advice, but can hardly be regarded as rules, i.e. things that must be followed 100% of the time, in every pruning situation.

In looking over pruning advice in all types of publications over the last 25 years, I've come to the conclusions that: 1) most pruning advice for modern roses comes from people who are exhibitors, primarily one-bloom-per-stem hybrid tea or miniature exhibitors, and; 2) most pruning advice for OGRs comes from people who are not OGR exhibitors, some of whom do not even grow modern roses. These are not necessarily bad things, as long as you know who is giving the advice. On the other hand, I do exhibit OGRs and seldom exhibit one-bloom-per-stem hybrid teas, so perhaps some middle ground can be attained.

So, rather than rules, I'm going to propose ten pruning principles which, with a little adaptation should be suitable for all types of roses, for exhibitors and non-exhibitors alike. Rules are made to be broken, but principles (or principals) are something that Alice Cooper got none of ("Schools Out", 1972). OK, let's move along ...

- 1. Prune to what you've got.** A classic vase shape for your bush is great, but what if you have only two decent-sized canes, and they're both coming out of the bud union in the same direction, and at a 45° angle to boot? In this case, not only will you not have a vase, but you'll probably want to prune to "inside" eyes in order to bring the plant back above the bud union. Every plant looks a little different at pruning time and while the principle of giving everything room to grow with good air circulation ("opening the center of the bush") is good advice, this may have to be achieved in different ways.
- 2. You cannot hurt a plant, much less kill it, by either "overpruning" or "underpruning" it.** In a column in a Seattle newspaper, garden writer Marianne Binetti stated: "You can remove the top two-thirds of any rose plant without causing permanent death ..." Apparently this is opposed to "temporary death", a state experienced by husbands who forget their wedding anniversaries. The fact is, you can cut a budded rose down to the bud union, and an own-root rose right to ground level, without permanent death, or even permanent damage. This is done all the time when a hard winter kills all of the existing canes. Light pruning results in smaller blooms in more quantity, and a lightly pruned bush will bloom earlier than one pruned hard. Hard pruning, often done out of necessity rather than choice, results in fewer blooms, usually of better size and quality pruning does not increase or decrease the vigor and energy of a plant, it merely directs, or redirects, it.
- 3. Never assume that your first pruning is your last.** Despite your carefully pruning the bushes into shapes and directions you want them to grow, the plants often have a mind of their own, growing where they want to. Plus, admit it, we all want to give that beautiful HT cane with the ever-so-slightly brown pith the benefit of the doubt, right?! Checking your pruning job regularly, every 2-3 weeks or so, and being prepared to continually improve upon it as dead buds, blind shoots, etc. appear will ensure that the plant is in peak health and productivity come blooming time.



'Highdownensis'

Photo by John and Caroline Fredette

PNW District Photo Contest, 2016

- 4. Observe every plant's growth habit for the first year or so it takes to establish, before you start seriously pruning it.**

(Continued on page 12)

Even though, for example, hybrid teas are supposed to grow to certain heights and widths, different plants of the same variety can act differently, especially since the growing conditions from one garden to another can change radically. When it comes to climbers, shrubs, and Old Garden Roses, such differences can be even more pronounced. You can't turn a climber into a hybrid tea by pruning it hard, and "you can't fix a man when he's wrong" (I'm Gonna Wash That Man Right Outta My Hair, "South Pacific", 1949) so find out how each plant wants to grow, and then go with the flow when you prune it; both you and the plant will be much happier.

5. **If in doubt, keep a record of your pruning.** Many rosarians have garden logs, wherein they record such things as dates of spraying and materials used, the whens and whats of fertilization, amounts of water applied during the summer months, and the performance of the respective blooms and bushes under these conditions. If you're unsure about the "correctness" of your pruning, keep records of it: "plant X was pruned on this date, to a height of X feet, leaving this number of canes". Then you can compare the plant's growth and bloom production during the growing season with how it was pruned in the spring and, if dissatisfied, make a note to prune it differently next year.
6. **Prune your new wood first.** Every year our plants present us with canes in a variety of stages: some nearly used up, some looking like they're still productive, and of course those beautiful, pristine new basals that you know are just about ready to explode with rampant growth and guaranteed Queens of Show. So, you prune out most all of your old canes to leave plenty of room for the bountiful crop you expect from your new ones, and then – gloom and doom! - when you start pruning them, you find that they have brown pith right down to the ground. New canes, especially those late-occurring autumn basals, are much more susceptible to winter kill than are those gnarly old ugly ones than have been hanging around for years but are still productive. If you start your pruning on the new canes and find that you need to remove most or all of them, you still have the older ones to fall back on, thus giving you blooms in late spring rather than mid-summer.
7. **Prune to supportive wood,** supportive in the sense that it can both hold up and feed the new canes. If a plant has exterior means of support - a trellis, fence, building, etc. - this can be taken into account and smaller canes left on the bush. It is rare when a larger cane grows out of a smaller one; the norm is increasingly smaller canes as you get higher on the bush. Hence, prune to a cane diameter that will "feed" a slightly smaller cane, one that will still produce the size and quality of blooms that you want.
8. **Prune for health.** Pruning for health includes such things as continually cutting out twiggy growth, blind shoots, and any unproductive wood – that which will not grow a bloom - since blackspot thrives in these areas. Too, if you use only contact rather than systemic fungicidal sprays (all organic spray treatments such as antitranspirants and potassium bicarbonate are contact), or if you had a bad infestation of blackspot the previous growing season, consider pruning harder in order to remove blackspot spores that overwinter on the canes.
9. **Prune tall plants with caution.** This doesn't mean watching out for the thorns, but rather than any rose that has grown to over 6 ft. high has become a de facto small shrub. Hard or even moderate pruning can delay the arrival of your first blooms, since the buds on the older, lower canes have tougher bark to break through, plus the plant will have a tendency to grow back to its pre-pruned height. For a hybrid tea that has been left unpruned for some time and has grown tall and rampant, try pruning half of it hard-to-moderate and half lightly for one year, and then reversing this process the next year, This will help gradually bring the plant back to a manageable size but still give you blooms over the entire season.
10. **Prune when the weather is decent and you have the time and energy.**
"Correct" pruning times in the Pacific Northwest are based on long term temperature averages and the latest date for the appearance of killing freezes. Presidents' Day as the recommended starting time is little more than a rule of thumb for the lowlands around Seattle; out in North Bend, or even local elevations like the Newcastle area, temperatures can get much colder, and residents thereof have learned to adjust their starting times accordingly. Most of our roses just languish during the cool weather of March and early April anyway, so pruning even in mid-March shouldn't make a lot of difference for your first bloom period. So chill out (figuratively, not literally) and prune when it's convenient and the weather is agreeable, not when you think you "have to".



'Sentimental'

Photo by Michael House

PNW District Photo Contest, 2016

Call for Nominations for “Miniature and Miniflora Rose Hall of Fame”

Dr. Jim Hering, Co-Chairman

ARS Miniature/Miniflora Rose Committee

The ARS Miniature and Miniflora Rose Hall of Fame honors miniature and miniflora roses that have stood the test of time in commerce for at least 20 years. Now, it is your opportunity to participate in this process by sending in your nomination (s), (five or less). A short list of the most popular miniature and miniflora roses that are 20 years or older can be found at the end of this article. Criteria for the Hall of Fame can be summarized as follows:

1. The variety must have been introduced at least 20 years prior to the year the award is given. Introduction date will be verified by the latest edition of *Modern Roses*.
2. There can be multiple winners in any year.
3. Varieties for consideration are solicited from the general membership through an announcement in the *American Rose* magazine, on the ARS web-site, in the Miniature Rose Bulletin and in district and local bulletins. Nominations are to be sent by March 1, 2017 to:

Dr. Jim Hering
1050 Kingwood Drive
Marion, OH 43302
rosehering@roadrunner.com

4. The Co-Chairman of the Miniature/Miniflora Rose Committee will prepare the tabulations for selection by the full committee by ballot.

5. Formal announcement of the winner(s) will take place at the ARS National Miniature Rose Conference.

The 2017 ARS National Miniature Rose Show and Conference will be held in Arcadia, CA April 20-23, 2017. Contact Chris Greenwood, CrisGreen1@aol.com for information.

PREVIOUS WINNERS

ELECTED IN 1999

Starina, 1964, Meilland
Beauty Secret, 1972, Moore
Magic Carrousel, 1972, Moore
Rise'n'Shine, 1977, Moore

Party Girl, 1979, Saville

ELECTED IN 2000

Cinderella, 1953, de Vink
Mary Marshall, 1970, Moore

ELECTED IN 2001

Green Ice, 1971, Moore
Jeanne Lajoie, 1976, Sima

ELECTED IN 2002

Cupcake, 1981, Spies

ELECTED IN 2003

Snow Bride, 1982, Jolly
Little Jackie, 1982, Saville

ELECTED IN 2004

Minnie Pearl, 1982, Saville
Red Cascade, 1976, Moore

ELECTED IN 2005

Jean Kenneally, 1986, Bennett

Rainbow's End, 1986, Saville

ELECTED IN 2006

Giggles, 1987, King
Black Jade, 1985, Benardella

ELECTED IN 2007

Pierrine, 1988, M. Williams

ELECTED IN 2008

Irresistible, 1989, Bennett
Fairhope, 1989, Pete & Kay Taylo

ELECTED IN 2009

Gourmet Popcorn, 1986, Desamero
Luis Desamero, 1988, Bennett
Tiffany Lynn, 1985, N. Jolly

ELECTED IN 2010

Chelsea Belle, 1991, P. & K. Taylor
Grace Seward, 1991, Bennett
Fancy Pants, 1986, King

ELECTED IN 2011

Kristin, 1992, Benardella
Olympic Gold, 1983, N. Jolly

ELECTED IN 2012

Hot Tamale, 1993, Zary
X-Rated, 1993, Bennett

ELECTED IN 2013

My Sunshine, 1986, Bennett
Peggy "T", 1988, King

Winsome, 1984, Saville

ELECTED IN 2014

Soroptimist International, 1995, Benardella
Incognito, 1995, Bridges

(Continued on page 14)

(Continued from page 13)

ELECTED IN 2016

ELECTED IN 2015

Miss Flippins, 1997, Tucker

Glowing Amber, 1996, Mander

A BRIEF LIST OF ELIGIBLE MINIATURE & MINI-FLORA ROSES

	Elfinglo	Millie Walters	Ruby Pendant
Acey Deucy	Figurine	Mobile Jubilee	Scentsational
Apricot Twist	Gail	Mothers Love	Si
Baby Grand	Halo Fire	Old Glory	Simplex
Baby Katie	Halo Today	Over the Rainbow	Stars'n'Stripes
Baby Secret	Holy Toledo	Overnight Scentsation	Suzu
Bambino	Innocence	Pacesetter	Sweet Chariot
Behold	Jennifer	Peaches'n'Cream	Sweet Revenge
Cachet	June Laver	Playgold	Teddy Bear
Caesar's Rose	Kayla	Poker Chip	Tennessee
Cal Poly	Lavender Delight	Popcorn	Toy Clown
Crazy Dottie	Lavender Spoon	Pucker Up	Twister
Cuddles	Linville	Red Minimo	Vista
Dazzler	Little Mermaid	Roller Coaster	
Dee Bennett	Memphis Queen	Rose Gilardi	

SOME ROSES ELIGIBLE FOR THE FIRST TIME THIS YEAR

Absolutely	Frivolous	Lemon Pearl	Raspberry Punch
Ace of Diamonds	Gizmo	Lionheart	Raspberry Sunblaze
Amy Grant	Halo Karol	Little Brother	Sis
Barbie	Heartsounds	Little Flame	Summer Harvest
Bees Knees	Honey Butter	Little Tommy Tucker	Tiffany Lite
Climbing Rainbows End	Jingle Bells	Moonlight and Roses	Tropical Twist
Dorothy Rose	Judy Robertson	Odessa	Watchfire
Dreamrider	Lasting Impression	Prophecy	White Sunshine

PNW District Rose Show

Please Save the Date! Saturday, June 17, 2017

The 2017 PNW District Rose Show will be hosted by the Tacoma Rose Society and held in conjunction with the Tacoma Rose Society Annual Rose Show. The location will be the LaQuinta – Tacoma located just off I-5 near the Tacoma Dome. For more details please contact either Bruce Lind: (253) 565-0246 lindbruce@mac.com or Keith Ripley: (253)474-9603 KR-TRS@comcast.net

Peterkort Roses, Changes in the Cut Flower Market And Constance Spry?

Or "How The presentation by Sandra Laubenthal of Peterkort Roses at the PNW District Fall Conference sent me on an internet search which became a chain from one subject to another until I ended up learning about Constance Spry.

Judy Heath, Editor

People who attended the Fall Conference in October, 2016 had the opportunity to hear Sandra Laubenthal from **Peterkort Roses** tell us about her family's operation in the cut flower market, particularly cut roses. Theirs is a wholesale business, supplying roses and other plants to florists for weddings and other special life occasions. It is a family owned business that was begun in 1923 and, at this time, is being run by the third generation of the Peterkort family near Hillsboro, OR. This company is the only commercial rose cut flower grower in the Pacific Northwest. They presently have 16 greenhouses, each one 17,000 square feet. Two of these are used for growing orchids and 14 are used for growing 50 different varieties on a total of 100,000 rose plants. The company is dedicated to 2 things: growing roses as organically as possible and providing very fresh flowers quickly to their customers.

I had the chance to tour their operation a few years ago and it was interesting to see how they are able to grow beautiful long-stemmed roses in hydroponic tubs filled with coir (coconut fiber). Grow lights are used to make up for the sometimes lacking sunlight and a drip irrigation system provides a steady diet of water, minerals and fertilizers. The central heating system and the use of energy curtains help to conserve heat and produce roses year around.

Peterkort employs an integrated pest management program. Biological controls (armies of beneficial insects) are used to control aphids, spider mites and other insects that can harm the roses. When spraying is needed, the roses are sprayed with a reduced risk mixture. By controlling the temperature, air circulation, and humidity as well as keeping the greenhouses free of dead leaves and debris, diseases are discouraged. (Too bad we can't control everything in our gardens like that.)

In order to stay current in the rose growing business, the company must be constantly aware of changes in foreign competition, energy costs, the internet and changing tastes. Today, roses imported from South America can be found for sale in every supermarket. As a result, many retail florists have gone out of business and Peterkort is focusing more on the providing excellent roses for Weddings and other special occasions.



When Sandra spoke about beginning to grow what they are calling 'garden roses' I was intrigued. I began then to do some research on the subject. I found out that what they are calling 'garden roses' are the roses known as 'English Roses' also known as *David Austin Roses* which display an old world form and are usually highly scented.

Sure enough, I found that in 2004, David Austin introduced eight varieties of his roses to the cut market. They were developed to be highly scented, long-stemmed, and long-lasting once cut. These roses, '*Miranda*', '*Juliet*', '*Patience*', '*Rosalind*', '*Emily*', '*Darcey*', '*Keira*', and '*Phoebe*', come in white, apricot, shades of pink and rich red. A ninth rose, '*Kate*' (as in the princess Kate Middleton), a deep magenta pink with a rich scent, will also join the list.

This major trend in the flower design industry has been to move away from the very formal, rigid designs to the more casual, natural designs using a great deal of greenery often cascading down. The move is to incorporate more natural looking roses than the tight buds that have been popular. Then, a familiar name popped up in my research, '*Constance Spry*'. I knew of a David Austin rose by that name but did not know anything about the person behind the name. It turns out that Constance Spry (1886-1960) was a highly influential floral designer from the 1920s through the 1950s. Forgotten for awhile, her philosophy about floral design is now inspiring the floral designers of today. She is notable because she rejected the stiffly formal designs of the Victorian age in favor of loose, fluid arrangements with lots of greenery and even fruits and berries. She loved the form and scent of the old garden

(Continued on page 16)

roses. Floral designers today are looking for that same loose, organic look, “freshly gathered from the garden” that was earlier created by Constance Spry. The “garden roses” are particularly suited to this style of design. Often the floral foam has been forsaken and the arrangement is simply tied together with ribbon or placed in a clear container which shows the gathered stems.

This is just the tip of the iceberg. I now have so much more to understand about Constance Spry and her floral design ideas. Fortunately, the many books she wrote are being reprinted and are available for purchase.



2016 PNW District ARS Photo Contest Winners

Harlow Young, Photography Contest Chair

There were 294 photos entered from 12 entrants; with 7 new entrants in the Amateur Division and one in the Master Division. The numbers may seem insignificant, but our readers need to know that this is the highest participation rate in the past five years! It would be great to have more photos in the 2017 contest.

These were judged by 10 individuals to arrive at the winners of each class and then, the winners of the Amateur and Master Divisions Best of Show. I know from many Judges' comments that the quality of photos were very competitive, making it very difficult to pick the best of the best. This is a tribute to the quality of all the photos submitted.

I am in debt to Dr. Deborah Erickson, our District Webmaster, for patiently walking me and the Judges through a new Facebook method to get the photos available for evaluation. After several 'hiccups' everything worked well.

I am grateful to each of you who submitted photos and to all the judges for completing their tasks on time. I realize that sometimes, the deadlines were a bit short. But the contest was a success.

The annual photo show that typically occurs during the lunch break of the Fall Convention did not go as planned, for which I am sorry. If any local rose society would like a CD with a "working" PowerPoint presentation of the photos to show their membership (maybe at one of your regular meetings) I'd be happy to mail one to you. I will personally view the CDs before I mail them to make sure they'll work. Forward me a request by email to: threekids@charter.net Please include a mailing address to which I can send it.

The winners of each Class are as follows:

Class 1: Single exhibition bloom, no side buds:

- a) Amateur Division: 'Fame' entered by Sue Tiffany
- b) Master Division: 'Fortune' entered by Rich Baer

Class 2: One spray of a Hybrid Tea or Grandiflora rose

- a) Amateur Division: 'Jewel Grace' entered by Carolyn Finch
- b) Master Division: 'Gemini' by Rich Baer

Class 3: One spray of a Floribunda or Polyantha rose

- a) Amateur Division: 'The Fairy' by Karine Haman
- b) Master Division: 'Playgirl' by Rich Baer

Class 4: One spray of a Miniature or MiniFlora rose

- a) Amateur Division: 'Irresistible' by Carolyn Finch
- b) Master Division: 'Make Believe' by Rich Baer

Class 5: One open bloom, any rose class, stamens showing

- a) Amateur Division: 'Ormiston Roy' by Sue Tiffany
- b) Master Division: 'Hannah Gordon' by Rich Baer

Class 6: Bloom or spray of a Shrub rose

- a) Amateur Division: 'Sally Holmes' by Jolene Angelos
- b) Master Division: 'Sally Holmes' by Harlow Young

Class 7: Bloom or Spray of a Climbing rose or an Old Garden Rose

- a) Amateur Division: 'Mme Alfred Carriere' by Sue Tiffany
- b) Master Division: 'Golden Showers' by Harlow Young

Class 8: A collection of multiple blooms

- a) Amateur Division: A collection of seven different roses by Carolyn Finch
- b) Master Division: A collection of 'Dainty Bess' and 'Wildflower' by Harlow Young

Class 9: An abstract or impressionistic photo of a rose bloom or any part of a rose bush


- a) Amateur Division: 'Bishop's Castle' by Karine Haman
- b) Master Division: An interesting photo of rose canes with well-defined prickles named 'Disenchanted Forest' by Rich Baer

Class 10: Miscellaneous class; photos that do not fit Classes 1-9.

- a) Amateur Division: "A collection of David Austin roses with garden flowers" by Karine Haman
- b) Master Division: 'Rosa moyesii' hips by Harlow Young

The Judges selected the "Best of Show" for the Amateur Division was as follows:

Second runner up was a very lovely "Collection" of blooms entered by Carolyn Finch, a first time entrant.



'Bishop's Castle'

Photo by Karine Haman

PNW District Photo Contest, 2016

Best of Show—Amateur Division

(Continued on page 18)

(Continued from page 17)

First runner up was a single bloom of exhibition form of 'Fame' submitted by Sue Tiffany.

The winner of the Amateur Division, as the Best of Show, was a Class 9 abstract photo of 'Bishop's Castle' submitted by Karine Haman, another first time participant.

The Judges selected the "Best of Show" for the Master Division as:

Second runner up was an abstract called "Disenchanted Forest," an arrangement of prickly canes photographed by Rich Baer.

First runner up was spray of 'Gemini' also submitted by Rich Baer.

The winner of the Master Division, as the Best of Show, was a spray of 'Playgirl' taken by Rich Baer.

THANK YOU to all the entrants for a great contest. And, I need to express a special congratulation to all the Class winners, and the Best of Show winners.

May I encourage more of our members to enter their photos in next year's contest? We had new entrants this year, but some of our members that entered in the 2015 contest did not submit photos this year. I'd love to have them submit photos in 2017. Start taking photos early this spring, making your selections for each of the classes.

All the winning photos of each class were framed and sold in the silent auction bidding at the Fall Conference. Based on my unofficial tally, this contributed about \$100 to the PNW District general fund. Good job everyone!

**Combined
ARS Mini National Conference
and
Pacific Southwest District Convention
April 19-23, 2017**

Pacific Rose Society In Conjunction with their Annual Rose Show Will Host The 62nd Annual Pacific Southwest District Convention Combined with the ARS Mini National Conference

Theme: "1867 - The Dawn of the Modern Rose"

Rose Show Venue: The Arboretum, Arcadia, CA

Headquarters Hotel: Courtyard by Marriott, Monrovia, CA

Convention Chairman: Chris Greenwood, cris-green1@aol.com Convention Co-Chairman: Bob Martin, pet-rose@aol.com Rose Show Chairman: Evelyn Reed, Evelyn-Reed1@gmail.com

Check our website for updated information as soon as it becomes available: <http://www.pacificrosesociety.org/PacificRS-PSWD-2017-Convention-RoseShow.html>



'Playgirl'

Photo by Rich Baer

PNW District Photo Contest, 2016
Best of Show, Master Division

Hard Copy Subscriptions Due!!!

If you are receiving your copy of this newsletter in printed form, mailed to you, please do not forget to pay \$10 for a subscription to the newsletter. This is a yearly subscription due by January each year. Send your \$10 to the district treasurer,

Beage Kiley, Pacific Northwest District ARS,
2218 Vista Ave. SE, Olympia, WA 98501-3829

For more information, please contact me, Judy Heath, 360-281-7270 or email me at: rosemom@heathfamily.us

Trial Memberships in ARS Clearing Up Any Confusion

Judy Heath, Editor

Each year, I try to make sure that the information I provide in this newsletter is up-to-date. I want to make sure that any offer by ARS that I advertise is still in effect.

The various categories of trial memberships seems particularly confusing and is never fully explained at any one place on the ARS website. I hope this explanation helps to make the information more clear and inspires you to make sure that your society is taking full advantage of these offers to encourage non-ARS members to get connected. As an added incentive, I will make sure that anyone who signs up for any of these memberships will also receive an emailed copy of the *Northwest Rosarian* and any other correspondence that is sent out throughout the year. I will need to receive the email addresses of anyone who signs up in order to accomplish this. (I generally do not receive any information from ARS in this regard.) Make sure that you have the permission of the individual to share their e-mail with me. Send to rosemom@heathfamily.us

- a. **Free 4-month trial membership:** The ARS is offering this membership to all **new** local society members. Make sure your local society membership chair offers this opportunity to every new member. Membership chairs need to send their contact information to Laura Seabaugh. That will automatically enroll them for 4 months.
- b. **\$5.00 4-month trial membership:** This is for all **existing** local society members **and** anyone who fills out a form at a local society event. Also, as your society conducts rose seminars, be sure to offer this e-membership to everyone who attends. If Joe Smith attends an event and fills out a trial membership application, even without joining a society, he can still take advantage of the 4-month trial membership for \$5.00.
- c. **\$10.00 4-month trial membership:** This membership is available for the **general public**. This is on the website (www.rose.org) Interested people can sign up on the website or by calling ARS at 1-800-637-6534.
- d. **Free E-Membership:** If you know someone who would enjoy a longer membership with ARS but is unsure that they want to pay for a full membership, help them get signed up for a **free e-membership**. (Anyone can easily get signed up at www.rose.org. Go to **Resources tab** and then to the e-membership.)

(Trial Memberships as described on www.rose.org)

"This membership will deliver valuable rose growing information, helpful tips and special offers. Rose aficionados will find their experience with roses enriched and become a part of the vibrant American Rose Society rose community. From beginners to experts, for people with green thumbs or thorn-pricked thumbs, there will be relevant information for everyone!"

(Continued on page 20)

Four-Month Trial Members receive:

- Free advice from Consulting Rosarians, expert rosarians that provide free assistance with rose questions.
- Free or reduced garden admissions at hundreds of gardens, conservatories and arboreta nationwide.
- Free online access to five quarterly bulletins, the *Mini/Mini-Flora Bulletin*, *Old Garden Rose & Shrub Gazette*, *Rose Arrangers' Bulletin*, *Rose Exhibitors' Forum* and *Singularly Beautiful Roses*
- Four issues of the online newsletter *Roses & You*, full of helpful tips and tools of the rose growing trade.
- 2 issues of *American Rose* magazine, devoted exclusively to roses and rose culture,
- Discounts of up to 30% at merchant partners.



'Sally Holmes'

Photo by Jolene Angelos

PNW District Photo Contest, 2016
First Place, Class 6, Amateur Division

(Continued from page 19)

If you are looking for a source for information and tips on growing beautiful roses in any climate, look no further than the American Rose Society, and The Fragrant Rose.”

Remember: Anyone who signs up for any of these memberships may also receive information about the PNW District including copies of the Northwest Rosarian if they so desire. Just send their email address to me, rosemom@heathfamily.us.

Even if these activities result in one or two people who ultimately join the ARS, that is a positive for your local society, the District and the ARS.

I have asked Dr. Deborah Erickson, our Webmaster, to place the necessary forms for these programs on the PNW District Website for your convenience. Also, on the website, there will be a sign-up sheet already designed by ARS for you to use at your seminars and other events.

Editor's Notes

Judy Heath, Editor, Northwest Rosarian



Throughout the Northwest, this has been an interesting Winter for weather. I hope that no one finds some nasty surprises in his or her garden come Spring. I guess we will all just wait and see.

This newsletter is coming to you a little later this year than usual. Right in the middle of the huge snowstorm here in Vancouver that dumped a foot of snow at my place, my car gave up the ghost. I spent most of my time while snowed in, shopping for a different car.

During that time, I was also battling sugar ants that had swarmed in my kitchen. I spent hours cleaning every nook and cranny, sometimes 2-3 times trying to discourage them. They even invaded the dishwasher which did not fare well for them.

Then, like a good grandmother, I took care of my 4 month old granddaughter who was running a fever and had a runny nose and cough. No worries! I had my flu shot. One week later, I am down with a sinus infection and bad cough which has hung on now for two weeks and leaving me feeling like I may never get better. It is: cough a little, wipe my nose, type a sentence or two and then lie down to rest, definitely a slow motion life style.

Today, however, is a bright sunny day. The rain has stopped, at least temporarily. This is unusual in winter, here in the Portland-Vancouver area, and any of you who live west of the Cascade Mountains. It makes me begin to think that we may soon see some crocus bulbs beginning to grow as well as tulips and daffodils. My fingers are beginning to get that itch to be sunk deep into the soil and get busy cleaning up those pesky over-wintering weeds.

It will soon be a time of renewal and regrowth. Hurray!!!



'Tree frog on 'Eden'

Photo by John Harmeling

PNW District Photo Contest, 2016

Update Local Society Information With ARS

Update your society information on the ARS website. Go to www.rose.org, click on: [Local Societies](#) and then on: [Update Local Society Information](#).

Northwest District Website & Speaker's Bureau



Deborah Erickson, PNW District Webmaster deborah@deborahericksonphd.com

Attention Rose Society Program Planners!

The PNW District Speaker's Bureau is a list of Consulting Rosarians who volunteer to be available to speak at rose society meetings. The information includes the topics each speaker is available to speak on, their location, the mileage they are willing to travel, and their contact information.

The rose topics include:

- | | | | |
|----------------------------|-----------------------------|---------------------------|---------------------------|
| A: Arrangements | G: Using Roses in Landscape | M: New Rose Introductions | S: Shows/Judging |
| B: Basic Culture/Rose Care | H: Tours & Conventions | N: Old Garden Roses | T: Soil Preparation |
| C: Diseases & Pests | I: Hybridizing | O: Photography | U: Exhibiting Advanced |
| D: Drying Roses | J: Propagation | P: Pruning | V: Roses in Review |
| E: Exhibiting for Novices | K: Internet Research | Q: Container Gardening | W: Austin (English) Roses |
| F: Fertilizing | L: Miniatures | R: Rose Crafts | X: Rose Books |

The Speaker's Bureau list can be reached at <http://www.pnwdistrict.org/PNWDistSpeakersList.pdf>

If you are a CR who would like to be included on this list, please let me know what topics you are available to speak on. Feel free to take advantage of the talented and generous speakers available in our District while planning your programs for 2017!

Let Me Know!!

Because of privacy concerns, the ARS is reluctant to give out the e-mail and snail mail addresses of its members. I need your help, therefore, in getting the newsletter out to new members of the ARS or members who have rejoined in the last year. Please make sure that all your rose friends who are ARS members are getting this newsletter. If not, let them know how to contact me so that I can update my records.

HELP!!!! Update Your Society's Officers Please

Judy Heath, Editor

I am trying to compile updated information on each society's officers, with their contact information—address, phone number and e-mail, to provide to the District's Officers so they can contact people as needed. Also, we need your website information and webmaster if you have one.

I have received information from the SW Oregon Rose Society, Tualatin Valley Rose Society, Fort Vancouver Rose Society, Seattle Rose Society, Missoula Rose Society and the Tacoma Rose Society, often getting the information from the January newsletter that have been sent to me.

If your society is not updated, please send me this information as soon as possible so that I can complete this task. Also, have your newsletter editor include me on their list of people to send the society's newsletter to each month. I always check out your newsletter for article ideas, events to advertise etc.

Thank you for your help.



'An Assortment of David Austin Roses with Garden Flowers'

Photo by Karine Haman

PNW District Photo Contest, 2016
First Place, Class 10, Amateur Division

ARS Has a New Web Address!

www.rose.org



Join or Renew Today!! ARS Membership Benefits

Have you let your membership lapse or are wondering if your ARS membership is worth the dues? Check out these benefits of being an ARS member.

Because of my membership in ARS, I have many resources to use in expanding my knowledge of the rose.

- ◆ Five issues of American Rose Magazine, a \$40 value
- ◆ One issue of American Rose Annual, a \$15 value
- ◆ The Handbook for Selecting Roses, a \$5 value
- ◆ Free advice from Consulting Rosarians
- ◆ Free or reduced garden admissions a \$25 value after just 3 uses

Free online access to five quarterly bulletins, a \$45 value

- ◆ Discounts of up to 30% at merchant partners
- ◆ **A subscription to *Better Homes and Gardens* magazine.** A member benefit from the [American Public Gardens Association](#) Gardens & Institutions members. Available to new and renewing members with ARS

A \$130+ value for only \$49

Free online access to Modern Roses 12. (see below)

Go to www.rose.org and sign up today!!!

Important Benefit for ARS Members

Modern Roses database
(<http://www.rose.org/members-only-2/>)

This data base is now open to all ARS members. It is password-protected, so you will need to read your magazine carefully each month to be sure you know what the password is as it changes frequently.

**The Registration Code for all members is: 12345678.
The Password is: <in the magazine>.**

There are many people who are **not** members who have purchased annual use of the database - most often for research. These users should always log in with their personal Registration Code and Password and renew their User Permit annually (go to the ARS Store under "Shop" on the top menu bar and search for "Modern Roses").

Have You Considered Giving ARS a Donation? Your Gift Will Make a Difference!!

The generosity of donors like you provides ongoing annual support for the American Rose Society's member focused programs and services.

Planned gifts help to ensure the future of our 123-year-old organization, the oldest, national, single-plant horticultural society in the country. Its mission is the promotion and appreciation of America's National Floral Emblem, the rose.

"As with most membership organizations, dues from ARS members make up less than 40 percent of our annual operating budget. In order to accomplish our mission, we must raise the remainder of funds from business operations and **through contributions**. With the leadership of key ARS volunteers, the Annual Fund has grown from a mere handful of dedicated donors to hundreds of individuals who give generously to support the important work of ARS." (*Laura Seaburgh, Executive Director*)

NEW: Join our "Perpetual Bloomers" Club

You can give a one-time donation or support the ARS throughout the year with a recurring donation.

Choose your donation amount, choose the frequency; monthly or quarterly, and you're done.

A **Donor** pin per donation will be sent to those donating at the \$100 to \$199 Donor level in a given year.

A **Patron** pin per donation will be sent to those donating at or above the \$200 Patron level in a given year.

Use the 'Donate' Tab on the ARS home screen to schedule your donation!

PNW DISTRICT CHAIRS

District Director:

Gretchen Humphrey
12385 SW 121 Ave
Tigard, OR 97223-3126
(503) 539-6853
ghumphrey25@yahoo.com

Asst. District Director:

Mike Peterson
208 Elma Pl SE
Renton, WA 98059-4966
peterston1616@yahoo.com

Secretary: Barbara Lind

2132 Bridgeport Way
University Place, WA
98466-4824 (253) 565-0246
barbaralind@mac.com

Treasurer: Beage Kiley

2218 Vista Ave SE
Olympia, WA 98501-3829
beage.kiley@comcast.net

Prizes & Awards Chair:

Lynn Schafer
41108 S Bourne Road
Latah, WA 99018-9508
(509) 286-3655
lynschafer@gmail.com

Horticulture Judging

Co-Chairs: Bruce Lind

2132 Bridgeport Way
University Place, WA
98466-4824
(253) 565-0246
lindbruce@mac.com

Jim Linman

8015 SW 62nd Place
Portland, OR 97219-3120
(503) 927-4728
ijlinman2@gmail.com

Rose Arrangements CoChairs:

JoAnn Brehm

1113 Saddle Way
Richland, WA 99352-9640
(509) 627-0577
jobrehm@outlook.com

Jim Sadler

1220 Clements RD
Missoula, Montana 59804-2908
406-728-4743
jimsadler@bresnan.net

Consulting Rosarian

Coordinators: John Moe

830 S 373 Street
Federal Way, WA
98003-7400
(253) 815-1072
mjmoe@seanet.com

Elena Williams

9110 Roy Rd.
Bremerton, WA 98311-9313
(360) 620-2642
minirose@comcast.net

Roses in Review Coordinator:

Jason Fredette

5614 Prentice St.
Seattle, WA 98178-2245
jasonfredette1@hotmail.com

Northwest Rosarian

Editor: Judy Heath

5418 NW Franklin Street
Vancouver, WA 98663
(360) 281-7270
rosemom@heathfamily.us

Please notify me of any changes or updates - Judy Heath
rosemom@heathfamily.us

Photo Contest Chair:

Harlow Young
3218 W. 2nd Ave.
Kennewick, WA 99336
(509) 735-3481
threegkids@charter.net

District Entry Tags:

Charold Baer
8039 SW 62nd Place
Portland, OR
97219-3120
(503) 246-3087
superenal@aol.com

Webmaster:

Dr. Deborah Erickson
PO Box 1866
Kalama WA 98625
360.790.6042
deborah@deborahericksonphd.com

Membership Chair:

Katherine Johnson
4832 N. Girard St.
Portland, OR 97203
(503) 289-4894
dktjohnson@msn.com

PACIFIC NORTHWEST DISTRICT SOCIETIES

ALASKA

Alaska RS

Anchorage, AK
Debbie Hinchey
(907) 278-2814

MONTANA

Missoula RS

Missoula, MT
Patricia Waylett,
President
(406) 549-3538

BRITISH COLUMBIA

Fraser Pacific RS

Coquitlam, BC, Canada
Hilda Stanger-Dutt,
President
(604)467-3392

Vancouver RS

Vancouver, BC, Canada
J.R. Rendon, President
(604) 802-2048

Valley Rose Club

Maple Ridge, BC,
Canada
Ted Brown, President
(604) 462-7249

OREGON

Corvallis RS

Corvallis, OR
Pat O'Connor President
(541) 915-5339

Portland RS, Portland, OR

Mike Humphrey,
President
(503) 777-1421

Rogue Valley RS

Grants Pass, OR
Ingrid Wapelhorst,
President
541-878-2852

Southwestern Oregon RS

Myrtle Point, OR
Ed Kreuzer, President
(541) 396-3426

Tualatin Valley RS

Beaverton, OR
Hambie Weber, President
(503) 703-8910

WASHINGTON

Fort Vancouver RS

Vancouver, WA
Louis & Sally Rossetto
President
(360) 573-8033

Heritage Roses NW

Kent, WA
Judy Miller, President
(253) 355-0366

Kitsap County RS

Bremerton, WA
Elena Williams,
President
(360) 620-2642

Olympia RS,

Olympia, WA
Jack and Beage Kiley,
Co-Presidents
(360) 754-4937

Puyallup RS,

Puyallup, WA
Mike Peterson,
President
(206) 200-6384

Rainy RS, Kent, WA

Sue Tiffany, President
(253) 631-0312

Seattle RS, Seattle, WA

Andie Becker,
President
(206) 914-8233

Spokane RS,

Spokane, WA
Kevin Brownlee, President
(509) 328-3730

Tacoma RS, Tacoma, WA

Keith Ripley, President
(253) 474-9603

Tri-City RS

Richland-Pasco
Kennewick, WA
Harlow Young, President
(509) 735-3481

Tri-Valley RS

Marysville, WA
Robyn Swesey
President
(425) 210-2008

Walla Walla RS


Walla Walla, WA
Genie Crowe,
President
(509) 382-2151

Bulletin of the
Pacific Northwest District
of the American Rose Society
5418 NW Franklin St.



Address Service Requested

Volume 66
Winter 2017
Number 1



The Pacific Northwest Rosarian is available via email. If you have an email address and did not receive your copy via email, please contact Judy Heath at rosemom@heathfamily.us

The *Northwest Rosarian* is published 3 times a year. It is distributed free to members of the American Rose Society and a local Pacific Northwest District society. Individual copies are \$3.50 U.S.; one-year subscriptions are \$10.00, U.S. funds.

Send subscriptions to:
Pacific Northwest District ARS,
2218 Vista Ave. SE, Olympia, WA 98501-3829

Send address changes to:
Judy Heath,
Northwest Rosarian,
5418 NW Franklin St. Vancouver, WA 98663