

STARFLUET PROTOTYPE

The Journal of Innovative Design and Ideas

STARFLEET PROTOTYPE

a joint publication of the

Starfleet Advanced Starship Design Bureau

and

Panda Press Interstellar

PROTOTYPE is a bi-annual journal, established to familiarize Starfleet and other Federation military personnel with the latest starship designs and technical developments. Due to the sensitive nature of the technical matters obtained herein, this document and the material therein has been assigned a Security Grade 2B rating.

Letters and questions to the editors should be addressed to the SSDAC at Utopia Planitia Spacedock, Mars.

Typesetting and Graphics provided by Panda Productions, Terra.

Copyrighted by the Starfleet Spacecraft Design Advisory Commission, Starfleet Command, Utopia Planitia Spacedock, Mars.

This document prepared and published by Team Neko for the SSDAC.

Memory Alpha Cataloging Data:

UFPI ITP/TE 23772378

This document and its entire contents Copyright © 2003 Panda Productions and Region Five Productions.

All rights reserved. We request that no part of this document be reproduced in any form or by any means, or stored on any electronic server (ftp or http) without the written permission of the publishers. Permission to make one printout for personal use is granted.

This book follows the form and layout of the Starfleet Prototype book published by the Starfleet Academy Training Command Press. Though inspired by those works, this work is not intended to be a copyright infringement of them. It is produced purely for informational and recreational purposes on a not-for-sale, not-for-profit, free-distribution basis.

This document includes schematics, data, and images from Paramount Pictures, Scifi-Art.com, the WolfPack, Mateen Greenway, the Starship Schematic Database, and other sources. Where possible, permission has been obtained to use them in this document. Any display of copyrighted material in the document is not intended as an infringement of the rights of any of the copyright holders.

This is a publication of Panda Productions, Post Office Box 52663, Bellevue, Washington, 98015-2663 and was created and published in the United States of America.

In This Issue...

In This Issue...

Masthead

Terminology

- *Definitions*
 - Classifications
- *Performance*
 - Definitions and Tables

New From the Yards...

Cruisers:

- | | |
|---------------------------|--|
| - <i>U.S.S. Jaguar</i> | - <i>CR 74750 Class Diplomatic Cruiser</i> |
| - <i>U.S.S. Crusader</i> | - <i>CF 74711 Class Fast Cruiser</i> |
| - <i>U.S.S. Discovery</i> | - <i>CE 79431 Class Cruiser</i> |
| - <i>U.S.S. Eximius</i> | - <i>CR 80077 Class Battlecruiser</i> |
| - <i>U.S.S. Frontier</i> | - <i>CH 80426 Class Heavy Cruiser</i> |
- Design Philosophy & Purpose
 - Shakedown Trials
 - Vessel Specifications & Related Data
 - Performance Characteristics
 - Front, Plan, & Profile Views

Frigates:

- U.S.S. *Cantell* - FR 74851 Class Frigate
- U.S.S. *Katana* - FR 74900 Class Frigate
 - Design Philosophy & Purpose
 - Shakedown Trials
 - Vessel Specifications & Related Data
 - Performance Characteristics
 - Front, Plan, & Profile Views

In the Design Tank...

- U.S.S. *Omar Khayyam* - CE 79001 Class Exploratory Cruiser
 - Design Philosophy & Purpose
 - Shakedown Trials
 - Vessel Specifications & Related Data
 - Performance Characteristics
 - Front, Plan, & Profile Views

Appendix

- *Team Kempo*
- *About the Design Team*
- *Credits*
- *Art Credits*

Masthead

CHIEF EDITOR AND PUBLISHER

Admiral Chris Wallace
Tac Fleet

LAYOUT CONSULTANT

Sakura Shinguji
Panda Press Interstellar

PROJECT COORDINATOR

Captain Belldandy Morisato
Star Fleet Advanced Starship Design Bureau

STRATEGIC EDITOR

Commander Natsumi Tsujimoto
Star Fleet Operating Forces

PRODUCTION EDITOR

Rear Admiral Kurt Roithinger
Star Fleet Command

TECHNICAL EDITOR

Admiral Alex Rosenzweig
Star Fleet Department of Technical Services

ENGINEERING CONSULTANT

Lieutenant Commander Skuld
Star Fleet Operating Forces

SYSTEMS ANALYST

Rear Admiral Carsten Pedersen
Star Fleet Office of Research and Development

NAVAL LIASON

Rear Admiral John Scharmen
Star Fleet Operations

GRAPHICS

Commodore David Pipgras
Region Five Office of Graphic Design

HISTORICAL CONSULTANT

Lieutenant General Scott A. Akers
Office of the Star Fleet Historian

SUPPORT STAFF

Doctor Richard Sternbach, PhD.
Doctor Michael Okuda, PhD.
Doctor Graham Kennedy, PhD.
Doctor Bernd Schneider, PhD.

Definitions

Classifications

Equipment

With regard to the Incorporated Systems, it is important to note that all vessels included herein are prototypes, and as such were built in Starfleet's Orbital Construction Yards (San Francisco, Earth Station McKinley, and Utopia Planitia – Mars) by the Starfleet Corps of Engineers. As such, the systems incorporated into them were ones Starfleet Logistics had approved for use in other starship classes already in production.

Classification Levels

Starships are divided into different, hierarchical levels of Classification:
· Level 1: Design · Level 2: Type · Level 3: Class

Design & Type

There are six basic Designs, each divided into a number of Types:

Cruiser-Design

- Heavy Cruiser
- Strike Cruiser
- Battlecruiser
- Through-Deck Cruiser
- Large Exploratory Cruiser
- Exploratory Cruiser
- Cruiser
- Light Cruiser
- Tactical Cruiser
- Patrol Cruiser

Frigate-Design

- Heavy Frigate
- Frigate
- Fast Frigate
- Small Frigate
- Strategic Frigate

Destroyer-Design

- Heavy Destroyer
- Destroyer
- Fast Destroyer
- Super Destroyer

Scout-Design

- Superscout
- Scout

Specialized-Design

- Command Ship
- Shuttlecarrier
- Space Control Ship

Patrol Combatant-Design

- Dreadnought
- Dreadnought-Frigate
- Battleship
- Large Carrier
- Strike Carrier
- Carrier
- Large Perimeter Action Ship
- Perimeter Action Ship
- Escort
- Corvette

Class

Each Type is further divided into Classes. When a new starship design is created, a name is assigned to that vessel. After review and testing, should the design be approved for general construction, all future vessels built to that design and specification are considered to be members of the same class, and that class is named after the prototype (now lead) vessel. Hence the *Galaxy* Class was composed of six ships:

U.S.S. <i>Galaxy</i>	U.S.S. <i>Challenger</i>	U.S.S. <i>Yamato</i>
U.S.S. <i>Enterprise</i>	U.S.S. <i>Odyssey</i>	U.S.S. <i>Venture</i>

Sometimes, an existing class is modified from the original specifications. While minor modifications across hulls within a class are normal, if the modifications are extensive or extreme enough, the first vessel built to the new specification is often christened as it's own class. An example is the eighth *Galaxy* class vessel, U.S.S. *Bright Star*, which was fitted with a new propulsion, computer, sensor, and tactical system. Trials and testing proved successful enough that the seventh *Galaxy* class vessel (then under construction) and the remaining four spaceframes became vessels of the *Galaxy (II) / Bright Star* class.

Classification Codes

When referring to various ships by registration number, a Classification Code is usually utilized rather than the acronym NCC (Naval Construction Contract). Thus, the U.S.S. *Enterprise* is also referred to as CH 1701E. In this system, two letters signify the basic classification – the first defines the design, and the second the type. Additional letters are used to modify the two-letter code. The suffix X or T define an Experimental or Training vessel, respectively. The letter K designates a large variation of a standard design (such as CKE), and the letter L is a small (Light) variation (f.e.: CVL).

Cruisers

CH	Heavy Cruiser
CS	Strike Cruiser
CG	Battlecruiser
CD	Through-Deck Cruiser
CKE	Large Exploratory Cruiser
CE	Exploratory Cruiser
CA	Cruiser
CL	Light Cruiser
CT	Tactical Cruiser
CP	Patrol Cruiser

Frigates

FH	Heavy Frigate
FR	Frigate
FF	Fast Frigate
FS	Small Frigate
FT	Strategic Frigate

Destroyers

DH	Heavy Destroyer
DD	Destroyer
DF	Fast Destroyer
DS	Super Destroyer

Scouts

SS	Superscout
ST	Scout

Specialized

CO	Command Ship
SC	Shuttlecarrier
SO	Space Control Ship

Patrol Combatants

DN	Dreadnought
DNF	Dreadnought-Frigate
BB	Battleship
CKV	Large Carrier
CVS	Strike Carrier
CV	Carrier
PKA	Large Perimeter Action Ship
PA	Perimeter Action Ship
ET	Escort
CV	Corvette
FT	Fighter-Interceptor

Auxiliaries

TR	Transport
TT	Transport-Tug
TE	Tender
TU	Tug
SP	Combat Support Ship
SM	Medical Ship
CR	Courier
RB	Runabout

New from the Yards...
Cruisers:



“The U.S.S. *Jaguar* may very well become the standard to which all future *Intrepid* class vessels are built to.”

U.S.S. Jaguar

CA 74750 Class Diplomatic Cruiser

Jaguar (CA 74750) Class Diplomatic Cruiser

History, Design Philosophy & Purpose

The *Intrepid* class has become one of the more versatile starship platforms in Star Fleet since they entered service not quite a decade ago. Designed as a high-speed Explorer to support the larger *Sovereign* and *Galaxy* classes, the class' high speed and strong tactical suite made it a favorite amongst Star Fleet Admirals and diplomats during the Dominion War.

During the war, there was a need for a high-speed diplomatic courier vessel to travel between the three Allied powers. The *Nova* class Courier was used, as was the *Cheyenne* class, both due to their high-sustained speeds thanks to their four warp nacelles. However, neither ship was designed for combat duty, and were not sent into harm's way. For those missions, *Intrepid* class Exploratory Cruisers were used, due to their high speed and heavy armament.

The *Intrepid* was quite successful in this role and, after the War, Star Fleet looked hard at possibly modifying one or more of the new-build *Intrepid* class vessels to true diplomatic cruiser specifications. As Chairman of the SSDAC, my group was charged with preparing a proposal for such a vessel.

It was determined that the current propulsion systems aboard the *Intrepid* class were more than adequate, as the ship has one of the highest sustainable and attainable top speeds of any ship in known space.

Jaguar – Class Diplomatic Cruiser

Vessel Specifications & Related Data

Prototype Name:	U.S.S. <i>Jaguar</i>
Construction Contract:	NCC-74750
Series:	Class 1B Starship
Design:	Cruiser
Type:	Diplomatic Cruiser
Overall Length:	343 m
Overall Draft:	66 m
Overall Beam:	133 m
Displacement:	750,000 mt



SHIPS SYSTEMS

The M-16 Isolinear III is fitted to all *Intrepid* class starships. The *Galaxy (III)* class has a highly advanced artificial-personality program called E.V.E. (**Enhanced Visual interfacE**) on top of the standard LCARS software, providing enhanced computer-human interactions. This system has been added to the U.S.S. *Jaguar* and may be fitted to future *Intrepid* class starships.

The *Intrepid* class already mounts an impressive and powerful tactical suite. Nonetheless, it was decided to improve this to the latest standards. Therefore, the standard five Type X phaser strips have been upgraded to Type XII. The two Mk 90 photon torpedo launchers are the current state of the art, and remain unchanged. She is also one of the few ships currently carrying the new quantum torpedo. CETIS Mk III with Type 225TACAR (Target Acquisition Center Accelerated Response) is standard equipment. In a nod to try and produce a cheaper command ship, *Jaguar* was fitted with an AEGIS Mk 7 mod 1 Fleet Fire Control System, a CIC, a Link 35 Communications Core, Flag Plot Holodeck, and 42/ADA Countermeasures Support System. The FSS shield system was considered, but such a system was designed for a far larger vessel and there was no way to place the shield grid generators on the hull. Therefore, the FSQ/2 system upgrade was fitted, making the vessel extremely well-defended.

SHIPS FACILITIES

The *Intrepid* class is geared for exploration, and therefore has one of the most advanced sensor suites in service. The crew also carries a large Sciences compliment to support it. It was decided to leave the exploration suite alone, but to reduce the Sciences compliment by 25%. The reason for such a reduction is that the vessel is not expected to perform serious exploration and scientific missions. The reduction in Sciences crew has been transferred to a new Diplomatic Support team which will handle diplomatic-related duties. In addition, twenty large VIP quarters have been added, as well as five meeting rooms — one large, two medium, and two small. The ship's galley has undergone extensive refitting and enlargement, so as to handle diplomatic functions.

CONSTRUCTION AND SHAKE-DOWN TRIALS

The vessel was started in January of 2378 in the Hakon Dockyards around Galena. Through a Herculean effort by the Hakon workers, the ship was completed in late October of 2379. As expected, trial results were no different than those of a normal *Intrepid* class cruiser in terms of performance, range, and maneuverability. The Type XII phasers and FSQ/2 shielding system provides the vessel with a greatly enhanced combat index over that of her regular sisters. The vessel saw extensive service during the Slobodan Police Action and these enhancements were well-served. The Military Staff Committee is currently preparing a proposal on building additional vessels to this specification.





U.S.S. Jaguar (CR 74750)

Displacement	750,000 mt
Overall Length	343 m
Overall Draft	66 m
Overall Beam	133 m
Propulsion:	Two LF-45 Mod 1 energized-energized antimatter warp drive units (System Contractor: Leeding Energies, Sydney, Earth) One FIG-4 subatomic unified energy impulse unit (System Contractor: Kloratis Drives, Tellar) QASR-2 particle beam maneuvering thrusters (System Contractor: Scarbak Propulsion Systems, Earth) "Trentis IV" pulsed laser reaction control system (System Contractor: Orage Ijek, Aksajak, Andor)
Velocity:	Warp 9.0 Standard Cruising Speed Warp 9.975 Maximum Cruising Speed Warp 9.98 Maximum Attainable Velocity
Duration:	5 years, standard
Complement:	31 Officers 10 Diplomatic Support 100 Enlisted Crew 0 Passengers (Normal – Up to 30 Maximum) 141 Total Crew (Standard)

Embarked Craft:	1 Aerowing Type Runabout 2 Type 6 Personnel Shuttle 0 Type 7 Personnel Shuttle 0 Type 9A Cargo Shuttle 4 Type 16 Shuttlepod
Navigation:	RAV / ISHAK Mod 3 Warp Celestial Guidance (System Contractor: Tlixis Ramab RRB, Coridan III)
Computers:	M-16 Bio-Neural Gel Pack-Isolinear III with LCARS 2.5interface software (System Contractor: Daystrom Computer Systems, Luna) AEGIS Mk 7 Mod 1 Fleet Fire Control System (System Contractor: RCA, New York, Earth)
Phasers:	5 Type XII Collimated Phaser Array (System Contractor: HiBeam Energies, Earth)
Missiles:	2 Mk 95 Quantum Torpedo Launchers (System Contractor: Loraxial, Andor)
Defense:	FSQ/2 Primary Force Field (System Contractor: Charlottes Shields, Earth)
Life Support:	MM6 Modular Gravity Unit (System Contractor: Morris Magnatronics, Palyria, Mars) AL4 Life Support System (System Contractor: A'Alakon Landiss, Divallax, Andor)







“Crusader does not break any new grounds in her technology. Everything is tried and true.”

U.S.S. Crusader

CF 74711 Class Fast Cruiser

Crusader (CF 74711) Class Fast Cruiser History, Design Philosophy & Purpose

In 2360, Starfleet began to research a new class of small cruisers. Three ideas were presented: *Bradbury*, *Intrepid*, and *Crusader*. Of the three, *Bradbury* and *Intrepid* were chosen to advance to prototype stage. *Bradbury* never advanced beyond the prototype vessel, while the *Intrepid* has gone on to form the backbone of the post-Dominion War fleet.

Crusader, however, was not forgotten. With conflict with the Dominion looking imminent in 2371, Starfleet began to review their force structure. Though fast, the *Intrepid* class was not extremely well-armed, nor could it carry ground forces. The *Akira* class strike cruiser was incredibly powerful, but was expensive to build. *Crusader* was capable of the *Intrepid*'s speeds, but carried almost double the firepower. She also had extensive hangar capacity, though not the massive through-deck of the *Akira*. *Crusader*'s exploratory suite was also much larger and more advanced than those fitted on the *Akira*.

SHIPS SYSTEMS

The *Crusader* does not break any new ground in terms of her technology. Everything is tried and true. From the Leeding Energies LF-41 warp drive to the AL4 Life Support System, everything is Class One Starship standard. These systems were chosen for their effectiveness and durability, all having been in Fleet service for over two decades.

As noted above, the *Crusader* class mounts a heavy offensive suite. Ten Type X phaser arrays and three Mk 95 Quantum Torpedo launchers make her equivalent to a *Galaxy* class in offensive capability, though the ship is half the size. FSS defensive shields result in amazing combat longevity. The M-15 Duotronic III computer core and RAV/ISHAK Mod 3 Warp Celestial Guidance system are standards for ships of her size and

***Crusader* – Class Fast Cruiser**

Vessel Specifications & Related Data

Prototype Name:	U.S.S. <i>Crusader</i>
Construction Contract:	NCC-74711
Series:	Class 1B Starship
Design:	Cruiser
Type:	Fast Cruiser
Overall Length:	301 m
Overall Draft:	80 m
Overall Beam:	182 m
Displacement:	1,850,000 mt



mission profile.

SHIPS FACILITIES

Due to her very small crew, the *Crusader* class is fitted with large staterooms for her officers and crew. There is extensive space for Marine barracks (though fifty are standard, she can hold five hundred if necessary) as well as training areas. The ship does have a dedicated diplomatic suite, as well, with VIP rooms and extensive conference facilities.

CONSTRUCTION AND SHAKE-DOWN TRIALS

Once given the go-ahead, *Crusader* was laid down in Utopia Planitia on January 16, 2376. Construction was completed, and the ship launched, on June 3, 2379. She was formally commissioned into service in October of 2380 and entered service with the Fifth Fleet. Captain Jennifer Thomas and Commander Dona Rae Colbert were named as the command crew for her first tour of duty. It is expected that an additional four vessels of this class will be ordered for long-range exploration and patrol duties, with full-scale production being considered, based on reports.







Crusader Class Fast Cruiser

Displacement	1,850,000 mt
Overall Length	301 m
Overall Draft	80 m
Overall Beam	192 m
Propulsion:	Two LF-41 Mod 1 energized-energized antimatter warp drive units (System Contractor: Leeding Energies, Sydney, Earth)
	One FIG-4 subatomic unified energy impulse unit (System Contractor: Kloratis Drives, Tellar)
	QASR-2 particle beam maneuvering thrusters (System Contractor: Scarbak Propulsion Systems, Earth)
	"Trentis IV" pulsed laser reaction control system (System Contractor: Orage Ijek, Aksajak, Andor)
Velocity:	Warp 7.0 Standard Cruising Speed
	Warp 9.3 Maximum Cruising Speed
	Warp 9.885 Maximum Attainable Velocity
Duration:	5 years, standard
Complement:	55 Officers
	145 Enlisted Crew
	50 Marines
	0 Passengers (Normal – Up to 50 Maximum)
	200 Total Crew (Standard)

Embarked Craft:	1 Danube Class Runabout
	2 Type 6 Personnel Shuttle
	2 Type 7 Personnel Shuttle
	1 Type 9A Cargo Shuttle
	2 Type 10 Combat Drop Shuttle
	2 Type 16 Shuttlepod
Navigation:	RAV / ISHAK Mod 3 Warp Celestial Guidance (System Contractor: Tlixis Ramab RRB, Coridan III)
Computers:	M-15 Isolinear III with LCARS interface software (System Contractor: Daystrom Computer Systems, Luna)
Phasers:	10 Type X Collimated Phaser Array (System Contractor: HiBeam Energies, Earth)
Missiles:	3 Mk 95 Quantum Torpedo Launchers (System Contractor: Loraxial, Andor)
Defense:	FSS Primary Force Field (System Contractor: Sylvanesti Shields, Alkara XV)
	FCE-2 Integrated Cloaking Device (System Contractor: Sylvanesti Shields, Alkara XV)
Life Support:	MM6 Modular Gravity Unit (System Contractor: Morris Magnatronics, Palyria, Mars)
	AL4 Life Support System (System Contractor: A'Alakon Landiss, Divallax, Andor)







U.S.S. Discovery

CE 79431 Class Exploratory Cruiser

“In many ways, the *Discovery* class is the modern successor to the *Ambassador* class cruiser.”

Discovery (CE 79431) Class Exploratory Cruiser

History, Design Philosophy & Purpose

In many ways, the *Discovery* class is the modern successor to the *Ambassador* class cruiser. Though the *Galaxy* class was designed to be her replacement, that ship incorporated so many different design and mission objectives that it really must be considered almost unique. She was, in many ways, the 24th century *Constitution* class. She was also extremely complicated and expensive. Once the twelve vessels originally funded were built, any thoughts to completing more were shelved as somewhat less-capable, but far more practical, designs like *Sovereign* and *Intrepid* entered service.

SHIPS SYSTEMS

Discovery is similar in form to the *Ambassador* and her dimensions are almost identical. However, she takes advantage of the almost half-century advancement in ship's systems since the *Ambassador* first entered service. In addition, *Discovery* is has been fitted with the absolute latest in warp drive, computer, and tactical systems, as well as also being the first class to be equipped with a variant of the quantum slipstream drive. The Koëller Uti HAN-210 Mk I drive allows a Warp equivalent of Warp 9.999.

SHIPS FACILITIES

Discovery – Class Exploratory Cruiser

Vessel Specifications & Related Data

Prototype Name:	U.S.S. <i>Discovery</i>
Construction Contract:	NCC-79431
Series:	Class 1B Starship
Design:	Cruiser
Type:	Exploratory Cruiser
Overall Length:	535 m
Overall Draft:	135 m
Overall Beam:	310 m
Displacement:	3,500,000 mt



One of the striking things of the *Discovery* is the arboretum located at the back of the primary saucer. Why such a thing on a Class One Starship? Just as studies with the *Galaxy* class showed having families aboard helped reduce stress on long-duration missions, having real trees, as opposed to simulations in a holodeck, were found to have a relaxing effect on crews. Whether such a thing becomes standard equipment on other starships, or even future ships of the *Discovery* class, is unknown.

CONSTRUCTION AND SHAKE-DOWN TRIALS

Discovery can trace her design lineage back to 2375 when it was decided to consider a new class of cruisers to replace the *Ambassador* and *Excelsior* class vessels reaching their spaceframe lifetimes. While the *Sovereign* class was entering general service, the vessel was quite expensive due to her latest technology loadout and it was hoped a more economical exploration platform could be procured.

Post-Dominion War Fleet focus was on combat vessels, so *Discovery* sat on the back-burner at ASDB until 2380, when Admiral Topa of Exploration Command asked the ASDB to reconsider the design. With the end of the Dominion War and the return of USS *Voyager*, Star Fleet wished to launch missions towards the Delta and Gamma Quadrants to explore and collect intelligence. Incredibly high-speeds are necessary for such trips, and the slipstream drive technology *Voyager* brought back was immediately pounced upon. Teams at the Starfleet Advanced Research Projects Agency had working prototypes by early 2380 and the drive was mounted on the *Galaxy (III)* class starship U.S.S. *Bright Star*, which made the first successful slipstream jump on June 15, 2381.


Drive retrofitting was nightmarish, however, and it was decided to fit the drive to the *Discovery* class. Production was approved in 2382 and the lead vessel launched in August of 2387 on her shake-down cruise and trials. Slipstream drive tests were extensive and all were successful. While the extreme cost and stress of the slipstream drive will prevent its mainline use in Star Fleet vessels for some time, though there are calls for additional *Discovery* class vessels to be procured for extreme deep-space exploration programs.







Discovery Class Exploratory Cruiser

Displacement	3,500,000 mt	Navigation:	RAV / ISHAK Mod 3 Warp Celestial Guidance (System Contractor: Tlixis Ramab RRB, Coridan III)
Overall Length	535 m	Computers:	M-16 Bio-Neural Gel Pack-Isolinear III with LCARS interface software (System Contractor: Daystrom Computer Systems, Luna)
Overall Draft	135 m	Phasers:	10 Type XIII Collimated Phaser Array (System Contractor: HiBeam Energies, Earth)
Overall Beam	310 m	Missiles:	3 Mk 100 Transphasic Torpedo Launchers (System Contractor: Loraxial, Andor)
Propulsion:	One HAN-210 Mk I Quantum Slipstream drive unit (System Contractor: Koëller Uti, Stuttgart, Earth) Two LF-46 Mod 1 energized-energized antimatter warp drive units (System Contractor: Cochrane Warp Dynamics, Minos al Rijil, Alpha Centauri VII) Two FIG-5 subatomic unified energy impulse units (System Contractor: Kloratis Drives, Tellar) QASR-2 particle beam maneuvering thrusters (System Contractor: Scarbak Propulsion Systems, Earth) "Trentis IV" pulsed laser reaction control system (System Contractor: Orage Ijek, Aksajak, Andor)	Defense:	FSS-M Multiphasic Primary Force Field (System Contractor: Sylvanesti Shields, Alkara XV)
Velocity:	Warp 7.0 Standard Cruising Speed Warp 9.5 Maximum Cruising Speed Warp 9.8 Maximum Attainable Velocity Warp 9.999 Slipstream Velocity	Life Support:	MM6 Modular Gravity Unit (System Contractor: Morris Magnatronics, Palyria, Mars) AL4 Life Support System (System Contractor: A'Alakon Landiss, Divallax, Andor)
Duration:	5 years, standard		
Complement:	100 Officers 410 Enlisted Crew 510 Total Crew (Standard)		
Embarked Craft:	2 Danube Class Runabout 2 Type 6 Personnel Shuttle 4 Type 7 Personnel Shuttle 2 Type 9A Cargo Shuttle 6 Type 16 Shuttlepod		







U.S.S. Eximius

CG 80077 Class Battlecruiser

“It is quite possible that the *Eximius* class will be the last “battlewagon” design put forward by the ASDB for the remainder of the century.”

Eximius (CG 80077) Class Battlecruiser

History, Design Philosophy & Purpose

Prior to 2370, the primary emphasis of Star Fleet was one of exploration, balanced with much lower emphasis placed on patrol and defensive duties. As we enter the middle of the 2380's, Star Fleet's focus for the past decade has been almost totally geared towards production of very powerful vessels whose exploratory capabilities were definitely not the design emphasis. However, with only small skirmishes with the Voth and Slobodan since the end of the Dominion War, Star Fleet has once again begun to return to the original force structure. It is quite possible that the *Eximius* class will be the last “battlewagon” design put forward by the ASDB for the remainder of the century.

SHIPS SYSTEMS

The *Eximius* class highlights the more angular design introduced into Star Fleet service starting with the *Prometheus* and now appearing in civilian vessels such as *Starblade*. The angled design helps deflect sensor sweeps as well as energy weapons fire, allowing the shield system to be more effective at the same power dissipation rate. The vessel is quite large, over five percent bigger than an *Excelsior* class heavy cruiser. She is also extremely well-armed, with Type XII phasers, pulse phasers, and quantum torpedo launchers. Like most post-Dominion War combat vessels, she is equipped with the FSS regenerative shield system. These systems require the M-16 computer system.

The class is designed to travel very quickly to a trouble spot and also to patrol large areas of space. Therefore, though some 30% smaller, the *Eximius* uses the same LF-44 warp drive system as the *Sovereign* class, allowing extremely high sustained warp speeds.

***Eximus* – Class Battlecruiser**

Vessel Specifications & Related Data

Prototype Name:	U.S.S. <i>Eximus</i>
Construction Contract:	NCC-80077
Series:	Class 1B Starship
Design:	Cruiser
Type:	Battlecruiser
Overall Length:	492 m
Overall Draft:	94 m
Overall Beam:	186 m
Displacement:	1,170,000 mt



SHIPS FACILITIES

As a battlecruiser, crew comfort is not her primary concern. Unlike most Star Fleet vessels, the crew quarters are somewhat spartan, to prevent objects from turning into weapons during combat. The cabins are also better protected against damage and are actually part of the ship's general structure, rather than just being units attached to the structural skeleton. The vessel has a small crew compliment, but excellent recreation facilities have been provided as these vessels undergo six-month patrols on a regular basis. There is extensive space available for transport of troops and their cargo.

CONSTRUCTION AND SHAKE-DOWN TRIALS

Once given the go-ahead, *Eximius* was laid down at the Andreseen Star Yards on March 3, 2381. Construction was completed, and the ship launched, on December 21, 2383. She was formally commissioned into service in June of 2384 and is currently completing her shakedown trials under the command of Captain Don 'Cleeve' Woligroski, the lead designer of the class. Funding for five vessels has been approved, with the Military Staff Committee currently considering procurement of an additional five ships.






Eximius Class Battlecruiser

Displacement:	1,170,000 mt	Computers:	M-16 Bio-Neural Gel Pack-Isolinear III with LCARS interface software (System Contractor: Daystrom Computer Systems, Luna)
Overall Length:	492 m	Phasers:	4 Type XIII Pulse Phaser Cannon (System Contractor: HiBeam Energies, Earth)
Overall Draft:	94 m	Phasers:	10 Type XII Collimated Phaser Array (System Contractor: HiBeam Energies, Earth)
Overall Beam:	186 m	Missiles:	3 Mk 95 Quantum Torpedo Launchers (System Contractor: Loraxial, Andor)
Propulsion:	Two LF-44 Mod 1 energized-energized antimatter warp drive units (System Contractor: Cochrane Warp Dynamics, Minos al Rjijil, Alpha Centauri VII) Two FIG-5 subatomic unified energy impulse units (System Contractor: Kloratis Drives, Tellar) QASR-2 particle beam maneuvering thrusters (System Contractor: Scarbak Propulsion Systems, Earth) "Trentis IV" pulsed laser reaction control system (System Contractor: Orage Ijek, Aksajak, Andor)	Defense:	FSS-M Multiphasic Primary Force Field (System Contractor: Sylvanesti Shields, Alkara XV)
Velocity:	Warp 6 Standard Cruising Speed Warp 9.7 Maximum Cruising Speed Warp 9.9+ Maximum Attainable Velocity	Life Support:	MM6 Modular Gravity Unit (System Contractor: Morris Magnatronics, Palyria, Mars) AL4 Life Support System (System Contractor: A'Alakon Landiss, Divallax, Andor)
Duration:	3 years, standard		
Complement:	100 Officers 300 Enlisted Crew 400 Total Crew (Standard)		
Embarked Craft:	0 Danube Class Runabout 2 Type 6 Personnel Shuttle 2 Type 7 Personnel Shuttle 2 Type 9A Cargo Shuttle 4 Type 16 Shuttlepod		
Navigation:	RAV / ISHAK Mod 3 Warp Celestial Guidance (System Contractor: Tlixis Ramab RRB, Coridan III)		







U.S.S. Frontier

CR 80426 Class Heavy Cruiser

The *Frontier* class is an attempt to bridge the gap between the...*Intrepid* class and the larger *Galaxy* and *Sovereign* class explorers.

Frontier (CH 80426) Class Heavy Cruiser

History, Design Philosophy & Purpose

It is plain to see that vessels like the *Galaxy* and *Sovereign* are incredible vessels in terms of their versatility and performance. They also, unfortunately, are expensive to build (even with modern pre-fabrication technology) and operate. Yet the need for large cruiser-type vessels cannot be overstated enough.

The *Frontier* class is an attempt to bridge the gap between the more cost-effective, though not as effective, ships like the *Intrepid* class and the larger *Galaxy* and *Sovereign* class explorers. It incorporates design features and technologies from the larger vessels in a package smaller and inexpensive platform. The result is a vessel more-capable than the *Intrepid* without the high costs of the *Sovereign*.

SHIPS SYSTEMS

It is easy to see the influence of the *Galaxy* and *Sovereign* classes in the design of the *Frontier* class. The secondary hull is almost identical in style to that found on the *Galaxy*, while the saucer shares design features common to both. The LF-41 warp drive is more than sufficient for a vessel that masses almost two million metric tons less than a *Galaxy* class while providing significant cost and operational savings over the *Sovereign*. Weapons are nine Type XII phasers and two Mk. 95 quantum torpedo launchers. The M-16 Isolinear III computer was installed to maximize flexibility.

***Frontier* – Class Heavy Cruiser**

Vessel Specifications & Related Data

Prototype Name:	U.S.S. <i>Frontier</i>
Construction Contract:	NCC-80426
Series:	Class 1B Starship
Design:	Cruiser
Type:	Heavy Cruiser
Overall Length:	457 m
Overall Draft:	78 m
Overall Beam:	195 m
Displacement:	3,205,000 mt




SHIPS FACILITIES

While derided by some as a “cruise ship”, it is a proven fact that *Galaxy* class crews rate their accommodations as the best in the Fleet. As such, it was decided to fit them to the *Frontier*. This results in about 15% smaller crew and cargo compared to *Sovereign* class fittings, but the crews are much more comfortable and the enhanced automation negates the need for a large crew.

CONSTRUCTION AND SHAKE-DOWN TRIALS


The *Frontier* class proposal was presented to the ASDB in 2383 and quickly approved. Production at Utopia Planitia began in 2384 and the vessel was completed in mid-2390. The ship passed her shakedown and PSA trials with flying colors and the general consensus is this vessel will see volume production soon.

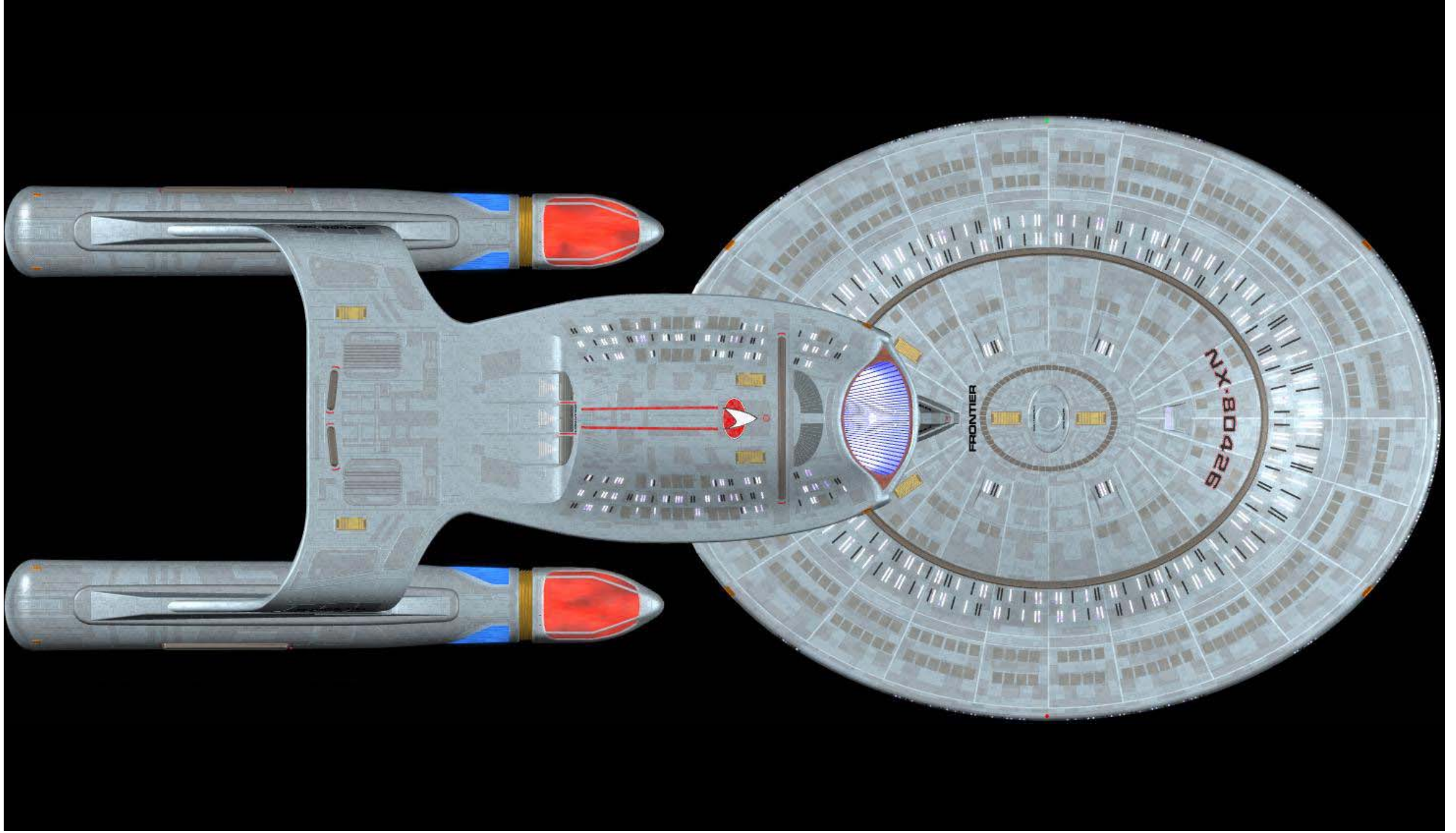




Frontier Class Heavy Cruiser

Displacement	3,205,000 mt	Computers:	M-16 Bio-Neural Gel Pack-Isolinear III with LCARS interface software (System Contractor: Daystrom Computer Systems, Luna)
Overall Length	457 m	Phasers:	9 Type XII Collimated Phaser Array (System Contractor: HiBeam Energies, Earth)
Overall Draft	78 m	Missiles:	2 Mk 95 Photon Torpedo Launchers (System Contractor: Loraxial, Andor)
Overall Beam	195 m	Defense:	FSQ/2 Primary Force Field (System Contractor: Charlottes Shields, Earth)
Propulsion:	Two LF-41 Mod 1 energized-energized antimatter warp drive units (System Contractor: Cochrane Warp Dynamics, Alpha Centauri V) Two FIG-5 subatomic unified energy impulse units (System Contractor: Kloratis Drives, Tellar) QASR-2 particle beam maneuvering thrusters (System Contractor: Scarbak Propulsion Systems, Earth) "Trentis IV" pulsed laser reaction control system (System Contractor: Orage Ijek, Aksajak, Andor)	Life Support:	MM6 Modular Gravity Unit (System Contractor: Morris Magnatronics, Palyria, Mars) AL4 Life Support System (System Contractor: A'Alakon Landiss, Divallax, Andor)
Velocity:	Warp 6.0 Standard Cruising Speed Warp 9.0 Maximum Cruising Speed Warp 9.3 Maximum Attainable Velocity		
Duration:	5 years, standard		
Complement:	90 Officers 325 Enlisted Crew 0 Passengers (Normal – Up to 12000 maximum) 415 Total Crew (Standard)		
Embarked Craft:	2 <i>Danube</i> Class Runabout 2 Type 6 Personnel Shuttle 2 Type 7 Personnel Shuttle 2 Type 9A Cargo Shuttle 4 Type 16 Shuttlepod		
Navigation:	RAV / ISHAK Mod 3 Warp Celestial Guidance (System Contractor: Tlixis Ramab RRB, Coridan III)		





New from the Yards...
Frigates:



U.S.S. Cantell

FR 74851 Class Frigate

Cantell (FR 74851) Class Frigate

History, Design Philosophy & Purpose

“The *Cantell* class was heavily influenced by the *Intrepid* class in her design.”

The *Cantell* class is an attempt to leverage the excellent design and technologies of the *Intrepid* class into a vessel roughly twenty-five percent smaller in size and forty percent cheaper to produce. Star Fleet knew they had a winner on their hands with the *Intrepid*, however they began to worry that vessels of this class would spend more time patrolling than exploring with the deteriorating relations with the Dominion. Star Fleet's most modern frigate, the *Norway* class, had been designed for exploration over patrol, and they were outclassed by their Jem'Hadar counterparts. Star Fleet knew they needed to enhance their force structure quickly and inexpensively, and the *Cantell* class looked tailor-made for the role.

SHIPS SYSTEMS

The *Cantell* class was heavily influenced by the *Intrepid* class in her design. The *Cantell* uses the LF-40 warp drive system from Leeding Energies, though in a nacelle similar to the Cochrane Warp Dynamics LF-45 found in the *Sovereign* and *Prometheus* class cruisers. The nacelle design provides additional performance without the extreme cost of the LF-45 variable-geometry system found on the *Intrepid*. The *Cantell* is equipped with the M-16 Isolinear III computer system. Her weapons mix reflects that on *Intrepid*, with six Type X phasers and three Mk. 95 quantum torpedo launchers, making her much more powerful than the *Norway* class.

SHIPS FACILITIES

Frigates are normally not the most luxurious of Star Fleet vessels, however the *Cantell* uses the same interior fittings of the *Intrepid*, which puts her a cut above her peers in the *New Orleans* and *Norway* classes. The *Cantell* has been fitted with part of the sensor suite found on the *Intrepid*

***Cantell* – Class Frigate**

Vessel Specifications & Related Data

Prototype Name:	U.S.S. <i>Cantell</i>
Construction Contract:	NCC-74851
Series:	Class 1B Starship
Design:	Frigate
Type:	Frigate
Overall Length:	260 m
Overall Draft:	50 m
Overall Beam:	100 m
Displacement:	585,000 mt



class, as space considerations prevent the entire suite from being fitted.

CONSTRUCTION AND SHAKE-DOWN TRIALS


Unfortunately, the War started before the design was even through her first pass, and the class was shelved as all resources were directed to the War Effort. With hostilities ending in 2376, the ASDB once again picked up the design, which was approved in 2378. The first prototype was laid down in 2380 and completed within eighteen months. The ship scored quite well on her shakedown and commissioning trials, and received a favorable review to the Military Staff Committee. This will be compared with the results from the *Katana* class to decide which vessel will receive a production contract.







Cantell Class Frigate

Displacement	585,000 mt	Computers:	M-16 Bio-Neural Gel Pack-Isolinear III with LCARS interface software (System Contractor: Daystrom Computer Systems, Luna)
Overall Length	260 m	Phasers:	5 Type X Collimated Phaser Array (System Contractor: HiBeam Energies, Earth)
Overall Draft	50 m	Missiles:	2 Mk 95 Quantum Torpedo Launchers (System Contractor: Loraxial, Andor)
Overall Beam	100 m	Defense:	FSQ Primary Force Field (System Contractor: Charlottes Shields, Earth)
Propulsion:	Two LF-44 Mod 1 energized-energized antimatter warp drive units (System Contractor: Cochrane Warp Dynamics, Minos al Rijil, Alpha Centauri VII) One FIG-4 subatomic unified energy impulse unit (System Contractor: Kloratis Drives, Tellar) QASR-2 particle beam maneuvering thrusters (System Contractor: Scarbak Propulsion Systems, Earth) "Trentis IV" pulsed laser reaction control system (System Contractor: Orage Ijek, Aksajak, Andor)	Life Support:	NAG2 Modular Gravity Unit (System Contractor: New Amsterdam Gravitics, New Amsterdam, Alpha III) AL3 Life Support System (System Contractor: A'Alakon Landiss, Divallax, Andor)
Velocity:	Warp 8.0 Standard Cruising Speed Warp 9.5 Maximum Cruising Speed Warp 9.7 Maximum Attainable Velocity		
Duration:	5 years, standard		
Complement:	25 Officers 65 Enlisted Crew 90 Total Crew (Standard)		
Embarked Craft:	1 Aerowing Type Runabout 2 Type 6 Personnel Shuttle 0 Type 7 Personnel Shuttle 0 Type 9A Cargo Shuttle 4 Type 16 Shuttlepod		
Navigation:	RAV / ISHAK Mod 3 Warp Celestial Guidance (System Contractor: Tlixis Ramab RRB, Coridan III)		







U.S.S. Katana

FR 74900 Class Frigate

With her larger size, the *Katana* can fit the same interior fittings of the *Intrepid* without sacrificing as much space as the *Cantell*.

Katana (FH 74900) Class Heavy Frigate

History, Design Philosophy & Purpose

In addition to the *Cantell* class, Star Fleet also looked into a simpler design of similar dimensions to the *Intrepid*. This design would also omit the variable-geometry warp nacelles, but would maintain the excellent accommodation and sensor platforms of the *Intrepid*. It would be both cheaper and quicker to produce than an *Intrepid*, with cost and production time savings of roughly 25%. In general, such a vessel should also be classified as a "cruiser", especially due to its armament, but the decision was made to classify it as a Heavy Frigate as it is a less-advanced design than the *Intrepid*.

SHIPS SYSTEMS

Like the *Cantell*, the *Katana* class was heavily influenced by the *Intrepid* class in her design. The *Katana* actually shares more of a visual influence with the *Intrepid* than the *Cantell*, however its greater mass and less advanced drive system make it a slower vessel than the *Cantell*. The *Katana* uses the LF-30 series of warp drive, which offers excellent performance and economy. Weaponry is impressive, with eight Type X phaser strips and two Mk. 95 quantum torpedo launchers. The M-15 Isolinear III computer system was fitted due to lower space requirements and cost.

SHIPS FACILITIES

With her larger size, the *Katana* can fit the same interior fittings of the *Intrepid* without sacrificing as much space as the *Cantell*. The *Katana* uses

***Katana* – Class Heavy Frigate**

Vessel Specifications & Related Data

Prototype Name:	U.S.S. <i>Katana</i>
Construction Contract:	NCC-74900
Series:	Class 1B Starship
Design:	Frigate
Type:	Heavy Frigate
Overall Length:	313 m
Overall Draft:	60 m
Overall Beam:	103 m
Displacement:	680,000 mt



the same sensor suite and science facilities of the *Intrepid* which, along with the larger crew, make it a more effective, though pricier, platform than the *Cantell*.

CONSTRUCTION AND SHAKE-DOWN TRIALS

The first prototype was laid down in 2380 after the *Cantell*. Construction was twenty-eight months and the vessel is currently undergoing her Post Shakedown Availability (PSA) testing. Once complete, it will be compared with the results obtained from the *Cantell*.





Katana Class Heavy Frigate

Displacement	680,000 mt
Overall Length	313 m
Overall Draft	60 m
Overall Beam	103 m
Propulsion:	Two LF-30 Mod 1 energized-energized antimatter warp drive units (System Contractor: Leeding Energies, Earth)
	One FIG-4 subatomic unified energy impulse unit (System Contractor: Kloratis Drives, Tellar)
	QASR-2 particle beam maneuvering thrusters (System Contractor: Scarbak Propulsion Systems, Earth)
	"Trentis IV" pulsed laser reaction control system (System Contractor: Orage Ijek, Aksajak, Andor)
Velocity:	Warp 9.0 Standard Cruising Speed
	Warp 9.975 Maximum Cruising Speed
	Warp 9.98 Maximum Attainable Velocity
Duration:	5 years, standard
Complement:	30 Officers
	85 Enlisted Crew
	0 Passengers (Normal – Up to 50 Maximum)
	115 Total Crew (Standard)

Embarked Craft:	1 Aerowing Type Runabout
	2 Type 6 Personnel Shuttle
	2 Type 7 Personnel Shuttle
	1 Type 9A Cargo Shuttle
	2 Type 16 Shuttlepod
Navigation:	RAV / ISHAK Mod 3 Warp Celestial Guidance (System Contractor: Tlixis Ramab RRB, Coridan III)
Computers:	M-15 Isolinear II with LCARS interface software (System Contractor: Daystrom Computer Systems, Luna)
Phasers:	8 Type X Collimated Phaser Array (System Contractor: HiBeam Energies, Earth)
Missiles:	2 Mk 95 Quantum Torpedo Launchers (System Contractor: Loraxial, Andor)
Defense:	FSQ Primary Force Field (System Contractor: Charlottes Shields, Earth)
Life Support:	MM6 Modular Gravity Unit (System Contractor: Morris Magnatronics, Palyria, Mars)
	AL4 Life Support System (System Contractor: A'Alakon Landiss, Divallax, Andor)





In the Design Tank...



U.S.S. Omar Khayyam

CE 79001 Class Exploratory Cruiser

“What makes (the *Khayyam*) special is her ability to be used for space/time exploration and research.”

Hubble (CE 79001) Class Exploratory Cruiser

History, Design Philosophy & Purpose

The *Hubble* Class was conceived and designed by Captain Tru'on Star of Andor as a dual role multi-mission/mission specific research vessel. The vessels are small and based on mostly tried-and-true technologies. The second vessel of this class is to be a very special one. Designated the U.S.S. *Omar Khayyam*, what makes her special is her ability to be used for space/time exploration and research.

The last vessel capable of “regular” time-travel was the timeship U.S.S. *Lynx* (TS 4600), built from a *Monoceros* class scout and commissioned in 2285. The ship operated on the principle of “cold start” matter/anti-matter integration first discovered by the USS *Enterprise* in 2266 around the planet Psi 2000. This process required matter and anti-matter to be thrown together prior to reaching what is generally considered safe operating temperature. The resulting energy release tears a hole in space/time, throwing the ship either forward or backwards in time, depending on the “warp momentum”. The process was extremely tough on the warp drive system and required extensive reworking and modifications. Due to the risks, the ship never ventured “forwards” in time, making only trips back. For the most part, these trips were to observe stellar phenomena and a few major historical events (such as the Terran Eugenics Wars). A total of twelve trips were made over a period of two years before the drive system reached a point of needing complete overhaul. Also, stress fractures along the hull and such brought into serious question the integrity of the ship for future “jumps”. In addition, the vessel had been mired in controversy since the project’s inception, as various factions squabbled on how to use the ship. In the end, the vessel was declared unspaceworthy and scrapped. No further vessels were produced, as the benefits were far outweighed by the costs and risks.

Since the discovery of the “Guardian of Forever” by the USS *Enterprise* in 2267, the world that the artifact resides on has been one of the most closely guarded planets in the galaxy. Starfleet maintains a robust defense around the system and a large orbital facility, known as *Infinity Station*, serves as both a defensive structure and as a base for the teams of Federation scientists in temporal mechanics, temporal dynamics,

Hubble – Class Exploratory Cruiser

Vessel Specifications & Related Data

Prototype Name:	U.S.S. <i>Hubble</i>
Construction Contract:	NCC-79001
Series:	Class 1B Starship
Design:	Cruiser
Type:	Exploratory Cruiser
Overall Length:	252 m
Overall Draft:	44 m
Overall Beam:	236 m
Displacement:	555,000 mt



archeology, quantum physics, and other disciplines that have studied the artifact and the surrounding ruins. The Federation Science and Security Councils also created the Department of Temporal Investigations and charged it with both investigating attempted and actual temporal incidents, as well as preventing them from happening. Part of the “defense” is a group known only by their code name – “Timepiece”. They serve as part of the “Infinity Project” stationed at *Infinity Station*.

SHIPS SYSTEMS


The *Omar Khayyam* is very similar to her *Hubble* sisters, however she has been fitted with additional components specifically-tuned for her space/time duties. The primary role of the vessel remains scientific research, with the ability to remain on-station for indeterminate duration and take care of itself far from normal support resources.

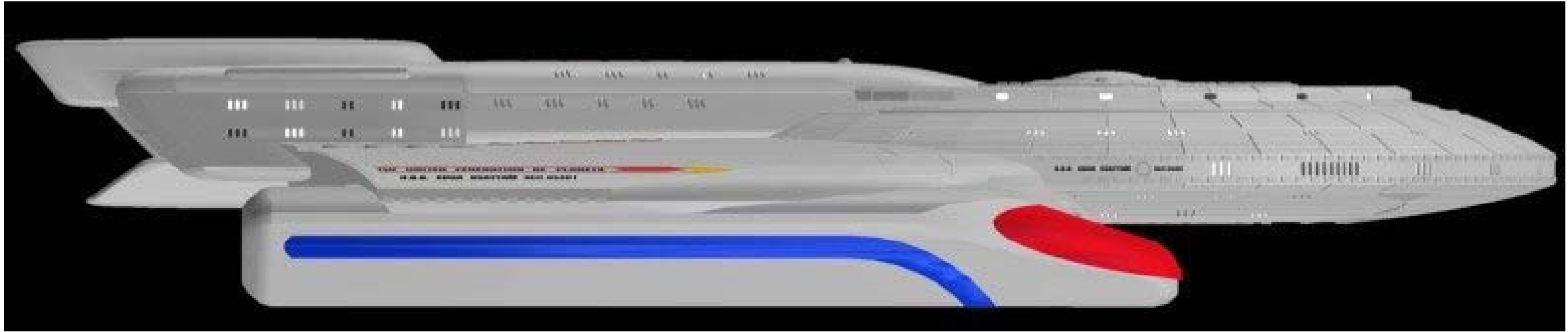
The centerpiece of the vessel is her Trans-Finite Quantum Superstring Space Fold Propulsion Unit. In 2379, the Tae'Lon proved that principles centered around the nature of space-time as it related to quantum superstring structures could be used to negate the mass of an object as it approached C . This discovery opened a floodgate of new theories eventually led to the building of the first “Trans-Finite” drive in 2382, which allowed equal velocity through either space or time. After a series of tests in unmanned prototypes, it was decided to integrate the drive into a functional starship. Brigadier General Robb Jackson, Director of Timepiece, chose the *Hubble* class both because it's systems were compatible with the mission parameters undertaken by Timepiece and because the vessels were based on extremely reliable technologies.

The *Hubble* Class exhibits a new innovation in hull design. The primary (saucer) hull can detach from the secondary (engineering hull) and operate independently. While this concept in and of itself is not new, the systems that allow the primary hull to successfully land on a planet's surface and return to the secondary hull are. These systems gives the primary hull the ability to act as a planetary science station for those planets with less than hospitable atmospheres and where the particular research needs to be onsite. The entire hull incorporates advanced ECM/ECCM devices to reduce the risk of detection by developing cultures. Enhanced adjustable bandwidth sensor arrays for extensive research and multi-purpose research laboratories throughout the vessel give it a large, comprehensive research base. Quad impulse engines give additional in-system maneuverability with its high power to mass ratio.

The *Hubble* is able to maintain sustained warp speeds for extended periods of time and its solid shape easily provides an enhancement lattice matrix for a highly stabilized expanded warp field, 4 times that of a comparable sized starship's maximum extent.

This combination of systems and design allows the cruiser to explore away from the more populated areas of Federation space where assistance may not be immediately available. The *Hubble*, with its narrow front silhouette and the direct connection between the primary and secondary hulls reduces its silhouette. The smaller size makes it both swift and difficult to target. The use of a rear mounted photon torpedo launcher enables the vessel to retreat, while fully able to defend itself.

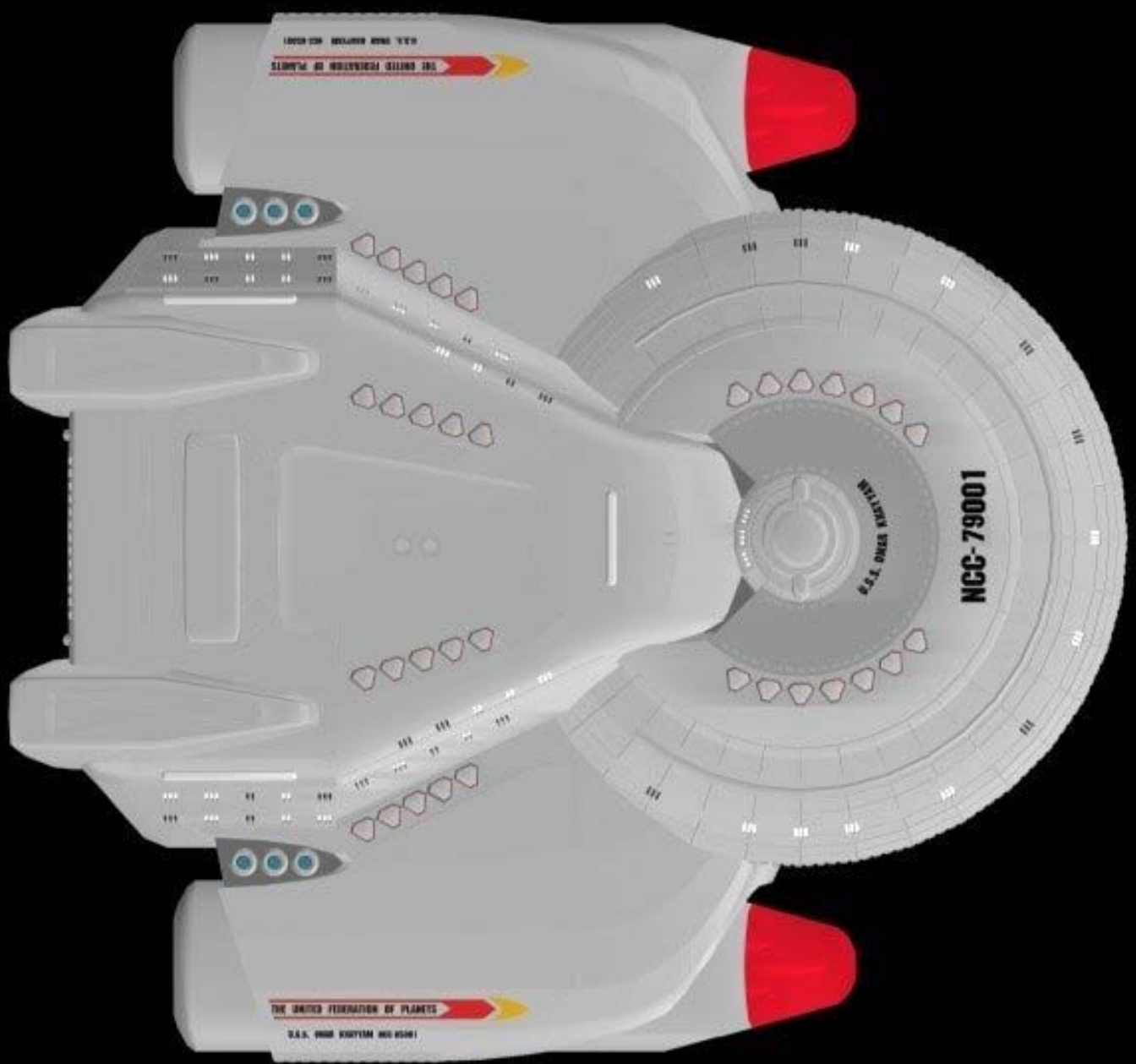





Hubble Class Exploratory Cruiser

Displacement	555,000 mt
Overall Length	252 m
Overall Draft	44 m
Overall Beam	236 m
Propulsion:	Two LF-40 Mod 1 energized-energized antimatter warp drive units (System Contractor: Leeding Energies, Earth) One Trans-Finite Quantum Superstring Space Fold Propulsion Unit (System Contractor: Tae'Lon) Four FIG-2 subatomic unified energy impulse units (System Contractor: Kloratis Drives, Tellar) QASR-2 particle beam maneuvering thrusters (System Contractor: Scarbak Propulsion Systems, Earth) "Trentis IV" pulsed laser reaction control system (System Contractor: Orage Ijek, Aksajak, Andor)
Velocity:	Warp 9.0 Standard Cruising Speed Warp 9.975 Maximum Cruising Speed Warp 9.999+ Maximum Attainable Velocity
Duration:	5 years, standard
Complement:	67 Officers 158 Enlisted Crew 10 Civilian Experts 235 Total Crew (Standard)
Embarked Craft:	2 <i>Eidani</i> Class Runabout 6 Type 6 Personnel Shuttle 4 Type 10 Combat Drop Shuttle 3 Type 16 Shuttlepod

Navigation:	RAV / ISHAK Mod 2 Warp Celestial Guidance (System Contractor: Tlixis Ramab RRB, Coridan III)
Computers:	M-16 Bio-Neural Gel Pack-Isolinear III with LCARS interface software (System Contractor: Daystrom Computer Systems, Luna)
Phasers:	2 "Talon" Multi-Directional Phaser Cannon (System Contractor: Asakaze Ordinance Systems, Ltd., Earth) 2 Type X Collimated Phaser Array (System Contractor: HiBeam Energies, Earth) 5 Type IX Collimated Phaser Array (System Contractor: HiBeam Energies, Earth)
Missiles:	3 Mk 75 Quantum Torpedo Launchers (System Contractor: Loraxial, Andor)
Defense:	FSP/2 Primary Force Field (System Contractor: Sylvanesti Shields, Alkara XV) CIDSS/WADE (Close-In Defector Shield System/Wide Angle Deflector Emitter) (System Contractor: Prentice-Schafer Inc., Mars) "Heavy" Deflector Supplement (System Contractor: Prentice-Schafer Inc., Mars) Prentice-Schafer SPE (Sentry Protective Envelope deflector/force field system) (System Contractor: Prentice-Schafer Inc., Mars) Metaphasic Deflector Shields (System Contractor: Reyga Enterprises; Ferengi)
Life Support:	MM5/2 Modular Gravity Unit (System Contractor: Morris Magnatronics, Palyria, Mars) AL2 Life Support System (System Contractor: A'Alakon Landiss, Divallax, Andor)





Appendix...

Team Neko

DEFINITION AND CONCEPTION

Team Neko is the designation for the Star Fleet Advanced Engineering Group, whom are charged with developing new starship technologies.

When he was named Chairman of the ASDB, the Rear Admiral Chris Wallace chose the first *Galaxy (III)* Class Large Exploratory Cruiser, the U.S.S. *Bright Star* (CKE 71875) to serve as the Test-Bed Vessel of the ASDB. As opposed to using the specialized prototype test crew (Cathedral Unit), the original test crew for the *Bright Star* were selected from various personnel who were chosen for their particular skills and experience aboard *Galaxy* and *Nebula* class starships. This was due to the significant changes that had been incorporated into the *Galaxy (III)* class as well as Admiral Wallace's desire to train an R&D testing crew who would also serve as the ship's Command Crew. Known as "Team Kempo", it was thus composed of some of Starfleet's best officers in each discipline, and all are considered experts in their respective fields.

Though the program was a successful one, constantly pulling a *Galaxy (III)* class vessel out of service to install and test new systems proved to be a serious hindrance to Star Fleet Operations, which had a large backlog of missions for these ships. There was also some grumbling that the *Galaxy (III)* class starship U.S.S. *Werner Von Braun* was already the ASDB's Engineering Test bed, and could probably perform the same functions that the *Bright Star* was currently handling, thereby freeing up the ship.

As Chief of Fleet Operations, Rear Admiral Wallace began to consider such an idea when war with the Dominion broke out, placing those plans

on hold. At the end of the War, now Vice Admiral Wallace left Fleet Operations and accepted the Chairmanship of the Starfleet Spacecraft Design Advisory Commission. Over the next twelve months, he developed the concept of the Star Fleet Advanced Engineering Group to perform the same functions that the *Bright Star* and Team Kempo were.

Initially, SFAEG considered using a *Sovereign* class heavy cruiser, but *Werner Von Braun* was already large enough to handle new propulsion systems, as well as *Sovereign's* being in short supply, they decided to use the *Intrepid* class as the starship platform. This plan dovetailed well with another of Admiral Wallace's — that of creating a Fleet "Think Tank" to the best and brightest of various disciplines under one "roof" so to speak.

As for their name, "Neko" is the Japanese word for "cat". It is a play off of the name of their ship, the U.S.S. *Jaguar* (CA 74750). Team Neko consists of:



ABOUT THE PUBLISHING TEAM



Chief Editor and Publisher: Admiral Chris Wallace

The current Chief of Star Fleet Operations, Admiral Wallace also served as the Executive Director of the *Galaxy* and *Galaxy (II)* Class starship development projects and is a former Chairman of the Advanced Starship Design Bureau. He was the Commanding Officer of both the U.S.S. *Bright Star* and U.S.S. *Galaxy*.



Layout Consultant: Sakura Shinguji

Ms. Shinguji serves as the Director of Publications for Panda Press Interstellar.



Project Coordinator: Captain Belldandy Morisato

Captain Morisato has served as the Project Coordinator for most of DTS and ASDB's technical publications. She is the Executive Officer of the U.S.S. *Bright Star*.



Strategic Editor: Commander Natsumi Tsujimoto

Commander Tsujimoto serves as the Tactical Officer aboard the U.S.S. *Bright Star* and served on the battle planning and management staffs for most of the Dominion War's largest engagements.



Production Editor: Rear Admiral Kurt Roithinger

The former commander of the *Space Station Nexus*, Rear Admiral Roithinger has worked on a number of Star Fleet projects.



Technical Editor: Admiral Alex Rosenzweig

Admiral Rosenzweig is the current Director of the Star Fleet Department of Technical Services, as well as the Director of the Office of Technical Information. He has chaired numerous Star Fleet committees and panels, including the commission that oversaw the loss of the U.S.S. Enterprise at Veridian III.



Engineering Consultant: Lieutenant Commander Skuld

The Chief Engineering Officer of the U.S.S. *Bright Star*, Commander Skuld served on the *Galaxy (II)* Class Starship Development Project and is considered one of the top field engineers in Star Fleet.



Systems Analyst: Rear Admiral Carsten Pedersen

Considered one of the premiere designers at Star Fleet R&D, Admiral Pedersen has lent his talents to most of the starship designs put into production over the past decade.



Naval Liaison: Rear Admiral John Scharmen

Admiral Scharmen serves as the Naval Liaison between Star Fleet Operations and the Star Fleet Spacecraft Design Advisory Commission.



Graphics: Commodore David Pipgras

Commodore Pipgras is the Director of the Region Five Office of Graphic Design.



Historical Liason: Lieutenant General Scott A. Akers

General Akers serves as the Chief Historian of Star Fleet and assisted with the background histories of each class.



Support Staff: Doctor Rick Sternbach

Doctor Sternbach serves on the Advanced Propulsion Unit of the Advanced Starship Design Bureau. He was a senior member of the *Galaxy*, *Sovereign*, *Intrepid*, and *Defiant* Class Starship Development Projects.



Support Staff: Doctor Michael Okuda

Doctor Okuda serves on the Advanced Propulsion Unit of the Advanced Starship Design Bureau. He was a senior member of the *Galaxy*, *Sovereign*, *Intrepid*, and *Defiant* Class Starship Development Projects.



Support Staff: Doctor Graham Kennedy

A senior analyst with the Daystrom Technical Institute, Doctor Kennedy provided technical data for this publication.



Senior Consultant: Dr. Bernd Schneider, PhD.

Dr. Schneider is the Dean of the School of Astronautics at Annapolis. He is considered an expert of Vulcan and other alien spacecraft and has written numerous articles for PPI.

CREDITS

TEXT CREDITS

CHRIS WALLACE

COVER ILLUSTRATION

KURT ROITHINGER

SSDAC LOGO AND UTOPIA PLANITIA FLEET YARDS LOGO

DAVID PIPGRAS

STARSHIP DEVELOPMENT PROJECT LOGOS

CHRIS WALLACE AND DAVID PIPGRAS

PERSONNEL PLAQUES

CHRIS WALLACE AND KURT ROITHINGER

ART CREDITS

CANTELL CLASS IMAGES BY:

CRUSADER CLASS IMAGES BY:

DISCOVERY CLASS IMAGES BY:

EXIMIUS CLASS IMAGES BY:

FRONTIER CLASS IMAGGES BY:

JAGUAR CLASS IMAGES BY:

KATANA CLASS IMAGES BY:

OMAR KHAYYAM IMAGES BY:

CHRIS "CJ" BRANDHORST (<http://www.chronoworx.myweb.nl/>)

MIKE WRIGHT AND NATHAN THOMAS

DAN CROUT AND MIKE TRIPP (<http://ansolon-one.com/amberjack/>)

DON WOLIGROSKI (<http://www.staryards.com>)

F. PASSARO (<http://www.scifi-meshes.com>)

SAROD (<http://www.pp.htv.fi/khamalai/voyager.htm>)

DON WILLITS (<http://63.226.248.113/>)

ANDREW J. HODGES (<http://members.tripod.com/~devilsworld6>)

TOM VARVESOS (<http://www.scifi-art.com>)

SCOTT CROWN (<http://theinfinityproject.org/omar/externalview.htm>)

STARFLEET PROTOTYPE

A Joint Publication of the Starfleet Advanced Starship Design Bureau and
Panda Press Interstellar

Printed in the United States by Panda Press Interstellar