

**JEAN-CLAUDE SORBE
IN MEMORIAM**
PAGE 2

**VADIM V. TAKHTEEV
IN MEMORIAM**
PAGE 6

BIBLIOGRAPHY
PAGE 11

ICA 19
PAGE 64

“THE OLD PHOTO”
PAGE 65

AMPHIPOD NEWSLETTER 44

Dear Amphipodologists,

We hope this newsletter finds of you safe and healthy. The time since many of us last met in Dijon for a wonderful week of amphipodology has been difficult and heartbreaking. Many of us have also been sent into isolation and “home-officing”, and the daily contact with our colleagues is now more than ever depending on emails and electronic platforms for contact. Conferences and meetings are rapidly being moved to electronic platforms or postponed, the latter being the case for our beloved ICA, see more about that on page 64.

We are happy to see that the facebook group is active, and our bibliography might give indication that, for some of us, the time away from the lab has brought about the possibility to focus on writing. Writing publications is not an easy task when combined with homeschooling or care for family-members and neighbours “locked up” in their homes, and we are very impressed with the 397 publications the bibliography presents. Also, make sure to check out the last page for a new feature: “the old photo”. We hope this will bring happy memories to some, and pleasure to all.

2020 has also seen the debate of scientific recognition (in the form of impact factor) for one of the journals several of our taxonomy-oriented colleagues are using - Zootaxa. After a month of not being considered for IF, we are happy the journal again is “counted”.

We have lost our cherished fellow amphipodologists Jean-Claude Sorbe and Vadim V. Takhteev since we published the last newsletter, and in their honour we bring their In Memoriams, written by their friends and colleagues. Augusto Vigna Taglianti, known to many for his work on amphipods with Sandro Ruffo, is remembered in *Fragmenta ecologica* 51(2): 105-125 (2019).

Wim and Anne Helene

Statistics from this Newsletter

4 new higher taxa
7 new families
3 new subfamilies
19 new genera
92 new species

Jean-Claude Sorbe In Memoriam

Jean-Claude Sorbe died at the end of 2019 following a heart attack after a trek in the Pyrénées, an activity that was one of his passions.

On my return from Quebec in 1987, after having done part of my post-doctorate with the Professor Pierre Brunel of the University of Montreal on the suprabenthic communities of the Gulf of St-Lawrence, and built a suprabenthic sledge inspired of Brunel type, that we started working together in 1989 as part of the thesis of Marta Elizalde.



Jean-Claude in the collections at the Arcachon Marine Station, from Le Bassin Magazine, 2011

Like several researchers who worked on the stomach contents of the demersal fish, Jean-Claude was impressed by the number of crustaceans consumed by these fish living near the sea bottom, while their abundance sometimes seems low in the benthic sampling with dredges or grabs gears.

Born in 1947, in the Dordogne, to whom he remained strongly attached, and where he learned his first experience with the natural sciences in the sampling of freshwater aquatic environments, he studied natural sciences at the University and completed his postgraduate thesis in 1972 at the University of Aix-Marseille on the ecology and food ethology of the demersal fish from the southern continental shelf of the Bay of Biscay. During his thesis, he collected fish offshore Arcachon by embarking on professional trawlers. After a period of cooperation as a teacher in Algeria, he returned to France where he was appointed as a researcher at the Centre National de la Recherche Scientifique (CNRS) in the late 1970s.

It was, in 1978, that he used for the first time a suprabenthic sledge off the Basque Country on the continental shelf at a depth of about 100 m. Then he built several sledges before arriving at a more definitive form allowing both to sample the water-sediment interface and the first meter of the water layer just above the bottom. Hyperbenthos – Suprabenthos was the subject of long discussions and questions that we had, and Jean-Claude even questioned the French Academy which confirmed that the right term was the suprabenthos.

The suprabenthos fascinated Jean-Claude all the rest of his career punctuated by the defence of his '*thèse d'Etat*' in 1984 at the University of Bordeaux on the subject: Contribution to the knowledge of the suprabenthic communities from the southern part of the Bay of Biscay. It was in this area that Jean-Claude had made more his samplings of the bathyal fauna of the continental slope often difficult to sample given the depth and the presence of canyons. The canyons of Cap Ferret and Cape Breton had no secrets for Jean-Claude, it was there that he made the greatest part

of his sampling at sea on oceanographic boats and in particular the 'Côte d'Aquitaine', with which he explored the upper part of the continental slope with *Marat*, and I was able to participate in some campaigns with Jean-Claude and *Marat*, then it went deeper up to 3,000 m in the canyons of Cape Breton and Cape Ferret. It was an opportunity for him to participate in national programs coordinated by his laboratory colleagues on the functioning of the deep ecosystem of the southeast Bay of Biscay.

I also had the pleasure of participating with Jean-Claude in an expedition south of the Azores to explore the deep seamounts in 1993 aboard the Oceanographic Vessel *the Suroit*. We were able to sample the suprabenthos from the seamount summits like Meteor and Atlantis but also on the slope up to 2250 m. In the mid-1990s, a publication began, on the presence of the neritic mysid *Anchialina agilis* on these offshore systems. This project was orphaned. It remains for me to finish this paper; it will be my tribute to Jean-Claude.

During the campaigns at sea, I was able to appreciate how happy Jean-Claude was and participated in the life of the researchers on board with very good relations with all the crews of the oceanographic ships. This was in contrast to Jean-Claude at the Arcachon Marine Station, where he was seen as a discreet or secret researcher, often working alone and asking very little for the laboratory's financial resources. However, he has also helped many students and doctoral students at the Arcachon Marine Station in the identification of crustaceans including amphipods. Moreover, it was most often with his own resources that he financed part of the small material needed for his collections and his participation in national or international scientific conferences and symposia, often accompanied by his wife Aouda, who actively and continuously participated in the sorting of Jean-Claude's many samples. She regularly came to the laboratory to help Jean-Claude; his brutal death is a terrible ordeal for her as their relationship was so close.

Jean-Claude had always much international collaboration, especially with many Spanish and Portuguese colleagues. He published many notes on the suprabenthos with several colleagues including Joan Cartes, Carlos San Vicente, Jordi Corbera, Inmaculada Frutos with whom he worked in recent years of his scientific activity. He also made some publications with our colleague Jose Manuel Guerra-García. He had the opportunity to work on the suprabenthos of the Mediterranean Sea, Catalan Sea and along the coast of Israel and the Levantine Basin in the eastern Mediterranean Sea, and in the Antarctic Ocean, around the South Shetland Islands and Bransfield Strait. During his career, he had participated in oceanographic campaigns in Antarctica and off the Israeli coast. Recognized as a specialist in amphipods, he was associated with the exploitation of samples coming from southern Spain or southern Iceland in the Atlantic or from campaigns in Papua New Guinea, which were the subject of descriptions of new species for science.

Although modest on the administrative aspects of the research, he co-organized with his colleague Jean-Marie Jouanneau, the third International Symposium of Oceanography of the Bay of Biscay, at the Marine Station of Arcachon in 1993, colloquia in which he highlighted his numerous collaborations with his Spanish colleagues.

Recently, always with his Spanish colleagues, he explored an area still very little known: the Le Danois Bank, off the coast of Cantabria, surrounded by a complex system of canyons and channels, at depths ranging from 500 to 4,000 m.

All the work carried out by Jean-Claude in the Bay of Biscay has made it possible to know much better the continental platform off Arcachon, as well as the underwater canyons of Cap Ferret and Cap Breton.

Since his retirement in 2012, he has continued to work at home where he had set up a laboratory at the same time by continuing contributions with colleagues at the Arcachon Marine Station and in particular with Benoit Gouillieux on the amphipods, but also with Laure Corbari as correspondent at the Muséum national d'Histoire naturelle in Paris, the address he gave for his last publications. Jean-Claude has made good use of much of his biological material collected throughout his career and preserved in good condition and in his collections accumulated over time are precious that still need to be studied. Who will spend time on it is a real question.

In fact, Jean-Claude Sorbe did little work on the Arcachon Basin, but he recently intervened to identify invasive species including isopods, probably imported in the 1970s at the same time as the Japanese oyster *Crassostrea gigas*.

He will remain the man of the deep suprabenthos of the Bay of Biscay, an excellent zoologist, an incomparable observer, a field oceanographer, a perfectionist and an indefatigable worker.

Among the suprabenthic fauna, that of the Peracarida is particularly rich, Jean-Claude was interested in three groups, the amphipods, the cumaceans and the mysids. But he also described new species of isopods.

Jean-Claude Sorbe had described 12 new species and two new genera of amphipods for the science:

- Apherusa delicata* Krapp-Schickel & Sorbe, 2006
- Autonoe catalaunica* Ruffo, Cartes & Sorbe, 1999
- Bathymedon longirostris* Jaume, Cartes & Sorbe, 1998
- Carangolia barnardi* Jaume & Sorbe, 2001
- Dorotea* Corbari, Frutos & Sorbe, 2019
- Dorotea papuana* Corbari, Frutos & Sorbe, 2019
- Dulichiosis diana* Corbari & Sorbe, 2017
- Elasmopus thalyae* Gouillieux & Sorbe, 2015
- Eusirus bonnieri* Peña Othaitz & Sorbe, 2020
- Leucothoe cathalaa* Frutos & Sorbe, 2012
- Liropus cachuchoensis* Guerra-García, Sorbe & Frutos, 2007
- Papuadocus* Corbari & Sorbe, 2015
- Papuadocus blodiwai* Corbari & Sorbe, 2015
- Protoaeginella spinipoda* Laubitz & Sorbe, 1996

He is also the author of the descriptions of nine other new species for science including one Ciliophora, five isopods and three mysids.

Six species have been dedicated to Jean-Claude Sorbe, including a polychaete, a Scyphozoa Coronamedusae, a cumacean, a chaetognath, a mysid and an amphipod *Ampelisca sorbei* Dauvin & Bellan-Santini, 1996.

Jean-Claude was the supervisor of Marta Elizalde Arriaga PhD on The bathyal suprabenthic communities of the southern margin of the Cap-Ferret canyon (Bay of Biscay) defended at the University of Bordeaux in 1994 and with he continued to publish until 2014 on the suprabenthic fauna of the continental slope of the Bay of Biscay. Finally he had written with Inmaculada Frutos and Angelika Brandt a synthesis on deep communities, an article that will make a date on the knowledge of this interface compartment between the benthic and the pelagic systems (Frutos, I., Brandt, A., Sorbe, J.C., 2017. Deep-Sea Suprabenthic Communities: The Forgotten Biodiversity. *Marine Animal Forest*, 475-503).

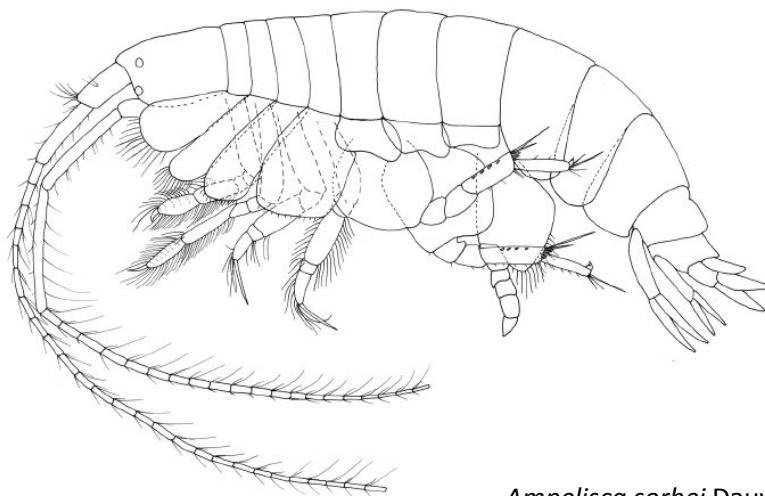


Jean-Claude at the 17th ICA International Colloquium on Amphipoda, September 2017, Trapani, Italy

Jean-Claude still had many projects that we had discussed at the last conference on amphipods last August 2019 in Dijon, he disappeared suddenly too early to bring them to completion.

Jean-Claude was a colleague, a friend, with whom it was very pleasant to work and exchange, even though we met too rarely, he spoke passionately about his crustaceans and his mountain hikes. The amphipod and crustacean community will miss him.

Jean-Claude Dauvin, July 22, 2020



Ampelisca sorbei Dauvin & Bellan-Santini 1996

Vadim V. Takhteev In Memoriam

"You need to do miracles with your own hands"

(Alexander Green " Crimson Sails ")

The note is dedicated to Doctor of Biological Sciences, Professor Vadim V. Takhteev. His professional and life path and main scientific achievements are briefly presented.

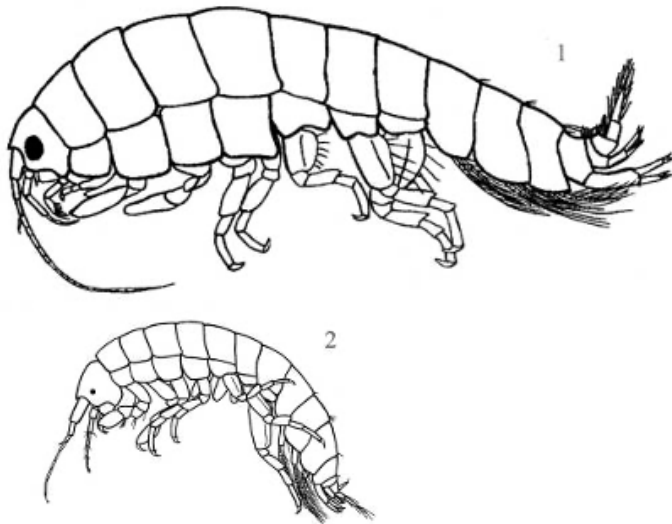


This photo was made at Black Sea, Sevastopol in October, 2017 during Conference "Prospects and directions development of aquatic ecology ", dedicated to famous ecologists Viktor S. Ivleva and Irina V. Ivleva

Good scientists become due to good teachers, hard work and the ability to set any goals for themselves and achieve them. Doctor of Biological Sciences and Professor of Irkutsk University, Vadim V. Takhteev possessed just such a character. He loved to work tirelessly and as a result, he discovered many new and unknown things for science. There were no harbingers of trouble, but on August 25, 2020, at the age of 55, Vadim Takhteev's life suddenly ended...

Vadim Takhteev was born on March 27, 1966 in Irkutsk. In 1988 he graduated with honors from the Faculty of Biology and Soil Science of the Irkutsk State University. During 1988–1990 he was affiliated at Limnological Institute of the Siberian branch of the USSR Academy of Sciences. In 1990–1991 Vadim was a assistant at the Department of hydrobiology and invertebrate zoology in the University. From 1992 to 1994 he continued as a PhD student at this University, where in 1994 he had successful defense of his dissertation focusing on taxonomy and ecology of Baikal amphipods. This work was supervised by famous scientist Yaroslav I. Starobogatov, the famous Russian zoologist, professor and chief scientist at the Zoological Institute of the Russian Academy of Sciences. In the course of further career, Vadim Viktorovich was the head of the Baikal Museum, researcher, assistant professor at the university. In 2001, at the Zoological Institute of the Russian Academy of Sciences, he defended his doctoral dissertation entitled "Amphipods of Lake Baikal, their taxonomy, phylogeny, evolution, distribution and ecology."

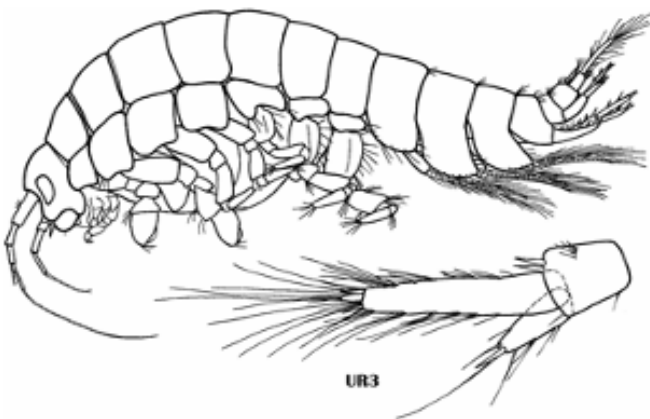
Since 2003, Vadim has worked as a Professor at the Department of Hydrobiology and Zoology of Invertebrates at Irkutsk state university (ISU). The main discipline in which Vadim



Female *Pachyschesis indiscretus* (total length 8 mm) – 1,
male *P. pinguiculus* (4,8 mm) – 2

Viktorovich taught classes for students of the Biology and Soil Faculty of Irkutsk State University is "Baikalovedenie [Baikal Science]". In 2009, as one of the executive editors, he created a team of authors from 46 leading scientists of the Baikal region and began preparing a fundamental two-volume book on this subject, which should become a detailed textbook for students and, at the same time, a handbook for scientists. The book was published in 2012. In 2014, Vadim became the Laureate of the Irkutsk Region Competition and the Governor's Prize in Science and Technology.

Vadim was a member of the dissertation council at Irkutsk State University, chairman of the Irkutsk (Baikal) branch and a member of the Central Council of the Hydrobiological Society at the Russian Academy of Sciences, vice-president of the Russian Carcinological Society and a full member of the Moscow Society of Nature Experts. He was in the Federal Register of Experts in the Field of Scientific and Technical Knowledge of the Russian Federation and Experts of the Russian Academy of Sciences, was a member of the Commission for the Protection of Rare and Endangered Plants, Animals and Other Organisms under the Government of the Irkutsk Region.



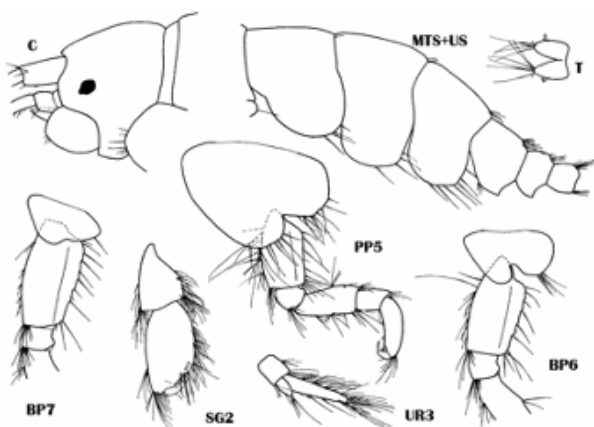
Pachyschesis lamakini Tachteew, sp. n., female
(general view, holotype)

Vadim managed a number of grants from the Russian Foundation for Basic Research, two projects under the Program on Conservation of Russia's Biodiversity ("Baikal Component"), a government contract under the federal program "Priority Areas for the Development of Science and Technology" as well as grants from the Irkutsk Regional Branch of the Russian Geographical Society.

During his scientific career, Professor Takhteev wrote over 200 scientific, popular science and educational-methodical publications; including seven personal and collective monographs, three popular science books, four textbooks. For the popularization of knowledge about the Nature of Lake Baikal, Vadim was awarded a Diploma of the Ministry of Natural Resources of the Russian Federation.

The scientific interests of Vadim Takhteev were taxonomy, ecology and evolution of amphipods and other endemic fauna of Lake Baikal. Also, he analyzed fauna and studied ecology of community in thermal and mineral springs, small mountain streams and alpine lakes of the Baikal region. Furthermore, he devoted a lot of time to the historiography of scientific research on Lake Baikal.

The main scientific achievement by Vadim Takhteev can be confidently considered a complete revision of Baikal amphipods. In his opinion, 7 families, 41 genera and 276 species, 78 sub-species are represented in Lake Baikal. These Baikalian species contribute 61% to the total diversity of Amphipoda of the of continental waters of Russia (Takhteev et al. 2015). From Baikal and its surroundings, he described 3 families, 1 subfamily, 2 genera, 2 subgenera, 34 species and subspecies of amphipods that are new for science.

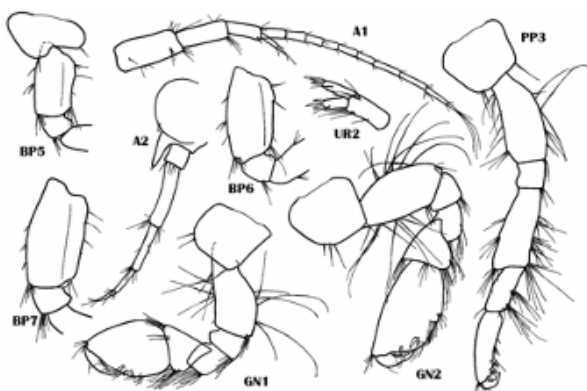


Pachyschesis vorax, female

Vadim Takhteev firstly substantiated and applied a typological approach to the systematization of Baikal amphipods. he studied the distribution of amphipod species according to biotopes; carried out a classification of their life forms, paying special attention to predators and scavengers (vulture amphipod).

One of the interesting moments was his discovery of a new species of amphipods, well adapted to living in conditions of strong currents and cold water in the region of the Khamar-Daban mountain range. This crustacean was named after these mountains - *Gammarus dabanus*. This was the first record in the Baikal region of gammarid living not in stagnant, but in fast-flowing waters.

Vadim Takhteev carried out a taxonomic revision of several separate genera - *Poekilogammarus*, *Plesiogammarus*, *Odontogammarus*. One of the species, *Echinogammarus borealis*, was described by Sovinsky (1915), but “lost” in the later works, was revised by V. Takhteev and synonymized with *Carinogammarus cinnamomeus* (Dybowsky).



Pachyschesis vorax, male

He tried to revise the most difficult and polymorphic genus of Baikal amphipods, *Eulimnogammarus*, applying the approaches of phenetic taxonomy. He also conducted detailed ecological studies of three coastal species from the genus *Eulimnogammarus* and two species from the genus *Pachyschesis*, inhabiting the marsupia of females and the gill cavities of males of large amphipods. For the latter genus, he confirmed the parasitic nature of the relation

with the hosts. He discovered a large taxonomic diversity within the genus *Pachyschesis*. Currently, this genus includes 16 species.

In his research, Vadim applied new methods. Together with an electronic engineer Sergey L. Arakelov from Applied Physics Institute ISU, a system for remote underwater video surveillance was designed (2013). This system was used to study the phenomenon of diel vertical migrations, to observe the distribution of animals and plant organisms at the lake floor as well as to describe the bottom landscapes and biocenoses. In the future, such video surveillance may become one of the methods for regular environmental monitoring of processes occurring in the coastal zone of Lake Baikal. Such video-observations are also suitable as one of the methods of regular environmental monitoring of processes occurring in the coastal zone of Lake Baikal.

Colleagues remember Vadim as a fascinating storyteller and an interesting interlocutor who delves deeply into the question. At the same time, in matters of Lake Baikal, he was extremely principled, firmly and consistently insisted on the dissemination of scientific knowledge and reliable information about its current ecological state of Lake Baikal.

Vadim was a good person, great scientist, wonderful teacher, worthy and reliable scientific leader, and the leading Baikalist of our time. He belongs to a constellation of world-class scientists.

Selected papers:

Didorenko S.I., Botvinkin A.D., Takhteev V.V. 2020. New trophic connection in the baikal ecosystem: pelagic side melts *Macrohectopus branickii* (Crustacea, Amphipoda) and bats *Myotis petax* (Mammalia, Chiroptera). Zoological journal. Vol. 99. No 10. 1140-1147.

Takhteev V.V., Karnaukhov D.Y., Govorukhina E.B., Misharin A.S. 2019. Diel vertical migrations of hydrobionts in the coastal area of Lake Baikal. Inland Water Biology. Vol. 12. No 2. 178-189.

Takhteev V.V., Eropova I.O., Kobanova G.I., Lishtva A.V., Ilin G.D., Pomazkova G.I., Okuneva G.L., Lopatovskaya O.G., Egorova I.N., Krivenko D.A., Sitnikova T.Y., Peretolchina T.E., Khadeeva E.R. 2019. Structure of hydrobiocenoses in mineral and thermal springs of the Lake Baikal region: a review. Contemporary Problems of Ecology. Vol. 12. No.2. 126-142.

Takhteev V.V. 2019. On the current state of the taxonomy of the Baikal amphipods (Crustacea: Amphipoda) and the typological way of constructing their system. Arthropoda Selecta. Vol. 28. No.3. 374-402.

Takhteev V.V. 2018. Classification of springs in the Lake Baikal region by macroinvertebrate communities. Biology Bulletin. Vol. 45. No 2. 201-211.

Karnaukhov D.Y., Bedulina D.S., Prokosov S.O., Timofeyev M.A., Takhteev V.V., Kaus A., Sartoris L. 2016. Behaviour of lake Baikal amphipods as a part of the night migratory complex in the Kluevka settlement region (south-eastern Baikal). Crustaceana. Vol. 89. No 4. 419-430.

Takhteev V.V., Berezina N.A., Sidorov D.A. 2015. Checklist of Amphipoda (Crustacea) of the continental waters of Russia, with information on alien species. Arthropoda Selecta. Vol. 24. No.3. 335-370.

Bedulina D.S., Takhteev V.V., Govorukhina E.B., Madyarova E.V., Lubyaga Y.A., Vereshchagina K.P., Timofeyev M.A., Pogrebnyak S.G., Luckenbach T. 2014. On *Eulimnogammarus messerschmidtii*, sp. n. (Amphipoda: gammaridea) from lake baikal, siberia, with redescription of *E. cyanoides* (sowinsky) and remarks on taxonomy of the genus *Eulimnogammarus*. *Zootaxa*. Vol. 3838. 518-544.

Takhteev V.V., Karnaukhov D.Yu., Misharin A.S., Govorukhina E.B. 2014. Distant methods of ecological research and monitoring in limnology and oceanology and their application on Lake Baikal. The development of life in the process of abiotic changes on. Earth. No 3. 374.

Protopopova M.V., Takhteev V.V., Shatilina Zh.M., Pavlichenko V.V., Axenov-Gribanov D.V., Bedulina D.S., Timofeyev M.A. 2011. Small hsp's molecular weights as new indication to the hypothesis of segregated status of thermophilic relict *Gmelinoidea fasciatus* among Baikal and Palearctic amphipods. *Journal of Stress Physiology & Biochemistry*. Vol. 7. No 2. 175-182.

Takhteev V.V., Govorukhina E.B., Levashkevich A.M. 2004. Effect of artificial illumination on the intensity of nocturnal vertical migrations of amphipods in Lake Baikal. *Russian Journal of Ecology*. Vol. 35. № 6. 421-423.

Takhteev V.V., Mechanikova I.V. 2000. A new species of amphipods (Crustacea Amphipoda) from mountain streams of the Khamar-Daban ridge. In: *Studies of aquatic ecosystems of Eastern Siberia*. Irkutsk: Irkutsk University Publishing House. (Biodiversity of the Baikal region. Proceedings of the Faculty of Biology and Soil Science, ISU. Issue 3). 115-123. [in Russian]

Takhteev V.V. 2000. Trends in the evolution of baikal amphipods and evolutionary parallels with some marine malacostracan faunas. *Advances in Ecological Research*. Vol. 31. 197-220.

Takhteev V.V. 2000. *Essays on the amphipods of Lake Baikal: systematics, comparative ecology, evolution*. Irkutsk State University Press [in Russian]

The note was prepared by:

post-graduate student of Vadim Viktorovich, assistant Irina O. Batranina,

Ph.D., associate professor Ekaterina Borisovna Govorukhina,

Ph.D., Associate Professor Evgeniya Aleksandrovna Misharina

(the Department of Hydrobiology and Zoology of Invertebrates, Faculty of Biology and Soil Science, Irkutsk State University)

and Ph.D., Berezina N.A. (the Zoological Institute of the Russian Academy of Science)

Bibliography

(finished Aug 31 2020)

Abo-Taleb, H. A., A. F. Zeina, M. Ashour, M. M. Mahrouk, A. E. Sallam & M. M. M. El-feky 2020. Isolation and cultivation of the freshwater amphipod *Gammarus pulex* (Linnaeus, 1758), with an evaluation of its chemical and nutritional content. ---- *Egyptian Journal of Aquatic Biology and Fisheries* 24, 69-82 <https://dx.doi.org/10.21608/ejabf.2020.78232>

Afghan, A., C. Cerrano, G. Luzi, B. Calcinai, S. Puce, T. Pulido Mantas, C. Roveta & C. Gioia Di Camillo 2020. Main anthropogenic impacts on benthic macrofauna of sandy beaches: A review. ---- *Marine Science and Engineering* 8, 405 <https://doi.org/10.3390/jmse8060405>

Al-Osaimi, A., T. S. Ali, W. Al-Zubari, H. Naser 2019. Effect of brine discharge from Al-Dur RO desalination plant on the infauna species composition in the East coast of Bahrain. —— *Management Studies* 7, 609-623. <https://doi.org/10.17265/2328-2185/2019.06.012> (3 amphipod spp in list)

Alberts-Hubatsch, H., M. J. Slater & J. Beermann 2019. Effect of diet on growth, survival and fatty acid profile of marine amphipods: implications for utilization as a feed ingredient for sustainable aquaculture. ---- *Aquaculture Environment Interactions* 11, 481-491. <https://doi.org/10.3354/aei00329>

Alt, K. G., S. Emde, J. Kochmann, D. D. Doerge & S. Klimpel 2019. *The Main River and Main-Danube canal: a hub for Ponto-Caspian parasite invasion*. ---- Chapter 17, pp 383-393 in H. Mehlhorn & S. Klimpel (eds). *Parasite and disease spread by major rivers on earth*. Springer Nature, Switzerland. <https://doi.org/10.1007/978-030-29061-0-17>

Alves, J., J. K. Lowry & R. Johnsson 2019. A new superfamily and family of Hadziida (Amphipoda Senticaudata), with a description of a new genus and new species from the Brazilian continental shelf. —— *Zootaxa* 4779, 573-582. <https://doi.org/10.11646/zootaxa.4779.4.8> (Magnovioidea superfam. nov., Magnovidae fam. nov., *Magnovis elizabethae* gen. & spec. nov.)

Alves, J., E. Neves & R. Johnsson 2020. Two new Amphilochida (Amphipoda: Amphilochidira) associated with the bioinvasive *Tubastraea coccinea* from Todos-os-Santos Bay, Bahia State, Brazil. ---- *Zootaxa* 4743, 21-34. <https://doi.org/10.11646/zootaxa.4743.1.2> (Deals with *Leucothoe oxumae* n. sp. and *Stenothoe ogumi* n. sp., both from *Tubastraea* on the Cavo Artemidi shipwreck in the Todos-os-Santos Bay.)

Anderson, C. B., M. Tagliaferro, A. Fisk, A. D. Rosemond, M. L. Sanchez & M. T. Arts 2020. Fatty acids elucidate sub-Antarctic stream benthic food web dynamics invaded by the North American beaver (*Castor canadensis*). ---- *Polar Biology* 43, 423-433. <https://doi.org/10.1007/s00300-020-02644-z> (*Hyaella* sp)

Ando, K. 2019. The study of amphipods in brimstone pools of Akiyoshi-do Cave, Japan. — *Subterranean Biology* 32, 81-94. <https://doi.org/10.3897/subtbiol.32.35031> (The population densities of *Pseudocrangonyx akatsukai* and *Gammarus nipponensis* have decreased since the 1970s)

Andrade, L. F. & A. R. Senna 2019. Two new species of *Cephalophoxoides* Gurjanova, 1977 (Crustacea: Amphipoda: Phoxocephalidae) from southeastern Brazil, with comments on the taxonomic status of the genus. — *Zootaxa* 4712, 531-551. <https://doi.org/10.11646/zootaxa.4712.4.3>. (Deals with *C. fortisetus* n. sp. (23°02'S, 43°00'W) and *C. obtusimanus* n. sp. (23°14'S, 44°03'W). A key to all *Cephalophoxoides* species is provided.)

Andrade, L. F. & A. R. Senna 2019. First record of the genus *Limnoporeia* Fearn-Wannan, 1968 (Crustacea: Amphipoda: Phoxocephalidae) from the Atlantic Ocean, with description of a new species. — *Journal of Natural History* 53, 2517-1531. <https://doi.org/10.1080/00222933.2019.1705931> (*L. infirmichelata* n. sp., Rio de Janeiro State. With a key to all *Limnoporeia* species)

Andrade, L. F. & A. R. Senna 2020. A novel species of *Heterophoxus* Shoemaker, 1925 (Crustacea, Amphipoda, Phoxocephalidae) from southeast and southern Brazil, with an identification key to world species of the genus. — *European Journal of Taxonomy* 592, 1-16. <https://doi.org/10.5852/ejt.2020.592>. (*H. shoemakeri* n. sp. from 23°25'S, 43°00'W, Rio de Janeiro State. With a key to all *Heterophoxus* species)

Andrade, L. F. & A. R. Senna 2020. Four new species of *Pseudharpinia* Schellenberg, 1931 (Crustacea: Amphipoda: Phoxocephalidae) from southwestern Atlantic and new records of *P. tupinamba* Senna & Souza-Filho, 2011. — *Zootaxa* 4763, 501-537. <https://doi.org/10.11646/zootaxa.4763.4.3> (Deals with *P. bonhami* n. sp. (24°58'S, 45°26'W), *P. jonesyi* n. sp. (26°34'S, 47°59'W), *P. pagei* n. sp. (23°53'S, 42°28'W), *P. planti* n. sp. (23°03'S, 42°19'W) & *P. tupinamba*. A key to all *Pseudharpinia* is provided.)

Andrade, L. F. & A. R. Senna 2020. *Atlantiphoxus wajapi* n. gen., n. sp. (Crustacea: Amphipoda: Phoxocephalidae), a new deep-sea amphipod from the southwestern Atlantic. — *Scientia Marina* 84(2), 1-12. <https://doi.org/10.3989/scimar.05001.16A> (Deals with *Atlantiphoxus wajapi* n. gen., n. sp. from 23°53'S, 42°28'W, 500m depth.. A table differentiates this genus from *Fuegiphoxus*, *Linca* and *Parharpinia*).

Andrade, L. F. & A. R. Senna 2020. New and additional records of *Metharpinia* Schellenberg, 1931 and *Microphoxus* Barnard, 1960 (Crustacea: Amphipoda: Phoxocephalidae) from Brazilian waters. — *Papeis Avulsos de Zoologia* 60, e20206022. <https://doi.org/10.11606/1807-0205/2020.60.22>. (Deals with *Metharpinia dentiurosoma*, *M. grandirama*, *M. iada*, *Microphoxus cornutus* and *M. unoserratus*. With a discussion of the genus complex and key to all *Metharpinia* and *Microphoxus*)

Andrade, V. S., C. Wiegand, A. Pannard, A. M. Gagnetten, M. Pédrot, M. Bouhnik-Le Cruz & C. Piscart 2020. How can interspecific interactions in freshwater benthic macroinvertebrates modify trace element availability from sediment? ---- *Chemosphere* 245, 125594 <https://doi.org/10.1016/j.chemosphere.2019.125594>

Angyal, D., E. M. Chavez-Solis, L. A. Lievano-Beltran, B. Magaña, N. Simoes & M. Mascaro 2020. New distribution records of subterranean crustaceans from cenotes in Yucatan (Mexico). --- *ZooKeys* 911, 21-49. <https://doi.org/10.3897/zookeys.911.47694> (i.a. *Mayaweckelia troglomorpha*, *M. cenoticola* and *Tuluweckelia cernua*.)

Arezoo, M. 2019. Studies on interstitial biological indicators (amphipods and isopods) in sandy beaches of Okinawa Island. ——— *Thesis from the University of the Ryukyus* <http://hdl.handle.net/20.500.12000/44889> (Not seen)

Arfianti, T. & M. J. Costello 2020. Global biogeography of marine amphipod crustaceans: latitude, regionalization and beta diversity. ---- *Marine Ecology Progress Series* 630, 83-94 <https://doi.org/10.3354/meps13272>

Ariyama, H. 2019. Two species of *Ceradocus* collected from coastal waters in Japan, with description of a new species (Crustacea: Amphipoda, Maeridae). ---- *Zootaxa* 4658, 297-316. <http://dx.doi.org/10.11646/zootaxa.4658.2.5> (Deals with *C. kiiensis* n. sp. (Ena, Yura Town, Wakayama Pref.) and *C. laevis*. With a key to Japanese *Ceradocus*.)

Ariyama, H. 2020. Species of the *Maera*-clade from Japan. Part 3: genera *Maera* Leach, 1914, *Meximaera* Barnard, 1969 and *Orientomaera* Ariyama, 2018 (addendum), with a key to Japanese species of the clade (Crustacea: Amphipoda: Maeridae). ---- *Zootaxa* 4743, 451-479. <https://doi.org/10.11646/zootaxa.4743.4.1> (Deals with *Maera loveni*, *M. sagamiensis* n. sp. (Sagami Bay, Kanagawa pref.), *Meximaera mooreana*, and *Orientomaera incisa* n. sp. (Tagurazaki coast, Wakayama city, Wakayama pref.). Keys to all *Meximaera*, and to all Japanese species in the *Maera* clade, are provided.)

Ariyama, H. 2020. Six species of *Grandidierella* collected from the Ryukyu Archipelago in Japan, with descriptions of four new species. ---- *Zootaxa* 4816, 1-46. <https://doi.org/10.11646/zootaxa.4816.1.1> (Deals with *G. contigua* n. sp. (Jakushima Island, Kagoshima pref.), *G. gilesi*, *G. halophila*, , *G. japonicoides* n. sp. (Amai-oshima Island, Kagoshima pref.), *G. nana* n. sp. (Iriomote Island, Okinawa pref.) and *G. pseudosakaensis* n. sp. (Iriomote Island, Okinawa pref.). A key to male Ryukyu Islands *Grandidierella* is provided. The genus *Propejanice* is here considered a junior synonym of *Grandidierella*.)

Ariyama, H. & O. Hoshino 2019. A new superfamily, family, genus and species of marine amphipod, *Protodulichia scandens*, from Japan (Crustacea: Amphipoda: Senticaudata: Corophiida). ---- *Journal of Natural History* 53, 2467-2477. <https://doi.org/10.1080/00222933.2019.1704588> (A most intriguing new taxon with a special way of life, from Izu Oshima Island, Tokyo pref., Japan)

Artal, M. C., K. D. Pereira, A. D- Luchessi, V. K. Osaka, T. B. Henry, H-. Marques-Souza & G. de A. Umbuzeiro 2020. Transcriptome analysis in *Parhyale hawaiiensis* reveal sex-specific responses to AgNP and AgCl exposure. ---- *Environmental Pollution* 269:113963 <https://doi.org/10.1016/j.envpol.2020.113963>

Arundell, K. L., A. Dubuffet, N. Wedell, J. Bojko, M. S. J. Rogers & A. M. Dunn 2019. *Podocotyle atomon* (Trematoda: Digenea) impacts reproductive behaviour, survival and physiology in *Gammarus zaddachi* (Amphipoda). ----*Diseases of Aquatic Organisms* 136, 51-62. <https://doi.org/10.3354/dao03416>

Ashford, O. S., T. Horton, C. N., Roterman, M. H. Thurston, H. J. Griffiths & A. Brandt 2019. A new Southern Ocean species in the remarkable and rare amphipod family Podosiridae (Crustacea: Amphipoda) questions existing systematic hypotheses. ---- *Zoological Journal of the Linnean Society* XX, 1-16. <https://doi.org/10.1093/zoolinnean/zlz145> (Deals with *Acutocoxae ogilviae* Ashford & Thurston n. sp. (Southern Ocean 60° 72'S, 43°01'W, 1139m). The phylogenetic position of the family Podosiridae is extensively discussed from morphological and molecular data; it appears to have no close relations to Podoceridae or Eusiridae, but rather to the Stenothoidae. Further molecular research is necessary.)

Ashford, O. S., A. J. Kenny, C. R. S. Barrio Frojan, M. B. Bonsall, T. Horton, A. Brandt, G.J. Bird, S. Gerken & A. D. Rogers 2018. Phylogenetic and functional evidence suggests that deep-ocean ecosystems are highly sensitive to environmental change and direct human disturbance. ---- *Proceedings of the Royal Society B* 285, 20180923 <http://tx.doi.org/10.1098/rpsb.2018.0923>

Astakhov, M. V. 2019. Drift of invertebrates in two streams of Kunashir Island (Kuril Islands). ---- *Inland Water Biology* 12, 428-435 <https://doi.org/10.1134/S1995082919040035> (*Eogammarus kygi*)

Avila, C., C. Angulo-Preckler, R. P. Martin-Martin, B. Figuerola, H. J. Griffiths & C. L. Waller 2020. ---- Invasive marine species discovered on non-native kelp in the warmest Antarctic island. ---- *Scientific Reports* 10: 1639. <https://doi.org/10.1038/s41598-020-58561-y> (Deception Island)

Ayati, K., R. Hadjab, H. Khammar, S. Dhaouadi, C. Piscart & E. Mahmoudi 2019. Origin, diversity and distribution of freshwater epigeal amphipods in Maghreb. ---- *Annales de Limnologie* 55, 13. <https://doi.org/10.1051/limn/2019012>

Axenov-Gribanov, D. V., D. S. Bedulina, Y. A. Shirokova, V. A. Emshanova, Y. A. Lubyaga, K. P. Vereshchagina, A. E. Saranchina, T. P. Pobeshimova & M. A. Timofeyev 2019. Diet influence on mechanisms of non-specific stress-response in Baikal endemic amphipod species during long-term laboratory exposure. ---- *Crustaceana* 92, 1349-1368. <https://doi.org/10.1163/15685403-00003951>

Azovsky, A. I. & V. N. Kokarev 2019. Stable but fragile: long-term dynamics of arctic benthic macrofauna in Baydaratskaya Bay (the Kara Sea). ---- *Polar Biology* 42, 1307-1322. <https://doi.org/10.1007/s00300-019-02519-y>

Babin, A., S. Motreull, M. Teixeira, A. Bauer, T. Tigaud, J. Moreau & Y. Moret 2020. Origin of the natural variation in the storage of dietary carotenoids in freshwater amphipod crustaceans. ---- *Plos One* 15(4), e0231247. <https://doi.org/10.1371/journal.pone.0231247> (*Gammarus fossarum*)

Bai, Y., D. Henry & D. Wlodkovic 2020. Chemosensory avoidance behaviors of marine amphipods *Allorchestes compressa* revealed using a millifluid perfusion technology. ---- *Biomicrofluids* 14: 014110 <https://doi.org/10.1063/10-1063/1.5131187>

Bakalem, A., N. Hassam, Y. Oulmi, M. Martinez & J.-C. Dauvin 2019. Diversity and geographical distribution of soft-bottom macrobenthos in the Bay of Bou Ismail (Algeria, Mediterranean Sea). ---- *Regional Studies in Marine Science* 33, 100938, 20 pp <https://doi.org/10-1016/j.rsma.2019.100938> (Many amphipods listed on pp 9-11)

Barjadze, S., Z. Asanidze, A. Gavashelishvili & F. Soto-Adames 2019. The hypogean invertebrate fauna of Georgia (Caucasus). ---- *Zoology in the Middle East* 65, 1-10 <https://doi.org/10.1080/09397140.2018.1549789>

Barnes, R. S. K. 2020. Do different sympatric seagrasses support macrobenthic fauna of differing composition, abundance, biodiversity or patchiness? ---- *Marine Environmental Research* 160, 104983. <https://doi.org/10-1016/marenvres.2020.104983>

Barratt, B. I. P., J. M. Wing, O. J.-P. Ball, P. D. Johnstone & K. J. M. Dickinson 2019. The effect of fire on terrestrial amphipods (Crustacea: Amphipoda) in a natural grassland community. ---- *Pedobiologia* 77, 150590. <https://doi.org/10.1016/j.pedobi.2019.150590> (They are affected by their habitat being on fire)

Barrero-Oro, E., E. Moreira, M. A. Seefeldt, M. Valli Francione & M. L. Quartino 2020. The importance of macroalgae and associated amphipods in the selective benthic feeding of sister rockcod species *Notothenia rossii* and *N. coriiceps* (Nototheniidae) in West Antarctica. ---- *Polar Biology* 42, 317-334 <https://doi.org/10.1007/s00300-018-2424-0>

Bazterrica, M. C., P. J. Barón, G. Álvarez & S. M. Obenat 2020. Effects of *Ficopomatus enigmatus* ecosystem-engineered habitat structure on population parameters of the amphipod *Melita palmata*: a NIS-NIS interaction study. ---- *Marine Ecology* 41, 1-21 <https://doi.org/10.1111/maec.12587>

Beatty, C., K. L. Mathers, C. Patel, D. Constable & P. J. Wood 2020. Substrate mediated predator-prey interactions between invasive crayfish and indigenous and non-native amphipods. ----

Biological Invasions, in press. <https://doi.org/10.1007/s10530-020-02292-8> (*Gammarus pulex*, *G. tigrinus* & *Dikerogammarus villosus*)

Beermann, J., A. K. Hall-Mullen, C. Havermans, J. W. P. Coolen, R. P. M. A. Crooijmans, B. Dibbits, C. Held & A. Desiderato 2020. Ancient globetrotters—connectivity and putative native ranges of two cosmopolitan biofouling amphipods. ---- *Peer Journal* 8, e9613 <https://doi.org/10.7717/peerj.9613> (Deals with *Jassa marmorata*, likely originally a NW Atlantic species, and *J. slatteryi*, probably stemming from the N. Pacific.)

Belal, A. A. M. 2019. Spatial and temporal changes in the population of macro-benthic invertebrates exposed to oil spillage in Suez Bay, Red Sea, Egypt. ---- *Egyptian Journal of Aquatic Research* 45(4), 353-358. <https://doi.org/10.1016/j.Ejar.2019.12.001>

Bell, D., N. Bury, L. Woolnough, N. Corps, D. Mortimore & S. Gretton 2020. Use of X-ray micro-computed tomography to study the moult cycle of the freshwater amphipod *Gammarus pulex*. ---- *Zoology* 143, 125833 <https://doi.org/10.1016/j.zool.2020.125833>

Benitez, S., T. M. Iliffe, B. Quiroz-Martinez & F. Alvarez 2019. How is the anchialine fauna distributed within a cave? A study of the Ox Bel Ha system, Yucatan peninsula, Mexico. ---- *Subterranean Biology* 31, 15-28. <https://doi.org/10.3897/subtbiol.31.34347>

Berezina, N. A., K. K. Lehtonen & A. Ahvo 2019. Coupled application of antioxidant defense response and embryo development in amphipod crustaceans in the assessment of sediment toxicity. ---- *Environmental Toxicology* 38, 2020-2031. <https://doi.org/10.1002/etc.4516> (*Gmelinoides fasciatus*)

Berezina, N. A., V. B. Verbitsky, A. N. Sharov, E. N. Chernova, N. Yu. Meteleva & O. A. Malysheva 2020. Biomarkers in bivalve mollusks and amphipods for assessment of effects linked to cyanobacteria and Elodea: Mesocosm study. ---- *Ecotoxicology and Environmental Safety* 203: 110994 <https://doi.org/10.1016/j.ecoenv.2020.110994> (*Gmelinoides fasciatus*)

Berke, S. K., E. L. Keller, C. N. Needham & C. R. Salerno 2020. Grazer interactions with invasive *Agarophyton vermiculophyllum* (Rhodophyta): Comparisons to related versus unrelated native algae. ---- *Biological Bulletin* 238, in press <https://doi.org/10.1086/709108> (i.a. *Gammarus mucronatus* and *Ampithoe rubricata*)

Bezeng, B. S. & H. F. van der Broek 2019. DNA barcoding of southern African crustaceans reveals a mix of invasive species and potential cryptic diversity. ---- *Plos One* 14, e0222047. <https://doi.org/10.1371/journal.pone.0222047>

Biancani, L. M. 2019. Multi-locus phylogenetic analysis of Amphipoda indicates a single origin of the pelagic suborder Hyperiidea. ——— *PhD thesis, University of Maryland* <http://hdl.handle.net/1903/24888> (Not seen)

Blair, J. & K. Wilson 2019. *A developmental study of the marine crustacean "Parhyale Hawaiensis": the role of the marsupium in growth and survival*. ---- Undergraduate Scholarly Showcase, Tangeman University Center. (Not seen)

Blatnik, M., D. C. Culver, F. Gabrovsek, M. Knez, B. Kogovsek, J. Kogovsek, H. Liu, C. Mayaud, A. Mihevc, J. Muler, M. Naparus-Aljancuic, B. Otonicar, M. Petric, T. Pipan, M. Pretovsek, N. Ravbar, T. Shaw, T. Slabe, S. Sebela & N. Zupan Hajna 2020. *Changing perspectives in subterranean habitats*. ---- Chapter 10, pp 183-205 in M. Knez et al. (eds), *Karstology in the classical Karst*, Advances in karst science. Springer Nature Switzerland.

Blokhin, I. A. & T. A. Morozov 2020. (Amphipod communities (Amphipoda, Gammaridae) in soft soils of the Avacha Bay (South-eastern Kamchatka) in 2019. ---- ????????? (In Russian, 34 spp of amphipods listed)

Bojko, J. 2019. Amphipod disease: model systems, invasions and systematics - Introduction to DAO Special 8. ——— *Diseases of Aquatic Organisms 136*, 1-2. <https://doi.org/10.3354/dao03412>

Bojko, J. 2020. The mitochondrial genome of UK (non-native) *Dikerogammarus haemobaphes* (Amphipoda: Gammaridae) informs upon *Dikerogammarus* evolution, invasions and associated microparasites. ——— *Hydrobiologia 847*, 229-242. <https://doi.org/10.1007/s10750-019-04084-1>

Bojko, J., G. D. Stentiford, P. D. Stebbing, C. Hassatt, A. Deaton, B. Cargill, B. Pile & A. M. Dunn 2019. Pathogens of *Dikerogammarus haemobaphes* regulate host activity and survival, but also threaten native amphipod populations in the UK. ---- *Diseases of Marine Organisms 136*, 63-78. <https://doi.org/10.3354/dao03195>

Bonaglia, S., U. Marzocchi, N. Ekeroth, V. Brüchert, S. Blomqvist & P. O. J. Hall 2019. Sulfide oxidation in deep Baltic Sea sediments upon oxygenation and colonization by macrofauna. ——— *Marine Biology 116*, 149. <https://doi.org/10.1007/s00227-019-3597-y> (*Monoporeia affinis* being one of the main colonisers)

Born-Torrijos, A., R. A. Paterson, G. S. van Beest, J. Schwelm, T. Vyhlidalova, E. H. Henriksen, R. Knudsen, R. Kristoffersen, P.-A. Amundsen & M. Soldanova 2020. Temperature does not influence functional response of Amphipods consuming different trematode prey. ---- *Parasitology Research* (2020) <https://doi.org/10.1007/s00436-020-06859-1> (*Gammarus lacustris*)

Brakovska, A. & J. Paidere 2019. Protocol optimization for genomic DNA extraction and RAPD-PCR of alien Ponto-Caspian amphipod *Pontogammarus robustoides*. ---- *Acta Biologica Universitatis Daugavpiliensis 19*, 209-217.

Brandt, A., I. Alalykova, S. Brix, N. Brenke, M. Blażewicz, O. A. Golovan, N. Johannsen, A. M. Hrinko, A. M. Jazdzewska, K. Jeskulke, G. M. Mamenev, A. V. Levrenteva, M. V. Maljutina, T.

Riehl & L. Lins 2019. Depth zonation of Northwest Pacific deep-sea macrofauna. ---- *Progress in Oceanography* 176, 102131. <https://doi.org/10.1016/j.pocean.2019.102131>

Bregović, P., C. Fišer & M. Zagmajster 2019. Contribution of rare and common species to subterranean species richness patterns. — *Ecology and Evolution* 9, 11606-11618. <https://doi.org/10.1002/ece3.5604> (145 amphipod species in the dataset)

Brown, J. 2019. Trans-generational responses of gammarid amphipods to salinity change: energy budgets and life history traits. — *PhD thesis from University of Bangor*. [https://research.bangor.ac.uk/portal/en/theses/transgenerational-responses-of-gammarid-amphipods-to-salinity-change-energy-budgets-and-life-history-traits\(9d92bb68-8cf7-4c97-9c58-659971c1bd17\).html](https://research.bangor.ac.uk/portal/en/theses/transgenerational-responses-of-gammarid-amphipods-to-salinity-change-energy-budgets-and-life-history-traits(9d92bb68-8cf7-4c97-9c58-659971c1bd17).html)

Brown, T. L. 2020. *The causes and costs of intersexuality in two freshwater populations of the amphipod, Gammarus minus, found in Montgomery County, Virginia, USA*. ---- D. Phil. Thesis, Ohio State University (Not seen)

Brun, A. A., M. Griotti, S. A. Roig-Juñent & M. E. Ache 2020. Biogeographical patterns and areas of endemism for the Magellan region based on the distribution of crustacean species (Amphipoda, Copepoda, and Euphausiacea). — *Polar Biology*, in press <https://doi.org/10-1007/s00300-020-02626-1>

Brunanski, M., M. Matouskova, R. Jasinska, J. Nebesarova & L. G. Poddubnaya 2019. Heteromorphism of sperm axonemes in a parasitic flatworm, progenetic *Diplocotyle oltikii* Krabbe, 1874 (Cestoda, Spathebothriidea). ---- *Parasitology Research*, in press <https://doi.org/10.1007/s00436-019-06524-2> . (A parasite of *Gammarus oceanicus*)

Bruschetti, M. 2019. Role of reef-building, ecosystem engineering polychaetes in shallow water ecosystems. ---- *Diversity* 11, 168. <https://doi.org/10.3390/d11090168>

Bueno, A. A. de P., K. M. Oliveira & G. Wellborn 2019. A new species of *Hyaella* Smith, 1874 (Crustacea: Amphipoda: Hyaellidae) from Oklahoma, USA. ---- *Zootaxa* 4700, 259-269. <https://doi.org/10.11646/zootaxa.4700.2.5> (*H. cheyennis* n. sp. from Connerville, Oklahoma, USA)

Bueno, M. & F. F. P. Leite 2019. Age and life style affect macroalgae colonization by amphipods in shallow marine environments. ---- *Journal of Experimental Marine Biology and Ecology* 514-515, 59-66 <https://doi.org/10-1016/j.jembe.2019.03.013> (A Brazilian study)

Bunke, M., J. T. A. Dick, M. J. Hatcher & A. M. Dunn 2019. Parasites influence cannibalistic and predatory interactions within and between native and invasive amphipods. ---- *Diseases of Aquatic Organisms* 136, 79-86. <https://doi.org/10.3354/dao03415>

Buršić, M., L. Iveša, A. Jaklin & M. Arko Pijevac 2019. A preliminary study on the diversity of invertebrates associated with *Corallina officinalis* Linnaeus in southern Istrian peninsula. ---- *Acta Adriatica* 60, 127-136. <https://doi.org/10.32582/aa.60.2.2>

Bylak, A., W. Rak, M. Wójcik, E. Kukuła & K. Kukuła 2019. Analysis of microbenthic communities in a post-mining sulphur pit lake (Poland). ---- *Mine Water and the Environment* 38, 536-550. <https://doi.org/10.1007/s10230-019-00624-2> (*Chelicorophium curvispinum*)

Campbell, H., J. Ledet, A. Poore, J. Harianto & M. Byrne 2020. Resilience of the amphipod *Hyale niger* and its algal host *Sargassum linearifolium* to heatwave conditions. ---- *Marine Biology* 167: 72. <https://doi.org/10.1007/s00227-020-03681-2> (Both amphipod and host can survive a broad range of temperatures)

Cannizaro, A. G., D. Balding, E. A. Lazo-Wasem & T. R. Sawicki 2019. A redescription of Hobbs' cave amphipod *Crangonyx hobbsi* Shoemaker, 1941 (Amphipoda: Senticaudata, Crangonyctidae), including genetic sequence data for mitochondrial and nuclear genes and notes on the ecology. ---- *Proceedings of the Biological Society of Washington* 132, 73-95. <https://doi.org/10.2988/19-00004>

Cannizaro, A. G., D. Balding, E. A. Lazo-Wasem & T. R. Sawicki 2020. A new species rises from beneath Florida: molecular phylogenetic analyses reveal cryptic diversity among the metapopulation of *Crangonyx hobbsi* Shoemaker, 1941 (Amphipoda: Crangonyctidae). ---- *Organisms, Diversity & Evolution* 20, 387-404 <https://doi.org/10.1007/s13127-020-00433-4> (*Crangonyx parhobbsi* Cannizaro & Sawicki n. sp. from Madison County, Florida.)

Cannizaro, A. G., J. R. Gibson & T. R. Sawicki 2020. A new enigmatic genus of subterranean amphipod (Amphipoda: Bogidielloidea) from Terrell County, Texas, with the establishment of Parabogidiellidae, fam. nov., and notes on the family Bogidiellidae. ---- *Invertebrate Systematics* 34, 504-518. <https://doi.org/10.1071/IS19061> (Not seen, sadly. Deals with *Simplexia longicornis* n. gen, n. sp. (Terrell Co., Texas), that together with the sympatric *Parabogidiella americana*, is placed in the new family Parabogidiellidae.)

Cannizaro, A. G. & T. R. Sawicki 2019. Two new species of the genus *Crangonyx* Bate, 1859 (Amphipoda, Crangonyctidae) from the St. Marks River Basin with notes on the “*Crangonyx floridanus* complex”. ---- *Zootaxa* 4691, 301-332. <https://doi.org/10.11646/zootaxa.4691.4.1> (*Crangonyx ephemerus* and *C. pseudoephemerus* described (Florida, USA) using morphological and molecular methods (16S, 18S, 28S and COI).)

Castaño-Sanchez, A., G. C. Hose & A. S. P. S. Reboleira 2020. Salinity and temperature increase impact groundwater crustaceans. ---- *Scientific Reports* 10, 12328. <https://doi.org/10.1038/s41598-020-69050-7>

Castejón-Silvo, I., D. Jaume & J. Terrados 2019. Feeding preferences of amphipod crustaceans *Ampithoe ramondi* and *Gammarella fucicola* for *Posidonia oceanica* seeds and leaves. — *Scientia Marina* 83, 349-356. <https://doi.org/10.3989/scimar.04892.06B>

Castiglione, M. da S., M. Limberger, V. da S. Castro & F. Ubessi 2020. Population and reproductive traits of a freshwater amphipod (Crustacea, Peracarida, Hyalellidae) from northwest of the state of Rio Grande do Sul, Brazil. ---- *Biota Neotropica* 20(2), 1-10 (*H. palmeirensis*)

Ceriello, H, C. S. S. Lopez, J. D. Reimer, T. Bakken, M. V. Fukuda, C. M. Cunha & S. N. Stampa 2020. Knock knock, who's there?: marine invertebrates in tubes of Ceriantharia (Cnidaria: Amthozoa). ---- *Biodiversity Data Journal* 8: e47019. <https://doi.org/10.3897/BDJ.8.e47019>. (A few amphipods, possibly not alive when 'anchored' (WV).)

Cervi, E. C., K. Thiamkeelakul, M. Hudson, A. Rentschler, S. Nedrich, S. S. Brown & A. Burton Jr 2019. Laboratory and field-based assessment of the effect of sediment capping materials on zinc flux, bioavailability, and toxicity. ---- *Environmental Toxicology & Chemistry* 39, 240-249. <https://doi.org/10.1002/etc.4612> (i.a. *Hyalella azteca*)

Chan, J., B. Pan, D. Geng, Q. Zhang, S. Zhang, J. Guo & Q. Xu 2020. Genetic diversity and population structure analysis of three deep-sea amphipod species from geographically isolated hadal trenches in the Pacific Ocean. ---- *Biochemical Genetics* 58, 157-170. <https://doi.org/10.1007/s10528-019-09935-z> (*Hirondellea gigas*, *Scopelocheirus schellenbergi* and *Alicella gigantea*.)

Chankat, W. & K. Wangkulangkul 2019. Role of the sea urchin *Stomopneustes variolaris* (Lamarck, 1816) pits as a habitat for epilithic macroinvertebrates on a tropical intertidal rocky shore. ---- *Zoological Science* 36, 330-338. <https://doi.org/10.2108/zs180196> (No amphipods mentioned)

Chaumot, A., R. Coulaud, O. Adam, H. Quéau, C. Lopes & O. Geffard 2019. *In situ* reproductive bioassay with caged *Gammarus fossarum*: Part 1—Gaugeing the confounding influence of temperature and water hardness. ---- *Environmental Toxicology & Chemistry* 39, 667-677. <https://doi.org/10.1002/etc.4655>

Cheng, X., Y. Wang, J. Li, G. Yan & L. He 2019. Comparative analysis of the gut microbial communities between two dominant amphipods from the Challenger Deep, Mariana Trench. ---- *Deep-sea Research I*, 151:103081. <https://doi.org/10.1016/j.dsr.2019.103081> (*Hirondellea gigas* and *Halice* sp.)

Çınar, M. E., K. Bakir, A. Doğan, S. Açık, G. Kürt-Sahin, T. Katağan, B. Öztürk, E. Dağlı, T. Özcan & F. Kirkim 2019. Macro-benthic invertebrates associated with the black sponge *Sarcotragus foetidus* (Porifera) in the Levantine and Aegean Seas, with special emphasis on alien

species. ---- *Estuarine, Coastal and Shelf Science*, 227: 106306. <https://doi.org/10.1016/j.ecss.2019.106306> (17 amphipod spp in Table 1.)

Ciofini, A., L. Mercatelli, D. Jafrancesco, A. Ugolini & T. Hariyama 2018. *A regionalization of the visual capabilities within the compound eye of Talitrus saltator (Crustacea, Amphipoda)*. ---- 49. Congresso della Societa Italiana di Biologia Marina, Cesenatico, 2 pp.

Ciofini, A., Y. Yamahama, L. Mercatelli, T. Hariyama & A. Ugolini 2020. Specializations in the compound eye of *Talitrus saltator* (Crustacea, Amphipoda). ---- *Journal of Comparative Physiology A* 206, 711-723. <https://doi.org/10.1007/s00359-020-01432-8>

Clark-Hachtel, C. M. & Y. Tomoyasu 2020. Two sets of candidate crustacean wing homologues and their implication for the origin of insect wings. ---- *Nature Ecology & Evolution*, in press <https://doi.org/10.1038/s41559-020-1257-8> (Studies on *Parhyale hawaiiensis*)

Cloud, M. 2019. *Size-selective predation and sexual selection on body size variation among karst spring populations of the amphipod Gammarus minus*. ---- M. Sc. Thesis, American University, Washington DC (Not seen)

Cogne, Y., C. Almunia, D. Houveria, O. Pible, A. Francois, D. Degli-Esposti, O. Geffard, J. Armengaud & A. Chaumot 2019. Comparative proteomics in the wild: accounting for intrapopulation variability improves describing proteome response in a *Gammarus pulex* field population exposed to cadmium. ---- *Aquatic Toxicology*, 214:105244. <https://doi.org/10.1016/j.aquatox.2019.105244>

Cogne, Y., D. Degli-Esposti, O. Pible, D. Gouveia, A. François, O. Bouchez, C. Eché, A. Ford, O. Geffard, J. Armengaud, A. Chaumot & C. Almunia 2019. *De novo* transcriptomes of 14 gammarid individuals for proteogenomic analysis of seven taxonomic groups. — *Scientific Data* 6, 184. <https://doi.org/10.1038/s41597-019-0192-5> (*Gammarus fossarum A*, *G. fossarum B*, *G. fossarum C*, *G. wautieri*, *G. pulex*, *Echinogammarus berilloni* and *E. marinus* were sequenced.)

Colla, M. F. & I. I. César 2019. Ecological aspects of natural populations of *Hyaella pampeana* (Crustacea, Amphipoda, Hyaellidae) from the Natural Reserve Island of Martin Garcia (Rio de la Plata, Argebtina). ---- *Anais do Academia Brasileira de Ciencias* 91 (1), e-pub. <http://dx.doi.org/10.1590/0001-3765201920170928>

Collins, M., O. Tills, L. M. Turner, M. S. Clark, J. I. Spicer & M. Truebano 2019. Moderate reductions in dissolved oxygen may compromise performance in an ecologically-important estuarine invertebrate. ---- *Science of the Total Environment* 693, 133444 <https://doi.org/10.1016/j.scitotenv.2019.07.250> (*Gammarus chevreuxi*)

Consolandi, G., A. T. Ford & M. C. Bloor 2019. *Feeding behavioural studies with freshwater Gammarus spp.: The importance of a standardised methodology*. — In: Reviews of

Environmental Contamination and Toxicology (Continuation of Residue Reviews). Springer, New York, NY. https://doi.org/10.1007/398_2019_36

Copilaș-Ciocianu, D., G. M. Berchi & L. Mumladze 2020. First survey of shallow-water Amphipoda along the Georgian Black Sea coast reveals new faunistic records and the unexpected Atlantic invader *Melita nitida*. ---- *Mediterranean Marine Science*, in press <http://dx.doi.org/10.12681/mms.22844> (Seven spp new to the fauna of Georgia. *Melita mirzajani* may turn out to be a junior synonym of *M. nitida*)

Copilaș-Ciocianu, D., Š. Borko & C. Fišer 2019. The late blooming amphipods: Global change promoted post-Jurassic ecological radiation despite Palaeozoic origin. — *Molecular Phylogenetics and Evolution* 143, 106664. <https://doi.org/10.1016/j.ympev.2019.106664> (The study proposes amphipods originated in the Late Palaeozoic, but diversified and radiated in the Late Mesozoic.)

Copilaș-Ciocianu, D., P. Borza & A. Petrussek 2019. Extensive variation in the morphological anti-predator defense mechanism of *Gammarus roeselii* Gervais, 1835 (Crustacea: Amphipoda). ---- *Freshwater Science* 39, 47-55. <https://doi.org/10.1086/707259> (Extensive morphological variation, but little genetic diversity)

Costa, L., Lopes, I. Rosenthal Zalmon, L. Fanini & O. Defeo 2020. Macroinvertebrates as indicators of human disturbances on sandy beaches: A global review. ---- *Ecological Indicators* 118, 106764. <https://doi.org/10.1016/j.ecolind.2020.106764>

Costa, V., A. Mazzola, F. Rossi & J. S. Vizzini 2019. Decomposition rate and invertebrate colonization of seagrass detritus along a hydrodynamic gradient in a Mediterranean coastal basin: The Stagione di Marsala (Italy) case study. ---- *Marine Ecology* 2019, 00: e12570 <https://doi.org/10.1111/maec.12570>

Csabai, Z., P. Borza, T. Rewicz, B. Pernecker, B. J. Berta & A. Mora 2020. Mass appearance of the Ponto-Caspian invader *Pontogammarus robustoides* in the River Tisza catchment: bypass in the southern invasion corridor? ---- *Knowledge and Management of Aquatic Ecosystems* 421: 9 <https://doi.org/10-1051/kmae.2020003>

Curtis, A. N., K. Bourne, M. E. Borsuk, K. L. Buckman, E. Demidenko, V. F. Taylor & C. Y. Chen 2019. Effects of temperature, salinity, and sediment organic carbon on methylmercury bioaccumulation in an estuarine amphipod. ---- *Science of the Total Environment* 687, 907-916. <https://doi.org/10.1016/j.scitotenv.2019.06.094> (*Leptocheirus plumulosus*.)

Cusa, M., J. Berge & Ø. Varpe 2019. Seasonal shifts in feeding patterns: Individual and population realized specialization in a high Arctic fish. ---- *Ecology and Evolution* 9(19), 11112-11121. <https://doi.org/10.1002/ece3.5615> (Polar Cod; amphipods important food.)

Cuthbert, R. N., N. E. Coughlan, J. W. E. Dickey, M. Rea, C. Laverty, J. South, K. Crane, M. McCard & J. T. A. Dick 2019. Shell shocked: high potential impacts on native prey by non-native turtles irrespective of benthic habitat context. — *Aquatic Invasions* 14, 758-774. <https://doi.org/10.3391/ai.2019.14.4.13> (Amphipods are prey)

De los Rios, P. 2019. First report of inland water crustaceans in coastal waterbodies in Antofagasta (23°S, Chile). — *Crustaceana* 92, 1449-1454. <https://doi.org/10.1163/15685403-00003921> (*Hyaella* spp)

Delić, T., F. Stoch, S. Borko, J.-F. Flot & C. Fiser 2020. How did subterranean amphipods cross the Adriatic Sea? Phylogenetic evidence for dispersal-vicariance interplay mediated by marine regression-transgression cycles. — *Journal of Biogeography* 47(9), 1875 - 1887 <https://doi.org/10.1111/jbl.13875> (*Niphargus* spp)

Delić, T., P. Trontelj, V. Zakšek & C. Fišer 2016. Biotic and abiotic determinants of appendage length evolution in a cave amphipod. — *Journal of Zoology* 299-1, 42-50 <https://doi.org/10.1111/jzo.12318> (*Niphargus croaticus*)

Denisenko, S. G., N. V. Denisenko, E. M. Chaban, S. Yu. Gagaev, V. V. Petryashov, N. E. Zhuravleva & A. A. Sukhotin 2019. The current status of macrozoobenthos around the Atlantic walrus haul-outs in the Pechora Sea (SE Barents Sea). — *Polar Biology* 42, 1703-1717. <https://doi.org/10.1007/s00300-018-02455-3>

Dias Bernardes, I., E. Ona & H. Gjørseter 2020. Study of the Arctic mesopelagic layer with vessel and profiling multifrequency acoustics. — *Progress in Oceanography* 182, 102260. <https://doi.org/10.1016/j.pocean.2019.102260>

Dickey, J. W. E., R. N. Cuthbert, J. South, J. R. Britton, J. Caffrey, X. Chang, K. Crane, N. E. Coughlan, E. Fadaei, K. D. Farnsworth, S. M. H. Ismar-Rebitz, P. W. S. Joyce, M. Julius, C. Laverty, F. E. Lucy, H. J. MacIsaac, M. McCard, C. L. Q. McGlade, N. Reid, A. Ricciardi, R. J. Wassermann, O. L. F. Weyl & J. T. A. Dick 2020. On the RIP: using Relative Impact Potential to assess the ecological impacts of invasive alien species. — *Neobiota* 55, 27-60 <https://doi.org/10.3897/neobiota.55.49547>

Dong, D. T., A. F. Miranda, M. Carve, H. Shen, C. Trestrail, K.V. Dinh & D. Nugegoda 2020. Population- and sex-specific sensitivity of the marine amphipod *Allorchestes compressa* to metal exposure. — *Ecotoxicology and Environmental Safety* 206, 111130 <https://doi.org/10.1016/j.ecoenv.2020.111130>

Drozdova, P., E. Madyarova, M. Dimova, A. Gurkov, K. Vereshchagina, R. Adelshin & M. Timofeyev 2020. The diversity of microsporidian parasites infecting the Holarctic amphipod *Gammarus lacustris* from the Baikal region is dominated by the genus *Dictyocoela*. — *Journal of Invertebrate Pathology* 172: 107330 <https://doi.org/10.1016/j.jip.2020.107330>

Drozdova, P., L. Rivarola-Duarte, D. Bedulina, D. Axenov-Gribanov, S. Schreiber, A. Gurkov, Z. Shatilina, K. Vereshchagina, Y. Lubyaga, E. Madyarova, C. Otto, F. Jühling, W. Busch, L. Jakob, M. Lucassen, F. J. Sartoris, J. Hackermüller, S. Hoffmann, H.-O. Pörtner, T. Luckenbach, M. Timofeyev & P. F. Stadler 2019. Comparison between transcriptomic response to short-term stress exposures of a common Holarctic and endemic Lake Baikal amphipods. ----*BMC Genomics* 20, 712, (*Gammarus lacustris*, *Eulimnogammarus verrucosus* & *E. cyaneus*.)

Drozdova, P., A. Saranchina, M. Morgunova, A. Kizenko, Y. Lubyaga, B. Baduev & M. Timofeev 2020. The level of putative carotenoid-binding proteins determines the body-color in two species of endemic Lake Baikal amphipods. ---- *Peer Journal* 8, e9387. (*Eulimnogammarus cyaneus* & *E. vittatus*)

Du, J., S. Xu, Q. Zhou, H. Li, L. Fu, J. Tang, Y. Wang, X. Peng, Y. Xu & X. Du 2020. A review of microplastics in the aquatic environment: distribution, transport, ecotoxicology, and toxicological mechanisms. ---- *Environmental Science and Pollution Research* 27, 11494-11505. <https://doi.org/10.1007/s11356-020-08104-9>

Dvoretzky, A. G. & V. G. Dvoretzky 2020. (Symbionts and sessile microbiota of Red King Crab from eastern Murman (Dalnyezelentskaya Bay, Barents Sea) in July 2014.). ---- ????? (In Russian)

Elias-Piera, F., S. Rossi, M. A. V. Petti, L. S. Campos, M. T. Valerio-Berardo & T. N. Corbusier 2020. Fauna associated with morphologically distinct macroalgae from Admiralty Bay, King George Island (Antarctica). ---- *Polar Biology* 43, 1535 - 1547. <https://doi.org/10.1007/s00300-020-02726-y>

Esmaili-Rineh, S., M. Mamaghani-Shishvan, C. Fišer, V. Akmali & N. Najafi 2019. Range sizes of groundwater amphipods (Crustacea) are not smaller than range sizes of surface amphipods: a case study from Iran. — *Contributions to Zoology* 89, 1-13. <https://doi.org/10.1163/18759866-20191418>

Faasse, M. & M. Ligthart 2019. (First observation of the amphipod *Jassa slatteryi* Conlan, 1990 in the Netherlands). ---- *Het Zeepaard* 79, 123-126. (In Dutch)

Ferreira, D. R. J., S. A. Dena-Silva, A. Z. Güth, M. Bueno & F. P. P. Leite 2019. Temporal variation in peracarid assemblages inhabiting *Caulerpa racemosa* in two Brazilian shores. ---- *Marine Biodiversity* 49, 1253-1260. <https://doi.org/10.1007/s12256-018-0909-2>

Fišer, C., T. Delić, R. Lustrik, M. Zigmajster & F. Altermatt 2019. Niches within niches: ecological differentiation of subterranean amphipods across Europe's interstitial waters. ---- *Ecography* 42, 1212-1223. <https://doi.org/10.1111/ecog.03983>

Fleeger, J. W., D. S. Johnson, S. Zengel, I. A. Mendelssohn, D. R. Deis, S. A. Graham, Q. Lin, M. C. Christman, M. R. Riggio & M. Pant 2020. Macroinfauna responses and recovery trajectories after an oil spill differ from those following saltmarsh restoration. ---- *Marine Environmental Research* 155: 104881 <https://doi.org/10.1016/j.marenvres.2020.104881>

Friesen, O. C., S. Goellner, R. Poulin & C. Lagrue 2019. Parasites shape community structure and dynamics in freshwater crustaceans. ——— *Parasitology* 147, 182-193. <https://doi.org/10.1017/S0031182019001483> (*Paracalliope fluviatilis* host to trematode)

Frutos, I. & A. M. Jazdzewska 2019. Deep-sea amphipod fauna of the Sea of Okhotsk. ---- *Progress in Oceanography* 178, 102147. <https://doi.org/10.1016/j.pocean.2019.102147>

Fuller, N., J. T. Smith & A. T. Ford 2019. Impacts of ionising radiation on sperm quality, DNA integrity and post-fertilisation development in marine and freshwater crustaceans. ---- *Ecotoxicology and Environmental Safety* 186, 109764. <https://doi.org/10.1016/j.ecoenv.2019.109764> (Some impact on *Echinogammarus marinus*, no impact on *Gammarus pulex*)

Galipaud, M., L. Bollache & C. Lagrue 2019. Acanthocephalan infection patterns in amphipods: a reappraisal in the light of recently discovered host cryptic diversity. ---- *Diseases of Marine Organisms* 136, 105-119. <https://doi.org/10.3354/dao03379>

Gan, S. X., Y. C. Tay & D. Huang 2019. Effects of macroalgal morphology on marine epifaunal diversity. ---- *Journal of the Marine Biological Association UK* 99, 1697-1707. <https://doi.org/10.1017/S0025315419000900>

Gasca, R. & M. E. Hendrickx 2020. Species of *Scina* Prestandrea, 1833 (Amphipoda, Hyperiidea, Scinidae) from western Mexico with the description of a new species from the Gulf of California. ---- *Zootaxa* 4803, 329-344 <https://doi.org/10.11646/zootaxa.4803.2.5> (Nine *Scina* species, among them *S. trispina* n. sp. from the Gulf of California, c 1400m)

Geoffroy, M., M. Daase, M. Cusa, G. Darnis, M. Graeve, N. Santana Hernandez, J. Berge, P. E. Renaud, F. Cottier & S. Falk-Petersen 2019. Mesopelagic sound scattering layers of the high Arctic: seasonal variations in biomass, species assemblages, and trophic relationships. ---- *Frontiers in Marine Science* 6, 364. <https://doi.org/10.3389/fmars.2019.00364>

Georgiev, A. F., A. I. Sidorova, Yu. A. Shustov & M. A. Lesonen. 2019 (The Baikalian amphipod, *Gmelinoides fasciatus* (Amphipoda, Crustacea), in the diet of perch in the littoral zone of Lake Onego: age and seasonal aspects). ---- *Zoologicheskyy Zhurnal* 98, 749-757. <https://doi.org/10.1134/s0044513419070055> (In Russian)

Gerhardt, A. 2019. Plastic additive Bisphenol A. toxicity in surface- and groundwater crustaceans. ---- *Journal of Toxicology and Risk Assessment* 5 (1): 017 <https://doi.org/10.23937/2527-4061.1510017> (i.a. *Niphargus casparyi* and *Gammarus fossarum*)

Gerhardt, A., N. Badouin & M. Weiler 2020. *In situ* biomonitoring of groundwater quality using freshwater amphipods exposed to organic fertilizer and rainfall events. ---- *Current Topics in Toxicology*, in press

Gjoni, V., A. Basset & D. S. Glazier 2020. Temperature and predator cues interactively affect ontogenetic metabolism scaling of aquatic amphipods. ---- *Biology Letters* 16: 20200267 <http://dx.doi.org/10.1098/rsbl.2020.0267> (*Gammarus minus* & *G. insensibilis*)

Glazier, D. S., J. J. Borrelli & C. L. Hoffman 2020. Effects of fish predators on the mass-related energetics of a keystone freshwater crustacean. ---- *Biology* 2020 , 9, 40 <https://doi.org/10.3399/biology0130040> (*Gammarus minus*)

Gnohossou, P. & C. Piscart 2019. A new species of *Quadrivisio* (Amphipoda, Maeridae) from coastal tropical lagoons (Benin, West Africa). ---- *European Journal of Taxonomy* 533, 1-14. <https://doi.org/10.5852/ejt.2019.533> (*Q. laleyei* n. sp.)

Golovan, O. A., M. Blazewicz, A. Brandt, A. M. Jazdzewska, P. Jozwiak, A. V. Lavrentieva, M. V. Malutina, V. V. Petryashov, T. Riehl & V. V. Sattarova, 2019. Diversity and distribution of peracarid crustaceans (Malacostraca) from the abyss adjacent to the Kuril-Kamchatka Trench. ---- *Marine Biodiversity* 49, 1343-1380. <https://doi.org/10.1007/s12526-018-0908-3>

Gomez-Olivan, L. M., D. A. Solis-Casados, H. Islas-Flores & N. S. Juan-Reyes 2019. *Evaluation of the toxicity of an industrial effluent before and after a treatment with Sn-modified TiO2 under UV irradiation through oxidative stress biomarkers*. ----Pp 157-175 in: *Pollution of water bodies in Latin America* (Not seen. *Hyalella* test animal)

Gonzalez, B. C., A. Martinez, J. Olesen, S. B. Trusky, L. Ballou, M. Allentoft Larsen, J. Daniels, P. Heinerth, M. Parrish, N. Manco, J. Ward, T. M. Iliffe. K. J. Osborn & K. Worsaae 2020. Anchialine biodiversity in the Turks and Caicos Islands: New discoveries and current faunal composition. ---- *International Journal of Speleology* 49, 71-86 <https://doi.org/10.5038/1827-806X.49.2.2316>. (*Bahadzia stocki* & *Spelaeonicippe provo*)

Gorokhova, E., G. Martella, N. H. Motwana, N. Y. Tretyakova, B. Sundelin & H. V. Motwani 2020. DNA epigenetic marks are linked to embryo aberrations in amphipods. ---*Scientific Reports* 10: 655 <https://doi.org/10.1038/s41598-020-57465-1> (*Monoporeia affinis*)

Gouillieux, B. & P.-G. Sauriac. 2019. *Laticorophium baconi* (Shoemaker, 1934) (Crustacea: Amphipoda: Corophiidae: Corophiini): first record in European marine waters. ---- *BioInvasion Records* 8, 848-861. <https://doi.org/10.3391/bir.2019.8.4.13> (Found in Affacs Bay on the Spanish

Mediterranean coast. With a complete redescription, The species *Hirayamaia tridentia* is transferred to *Apocorophium*.)

Grabner, D., D. Weber & A. M. Weigand 2020. Updates to the sporadic knowledge on microsporidian infections in groundwater amphipods (Crustacea, Amphipoda, Niphargidae). ---- *Subterranean Biology* 33, 71-85. <https://doi.org/10.3897/subtbiol.33.48633>

Grabowski, M., A. Jabłońska, A. Weydmann-Zwolicka, M. Gantsevich, P. Strelkov, M. Skazina & J. M. Węśławski 2019. Contrasting molecular diversity and demography patterns in two intertidal amphipod crustaceans reflect Atlantification of High Arctic. ---- *Marine Biology* 166, 155 <https://doi.org/10.1007/s00227-019-3603-4> (*Gammarus oceanicus* and *G. setosus*)

Greenstein, D. J., A. N. Parks & S. M. Bay 2019. Using spatial and temporal variability data to optimize sediment toxicity identification evaluation (TIE) study designs. ---- *Environmental Management* 15, 248-258. <https://doi.org/10.1002/team.4104>

Guðmundsdóttir, R., A.-K. Kreiling, B. K. Kristjánsson, V. Þ. Marteinson & S. Pálsson 2019. Bacterial diversity in Icelandic cold spring sources and in relation to the groundwater amphipod *Crangonyx islandicus*. ---- *PlosONE* 14(10):e0222527 <https://doi.org/10.1371/journal.pone.0222527>

Guerra-Garcia, J. M. 2020. A new caprellid genus and species (Crustacea: Amphipoda: Caprellidae) from Australia. ---- *Nauplius* 28 <https://doi.org/10.1590/2358.2936e2020029> (*Parapseudoaeginella australiensis* n. gen, n. sp. from Ningaloo Reef, W. Australia.)

Guerra-Garcia, J. M. & S. T. Ahyong 2020. A new genus and two new species of Caprellidae (Crustacea: Amphipoda) from mesophotic and deep-sea waters of Australia. ---- *Records of the Australian Museum* 72, 45-62. <https://doi.org/10.3853/j.2201-4349.72.2020.1764> (Deals with *Pseudoliropus keablei* n. gen., n. sp. Arafura Sea, NT, Austr., and *Pseudoprotella australiensis* n. sp. (Broken Bay, NSW))

Guerra-Garcia, J. M., S. J. Keable & S. T. Ahyong 2020. A new species of *Paraproto* (Crustacea: Amphipoda) from southern New South Wales, Australia. ---- *Zootaxa* 4755, 271-293. <https://doi.org/10.11646/zootaxa.4755.2.4> (Deals with *P. murrayae* n. sp. (Bass Point, NSW), with illustration of *P. tasmaniensis* and a key to and discussion of all *Paraproto*.)

Gurkov, A., L. Rivarola-Duarte, D. Bedulina, I. Fernandez Casas, H. Michael, P. Drozdova, A. Nazarova, E. Govorukhina, M. Timofeev, P. T. Stadler & T. Luckenbach 2019. Indication of ongoing amphipod speciation in Lake Baikal by genetic structures within endemic species. ---- *BMC Evolutionary Biology* 19: 138. <https://doi.org/10.1186/s12862-019-1470-8> (*Eulimnogammarus verrucosus*, *E. cyaneus* and *E. vittatus*, compared to *Gammarus lacustris*)

Gutierrez, J. L., M. Bagur & M. G. Palomo 2019. Algal epibionts as co-engineers in mussel beds: Effects on abiotic conditions and mobile interstitial invertebrates. ---- *Diversity 11*: 17. <https://doi.org/10.3390/d11020017> .

Hall-Mullen, A. 2019. *Connectivity and putative native ranges of the two “cosmopolitan” biofouling amphipod species, Jassa marmorata and Jassa slatteryi*. ----- M. Sc Thesis, AWI Organization (Not seen)

Hamdy, R., J. Langeneck, M. M. Atta, M. M. Dorgham, H. H. El-Rashidy & L. Musco 2019. Diversity and ecology of crustaceans from shallow rocky habitats along the Mediterranean coast of Egypt. ---- *Marine Biodiversity 49*, 221-233. <https://doi.org/10.1007/s12526-017-0787-z>

Handley, S. J., D. Morrissey, C. Depree, M. Carter & L. A. Mejia Torres 2020. Relative macrofaunal biomass under an enriched salmon farm, Pelorus Sound, Aotearoa-New Zealand. ---- *Marine Pollution Bulletin 157*, 111303 <https://doi.org/10.1016/j.marpolbul.2020.111303>

Haram, L. E., E. E. Soika & J. E. Byers 2020. Effects of novel, non-native detritus on decomposition and invertebrate community assemblage. ---- *Marine Ecology Progress Series 643*, 49-61 <https://doi.org/10.3354/meps13335>

Harrison, A. M., M. L. Hudson & G. A. Burton 2019. Hyporheic interactions increase zinc exposure and effects to *Hyalella azteca* in sediments under flow-through conditions. ---- *Environmental Toxicology & Chemistry 38*, 2447-2458. <https://doi.org/10.1002/etc.4554>

Hayman, N. T., G. H. Rosen, M. A. Colvin, B. D. Chadwick, B. Rao, D. Athanasiou, M. Rakowska, I. Drygiannaki, G. A. Burton jr & D. D. Reible 2019. Seasonal toxicity observed with amphipods (*Eohaustorius estuarius*) at Paleta Creek, San Diego Bay, USA. ---- *Environmental Toxicology and Chemistry 39*, 229-239. <https://doi.org/10.1002/etc.4619>

Hegna, T. A., E. A. Lazo-Wasem, M. de L. Serrano-Sanchez, R. Barragan & F. J. Vega 2019. A new fossil talitrid amphipod from the lower early Miocene Chiapas amber documented with microCT scanning. ---- *Journal of South American Earth Sciences 98*, 102462. <https://doi.org/10.1016/j.jsames.2019.102462> (*Caecorchestia bousfieldi* Hegna & Lazo-Wasem n. gen., n. sp. from Campo La Granja, Chiapas, Mexico)

Heiser, S., C. D. Amsler, J. B. McClintock, A. J. Shilling & B. J. Baker 2020. Every Rule Has an Exception: a Cheater in the Community-Wide Mutualism in Antarctic Seaweed Forests. ---- *Integrative and Comparative Biology*, icaa058 <https://doi.org/10.1093/icb/icaa058> (*Paradexamine fissicauda* feeds on the chemically defended red alga *Plocameum* and becomes chemically defended itself)

Hengstum, P. J. van, J. N. Cresswell, G. A. Milner & T. M. Iliffe 2019. Developments of anchialine cave habitats and karst subterranean estuaries since the last Ice Age. ---- *Scientific Reports* 9, 11907. <https://doi.org/10.1038/s41598-019-48058-8>

Herawati, V. E., Pinandoyo, Y. S. Darmanto, N. Rismaningsih, J. Hutabarat, S. B. Ptayitno & O. K. Radjasa 2020. Effect of feeding with *Phronima* sp. on growth, survival rate and nutrient value content of Pacific white shrimp (*Litopenaeus vannamei*) post-larvae. ---- *Aquaculture* 735674. <https://doi.org/10.1016/j.aquaculture.2020.735674>

Herbison, R., S. Evans, J.-F. Doherty, M. Algie, T. Kleffmann & R. Poulin 2019. A molecular war: Convergent and ontogenetic evidence for adaptive host manipulation in related parasites infecting divergent hosts. ---- *Proceedings of the Royal Society B* 286: 20191827 <https://dx.doi.org/10.1098/rspb.2019.1827> (*Bellorchestia quoyana* one of hosts)

Hohenadler, M. A. A., M. Nachev, M. Freese, J. D. Pohlmann, R. Hanel & B. Sures 2019. How Ponto-Caspian invaders affect local parasite communities of native fish. ---- *Parasitology Research* 118, 2543-2555. <https://doi.org/10.1007/s00436-019-06399-3>

Horn, S., P. Schwemmer, M. Mercker, L. Enners, R. Asmus, S. Garthe & H. Asmus 2019. Species composition of foraging birds in association with benthic fauna in four intertidal habitats of the Wadden Sea. ---- *Estuarine, Coastal and Shelf Science* 233, 106537 <http://doi.org/10.1016/j.ecss.2019.106537> (i.a. *Corophium* spp)

Horton, T., H. Cooper, R. Vlierboom, M. Thurston, C. Hauton & C. R. Young 2020. Molecular phylogenetics of deep-sea amphipods (*Eurythenes*) reveal a new undescribed species at the Porcupine Abyssal Plain, North East Atlantic. ---- *Progress in Oceanography* 183, 102292. <https://doi.org/10.1016/j.pocean.2020.102292> (Four spp of *Eurythenes* found: *E. obesus*, *E. maldoro*, a species in the *E. magellanicus* complex, and an as yet undescribed new species.)

Horton, T., M. H. Thurston, R. Vlierboom, Z. Gutteridge, C. A. Pebody, A. R. Gates & B. J. Bett 2020. Are abyssal amphipod assemblages linked to climate cycles? ---- *Progress in Oceanography* 184, 102318. <https://doi.org/10.1016/j.pocean.2020.102318>

Hudgens, B. & M. Harbert 2019. Amphipod predation on Northern Red-legged Frogs (*Rana aurora*) embryos. ---- *Northwestern Naturalist* 100, 126-131. <https://doi.org/10.1898/NWN-18-09> (*Crangonyx* spp)

Huff Hartz, K. E., S. A. Nutile, C. Y. Fung, F. L. Sinche, P. W. Moran, P. C. Van Metre, L. H. Nowell & M. J. Lydy 2019. Survey of bioaccessible pyrethroid insecticides and sediment toxicity in urban streams of the northeast United States. ---- *Environmental Pollution* 254A: 112931. <https://doi.org/10.1016/j.envpol.2019.07.099> (*Hyaella azteca*)

Hughes, L. E. 2020. *Lepidepecreoides stoddartae* sp. nov. from the Falkland Islands (Amphipoda: Tryphosidae). ---- *Zootaxa* 4816, 108-114. <https://doi.org/10-11646/zootaxa.4816.1.7> (From the North Falkland Basin, no less than 12 specimens of this rarely collected genus. With a key to all species of *Lepidepecreoides*)

Huwae, P. 2019. (Other lovers: about parasites and commensals of marine mammals in the Netherlands). ---- *Het Zeepaard* 79, 194-201 (In Dutch. Five cyamid species recorded from the Netherlands (p. 196).)

Iannilli, V., F. Corami, P. Grasso, F. Lecce, M. Buttinelli & A. Detini 2020. Plastic abundance and seasonal variation on the shorelines of three volcanic lakes in Central Italy: can amphipods help detect contamination? ---- *Environmental Science and Pollution Research* 27, 14711-14722. <https://doi.org/10.1007/s11356-020-07954-7> (*Cryptorchestia garbinii*)

Iannilli, V., F. Lecce & L. Latella 2019. Genotoxic effect induced by glyphosate-based herbicide on two gammarid species, the invasive *Dikerogammarus villosus* (Sowinsky, 1894) (Crustacea, Amphipoda) and the native *Echinogammarus veneris* (Heller, 1865). ---- *Fundamental and Applied Limnology* 193, 143-153. <https://doi.org/10.1127/fal/2019/1233>

Iannilli, V., V. Pasquali, A. Setini & F. Corami 2019. First evidence of microplastics ingestion in benthic amphipods from Svalbard. ---- *Environmental Research* 179, 108811. <https://doi.org/10.1016/j.envres.2019.108811> (*Gammarus setosus*)

Iguchi, A., M. Nishijima, Y. Yoshioka, A. Miyagi, R. Miwa, Y. Yanaka, S. Kato, T. Matsui, Y. Igarashi, N. Okamoto & A. Suzuki 2020. Deep-sea amphipods around cobalt-rich ferromanganese crusts: taxonomic diversity and selection of candidate species for connectivity analysis. ---- *Plos One* 15 (2): e0228483 <https://doi.org/10.1371/journal.pone.0228483> (*Abyssorchomene* sp.)

Ivanova, E. S., N. E. Dokuchaev & S. E. Spiridonov 2019. Larval spirurids in a supralittoral amphipod in the north-east of Russia and the identification of the intermediate host of *Antechiniella septentrionalis* (Spiruridae: Acuariidae), parasitic in a tundra vole. ---- *Journal of Helminthology* 94, e87. <https://doi.org/10.1017/S0022149X19000750> (The intermediate host is *Traskorchestia ditmari*)

Izegaeghe, J. I., L. Vivier & H. M. Mzimela 2020. Spatial and temporal distribution of macrobenthic fauna of subtropical Richards Bay Harbour, South Africa. ---- *Regional Studies in Marine Science* 36, 101313. <https://doi.org/10.1016/j.rsma.2020.101313>

Jabłońska, A., W. Wrzenińska, A. Zawal, V. Pešić & M. Grabowski 2019. Long-term within-basin isolation patterns, different conservation units, and interspecific mitochondrial DNA introgression in an amphipod endemic to the ancient Lake Skadar system, Balkan Peninsula. ---- *Freshwater Biology* 65, 209-225. <https://doi.org/10.1111/fwb.13414> (*Homoeogammarus scutarensis*)

- Jarzebowski, E. A., C. Chény, Y. Fang & B. Wang 2020. First Mesozoic amphipod crustacean from the Lower Cretaceous of SE England. ---- *Cretaceous Research* 112, 104429. <https://doi.org/10.1016/j.cretres.2020.104429>
- Jażdżewska, A. M. & T. Mamos 2019. High species richness of Northwest Pacific deep-sea amphipods revealed through DNA barcoding. ---- *Progress in Oceanography* 178, 102184. <https://doi.org/10.1016/j.pocean.2019.102184>
- Jażdżewska, A. M., T. Rewicz, T. Mamos, R. Wattier, K. Bącela-Spychalska & M. Grabowski 2020. Cryptic diversity and mDNA phylogeography of the invasive demon shrimp, *Dikerogammarus haemobaphes* (Eichwald, 1841), in Europe. ---- *NeoBiota* 57, 53-86 <https://doi.org/103897/neobiota.57.46699>
- Jelassi, R., H. Khemaissia, C. Ghemari, M. Raimond, C. Souty-Grosset & K. Nasri-Ammar 2019. The induced damage in the hepatopancreas of *Orchestia* species after exposure to a mixture of Cu/Zn—An ultrastructural study. ---- *Microscopic Research Techniques* 2019, 1-8. <https://doi.org/10.1002/jemt.23397>
- Jermacz, L, H. Kletkiewicz, A. Nowakowska, A. Dzierzynska-Bialonczyk, M. Klimiuk & J. Kobak 2020. Continuity of chronic predation risk determines changes in prey physiology. ---- *Scientific Reports* 10: 6972 <https://doi.org/10.1038/s41598-020-64000-9> (*Dikerogammarus villosus* and *Gammarus jazdzewskii*)
- Johansen, P.-O. & W. Vader 2019. *Paradulichia spinifera* Gurjanova, 1946 (Amphipoda, Dulichiidae), a valid species? ---- *Fauna Norvegica* 39, 111-118. <https://doi.org/10.5324/fn.v39i0.2993> (Yes, it is)
- Johns, T., J. England & C. Sales 2019. The arrival of the Demon Shrimp in Hertfordshire. ---- *Transactions of the Hertfordshire Natural History Society* 51, 63-66 (*Dikerogammarus haemobaphes*.)
- Jordan S., B. K. Hand, S. Hotaling, A. G. Delvecchia, R. Malison, C. Nissley, G. Luikart & J. A. Stanford 2019. Genomic data reveal similar genetic differentiation in aquifer species with different dispersal capabilities and life histories. ---- *Biological Journal of the Linnean Society* 129, 315-322. <https://doi.org/10.1093/biolinnean/blz173> (i.a. *Stygobromus*)
- Jourdain, J., K. Piro, A. Weigand & M. Plath 2019. Small-scale phenotypic differentiation along complex stream gradients in a non-native amphipod. ---- *Frontiers in Zoology* 16: 29 <https://doi.org/10.1186/s12983-019-0327-8> (*Gammarus roeselii*)
- Jung, T. W., C. O. Coleman & S. M. Yeon 2019. Taxonomic study on the photid amphipods (Senticaudata, Corophiida, Photoidea, Photidae) from Korean waters, with description of a new genus and seven new species. ---- *ZooKeys* 886, 1-59. <https://doi.org/10.3897/zookeys.886>

[zookeys.886.38511](https://doi.org/10.1163/18759866-bja10004) (Deals with *Exiliphotis petila* n. gen., n. sp. (Daegwantal Island, Jeju-do), *Latigammaropsis careocavata* n. sp. (Sogyeulbi-do Island, Gyeongsangnam), *Photis bronco* n. sp. (Daryeo-do Island, Jeju-do), *Ph. longicaudata* (European material), *Ph. longicarpus* n. sp. (Geomeunyeo, Jeju-do Island), *Ph. posterolobus* n. sp. (Geomeunyeo, Jeju-do Island), *Podocerosopsis insinuomanus* n. sp. (Gageo-do Island, Jeju-do), and *P. pseudoclavapes* n. sp. (Bigin-do Island, Gyeongsangnam-do). A key to Korean Photidae is provided)

Jurado-Rivera, J. A., F. Zapelloni, J. Pons, C. Juan & D. Jaume 2020. Morphological and molecular species boundaries in the *Hyaella* species flock of Lake Titicaca (Crustacea: Amphipoda). ---- *Contributions to Zoology* (2020), 1-20 <https://doi.org/10.1163/18759866-bja10004> (A most interesting paper, laying the basis for further species descriptions. Contains also a key to Lake Titicaca *Hyaella*.)

Just, J. 2019. Galeatylinae, a new subfamily of Atylidae for *Galeatylus coripes*, new genus and species, from the Bass Strait, south-eastern Australia (Amphipoda, Dexaminioidea). ---- *Zootaxa* 4701, 291-295. <https://doi.org/10.11646/zootaxa.4701.3.5>

Kakesh, M., K. A. Treasa Nimy, V. M. Kannan, V. G. Gopikrishna, M. Abdul Shukkur, M. B. Binish, V. Arunbabu, P. S. Rakesh & K. P. Krishnan 2019. Metal content in zooplankton of two Arctic fjords, Ny-Ålesund, Svalbard. ---- *Environmental Nanotechnology, Monitoring & Management* 12, 100251 <https://doi.org/10.1016/j.enmm.2019.100251>

Karnaukov, D., S. Biritskaya, M. Teplykh, N. Silenko, E. Dolinskaya & E. Silow 2019. (The abundance and structure of population of pelagic amphipod *Macrohectopus branickii* in the coastal zone of Lake Baikal). ---- *Acta Biologica Sibirica* 5(3), 154-158. <https://doi.org/10.14258/abs.v5.13.6574> (In Russian)

Karnaukov, D. Y. & E. A. Kurashov 2020 (On nighttime vertical migrations of amphipods in Lake Ladoga). ---- *Trudy Karelskogo* 4, 115-124 <https://doi.org/10.17076/lim1140> (In Russian, not seen. Deals with *Gmelinoides fasciatus* and *Micruropus possolskii*.)

Kasumyan, A., O. Isaeva, P. Dgebuadze, E. Mekhova, L.T. K. Oanh & T. Britayev 2020. Comatulids (Crinoidea, Comatulidae) chemically defend against coral fish by themselves, without assistance from their symbionts. ---- *Scientific Reports* 10: 6150 <https://doi.org/10.1038/s42598-020-63140-2>

Kim, T. W., Y. R. Kim, M. Park, M. Jeon & M. H. Son. (A study on the eco-toxicity of silicone-based antifoaming agents discharging into marine environments). ---- *Journal of the Korean Society of Marine Environment and Safety* 25, 81-88. <https://doi.org/10.7837/kosomes.2019.25.1.081> (In Korean. *Monocorophium acherusicum*).

Knox, M. A., I. D. Hogg, C. A. Pilditch, J. C. Garcia-R, P. D. N. Hebert & D. Steinke 2020. Contrasting patterns of genetic differentiation among amphipod taxa along New Zealand's

continental margins. ---- *Deep-Sea Research I* 162, 103323 <https://doi.org/10.1016/j.dsr.2020.103323>

Kodama, M. & T. Kawamura 2019. First record of the genus *Ventojassa* Barnard, 1970 (Amphipoda, Ischyroceridae) from Japan. ---- *Crustaceana* 92, 1007-1013. <https://doi.org/10.1163/15685403-00003923> (*V. dentipalma*. Not seen)

Kodama, M., T. Kawamura, K. Nakamoto, N. Ohtsuchi, J. Hayakawa, T. Kanki, T. Kitagawa & Y. Watanabe 2020. Effect of algal phenology on seasonal dynamics of gammarid assemblages: differences between canopy and understory strata in a *Sargassum yezoense* bed. ---- *Marine Ecology Progress Series* 634, 63-76. <https://doi.org/10-3354/meps13194>

Kodama, M., T. Onitsuka & T. Kawamura 2020. A new species of *Sunamphitoe* Bate, 1857 (Crustacea: Amphipoda: Ampithoidae) from Hokkaido, Japan. ---- *Journal of the Marine Biological Association UK* 100, 63-72. <https://doi.org/10.1017/s002531541900105x> (*S. gigantea* n. sp. from Katsurakoi, Hokkaido from *Saccharina* kelp fronds. A synoptic key compares the new species with *S. baegryeongensis* and two forms of *S. eoa*.)

Konschak, M., J. P. Zubrod, P. Baudy, P. Fink, K. Kenngott, S. Lüderwald, K. Englert, C. Jusi, R. Schulz & M. Bundschuh 2020. The importance of diet-related effects of the antibiotic ciprofloxacin on the leaf-shredding invertebrate *Gammarus fossarum* (Crustacea; Amphipoda). ---- *Aquatic Toxicology* 222, 105461. <https://doi.org/10.1016/j.aquatox.2020.105461>

Kosfeld, V., Q. Fu, I. Ebersbach, D. Esser, A. Schaerle, I. Bischof, J. Hollender & D. C. Schlechtriem 2020. Comparison of alternative methods for bioaccumulation assessment: scope and limitations of *in vitro* depletion assays with Rainbow Trout and bioconcentration tests in the freshwater amphipod *Hyalella azteca* (Hybit). ---- *Environmental Toxicology and Chemistry* 39, . <https://doi.org/10.1002/etc.4791>

Kratina, P., T. J. Watts, D. S. Green, R. L. Kordas & E. J. O’Gordan 2019. Interactive effects of warming and microplastics on metabolism but not feeding rates of a key freshwater detritivore. ---- *Environmental Pollution* 255, 113259. <https://doi.org/10.1016/j.envpol.2019.113259> (*Gammarus pulex*)

Kraus, L. A. da S., S. L. R. de Nelo, M. V. Reynier, L. de S. Marinho, L. F. Verga, B. C. Pereira, L. F. M. de Araujo & D. de S. Ximenes 2019. Ecotoxicological evaluation of non aqueous drilling fluids using a Brazilian native versus an exotic amphipod. ---- *Offshore Technology Conference-29745-MS*. <https://doi.org/10.4043/29746-MS> (*Grandidierella bonnieroides* vs *Leptocheirus plumulosus*.)

Kuehr, S., R Kaegi, D. Maletzki & C. Schlechtriem 2020. Testing the bioaccumulation potential of manufactured nanomaterials in the freshwater amphipod *Hyalella azteca*. ---- *Chemosphere* 263, 127961 <https://doi.org/10.1016/j.chemosphere.2020.127961>

Kuehr, S., J. Klehm, C. Stehr, M. Menzel & C. Schlechtriem 2020. Unravelling the uptake pathway and accumulation of silver from manufactured silver nanoparticles in the freshwater amphipod *Hyalella azteca* using correlative microscopy. ---- *Nanoimpact* (2020) <https://doi.org/10.1016/j.impact.2020.100239>

Kunisch, E. H., B. A. Bluhm, M. Daase, R. Gradinger, H. Hop, I. A. Melnikov, Ø. Varpe & J. Berge 2020. Pelagic occurrences of the ice amphipod *Apherusa glacialis* throughout the Arctic. ---- *Journal of Plankton Research* 37, 1-14. <https://doi.org/10-1093/plankt/fbz072>

Kurinas, E. M. 2020. Specific features of distribution of alien species of macrozoobenthos in the Bay of Reservoirs (by example of water bodies of the middle and lower Volga Basins). ---- *Russian Journal of Biological Invasions* 11, 118-125 <https://doi.org/10.1134/S2075111720020058>

Kusube, M., H. Maeji, M. Inoue & K. Tanikawa 2019. (Novel hyper piezophilic bacterial strain with 120 MPa optimum pressure). ---- *The Review of High Pressure Science and Technology* 29, 4-8. (In Japanese)

Kvach, Y & T. Kuzmina 2020. (Parasitological research in Antarctica: review of the issues and future prospects.) ---- *Ukrainian Antarctic Journal* 1 <https://doi.org/10-33275/1727-7485.3.2020.383> (In Russian)

Kwan, Y. H., D. Zhan, N. C. Mestre, W. C. Wong, X. Wang, B. Lu, C. Wang, P.-Y. Qian & J. Sun 2019. Comparative proteomics on deep-sea amphipods after in situ copper exposure. — *Environmental Science and Technology* 53, 13981-13991. <https://doi.org/10.1021/acs.est.9b04503>

Labaude, S., F. Cézilly, L. De Marco & T. Rigaud 2020. Increased temperature has no consequence for behavioral manipulation despite effects on both partners in the interaction between a crustacean host and a manipulative parasite. ---- *Scientific Reports* 10: 11670 <https://doi.org/10.1038/s41598-020-68577-z> (*Gammarus pulex* and the acanthocephalan *Pomphorhynchus laevis*)

Larrañaga, A., I. de Guzman & L. Solagaistua 2020. A small supply of high quality detritus stimulates the consumption of low quality materials, but creates subtle effects on the performance of the consumer. ---- *Science of the Total Environment* 726, 138397. <https://doi.org/10.1016/j.scitotenv.2020.138397> (*Echinogammarus berilloni*)

Lau, S. C. Y., N. C. Wilson, C. N. S. Silva & J. M. Strugnell 2020. Detecting glacial refugia in the Southern Ocean . ---- *Ecography* 43, 1-18. <https://doi.org/10.1111/ecog.04951>

Lebrun, J. D., K. De Jesus, L. Rouillac, M. Ravelli, A. Guenne & J. Tournebize 2019. Single and combined effects of insecticides on multi-level biomarkers in the non-target amphipod *Gammarus*

fossarum exposed to environmentally realistic levels. ---- *Aquatic Toxicology* 218, 105357. <https://doi.org/10.1016/j.Aquatox.2019.105357> .

Lebrun, J. D. & E. Gismondi 2020. Behavioural and biochemical alterations in gammarids as induced by chronic metallic exposures (Cd, Cu and Pb): Implications for freshwater biomonitoring. ---- *Chemosphere* 257, 127253 <https://doi.org/10.1016/j.chemosphere.2020.127253> (*Gammarus fossarum*)

Lee, C.-W., K. Tomikawa & G.-S. Min 2019. First record of the brackish water amphipod *Jesogammarus* (*Jesogammarus*) *hinumensis* (Amphipoda: Anisogammaridae) from Korea with DNA barcode analysis among *Jesogammarus*. ---- *Animal Systematics, Evolution and Diversity* 35, 151-155 <https://doi.org/10.5635/ASED.2019.35.3.018>

Lee, C.-W., K. Tomikawa & G.-S. Min 2020. A new cave amphipod, *Pseudocrangonyx wonkimi* sp. nov. (Crustacea, Amphipoda, Pseudocrangonyctidae), from the Korean Peninsula. ---- *ZooKeys* 960, 1-15. <https://doi.org/10.3897/zookeys.960.53564> (From a cave in SW S. Korea)

Lee, C.-W., K. Tomikawa, T. Nakano & G. S. Mim 2020. A new species of the genus *Pseudocrangonyx* (Crustacea, Amphipoda, Pseudocrangonyctidae) from Simbok Cave, Korea. ---- *Zootaxa* 4731, 321-334. <https://doi.org/10.11646/zootaxa.4731.3.2> (Not seen, *P. joolaei* n. sp.)

Li, J., G. Yan & L. He 2019. The complete mitochondria genome of the largest amphipod, *Alicella gigantea*: Insight into its phylogenetic relationships and deep sea adaptive characters. ---- *International Journal of Biological Macromolecules* 141, 570-577. <https://doi.org/10.1016/j.ijbiomac.2019.09.050>

Linse, K., J. T. Copley, D. P. Cannelly, R. D. Larter, D. A. Pearce, N. V. C. Polunin, A. D. Rogers, C. Chen, A. Clarke, A. G. Glover, A. G. C. Graham, V. A. I. Huvenne, L. Marsh, W. D. K. Reid, C. N. Roterman, C. J. Sweeting, K. Zwirgmaier & P. A. Tyler 2019. Fauna of the Kemp Caldera and its upper bathyal hydrothermal vents (South Sandwich Arc, Antarctica). ---- *Royal Society Open Science* 6: 191501 <https://dx.doi.org/10.1098/rsos.191501>

Little, C. J. & F. Altermatt 2019. Differential resource consumption in leaf litter mixtures by native and non-native amphipods. ---- *Aquatic Ecology* 53, 151-162. <https://doi.org/10.1007/s10452-019-90627-3> (*Gammarus fossarum* and *G. roeselii*)

Little, C. J., E. A. Fronhofer & F. Altermatt 2019. Dispersal syndromes can impact ecosystem functioning in spatially structured freshwater populations. ---- *Biology Letters* 15: 20180865. <https://dx.doi.org/10.1098/nbl.2018.0965>

Liu, M., W. Xiao, Q. Zhang, L. Shi, X. Wang & Y. Xu 2020. Methylmercury bioaccumulation in deepest ocean fauna: Implications for ocean mercury biotransport through food webs. ----

Environmental Science & Technology Letters 7(7), 469-476 <https://doi.org/10.1021/acs.estlett.0c00299> (*Hirondellea gigas*, *Bathycallisoma schellenbergi* & *Alicella gigantea*)

Liversage, K, J. Kotta & L. Pajusalu 2020. Effectiveness of common benthic macrofaunal sampling methodology on boulder and cobble reefs. ---- *Journal of Experimental Marine Biology and Ecology* 530-531, 151413 <https://doi.org/10.1016/j.jembe.2020.151413> ('Large proportions of littoral amphipods and isopods were not sampled.')

Lo Brutto, S., D. Iacofani, J. M. Guerra-Garcia, H. Lubinevsky & B. S. Galil 2019. Desalination effluents and the establishment of the non-indigenous skeleton shrimp *Paracaprella pusilla* Mayer, 1890 in the south-eastern Mediterranean. ---- *Bioinvasion Records* 8, 661-669. <https://doi.org/10.3391/bir.2019.8.3.23>

Lörz, A.-N., S. Brix, A. M. Jazdzewska & L. E. Hughes 2020. Diversity and distribution of North Atlantic Lepechinellidae (Amphipoda: Crustacea). ---- *Zoological Journal of the Linnean Society*, zlaa024. , <https://doi.org/10.1093/zoolinnean/zlaa024> (This is an extensive revision. Descriptions and illustrations of *L. arctica* (of which *L. norvegica* is considered to be a junior synonym) and *L. victoriae*, and in toto figures of all *Lepechinella* species, as well as distribution maps.)

Lourenco, R. A., C. A. Magalhães, S. Taniguchi, S. G. L. Siqueira, G. B. Jacobucci, F. P. P. Leite & M. C. Bicego 2019. Evaluation of macroalgae and amphipods as bioindicators of petroleum hydrocarbons input into the marine environment. ---- *Marine Pollution Bulletin* 145, 564-568. <https://doi.org/10.1016/j.marpolbul.2019.05.052>

Love, A. C., N. Crooks & A. T. Ford 2020. The effect of wastewater effluent on multiple behaviours in the amphipod, *Gammarus pulex*. ---- *Environmental Pollution* 267: 115386 <https://doi.org/10.1016/j.envpol.2020.115386>

Lowry, J. K. & A. A. Myers 2019. *Talitrus saltator* (Montagu, 1808), a species complex (Amphipoda, Senticaudata, Talitroidea, Talitridae). ---- *Zootaxa* 4664, 451-480. <http://dx.doi.org/10.11646/zootaxa.4664.4.1> (Deals with *T. saltator s. str.*, *T. cloqueti* (Audouin, 1826) (neotype from Crete), and *T. platycheles* Guérin, 1832 from the western Mediterranean. The latter two taxa are revived.)

Lowry, J. K. & A. A. Myers 2020. *Clippertonia* gen nov., sp. nov., a new Talitrid amphipod from bird nests on Clipperton Island in the tropical eastern Pacific Ocean (Amphipoda, Senticaudata, Talitroidea, Talitridae). ---- *The Montenegrin Academy of Sciences and Arts Proceedings of the Section of Natural Sciences* 23, 183-189. <https://canupub.me/Docs/2019/689-GI-OPN-23/Glasnik%20OPN%2023%20-%2007.%20J.%20K.%20Lowry%20C%20A.%20A.%20Myers.pdf> (*Clippertonia schmitti* from Clipperton Island bird (boobies) nests)

Lowry, J. K., A. A. Myers & J. Perez-Schultheiss 2020. *Gondwanorchestia tristanensis* gen. nov. sp. nov., a new southern Hemisphere genus and species of talitrid amphipod (Amphipoda, Senticaudata, Talitridae). ---- *Zootaxa* 4748, 375-381. <https://doi.org/10-11646/zootaxa.4748.2.9>

Lowry, J. K. & R. T. Springthorpe 2019. Talitrid amphipods from India, East Africa and the Red Sea (Amphipoda, Senticaudata, Talitroidea, Talitridae). ---- *Zootaxa* 4638, 351-378. <http://dx.doi.org/10.11646/zootaxa.4638.3.3> (Deals with *Austropacifica* n. gen. –type *Orchestia monospina*, further species *A. australis*, *A. pectenispina* and *A. serejoae*; a key to the species is provided. *Gazia* n. gen., type *Gazia gazi* n. sp. (Gazi beach, Kenya), further species *G. ancheidos*, *G. guadalupensis*, *G. itampolo* and *G. samroyodensis*; a key is provided. *Talorchestia* here has 18 species, among which *T. affinis* is redescribed, with *T. franchetti* and the ‘*T. martensi*’ of many authors as synonyms, *T. anakao* n. sp. comes from Nosy V , Madagascar, while the ‘*T. martensi*’ from India of Chilton has to remain *T. spec.* for the time being. A key to adult male *Talorchestia* is included. Table 1 lists all talitrids known from the Indo West Pacific, and figs 1-5 map their distribution.)

Lowry, J. K., R. T. Springthorpe & A. A. Myers 2020. *Carpentaria* gen. nov., a new talitrid genus from tropical Australia (Amphipoda, Senticaudata, Talitroidea, Protorchestiidae). ---- *Zootaxa* 4834, 425-433. <https://doi.org/10.11646/zootaxa.4834.3.5> (*Carpentaria* n. gen, with type species *C. tropicalis* n. sp. (Darwin, NT, mangroves) and further species *C. limicola*, transferred from *Floresorchestia*. Both are fully described and illustrated here,)

Lubinevsky, H., B. Herut & M. Tom 2019. Monitoring long-term spatial and temporal trends of the infaunal community characteristics along the shallow waters of the Mediterranean coast of Israel. ---- *Environmental Monitoring and Assessment* (2019) 191: 724 <https://doi.org/10.1007/s10661-019-7872-7>

Lubyaga, Y., M. Trifonova, P. Drozdova, A. Gurkov, E. Madyarova, D. Axenov-Gribanov, E. Kurashov, K. Vereshchagina, Z. Shatilina & M. Timofeev 2020. Invader amphipods *Gmelinoides fasciatus* (Stebbing, 1899) inhabiting distant waterbodies demonstrate differences in tolerance and energy metabolism under elevated temperatures. ---- *Journal of Great Lakes Research* 46, 881-890. <https://doi.org/10.1016/j.jglr.2020.05-011>

Lutz, M. L., T. E. Minchinton & A. R. Davis 2019. Differences in architecture between native and non-indigenous macroalgae influence associations with epifauna. ---- *Journal of Experimental Marine Biology and Ecology* 514-515, 76-86. <https://doi.org/10-1016/j.jembe.2019.03.006>

Lynn, D. H. & M. C. Str der-Kypke 2019. The sanguicolous apostome *Metacollinia luciensis* Jankowski 1980 (Collinidae, Apostomatia, Ciliophora) is not closely related to other sanguicolous apostomes. ---- *Journal of Eukaryotic Microbiology* 66, 140-146 <https://doi.org/10.1111/jeu.12638> (from *Orchestia gammarellus*)

Mah, C. L. 2020. New species, occurrence records and observations of predation by deep-sea Asteroidea (*Echinodermata*) from the North Atlantic by NOAA ship *Okeanos Explorer*. ----

Zootaxa 4766, 201-260. <https://doi.org/10.11646/zootaxa.4766.2.1> (p. 228 and fig. 12 show the presence of an associated amphipod (not identified, but purple) on *Gilbertaster caribaea*.)

Major, K. M., D. P. Weston, M. J. Lydy, K. E. Huff Hartz, G. A. Wellborn, A. R. Manny & H. C. Poynton 2019. The G119S *ace-1* mutation confers adaptive organophosphate resistance in a nontarget amphipod. — *Evolutionary Applications* 13, 620-635. <https://doi.org/10.1111/eva.12888> (*Hyalella azteca*)

Makarenko, A. L. 2019. (Features of the propagation of alien species of amphipods (Crustacea, Amphipoda) in the condition of watercourses in Belarus). ---- *Главная (Glavnaya)* 64 (1), 72-81. <https://doi.org/10.29235/1029-8940-2019-64-1-72-81> (In Russian. 6 alien species studied in Belarus)

Mamaghani-Shishvan, M. & S. Esmaeili-Rineh 2019. Two new species of groundwater amphipods of the genus *Niphargus* Schiödte, 1849 from northwestern Iran. ---- *European Journal of Taxonomy* 546, 1-23. <https://doi.org/10.5852/ejt.2019.546> (Deals with *N. urmiensis* n. sp. (Oshnavieh City, West Azerbaijan Prov.) and *N. fiseri* n. sp. (Piranshahr City, West Azerbaijan Prov.).)

Marin, I. N. 2019. Crustacean “cave fishes” from the Arabika karst massif (Abkhasia, Western Caucasus): new species of stygobiotic crustacean genera *Xiphocaridinella* and *Niphargus* from the Gegskaya Cave and adjacent area. ---- *Arthropoda Selecta* 28, 225-245. <https://doi.org/10.15298/arthsel.28.2.05> (*Niphargus gegi* n. sp. from Gegskaya cave, Gegri region; Abkhasia)

Marin, I. & T. Antokhina 2020. Hidden burrow associates: macrosymbiotic assemblages of subtidal deep-burrowing invertebrates in the northern part of the Sea of Japan. ---- *Marine Biodiversity* 50: 50 <https://doi.org/10.1007/s12526-020-01065-9> (Figure 1 has a picture of a *Liljeborgia* found with *Urechis*)

Marin, I. & D. Palatov 2019. An occasional record of the amplexus in epigeal *Niphargus* (Amphipoda: Niphargidae) from the Russian Western Caucasus. ---- *Zootaxa* 4701, 97-100. <http://dx.doi.org/10.11646/zootaxa.4701.1.8> (*Niphargus cf magnus*)

Marin, I. & D. Palatov 2019. A new species of the genus *Niphargus* (Crustacea: Amphipoda: Niphargidae) from the south-western part of the North Caucasus. ---- *Zoology of the Middle East* 65, 336-346. <https://doi.org/10.1080/09397140.2019.1663907> (*N. ciscaucasicus* n. sp. from Apsheronsk, Krasnodar region).

Marin, I. & D. M. Palatov 2020. A new species of freshwater amphipod *Gammarus* (Amphipoda: Gammaridae) from Tajikistan (Pamir Mountains). ---- *Arthropoda Selecta* 29, 199-209. <https://doi.org/10.15298/arthsel.29.2.04> (*G. martynovi* n. sp., in the *lacustris* group.)

Marques-Junior, P. R. & A. R. Senna 2020. Description of a new genus and species of the family Melphidippidae Stebbing, 1899 (Crustacea: Amphipoda) from the deep waters of Brazil. ---- *Zootaxa* 3641, 463-475. <http://dx.doi.org/10-11646/zootaxa.3641.4.11> (*Stebbingiella globulosa* n. gen., n. sp. From off Sao Paulo state, 224m)

Marron-Becerra, A., M. Hermoso-Salazar & G. Rivas 2020. A new species of the genus *Hyaella* (Crustacea, Amphipoda) from northern Mexico. ---- *ZooKeys* 941, 1-19 <https://doi.org/10.3897/zookeys.942.50399> (*H. tepehuana* n. sp. from Durango State.)

Masikane, N. F., B. K. Newman & U. M. Scharler 2019. *Grandidierella lignorum* (Amphipoda: Aoridae) can be used for assessing the toxicity of sediment with varying grain sizes and low organic content. ---- *African Journal of Aquatic Science* 44, 163-170. <https://doi.org/10.2989/16085914.2019.1608152>

Mauro, F. da M., P. S do Nascimento & C. S. Serejo 2020. New discoveries for the subfamily Phtisicinae Vassilenko, 1968 (Crustacea: Senticaudata) from the Brazilian coast. ---- *European Journal of Taxonomy* 597, 1-17. <https://doi.org/10.5852/ejt.2020.597> (Deals with *Hemiproto wigleyi* and *Phtisica marina*, with *Ph. verae* Quitete as a junior synonym).

Mekhanikova, I. V. 2019. (A rare abyssal Baikal amphipod, *Polyacantha calceolata* (Crustacea, Amphipoda) at the St Petersburg cold methane seep, central Baikal.) ---- *Zoologicheskyy Zhurnal* 98, 1003-1018. (In Russian. Much information on this previously very rarely collected deep water species.)

Michel, L. N., F. L. Nyssen, P. Dauby, & M. Verheye 2020. Can mandible morphology help predict feeding habits in Antarctic amphipods? ---- *Antarctic Science*, in press <https://doi.org/10.1017/S0954102020000395> (It is of some help, but not enough in itself)

Monroy-Velázquez, L. V., R. E. Rodríguez-Martínez, B.I. van Tussenbroek, T. Aguiar, V. Solís-Weiss & P. Briones-Fourzán 2019. Motile macrofauna associated with pelagic *Sargassum* in a Mexican reef lagoon. ---- *Journal of Environmental Management* 252, 109650. <https://doi.org/10.1016/j.jenvman.2019.109650> (*Ampelisca* sp., *Hyale* sp., *Nototropis minikoi* and *Sunamphitoe pelagica* the amphipods found)

Morino, H. 2019. List of amphipod type specimens relocated in the collection of the National Museum of Nature and Science, Tsukuba, Japan. ---- *Bulletin of the National Museum of Natural Sciences, Ser. A* 45 (2), 39-43.

Morino, H. 2020. Description of *Aokiorcheestia jajima*, a new genus and species from coastal forests in southern Japan (Crustacea: Amphipoda: Talitridae). ---- *The Montenegrin Academy of Sciences and Arts Proceedings of the Section of Natural Sciences* 23, 191-208. <https://canupub.me/Docs/2019/689-GI-OPN-23/Glasnik%20OPN%2023%20-%202008.%20Hiroshi%20Morino.pdf>

(*Aokiorchestia jajima* is used in the taxonomic description in the paper. There seems to be a misspelling in the title. From Tokara Channel)

Morino, H. 2020. The description of two new genera and four new species of the terrestrial Talitridae (Crustacea, Amphipoda) from the Ogasawara and Daito Islands, Southern Japan. ---- *Bulletin of the National Museum of Natural Sciences, Ser. A* 46, 1-23. (Deals with *Miyamotoia spinolabrum* n. gen., n. sp. (Hahajima Isl., Ogasawara), *M. daitoensis* n. sp. (Minam-Daitojima Isl., Okinawa), *Leptorchestia biseta* n. gen., n. sp. Ototojima Isl., Ogasawara, *Morinoia chichijimaensis* n. sp. (Chichima Isl., Ogasawara) and *M. japonica*. A key to all Talitridae from these islands is provided)

Mosbahi, N., L. Boudaya, L. Neifar & J.-C. Dauvin 2020. Do intertidal *Zostera noltei* meadows represent a favourable habitat for amphipods? The case of Kneiss Islands (Gulf of Gabès: Central Mediterranean Sea). ---- *Marine Ecology* 41, in press. <https://doi.org/10.1111/maec.12589> (yes)

Moskalenko, V. N., T. V. Neretina & L. Y. Yampolsky 2020. To the origin of Lake Baikal endemic gammarid radiations, with description of two new *Eulimnogammarus* spp. ---- *Zootaxa* 4766, 457-471. <https://doi.org/10.11646/zootaxa.4766.3.5> (A most interesting paper. The new species are *Eulimnogammarus etingovae* n. sp. (S. Baikal, near Kultuk) and *E. tchernykhii* n. sp. (Pescherk Bay, Baikal). These species are very sparsely illustrated.)

Myers, A. A. & J. K. Lowry 2020. A phylogeny and classification of the Talitridea (Amphipoda, Senticaudata) based on interpretation of morphological synapomorphies and homoplasies. ---- *Zootaxa* 4778, 281-310. <https://doi.org/10.11646/zootaxa.4778.2.3> (An extensive revision, resulting in the erection of many new taxa. These are not listed here, but are presented in the taxonomical listing in this newsletter.)

Myers, A. A. & J. K. Lowry 2020. A revision of the genus *Orchestia* Leach, 1814 with the reinstatement of *O. inaequalipes* (K. H. Barnard, 1951), the designation of a neotype for *Orchestia gammarellus* (Pallas, 1776) and the description of three new species (Crustacea: Amphipoda, Talitridae, Talitrinae). ---- *Zootaxa* 4808, 201-250 <https://doi.org/10.11646/zootaxa.4808.2.1> (This thorough revision deals with *O. gammarellus*, *O. forchensis* n. sp. (Cape Fourchou, Yarmouth Co., Nova Scotia; occurs also on Iceland), *O. xyliino*, *O. montagui*, *O. aestuarensis*, *O. magnifica*, *O. mediterranea*, *O. inaequalipes* (revived), *O. perezi* n. sp. Concon, Valparaiso region, Chile) and *O. tabladoi* n. sp. (Golfo de San Mathias, Argentina).)

Nair, K. K. C., K. V. Jayalakshmy & K. K. Naveen Kumar 2020 Generation studies on benthic amphipod---*Quadrivisio bengalensis* (Gammaridae) from the Kochin Estuary, Southwest coast of India. ---- *Environmental Monitoring and Assessment* 192:68 <https://doi.org/10.1007/s110661-019-7962-6>

Nair, P. 2019. *Ecophysiology and food web dynamics of spring ecotone communities in the Edwards Aquifer, USA*. ---- PhD Thesis, Texas State University <https://digital.library.txstate.edu/handle/10877/8386> (Not seen)

Nakamura, Y., R. Minemizu & N. Saito 2019. “Rhizarian rider”—symbiosis between *Phronimopsis spinifera* Claus, 1879 (Amphipoda) and *Aulosphaera* sp. (Phaeodaria). ---- *Marine Biodiversity* 49, 2193-2195. <https://doi.org/10.1007/s12526-019-01002-5>

Nakano, T. & J. K. Lowry 2019. The correct authorship of the amphipod genus-group name *Quasimodia* (Senticaudata: Hyaloidea: Phliantidae). ---- *Zootaxa* 4671, 449-450. <http://dx.doi.org/10.11646/zootaxa.4671.3.12> (The correct author name, acc. to the authors, is Barnard, 1969.)

Navarro-Barranco, C., A. Irazabal & J. Moreira 2020. Demersal amphipod migrations: spatial patterns in shallow marine waters. ---- *Journal of the Marine Biological Association UK* 100, 239-249. <https://doi.org/10.1017/S002531542000003X>

Neuparth, T., A. I. Lopez, N. Alves, J. M. A. Oliveira & M. M. Santos 2019. Does the antidepressant sertraline show chronic effects on aquatic invertebrates at environmentally relevant concentrations? A case study with the keystone amphipod, *Gammarus locusta*. ---- *Ecotoxicology and Environmental Safety* 183, 109486. <https://doi.org/10.1016/j.ecoenv.2019.109486>

Neuparth, T., A. M. Machado, R. Montes, R. Rodil, S. Barros, N. Alves, R. Ruivo, L. F. C. Castro, J. B. Quintana & M. M. Santos 2020. Transgenerational inheritance of Chemical-induced signature: A case study with simvastatin. ---- *Environment International* 144, 106020 <https://doi.org/10.1016/j.envint.2020.106020> (*Gammarus locusta*)

Ntakis, A., I. Karaouzas, C. Fiser & F. Stoch 2020. An annotated checklist of the Niphargidae (Crustacea: Amphipoda) of Greece. ---- *Zootaxa* 4772, 517-544. <https://doi.org/10.11646/zootaxa.4772.3.5> (All you want to know about *Niphargus* in Greece)

Nurshazwan, J., A. B. Ahmad-Zaki & B. A. R.- Azman 2020. A new species of *Cerapus* (Amphipoda: Senticaudata: Ischyroceridae) from Pulau Bum Bum, Sabah, Malaysia, with an identification key to *Cerapus* species. ---- *Zootaxa* 4802, 519-533. <https://doi.org/10.11646/zootaxa.4802.3.7> (*C. bumbumiensis* n. sp. from Pulau Bum Bum, Sabah. A key to male world *Cerapus* is provided.)

Othaitz, J. P. & J.-C. Sorbe 2020. *Eusirus bonnieri* sp. nov. (Crustacea: Amphipoda: Eusiridae), a new deep water species from the southeastern Bay of Biscay (NE Atlantic Ocean). ---- *Zootaxa* 4751, 238-256. <https://doi.org/10.11646/zootaxa.4751.2> (*E. bonnieri* n. sp. from Capbreton Canyon, Biscaya. With a key to all *Eusirus* species.)

Özbek, M. & M. O. Güloğlu 2019. A second new amphipod species from the Peynirlikönü Cave (EGMA Cave): *Gammarus egmao* sp. nov. (Crustacea: Amphipoda). ---- *Ege Journal of Fisheries and Aquatic Sciences* 36, 201-210. <https://doi.org/10.12714/egejfas.2019.36.3.01>

Özbek, M. & B. Sket 2020. A new *Rhipidogammarus* (Crustacea: Amphipoda) species from Turkey: First record of the genus from the eastern Mediterranean region, with an identification key for the genus. ---- *The Montenegrin Academy of Sciences and Arts Proceedings of the Section of Natural Sciences* 23, 83-98. <https://canupub.me/Docs/2019/689-GI-OPN-23/Glasnik%20OPN%2023%20-%2002.%20Murat%20O%CC%88zbek%2C%20Boris%20Sket.pdf> (*Rhipidogammarus gordankaramani* sp.n from Antalya Province, Turkey)

Özbek, M. & E. Ulutürk 2019. (Population structure of *Gammarus izmirensis* (Amphipoda) inhabiting Yigitler Brook (Nif Stream, Izmir)). ---- *Ege Journal of Fisheries and Aquatic Sciences* 36, 101-107 <https://doi.org/10.12714/egejfas.2019.36.2.01> (In Turkish.)

Ozgen., O., S. Acik & K. Bakir 2019. First records of six species of crustaceans for the eastern Mediterranean Sea. ---- *Crustaceana* 92, 1403-1414. <https://doi.org/10.1163/15685403-00003953> (Not seen.. i.a. *Caprella tuberculata*, *Eriopisella ruffoi* and *Iphimedia vicina*, from the Aegean coast of Turkey.)

Pacioglu, O., S.-A. Strungaru, N. Ianovici, M. N. Filimon, A. Sinitean, G. Iacob, H. Barabas, A. Acs, H. Muntean, G. Plăvan, R. Schulz, J. P. Zubrod & L. Pârvulescu 2020. Ecophysiological and life history adaptations of *Gammarus balcanicus* (Schäferna, 1922) in a sinking-cave stream from Western Carpathians (Romania). ---- *Zoology* 139, 125754. <https://doi.org/10.1016/j.zool.2020.125754>

Paganelli, D., A. Pandolfi, R. Sconfiatti & A. Marchini 2019. Spatial distribution and substrate preferences of the non-indigenous amphipod *Gammarus roeselii* Gervais 1835. ---- *Marine & Freshwater Research* 71, 723-728. <https://doi.org/10.1071/MF19193>

Paidere, J., A. Brakovska, V. Vezhnavets, A. Škute & M. Savicka 2019. Effects of the environmental variables on the alien amphipod *Pontogammarus robustoides* in the Daugava River and its reservoirs. ---- *Acta Biologica Universitatis Daugavpiliensis* 19, 169-180. (A Latvian study)

Pala, A. 2019. The effect of a glyphosate-based herbicide on acetylcholinesterase (AChE) activity, oxidative stress, and antioxidant status in freshwater amphipod: *Gammarus pulex* (Crustacea). ---- *Environmental Science and Pollution Research* 26, 36869-36877. <https://doi.org/10.1007/s11356-019-06804-5>

Pale, A., M. Ince & A. Önal 2019. Modeling approach with box-behnken design for optimization of Pb bioaccumulation parameters in *Gammarus pulex* (L., 1758). ---- *Atomic Spectroscopy* 40 (3), 7 pp

Pascual, R., A. Nebra, J. Goma, C. Pedrocchi, O. Cadiach, G. Garcia & J. Solé 2020. First data on the biological richness of Mediterranean springs. ---- *Limnetica* 38, 121-139. <https://doi.org/10.23818/limn.39.09> (Data from two areas in Spain)

Passarelli, M. C., D. M. S. Abessa & A. Cesar 2019. Sensitivities of two tropical epibenthic amphipods to physical chemical variables and reference toxicants. ---- *Ecotoxicology and Environmental Contamination* 14, 27-33 <http://dx.doi.org/10.5132/eec.2019.01.03> (*Hyale nigra* and *H. youngi*)

Pawlak, J., K. Nadolna-Altyn, B. Szostkowska & M. Pachur 2019. First evidence of the presence of *Anisakis simplex* in *Crangon crangon* and *Contracaecum osculatum* in *Gammarus* sp. by *in situ* examination of the stomach contents of cod (*Gadus morhua*) from the southern Baltic Sea. ---- *Parasitology* 146, 1699-1706. <https://doi.org/10.1017/S0031182019001124>

Peart, R. A., K. Spong, J. Sutherland & M. Kelly 2019. A new species of Sponge-dwelling amphipod, *Polycheria spongoteris* sp. nov., from Spirits Bay, Northland, New Zealand. ---- *Zootaxa* 4674, 127-141. <http://dx.doi.org/10.11646/zootaxa.4674.1.7> (A table compares NZ species of *Polycheria*)

Peart, R. A., C. M. C. Woods, J. E. Sutherland & S. L. Cox. 2019. Confirmation of *Caprella scauroides* Mayer, 1903 (Crustacea: Amphipoda) from New Zealand, using integrative techniques. — *Zootaxa* 4686, 361-375. <https://doi.org/10.11646/zootaxa.4686.3.3>

Peng, G., R. Bellerby, F. Zhang, X. Sun & D. Li 2019. The ocean's ultimate trash can: Hadal trenches as major depositories for plastic pollution. ---- *Water Research* 168: 11 5121. <https://doi.org/10.1016/j.watres.2019.115121>

Peralta, M. A. & A. V. I. Miranda 2019. A new species of *Hyaella* (Crustacea, Amphipoda, Hyaellidae) from the Puna biogeographic province in Argentina. ---- *ZooKeys* 865, 87-102. <https://doi.org/10.3897/zookeys.865.32878> (*H. puna* n. sp. from Salta, La Poma. With a synoptic key to high-altitude *Hyaella* in Argentina)

Peschke, K. 2019. *Zeitlich gestaffeltes Effektmonitoring mit limnischen Wirbellosen zur biologische Erfolgskontrolle des Aufbaus einer kommunalen Kläranlage mit einer vierter Reinigungsstufe*. ---- Dr. rer. Nat. Thesis, Univ. of Tübingen (Not seen)

Peters, K., K. Sink & T. B. Robinson 2019. Aliens cruising in: Explaining alien fouling macroinvertebrate species numbers on recreational yachts. ---- *Ocean and Coastal Management* 182, 104986. <https://doi.org/10.1016/j.ocecoaman.2019.104986>

Petrunina, A. S. & R. Huys 2020. A new species of Tantulocarida (Crustacea) parasitic on a deep-water cumacean host from the southwestern Atlantic, with a review of tantulocaridan host utilization, distribution, and diversity. ---- *Journal of Crustacean Biology*, ruaa020. <https://doi.org/10.1093/jcbiol/ruaa020> (Still only a single record from an amphipod host. Who finds the next one?)

Piscart, C., K. Ayati & M. Coulis 2019 *Cerrorchestia taboukeli* sp. nov., a new terrestrial amphipod (Amphipoda, Talitridae) from Martinique Island. ---- *European Journal of Taxonomy* 588, 1-14 <https://doi.org/10.5852/ejt.2019.588>. (*C. taboukeli* n. sp. from summit of Piton Boucher, Martinique. With a key to terrestrial amphipods from Central America and Caribbean Islands.)

Plump, R.D. 2019. The toxicological effects of the Mount Polley tailings impoundment breach on freshwater amphipods. — *University of Lethbridge MSc-thesis*, <https://hdl.handle.net/10133/5563>

Podlesińska, W. & H. Dąbrowska 2019. Amphipods in estuarine and marine quality assessment—a review. ---- *Oceanologia* 61, 179-196. <https://doi.org/10.1016/j.oceano.2018.09.002>

Pons, J., J. A. Jurado-Rivera, D. Jaume, R. Vonk, M. M. Bauzá-Ribot & C. Juan 2019. The age and diversification of metacrangonyctid subterranean amphipod crustaceans revisited. ---- *Molecular Phylogenetics and Evolution* 140, 106599. <https://doi.org/10.1016/j.ympev.2019.106599>

Protasov, E. S., D. V. Axenov-Gribanov, Ya. A. Rzhechitsky, V. A. Emshanova, Y. A. Shirokova & M. A. Timofeyev 2020. Diversity of culturable actinobacteria associated with deepwater endemic amphipods of Lake Baikal and study of their biosynthetic capabilities. ---- *Limnology* 21, 35-47. <https://doi.org/10.1007/s10201-019-00593-z>

Rachalewski, M., Ł. Jarmacz, K. Baćela-Spychalska, M. Podgórska & J. Kobak 2019. Friends or enemies? Chemical recognition and reciprocal responses among invasive Ponto-Caspian amphipods. — *Aquatic Invasions* 14, 667-683. <https://doi.org/10.3391/ai.2019.14.4.07>

Raja, S. & C. Prasannakumar 2019. A monograph on marine amphipods of Indian waters. ---- *Indian Ocean Census of Marine Life*, 1-71 (This somewhat misleadingly named paper consists of a species checklist (in part with incorrect author names), and short descriptions and (quite good) partial illustrations of some 25 species, none new.)

Ramos, A. P., O. Gustafsson, N. Labert, I. Salecker, D.-E. Nilsson & M. Averof 2019. Analysis of the genetically tractable crustacean *Parhyale hawaiiensis* reveals the organization of a sensory system for low-resolution vision. ---- *BMC Biology* 17, 67. <https://doi.org/10.1186/s12915-019-0676-y>

Raths, J., S. Kühr & C. Schleichriem 2019. Bioconcentration, metabolism and spatial distribution of ¹⁴C-labelled laurate in the freshwater amphipod *Hyalella azteca*. ---- *Environmental Toxicology and Chemistry* 39, 310-322. <https://doi.org/10.1002/etc.4623>

Ravelo, A. M., B. A. Bluhm, N. Foster & K. Iken 2020. Biogeography of epibenthic assemblages in the central Beaufort Sea. ---- *Marine Biodiversity* 50: 8. <https://doi.org/10.1007/s12526-019-01036-9>

Reis, G. O., L. R. Penoni & A. A. P. Bueno 2020. First record of the genus *Hyalella* (Amphipoda: Hyalellidae) from Santa Catarina State, Brazil, with description of two new species. ---- *Biota Neotropica* 20-2 <https://doi.org/10.1590/1676-0611-bn-2019-0879> (Sadly not seen, so I only know the names of the new species, *H. kaingang* and *H. xabriaba*.)

Reiss, K., N. N. Fieten, P. L. Reynolds & B. Klemens-Eriksson 2019. Ecosystem function of subarctic *Zostera marina* meadows: influence of shoot density on fish predators and predation rates. ---- *Marine Ecology Progress Series* 630, 41-54. <https://doi.org/10.3354/meps13115> (A study from northern Norway)

Rewicz, T., J. Brodecki, K. Bączela-Spychalska, A. Konopacka & M. Grabowski 2020. Further steps of *Cryptorchestia garbinii* invasion in Polish inland waters with insights into its molecular diversity in Central and Western Europe. ---- *Knowledge and Management of Aquatic Ecosystems* 421, 17 <https://doi.org/10.1051/kmae/2020009>

Rewicz, T., M. Grabowski, G. Tończyk, A. Konopacka & K. Bączela-Spychalska 2019. *Gammarus tigrinus* Sexton, 1939 continues its invasion in the Baltic Sea: first record from Bornholm (Denmark). ---- *BioInvasions Records* 8, 862-870. <https://doi.org/10.3391/bir.2019.8.4.14>

Rodkina, S. A., S. I. Kiyashko & N. L. Demchenko 2020. Trophic bases of dominant amphipods in a gray whale feeding grounds near northeastern Sakhalin (the Sea of Okhotsk), inferred from fatty acid and stable isotope analyses. ---- *Marine Environmental Research*, in press. <https://doi.org/10.1016/j.marenvres.2020.104999>

Rodrigues da Silva, B. 2019. *Within-host patterns of resource utilization by a restricted host-ranged mesoherbivore*. ---- M. Sc. Thesis, Campina University (*Sunamphitoe pelagica*. Not seen)

Rolla, M., S. Consuegra, E. Carrington, D. J. Hall & C. G. de Leaniz 2019. Experimental evidence of chemical attraction in the mutualistic zebra mussel-killer shrimp system. ---- *Peer Journal* 7, e8075. <https://doi.org/10.7717/peerj.8075>

Romanova, E. V., Y. S. Bukin, K. V. Mikhailov, M. D. Logacheva, V. V. Aleoshin & D. Y. Sherbakov 2019. Hidden cases of rDNA gene duplication and remodeling in mitochondrial genomes of amphipods. ---- *Molecular Phylogenetics and Evolution* 144, 106710. <https://doi.org/10.1016/j.ympev.2019.106710>

Romanova, E. V., Y. S. Bukin, K. V. Mikhailov, M. D. Logacheva, E. A. Sirotonina, V. V. Aleoshin & D. Yu. Sherbakov 2020. *Mitochondrial genetics of Amphipods: revealing mechanisms of diversity*. ---- Conference BGRS/SB 2020, Novosibirsk <https://doi.org/10.18699/BGRS/SB-2020-153>

Romanova, E. V., Y. S. Bukin & D. Y. Sherbakov 2020. Bioinformatic tools for tRNA gene analyses in mitochondrial DNA sequence data. ---- *Data in Brief* 29, 105284 <https://doi.org/10.1016/j.ympyv.2019.106710>

Romanova, E. V. & D. Y. Sherbakov 2020. Different rates of molecular evolution of mitochondrial genes in Baikalian and non-Baikalian amphipods. ---- *Limnology and Freshwater Biology* 2019 (6), 339-344. <https://doi.org/10.31951/2658-3518-2019-A-6-339> (Evolution rate faster in Baikalian species)

Rumbold, C., N. Battini, C. B. Giachetti, K. L. Castro, S. Obenat & E. Schwindt 2020. Biological invasions in artificial habitats: factors that determine the presence of native and exotic peracarid Crustacea species in Southwestern Atlantic. ---- *Marine Biology Research*, in press. <https://doi.org/10.1080/17451000.2020.1781187>

Ryan, K. 2020. *Transcriptome analysis of subterranean and surface amphipod species Stygobromus tenuis and Crangonyx shoemakeri*. ---- M. Sc. thesis, American University, Washington (Not seen)

Sacco, M., A. J. Blyth, W. F. Humphreys, A. Kuhl, D. Mazumder, C. Smith & K. Grice 2019. Elucidating stygofaunal trophic web interactions via isotopic ecology. ---- *Plos One* 14 (10): e223982. <https://doi.org/10.1371/journal.pone.0223982>

Sakuma, K., R. Ishida, T. Kodama & Y. Takada 2019. Reconstructing the population history of the sandy beach amphipod *Haustorioides japonicus* using the calibration of demographic transition (CTD) approach. ---- *Plos One* 14(10): e0223624 <https://doi.org/10.1371/journal.pone.0223624>

Salonen, J. K., M. Hiltunen, K. Figueiredo, P. Paavilainen, T. Sinisalo, U. Strandberg, P. Kankaala & J. Taskinen 2019. Population structure, life cycle, and trophic niche of the glacial relict amphipod, *Gammaracanthus lacustris*, in a large boreal lake. ---- *Freshwater Biology* 64, 2176-2188. <https://doi.org/10.1111/fwb.13404>

Sanchez- Thirion, K., M. Danger, A. Bec, E. Billoir, S. Labaude, T. Rigaud, J.-N. Beisel & V. Felten 2019. High food quality increases infection of *Gammarus pulex* (Crustacea: Amphipoda) by the acanthocephalan parasite *Pomphorhynchus laevis*. ---- *International Journal for Parasitology* 49, 805-817. <https://doi.org/10.1016/j.ijpara.2019.05.005>

Sangil, C. & A. Pérez-San Juan 2019. Spread of *Caulerpa cylindracea* impacts: the colonization of Atlantic intertidal communities. ---- *Regional Studies in Marine Science* 34. 100989. <https://doi.org/10.1016/j.rsma.2019.100989>

Santos, C. B. de los, F. Arenas, T. Neuparth & M. M. Santos 2019. Interaction of short-term copper pollution and ocean acidification in seagrass ecosystems: Toxicity, bioconcentration and

dietary transfer. ---- *Marine Pollution Bulletin* 142, 155-163. <https://doi.org/10.1016/j.marpollbul.2019.03.034>

Sedano, F., C. Navarro-Barranco, J. M. Guerra-García & F. Espinosa 2020. From sessile to vagile: Understanding the importance of epifauna to assess the environmental impacts of coastal defence structures. ---- *Estuarine, Coastal and Shelf Science* 235, 106616. <https://doi.org/10.1016/j.ecss.2020.106616>

Sedano, F., J. M. Tierno de Figueroa, C. Navarro-Barranco, E. Ortega, J. M. Guerra-Garcia & F. Espinosa 2020. Do artificial structures cause shifts in epifaunal communities and trophic guilds across different spatial scales? ---- *Marine Environmental Research* 158: 104998. <https://doi.org/10-1016/marenvres.2020.104998>

Semsar-Kazerouni, M., J. G. J. Boerrigter & W. C. E. P. Verkerk 2020. Changes in heat stress tolerance in a freshwater amphipod following starvation. The role of oxygen availability, metabolic rate, heat shock proteins and energy reserves. ---- *Comparative Biochemistry and Physiology, Part A* 245, 110697. <https://doi.org/10.1016/j.cbpa.2020.110697> (*Gammarus fossarum*)

Serdar, O., A. Pala, M. Ince & A. Onal 2019. Modeling cadmium bioaccumulation in *Gammarus pulex* by using experimental design approach. ---- *Chemistry and Ecology* 35, 922-936. <https://doi.org/10.1080/02757540.2019.1670814>

Sever, H. C., J. R. Heim, V. R. Lydy, C. Y. Fung, K. E. Huff Hertz, M. S. Giroux, N. Andrzejczyk, K. M. Major, H. C. Poynton & M. J. Lydy 2020. Recessivity of pyrethroid resistance and limited interspecies hybridization across *Hyaella* clades supports rapid and independent origins of resistance. ---- *Environmental Pollution* (2020) <https://doi.org/10.1016/j.envpol.2020.115074>

Shadrin, N., V. Yakovenko & E. Anufrieva 2020. *Gammarus aequicauda* and *Moina salina* in the Crimean saline waters: New experimental and field data on their trophic relation. ---- *Aquaculture Research* 51, in press <https://doi.org/10.1111/are.14648>

Sharp, J. M., R. T. Green & G. M. Shindel 2019. The Edwards Aquifer: The past, present, and future of a vital water resource. ---- *Memoirs of the Geological Society of America* 2015. (Not seen. This book contains several chapters of much interest to amphipod workers.)

Shatilina, Z., P. Drozdova, D. Bedulina, L. Rivarola-Duarte, S. Schreiber, C. Otto, F. Jühling, S. Aulhorn, W. Busch, Y. Lubyaga, E. Kondrateva, T. Pobezhimova, L. Jakob, M. Lucassen, F. J. Sartoris, J. Hackermüller, H.-O. Pörtner, P. F. Stadler & M. Timofeyev 2019. Transcriptome-level effects of the model organic pollutant phenanthrene and its solvent in three amphipod species. — *Comparative Biochemistry and Physiology Part D: Genomics and Proteomics* 33, 100360. <https://doi.org/10.1016/j.cbd.2019.100630> (*Eulimnogammarus verrucosus*, *E. cyaneus* and *Gammarus lacustris*)

Shchapova, E., A. Nazarova, A. Gurkov, E. Borvinskaya, Y. Rzhechitskiy, I. Dmitriev, I. Meglinski & M. Timofeyev 2019. Application of PEG-covered non-biodegradable polyelectrolyte microcapsules in the crustacean circulatory system on the example of the amphipod *Eulimnogammarus verrucosus*. ----*Polymers 11* (8), 1246. <https://doi.org/10.3390/polym11081246>

Sheikholeslami, M. N., C. Gomez-Canela, L. P. Barron, C. Barat, M. Vosough & R. Tauler 2020. Untargeted metabolomics changes on *Gammarus pulex* induced by Propranolol, Triclosan, and Nimesulide pharmaceutical drugs. ---- *Chemosphere* 2020, 127479 <https://doi.org/10.1016/j.chemosphere.2020.127479>

Shi, L., X. Zhang, W. Xiao, B. Pan, Z. Liu & Y. Xu 2020. Ontogenetic diet shift of hadal amphipods in the New Britain Trench revealed by fatty acid biomarker and stable isotope ratio. ---- *Deep-Sea Research I* 160, 103276. <https://doi.org/10.1016/j.dsr.2020.103276>

Shirokova, Y. A., A. S. Khomich, E. V. Madyarova, O. A. Latina, A. D. Mutin, A. E. Saranchina & Z. M. Shatilina 2020. Reaction of energetic metabolism and antioxidant enzymes to hypoxia and reoxygenation in deep water amphipods *Ommatogammarus carneolus melanophthalmus* from Lake Baikal. ---- *Journal of Stress Physiology and Biochemistry* 16, 21-30.

Sidorov, D. 2020. Groundwater dependent fauna of coastal rivers and springs of the Kuril Islands: First evidence of subterranean amphipods (Crustacea: Amphipoda). ---- *The Montenegrin Academy of Sciences and Arts Proceedings of the Section of Natural Sciences* 23, 209-221. <https://canupub.me/Docs/2019/689-GI-OPN-23/Glasnik%20OPN%2023%20-%202009.%20Dmitry%20Sidorov.pdf> (*Paramoera* (*Ganigamoera*) *koropokkuru* n.sp. from NW Kunashir Island, Russia)

Sinclair, K. M. 2019. *Toxicity and bioaccumulation kinetics of cadmium and potassium permanganate in two clades within the Hyalella azteca species complex*. ---- M. Sc. Thesis, Univ. of Waterloo, 125 pp (Not seen)

Sinopoli, M., A. Allegra, F. Andaloro, P. Consoli, V. Esposito, M. Falautano, M. C. Mangano, A. Nicastro, G. Scotti & L. Castriota 2020. Assessing the effect of the alien seaweed *Caulerpa cylindracea* on infralittoral rocky benthic invertebrate community: Evidence from a Mediterranean Marine Protected Area. ---- *Regional Studies in Marine Science* 38, 101372. <https://doi.org/10.1016/j.rsma.2020.101372>

Skorobrekova, E. M. & V. P. Nikishin 2019. Encapsulation of the acanthocephalan *Corynosoma strumosum* (Rudolphi, 1802) Lühe, 1904, in the intermediate host *Spinulogammarus ochotensis*. ----*Journal of Parasitology* 105, 567-570. <https://doi.org/10.1645/19-22>

Solagaistua, L., A. Elozegi & A. Larrañaga 2019. Consumption and performance responses of the amphipod *Echinogammarus berilloni* during laboratory incubation. ---- *Annales de Limnologie* 55, 25 <https://doi.org/10.1051/limn/2019024>

Son, M. O., A. A. Prokin, P. G. Dubov, A. Konopacka, M. Grabowski, C. MacNeil & V. E. Panov 2020. Caspian invaders vs Ponto-Caspian locals—range expansion of invasive macroinvertebrates from the Volga Basin results in high biological pollution of the Lower Don River. ---- *Management of Biological Invasions* 11, 178-200. <https://10.3391/mbi.2020.11.2.02>

Song, Z. 2019. *Disentangling a freshwater amphipod-acanthocephalan system from ecological and molecular perspectives*. ---- D. Phil. Thesis, University of Alberta. (*Polymorphus* spp in *Gammarus lacustris*. Not seen.)

Soroldoni, S., S. Vieira de Silva, I.B. Castro, C. de M. G. Martins & G. L. L. Pinho 2019. Antifouling paint particles cause toxicity to benthic organisms : Effects on two species with different feeding modes. ---- *Chemosphere* 238, 124610. <https://doi.org/10.1016/j.chemosphere.2019.124610> (*Hyaella azteca*)

Soylu, E., M. P. Soyulu, M. S. Uzmanoglu, A. M. Yüce & S. Ö. Colak 2020. Occurrence of cystacanths of *Pomphorhynchys laevis* (Zoega in Müller, 1776) (Acanthocephala) in its intermediate host *Gammarus obnixus* Karaman & Pinkster, 1977 (Amphipoda): A comparative study. ---- *Acta Zoologica Bulgarica* 72, 303-309

Streck-Marx, M. T. & D. da S. Castiglioni 2019. A new species of freshwater amphipod (Crustacea, Amphipoda, Hyaellidae) from state of Rio Grande do Sul, Southern Brazil. ---- *Biota Neotropica* 29 (1): e20190802. <http://dx.doi.org/10.1590/1676-0611-bn-2019-0802> (*H. palmeirensis* n. sp. from Palmeira das Missões, Rio Grande do Sul. A synoptic table compares this species with the other *Hyaella* species from the area.)

Sturtevant, R. A., D. M. Mason, E. S. Rutherford, A. Elgin, E. Lower & F. Martinez 2019. Recent history of nonindigenous species in the Laurentian Great Lakes; an update to Mills et al. 1993 (25 years later). ---- *Journal of Great Lakes Research* 45, 1011-1035. <https://doi.org/10.1016/j.jglr.2019.09.002>

Su, M., Y. Yang & C. Hui 2020. How intraguild predation affects the host diversity-disease relationship in a multihost community. ---- *Journal of Theoretical Biology* 490, 110174. <https://doi.org/10.1016/j.jtbi.2020.110174>

Sudo, H. , M. Matsuo, S. Sato & M. Azuma 2020. (Temporal changes in benthic amphipod assemblages inn the central part of the Ariake Sea during the five years following the dike closure in Isahaya Bay, Japan). ---- *Japanese Journal of Benthology* 74, 100-108. <https://doi.org/10.5179/benthos.74.100> (In Japanese)

Sun, M., R. Q. Duker, F. Gillissen, P. J. v. d. Brink, A. Focks & A. Rico 2020. Influence of pH on the toxicity of ionisable pharmaceuticals and personal care products to freshwater invertebrates ---- *Ecotoxicology and Environmental Safety* 191: 110172. <https://doi.org/10.1016/j.ecoenv.2020.110172> (i.a. *Gammarus pulex*)

Sun, S., Y. Wu, X. Ge, I. Jakovlic, J. Zhu, S. Mahboob, K. A. Al-Ghanim, F. Al-Misned & H. Fu 2019. Disentangling the interplay of positive and negative selection forces that shaped mitochondrial genomes of *Gammarus pisinnus* and *G. lacustris*. ---- *Royal Society Open Science* 7; 190669 <https://doi.org/10.1098/rsos.190669>

Sures, B., M. Nachev & D. Grabner 2019. *The Rhine as hotspot of parasite invasions*. ---- Chapter 19, pp 409-429 in H. Mehlhorn & S. Klimpel (eds). Parasite and disease spread by major rivers on earth. Springer Nature, Switzerland. <https://doi.org/10.1007/978-030-29061-0-19>

Švara, V., H. Norf, T. Luckenbach, W. Brack & S. G. Michalski 2019. Isolation and characterization of eleven novel microsatellite markers for fine-scale population genetic analyses of *Gammarus pulex* (Crustacea: Amphipoda). ---- *Molecular Biology Reports* 46, 6609-6615. <https://doi.org/10-1007/s11033-019-05077-y>

Svorkmo Espelien, M. 2020. Looking for alien invertebrates in Norwegian ports, extensive sampling, and precise identification. ---- M. Sc Thesis, NTNU, Trondheim. (Many records of *Caprella mutica*)

Syrovátka, V., M. Zhai, J. Bojková, V. Šorfová & M. Horsák 2020. Native *Gammarus fossarum* affects species composition of macroinvertebrate communities: evidence from laboratory, field enclosures, and natural habitat. ---- *Aquatic Ecology* 54, 505-518. <https://doi.org/10.1007/s10452-020-09756-y>

Takada, Y., N. Kajihara, Y. Suzuki, K. Yamahira, S. Yang & S. Sassa 2019. Estimates of mortality in sandy beach populations of *Haustorioides japonicus* (Amphipoda: Crustacea) and *Excirelana chiltoni* (Isopoda: Crustacea) during winter storm seasons. ---- *Plankton & Benthos Research* 14, 180-188. <https://doi.org/10.3800/pbr.14.180>

Takhteev, V. V. 2019. On the current state of taxonomy of the Baikal Lake amphipods (Crustacea: Amphipoda) and the typological ways of constructing their system. ---- *Arthropoda Selecta* 28, 374-402. <https://doi.org/10.15298/arthsel.28.3.03> (In this paper the author defends his classification of Baikal amphipods (contra Timofeyev), and provides a survey of this classification, with many beautiful illustrations of life Baikal amphipods. Sadly this paper has become the author's swan song.)

Taylor, A., J. Li, J. Wang, D. Schlenk & J. J. Gan 2019. Occurrence and probable sources of urban-use insecticides in marine sediments off the coast of Los Angeles. ---- *Environmental Science and Technology* 53, 9584-9593. <https://doi.org/10.1021/acs.est.9b02825>

Tete, V. S., H. Nyoni, B. B. Mamba & T. A. M. Msagati 2019. Occurrence and spatial distribution of statins, fibrates and their metabolites in aquatic environments. ---- *Arabian Journal of Chemistry* 13, 4358-4373. <https://doi.org/10.1016/j.arabjc.2019.08.003>

Thornton, A., R. J. H. Herbert, R. A. Stillman & D. J. Franklin 2020. *Macroalgal mats in a eutrophic estuarine marine protected area: Implications for benthic invertebrates and wading birds*. ---- Chapter 36, pp 703-727 in *Marine Protected Areas, Science, Policy and Management* <https://doi.org/10.1016/B978-0-08-102698-4.00036-8>

Thurston, M. H. & T. Horton 2019. Lepechinellidae. A valid amphipod family name (Crustacea, Amphipoda) ---- *Zootaxa* 4706, 598-599. <http://dx.doi.org/10.11646/zootaxa.4706.4.10>

Tomikawa, K., M. Yanagisawa, T. Higashiji, N. Yano & W. Vader 2019. A new species of *Podocerus* (Crustacea: Amphipoda: Podoceridae) associated with the whale shark *Rhincodon typus*. — *Species Diversity* 24, 209-216. <https://doi.org/10.12782/specdiv.24.209> (*Podocerus jinbe* n.sp. found living on the gills of the whale shark.)

Trivedi, J. N., J. K. Lowry, A. A. Myers & R. Keloth 2020. Two species of *Talorchestia* Dana, 1853 (Crustacea, Amphipoda, Talitridae) including *T. lakshadweepensis* sp. nov. from the Lakshadweep Islands, India. ---- *Zootaxa* 4732, 295-306. <https://doi.org/10.11646/zootaxa.4732.2.4> (Deals with *T. affinis* and *T. lakshadweepensis* Trivedi, Lowry & Myers n. sp. (Cheriyam Island, Lakshadweep Archipelago.))

Trontelj, P., Š. Borko & T. Deliđ 2019. Testing the uniqueness of deep terrestrial life. — *Scientific Reports* 9, 15188. <https://doi.org/10.1038/s41598-019-51610-1>

Trott, T. J., E. A. Lazo-Wasem & C. Enterline 2020. *Grandidierella japonica* Stephensen, 1938 (Amphipoda: Aoridae) in the Northwest Atlantic Ocean. ---- *Aquatic Invasions* 15, 282-296. <https://doi.org/10.3391/ai.2020.15.2.05>

Turja, R., S. Sanni, M. Stankevičiūtė, L. Butrimavičienė, M.-H. Devier, H. Budzinski & K. K. Lehtonen 2020. Biomarker responses and accumulation of polycyclic aromatic hydrocarbons in *Mytilus trossulus* and *Gammarus oceanicus* during exposure to crude oil. ---- *Environmental Science and Pollution Research* 27, 15498-15514. <https://doi.org/10.1007/s11356-020-07946-7>

Urbschat, N. & G. Scholtz 2019. Comparative analysis of the antennae of three amphipod species with different lifestyles. ---- *Arthropod Structure and Development* 53, 100886. <https://doi.org/10.1016/j.asd.2019.100886> (*Cryptorchestia garbinii*, *Gammarus salinus* and *Niphargus puteanus*.)

Urrutia, A., D. Bass, G. Ward, S. Ross, J. Bojko, I. Marigomez & S. W. Feist 2019. Ultrastructure, phylogeny and histopathology of two novel haplosporidians parasitising amphipods, and

importance of crustaceans as hosts. ---- *Diseases of Aquatic Organisms* 136, 87-103. <https://doi.org/10.3354/dao03417>

Vacchi, F. I., A. dos Santos, M. C. Artal, G. R. Magalhães, J. A. de Souza Vendemiatti & G. de Argão Umbudeiro 2019. *Parhyale hawaiiensis* as a promising alternative organism for monitoring acute toxicity of sediments under the influence of submarine outfalls. ---- *Marine Pollution Bulletin* 149, 110658 <https://doi.org/10.1016/j.marpolbul.2019.110658>

Vader, W. 2020. *Orchomenella recondita* (Stasek, 1958) (Amphipoda, Tryphosidae), an amphipod living inside sea anemones. ---- *The Montenegrin Academy of Sciences and Arts Proceedings of the Section of Natural Sciences* 23, 171-182. <https://canupub.me/Docs/2019/689-GI-OPN-23/Glasnik%20OPN%2023%20-%2006.%20Wim%20Vader.pdf>

Valdivia, N., A. Garrido, P. Bruning, A. Piñones & L. M. Pardo 2020. Biodiversity of an Antarctic rocky subtidal community and its relationship with glacier meltdown processes. ---- *Marine Environmental Research* 159, 104991. <https://doi.org/10.1016/j.marenvres.2020.104991>

Varela, C. 2020. (New species of *Epimeria* (Amphipoda: Epimeriidae) from the Gulf of Panama). ---- *Novitates Caribaea* 15, 42-50 <https://doi.org/10.33800/nc.vi15.214> (In Spanish. *E. panamensis* n. sp. from the Gulf of Panama (6°51'N, 79°28'W, 3200m))

Vause, B. J., S. A. Morley, V. G. Fonseca, A. Jązdżewska, G. V. Ashton, D. K. A. Barnes, H. Giebner, M. S. Clark & L. S. Peck 2019. Spatial and temporal dynamics of Antarctic shallow soft-bottom benthic communities: ecological drivers under climate change. ---- *BMC Ecology* 19, 27. <https://doi.org/10.1186/s12898-019-0244-x>

Vedenin, A. A., V. N. Kokarev, M. V. Chikina, A. B. Basin, S. V. Galkin & A. V. Gebruk 2020. Fauna associated with shallow-water methane seeps in the Laptev Sea ---- *Peer Journal* 8: e9018

Vignardi, C. P., E. B. Muller, K. Tran, J. Couture, J. C. Means, J. Murray, C. Ortiz, A. A. Keller, N. S. Sanchez, & H. S. Lenihan 2020. Conventional and nano-copper pesticide are equally toxic to the estuarine amphipod *Leptocheirus plumulosus*. ---- *Aquatic Toxicology*, in press <https://doi.org/10.1016/j.aquatox.2020.105481>

Visviki, I. & M. L. Judge 2020. Chronic arsenate exposure affects amphipod size distribution and reproduction. ---- *Peer Journal* 8, e 8645 <https://doi.org/10.7717/peerj.8645> (i.a. *Hyalella azteca*)

Volk, T. 2020. (*Locomotion analysis of selected Niphargus species*). ---- M. Sc. Thesis, Univ. of Ljubljana. (In Slovenian, not seen)

Wan, C. & S. N. Gorb 2019. Friction reduction mechanism of the cuticle surface in the sandhopper *Talitrus saltator* (Amphipoda, Talitridae). ---- *Acta Biomaterialia* 101, 414-421. <https://doi.org/10.1016/j.actbio.2019.10.031>

Wang, H., H. Li, L. Li & Y. Yan 2019. (The population distribution of *Hyale grandicornis* in macroalgae canopies of Daya Bay). ---- *Journal of Tropical Oceanography* 38 (4), 52-58. <https://doi.org/10.11978/2018119> (In Chinese)

Wang, T., H.-W. Shan, Z.-X. Geng, P. Yu & S. Ma 2019. Dietary supplementation with freeze-dried *Ampithoe* sp. enhances the ammonia-N tolerance of *Litopenaeus vannamei* by reducing oxidative stress and endoplasmic reticulum stress and regulating lipid metabolism. ---- *Aquaculture Reports* 16, 100264 <https://doi.org/10.1016/j.aqrep.2019.100264>

Wang, Y., C. Zhu, Z. Sha & X. Ren 2019. A new species of *Parandania* (Amphipoda, Stegocephalidae, Parandaniinae) from the Okinawa trough. ---- *Crustaceana* 92, 1427-1434. <https://doi.org/10.1163/15685403-00003944> (Not seen, unfortunately. *P. unicolor* n. sp.)

Wang, Y., C. Yu, Z. Sha & X. Ren 2020. *Epimeria liui* sp. nov., a new calcified amphipod (Amphipoda, Amphilochida, Epimeriidae) from a seamount of the Caroline Plate, NW Pacific. ---- *ZooKeys* 922, 1-11. <https://doi.org/10.3897/zookeys.922.49141> (*E. liui* n. sp. from 10°07'N, 40°14'E, 800-1200m. With a key to Pacific *Epimeria*)

Wang, Y.-R., C.-D. Zhu, Z.-L. Sha & X.-Q. Ren 2020. *Bathya brevicarpus* gen. et sp. nov. (Amphipoda: Senticaudata: Calliopiidae), from hydrothermal vents, Okinawa Trough, North-west Pacific. ---- *European Journal of Taxonomy* 693, 1-12. <https://doi.org/10.5852/ejt.2020.693> (With a key to all Calliopiidae genera)

Weber, D., J.-F. Flot, H. Weigand & A. M. Weigand 2020. Demographic history, range size and habitat preferences of the groundwater amphipod *Niphargus puteanus* (C. L. Koch in Panzer, 1836). ---- *Limnologia* 82, 125765 <https://doi.org/10.1016/j.limno.2020.125765>

Weber, L. I., T. P. Barbosa, N. G. Beraldi & V. da Conceição Silva 2019. Two-year study of food-availability, demographic structure, and genetic diversity of the most common sandhopper in southeastern Brazil. ——— *Regional Studies in Marine Science* 32, 100876. <https://doi.org/10.1016/j.rsma.2019.100876> (*Atlantorchestoidea brasiliensis*).

Weil, J., W. D. P. Duguid & F. Juanes 2019. A hyperiid amphipod acts as a trophic link between a scyphozoan medusa and juvenile Chinook salmon. ---- *Estuarine, Coastal and Shelf Science* 223, 18-24. <https://doi.org/10.1016/j.ecss.2019.01.025> (*Hyperia medusarum*)

Weitowitz, D. C., A. L. Robertson, J. P. Bloomfield, L. Maurice & J. Reiss 2019. Obligate groundwater crustaceans mediate biofilm interactions in a subsurface food web. ---- *Freshwater Science* 38, 491-502. (I.a. *Niphargus fontanus*)

Weston, D. P., C. Moscher, T. M. Young, N. Johanif, H. C. Poynton, K. M. Major, R. E. Coinnon & S. Hasenbein 2019. Chemical and toxicological effects on Cache Slough after storm-driven

contaminant inputs. ---- *San Francisco Estuary & Watershed Science* 17(3), 3. <https://doi.org/10.15447/sfews.2019v17iss3art3> (*Hyalella azteca*)

Weston, J. N. J., P. Carrillo-Barragan, T. D. Linley, W. D. K. Reid & A. J. Jamieson 2020. New species of *Eurythenes* from hadal depths of the Mariana Trench. Pacific Ocean (Crustacea: Amphipoda). ---- *Zootaxa* 4768, 163-181. <https://doi.org/10.11646/zootaxa.4748.1.9> (*Eurythenes plasticus* Weston n. sp. The species got its name, because plastic was found in a specimen; from baited traps at 6000-6900m in the Sirena Deep, Mariana Trench.)

White, K. N. 2019. Simplification of a species complex: Two new species of Leucothoidae (Crustacea: Amphipoda) previously attributed to *Leucothoe spinicarpa* (Abildgaard, 1789) in Florida, U.S.A. ---- *Journal of Crustacean Biology* 39(6): 739-747. <https://doi.org/10.1093/jcbiol/ruz058> (The relatively widespread *Leucothoe tunica* n. sp. (from both Tampa Bay and Belize) and the so far more geographically restricted *L. machidai* n. sp. (Tampa Bay) are described using a combination of morphology, COI and 18S)

Wilson, J. P. A., K. E. Schnabel, A. A. Rowden, R. A. Peart, H. Litazato & K. G. Ryan 2019. Bait-attending amphipods of the Tonga Trench and depth-stratified population structure in the scavenging amphipod *Hirondellea dubia* Dahl, 1959. ---- *Peer Journal* 6: e5994 <https://doi.org/10.7717/peerj.5994>

Windisch, U., F. Springer & T. Stahl 2020. Freshwater amphipods (*Gammarus pulex/fossarum*) and brown trout as bioindicators for PFC contamination with regard to the aquatic ecological status of a small stream. ---- *Environmental Sciences Europe* 32: 108. <https://doi.org/10.1186/s12302-020-00384-9>

Winfield, I. & M. E. Hendrickx 2020. A new deep-sea species of *Epimeria* Costa in Hope, 1851 (Amphipoda, Amphilochidea, Epimeriidae) from off Southwestern Mexico. ---- *Zootaxa* 4803, 75-86. <https://doi.org/10.11646/zootaxa.4803.1.4> (*E. karamani* n. sp. (off Jalisco, SW Mexico, 1609-1843m)

Wolf, J. F., R. S. Prosser, E. J. Champagne & K. S. McCann 2020. Variation in response of laboratory-cultured freshwater macroinvertebrates to sediment from streams with differential exposure to agriculture. ---- *Water Air Soil Pollution* 231: 13 <https://doi.org/10.1007/s11270-019-4376-6>

Xie, B., J. Wu & L. Huang 2019. Temporal and spatial variations of macrofouling organisms on ecological floating beds in Yundang Lagoon, China. ---- *Marine Pollution Bulletin* 148, 156-167. <https://doi.org/10.1016/j.marpolbul.2019.07.061> (Four amphipod species)

Xu, S., T. P. Pham & S. Neupane 2019. Delivery methods for CRISPR/Cas9 gene editing in crustaceans. ---- *Marine Life Sciences and Technology* <https://doi.org/10-1007/s42995-019-00011-4>

Yakovis, E. & A. Artemieva 2019. Epibenthic predators control mobile macrofauna associated with a foundation species in a subarctic subtidal community. ---- *Ecology and Evolution* 9, 10499-10512. <https://doi.org/10.1002/ece3.5570>

Yang, S., S. Sassa & Y. Takada 2019. Universality of the linkage between geoenvironment and the distributions of three *Haustoriodes* amphipods: *H. japonicus*, *H. munsterhjelmi*, and *H. koreanus*. ---- *Plankton & Benthos Research* 14, 170-179. <https://doi.org/10.3800/pbr.14.170>

Yardy, L. & A. Callaghan 2020. What the fluff is this?—*Gammarus pulex* prefer food sources without plastic microfibers. ---- *Science of the Total Environment* 715, 136815. <https://doi.org/10.1016/j.scitotenv.2020.136815>.

Yim, U. H., S. Hong, C. Lee, M. Kim, J.-H. Jung, S. Y. Lee, J. G. An, S.-O. Kwon, T. Kim, C.-H. Lee, O. H. Yu, H. W. Choi, J. Ryu, J. S. Khim & W. J. Shim 2020. Rapid recovery of coastal environment and ecosystem to the *Hebei Spirit* oil spill's impact. ---- *Environment International* 136: 105438. <https://doi.org/10.1016/j.envint.2019.105438>

Yonezawa, S., T. Nakano, N. Nakhama, K. Tomikawa & Y. Isagi 2020. Environmental DNA reveals cryptic diversity within the subterranean amphipod genus *Pseudocrangonyx* Akatsuka & Komai, 1922 (Amphipoda: Crangonyctoidea: Pseudocrangonyctidae) from central Japan. ---- *Journal of Crustacean Biology* 40, 479-483. <https://doi.org/10.1093/jcbiol/ruaa028>

Yu, Z., D. Yin & J. Zhang 2019. Sex-dependent effects of sulfamethoxazole exposure on pro-/anti-oxidant status with stimulation on growth, behavior and reproduction in the amphipod *Hyaella azteca*. ---- *Environmental Pollution* 244, 398-404. <https://doi.org/10-1016/J.envpol.2018-10-033>

Zagmajster, M & T. Delić 2019. Discovery of subterranean amphipod *Niphargus stygius* (Schjødte, 1847) (Amphipoda: Niphargidae) in a cave drip pool with increased salinity. ---- *Natura Sloveniae* 21, 57-59.

Zeina, A. F. & A. M. Hellal 2020. Influence of algal architecture and shore exposure on population dynamics of marine amphipods at Ras Mohamed Protectorate, Egypt. ---- *Egyptian Journal of Aquatic Biology and Fisheries* 24, 59-72.

Zigler, K. S., M. L. Niemiller, C. C. R. Stephen, B. N. Ayala, M. A. Milne, N. S. Gladstone, A. S. Engel, J. B. Jensen, C. D. Camp, J. C. Ozier & A. Cressier 2020. Biodiversity from caves and other subterranean habitats of Georgia, USA. ---- *Journal of Cave and Karst Studies* 82, 125-167 <https://doi.org/10.4311/2019LSC0125>

Zimina, O. L., N. A. Strelkova & O. S. Lyubina 2019. Species Composition and Peculiarities of the Distribution of Benthic Peracarida (Crustacea, Malacostraca) in the Barents Sea, Based on

Uhlorchestidae Myers & Lowry, 2020

GENERA

Aokiorchestia Morino, 2020	Talitridae
Atlantiphoxus Andrade & Senna, 2020	Phoxocephalidae
Austropacifica Lowry & Springthorpe, 2019	Talitridae
Bathya Wang, Zhu, Sha & Ren, 2020	Calliopiidae
Caecorchestia Hegna & Lazo-Wasem, 2019 (in Hegna et al., 2019)	Talitridae
Carpentaria Lowry, Springthorpe & Myers, 2020	Protorchestidae
Clippertonia Lowry & Myers, 2020	Talitridae
Exiliphotis Jung, Coleman & Yeon, 2019	Photidae
Galeatylus Just, 2019	Atylidae
Gazia Lowry & Springthorpe, 2019	Talitridae
Gondwanorchestia Lowry, Myers & Perez-Schultheiss, 2020	Talitridae
Leptorchestia Morino, 2020	Talitridae
Magnovis Alves, Lowry & Jonsson, 2020	Magnovidae
Miyamotoia Morino, 2020	Talitridae
Parapseudoaeginella Guerra-Garcia, 2020	Caprellidae
Protodulichia Ariyama (in Ariyama & Hoshino, 2019)	Protodulichidae
Pseudoliropus Guerra-Garcia & Ahyong, 2020	Caprellidae
Simplexia Cannizaro, Gibson & Sawicki, 2020	Parabogidiellidae
Stebbingiella Marques-Junior & Senna, 2020	Melphidippidae

SPECIES

anakao Lowry & Springthorpe, 2019 (<i>Talorchestia</i>)	Talitridae
australiensis Guerra-Garcia, 2020 (<i>Parapseudoaeginella</i>)	Caprellidae
australiensis Guerra-Garcia & Ahyong, 2020 (<i>Pseudoprotella</i>)	Caprellidae
biseta Morino, 2020 (<i>Leptorchestia</i>)	Talitridae
bonhami Andrade & Senna, 2020 (<i>Pseudharpinia</i>)	Phoxocephalidae
bonnieri Othaitz & Sorbe, 2020 (<i>Eusirus</i>)	Eusiridae
bousfieldi Hegna & Lazo-Wasem, 2019 (in Hegna et al. 2019) (<i>Caecorchestia</i>)	Talitridae
brevicarpus Wang, Zhu, Sha & Ren, 2020 (<i>Bathya</i>)	Calliopiidae
bronco Jung, Coleman & Yeon, 2019 (<i>Photis</i>)	Photidae
bumbumiensis Nurshazwan, Ahmad-Zaki & Azman, 2020 (<i>Cerapus</i>)	Ischyroceridae
careocavata Jung, Coleman & Yeon, 2019 (<i>Latigammaropsis</i>)	Photidae

cheyennis Bueno, Oliveira & Wellborn, 2019 (<i>Hyaella</i>)	Hyaellidae
chichijimaensis Morino, 2020 (<i>Morinoia</i>)	Talitridae
ciscaucasicus Marin & Palatov, 2019 (<i>Niphargus</i>)	Niphargidae
cloqueti (Audouin, 1826) (<i>Talitrus</i>) rev.	Talitridae
contigua Ariyama, 2020 (<i>Grandidierella</i>)	Aoridae
coripes Just, 2019 (<i>Galeatylus</i>)	Atylidae
daitoensis Morino (<i>Miyamotoia</i>)	Talitridae
egmao Özbek & Güloğlu, 2019 (<i>Gammarus</i>)	Gammaridae
elizabethae Alves, Lowry & Jonsson, 2019 (<i>Magnovis</i>)	Magnovidae
ephemerus Cannizzaro & Sawicki, 2019 (<i>Crangonyx</i>)	Crangonyctidae
etyngovae Moskalenko, Neretina & Yampolsky, 2020 (<i>Eulimnogammarus</i>)	Gammaridae
fiseri Mamaghani-Shishvan & Esmaeili-Rineh, 2019 (<i>Niphargus</i>)	Niphargidae
forchuensis Myers & Lowry, 2020 (<i>Orchestia</i>)	Talitridae
fortisetus Andrade & Senna, 2019 (<i>Cephalophoxoides</i>)	Phoxocephalidae
gazi Lowry & Springthorpe, 2019 (<i>Gazia</i>)	Talitridae
gegi Marin, 2019 (<i>Niphargus</i>)	Niphargidae
gigantea Kodama, Onitsuka & Kawamura, 2020 (<i>Sunamphitoe</i>)	Ampithoidae
globulosa Marques-Junior & Senna, 2020 (<i>Stebbingiella</i>)	Melphidippidae
gordankaramani Özbek & Sket, 2020 (<i>Rhipidogammarus</i>)	Gammaridae
inaequalipes (K. H. Barnard, 1951) (<i>Orchestia</i>) rev.	Talitridae
incisa Ariyama, 2020 (<i>Orientomaera</i>)	Maeridae
infirmichelata Andrade & Senna, 2019 (<i>Limnoporeia</i>)	Phoxocephalidae
insinuomanus Jung, Coleman & Yeon, 2019 (<i>Podocerospis</i>)	Photidae
jajima Morino, 2020 (<i>Aokiorchestia</i>)	Talitridae
japonicoides Ariyama, 2020 (<i>Grandidierella</i>)	Aoridae
jinbe Tomikawa, Yanagisawa, Higashiji, Yano & Vader, 2019 (<i>Podocerus</i>)	Podoceridae
jonesyi Andrade & Senna, 2020 (<i>Pseudharpinia</i>)	Phoxocephalidae
joolaei Lee, Tomikawa, Nakano & Min, 2020 (<i>Pseudocrangonyx</i>)	Pseudocrangonyctidae
kaingang Reis, Penoni & Bueno, 2020 (<i>Hyaella</i>)	Hyaellidae
karamani Winfield & Hendrickx, 2020 (<i>Epimeria</i>)	Epimeriidae
keablei Guerra-García & Ahyong, 2020 (<i>Pseudoliropus</i>)	Caprellidae
kiiensis Ariyama, 2019 (<i>Ceradocus</i>)	Maeridae
koropokkuru Sidorov, 2020 (<i>Paramoera (Ganigamoera)</i>)	Pontogeneiidae
lakshadweepensis Trivedri, Lowry & Myers, 2020 (in Trivedri et al. 2020) (<i>Talorchestia</i>)	Talitridae
laleyei Gnohossou & Piscart, 2019 (<i>Quadrivisio</i>)	Maeridae
liui Wang, Yu, Sha & Ren, 2020 (<i>Epimeria</i>)	Epimeriidae
longicarpus Jung, Coleman & Yeon, 2019 (<i>Photis</i>)	Photidae
longicrus Cannizzaro, Gibson & Sawicki, 2020 (<i>Simplexia</i>)	Parabogidiellidae

machidai White, 2019 (<i>Leucothoe</i>)	Leucothoidae
martynovi Marin & Palatov, 2020 (<i>Gammarus</i>)	Gammaridae
murrayae Guerra-Garcia, Keable & Ahyong, 2020 (<i>Paraproto</i>)	Caprellidae
nana Ariyama, 2020 (<i>Grandidierella</i>)	Aoridae
obtusimanus Andrade & Senna, 2019 (<i>Cephalophoxoides</i>)	Phoxocephalidae
ogilviae Ashford & Thurston, 2019 (in Ashford et al.) (<i>Acutocoxae</i>)	Podosiridae
ogumi Alves, Neves & Johnsson, 2020 (<i>Stenothoe</i>)	Stenothoidae
oxumae Alves, Neves & Johnsson, 2020 (<i>Leucothoe</i>)	Leucothoidae
pagei Andrade & Senna, 2020 (<i>Pseudharpinia</i>)	Phoxocephalidae
palmeirensis Streck-Marx & Castiglioni, 2019 (<i>Hyaella</i>)	Hyaellidae
panamensis Varela, 2020 (<i>Epimeria</i>)	Epimeriidae
parhobbsi Cannizaro & Sawicki (in Cannizaro et al., 2020) (<i>Crangonyx</i>)	Crangonyctidae
perezi Myers & Lowry, 2020 (<i>Orchestia</i>)	Talitridae
petila Jung, Coleman & Yeon, 2019 (<i>Exiliphotis</i>)	Photidae
planti Andrade & Senna, 2020 (<i>Pseudharpinia</i>)	Phoxocephalidae
plasticus Weston (in Weston et al. 2020) (<i>Eurythenes</i>)	Eurytheneidae
platycheles Guérin, 1832 (<i>Talitrus</i>) rev.	Talitridae
posterolobus Jung, Coleman & Yeon, 2019 (<i>Photis</i>)	Photidae
pseudoclavapes Jung, Coleman & Yeon, 2019 (<i>Podoceropsis</i>)	Photidae
pseudoephemerus Cannizaro & Sawicki, 2019 (<i>Crangonyx</i>)	Crangonyctidae
pseudosakaensis Ariyama, 2020 (<i>Grandidierella</i>)	Aoridae
puna Peralta & Miranda, 2019 (<i>Hyaella</i>)	Hyaellidae
sagamiensis Ariyama, 2020 (<i>Maera</i>)	Maeridae
scandens Ariyama & Hoshino, 2019 (<i>Protodulichia</i>)	Protodulichiiidae
schmitti Lowry & Myers, 2020 (<i>Clippertonia</i>)	Talitridae
shoemakeri Andrade & Senna, 2020 (<i>Heterophoxus</i>)	Phoxocephalidae
spinolabrum Morino, 2020 (<i>Miyamotoia</i>)	Talitridae
spongoteris Peart, Spong, Sutherland & Kelly, 2019 (<i>Polycheria</i>)	Dexaminidae
stoddartae Hughes, 2020 (<i>Lepidepecreoides</i>)	Tryphosidae
tabladoi Myers & Lowry, 2020 (<i>Orchestia</i>)	Talitridae
taboukeli Piscart, Ayati & Coulis, 2019 (<i>Cerrorchestia</i>)	Brevitalitridae
tepehuana Marron-Becerra, Hermoso-Salazar & Rivas, 2020 (<i>Hyaella</i>)	Hyaellidae
tchernykhi Moskalenko, Neretina & Yampolsky, 2020 (<i>Eulimnogammarus</i>)	Gammaridae
tepehuana Marron-Becerra, Hermoso-Salazar & Rivas, 2020 (<i>Hyaella</i>)	Hyaellidae
trispina Gasca & Hendrickx, 2020 (<i>Scina</i>)	Scinidae
tristanensis Lowry, Myers & Perez-Schultheiss, 2020 (<i>Gondwanorchestia</i>)	Talitridae
tropicalis Lowry, Springthorpe & Myers, 2020 (<i>Carpentaria</i>)	Protorchestiidae
tunica White, 2019 (<i>Leucothoe</i>)	Leucothoidae
unicoxae Wang, Zhu, Sha & Li, 2019 (<i>Parandania</i>)	Stegocephalidae

urmiensis Mamaghani-Shishvan & Esmaeili-Rineh, 2019 (<i>Niphargus</i>)	Niphargidae
xabriaba Reis, Penoni & Bueno, 2020 (<i>Hyaella</i>)	Hyaellidae
wajapi Andrade & Senna, 2020 (<i>Atlantiphoxus</i>)	Phoxocephalidae
wonkimi Lee, Tomikawa & Min, 2020 (<i>Pseudocrangonyx</i>)	Pseudocrangonyctidae

Taxonomic overview

Ampithoidae

Sunamphitoe **gigantea**

Aoridae

Grandidierella **contigua, japonicoides, nana, pseudosakaensis**

Atylidae

Galeatylinae

Galeatylus coripes

Brevitalitridae

Cerrorchestia **taboukeli**

Calliopiidae

Bathya brevicarpus

Caprellidae

Paraproto **murrayae**

Parapseudoaeginella australiensis

Pseudoliropus keablei

Pseudoprotella **australiensis**

Crangonyctidae

Crangonyx **ephemerus, parhobbsi, pseudoephemerus**

Dexaminidae

Polycheria **spongoteris**

Epimeriidae

Epimeria **karamani, liui, panamensis**

Eurytheneidae

Eurythenes **plasticus**

Eusiridae

Eusirus **bonnieri**

Gammaridae

Eulimnogammarus **etingovae, tchernykhi**

Gammarus **egmao, martynovi**

Rhipidogammarus **gordankaramani**

Hyalellidae

Hyalella **cheyennis, kaingang, palmeirensis, puna, tepehuana, xabriaba**

Ischyroceridae

Cerapus **bumbumiensis**

Lepechinellidae

Leucothoidae

Leucothoe **machidai, oxumae, tunica**

Maeridae

Ceradocus **kiiensis**

Maera **sagamiensis**

Orientomaera **incisa**

Quadrivisio **laleyei**

Magnovidae

Magnovis elizabethae

Melphidippidae

Stebbingiella globulosa

Niphargidae

Niphargus **ciscaucasicus, fiseri, gegi, urmiensis**

Parabogidiellidae

Simplexia longicrus

Photidae

Exiliphotis petilaLatigammaropsis **careocavata**Photis **bronco, longicarpus, posterolobus**Podoceropsis **insinuomanus, pseudoclavapes**

Phoxocephalidae

Atlantiphoxus wajapiCephalophoxoides **fortisetus, obtusimanus**Heterophoxus **shoemakeri**Limnoporeia **infirmitelata**Pseudharpinia **bonhami, jonesyi, pagei, planti**

Podoceridae

Podocerus **jinbe**

Podosiridae

Acutocoxae **ogilviae**

Pontogeneiidae

Paramoera (Ganigamoera) **koropokkuru****Protodulichidae****Protodulichia scandens**

Protorcheiidae

Carpentaria tropicalis

Pseudocrangonyctidae

Pseudocrangonyx **joolaei, wonkimi**

Scinidae

Scina **trispina**

Stegocephalidae

Parandania **unicoxae**

Stenothoidae

Stenothoe ogumi

Talitridae

Aokiorchestia jajima

Austropacifica

Caecorchestia bousfieldi

Clippertonia schmitti

Gazia gazi

Gondwanorchestia tristanensis

Leptorchestia biseta

Miyamotoia daitoensis, spinolabrum

Morinoia chichijimaensis

Orchestia forquensis, inaequalipes (rev.), perezii, tabladoi

Talitrus cloqueti (rev.), platycheles (rev.)

Talorchestia anakao, lakshadweepensis

Tryphosidae

Lepidepecreoides stoddartae

Compilation of Amphipod relevant literature

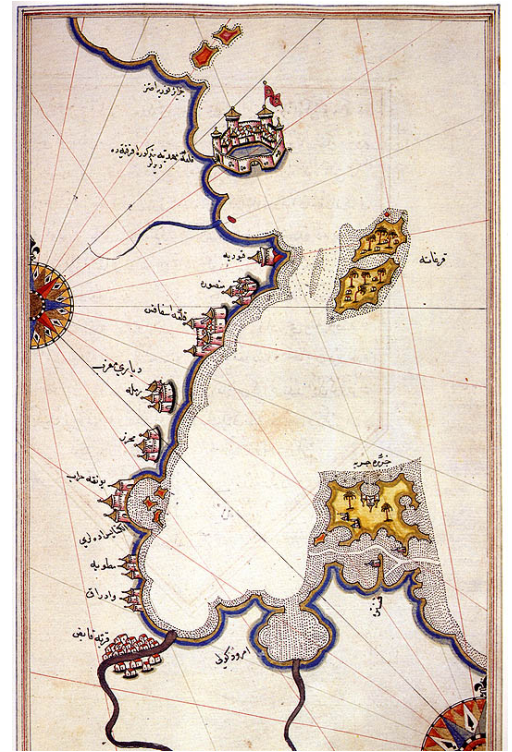
Please tell the AN editors and Olli Coleman about your recent publications on amphipods - and send a pdf of your paper. Olli can include it on the server and the editors can include it in the bibliography....

Updates on the 19th ICA

Following the meeting of the Tunisian organisation committee, we decide in this uncertain time and because the pandemic to postpone the next ICA to 2022 .

The date of the next ICA will be in autumn 2022. It will held in Jerba Island and a web site of the colloquium is under construction.

All the best
Faouzia Charfi



Gulf and Island of Djerba on the Kitab-ı Bahriye (Book of Navigation) . Picture from Wikimedia commons - uploaded by Piri Reis

How do you get in touch with the Amphipod Newsletter?

Email editors: Wim Vader – ([wim.vader\(at\)uit.no](mailto:wim.vader@uit.no)) or Anne Helene Tandberg – ([pansdamen\(at\)gmail.com](mailto:pansdamen@gmail.com))

The Old Photo

During his presentation at the 18th ICA in Dijon August 2019, José Guerra-García showed several old photos from the early amphipod meetings. José has shared these photos with the AN, and we plan to share them here, to make sure everybody have the possibility to enjoy these photographic gems. Thank you to José for collecting these pictures, and for making them available to everybody.

We have tried to annotate the photos, but many names are missing or even uncertain. If anybody who are in the pictures (or who recognises people not named or wrongly named in the annotated photos) could help us with names of the participants, we will be very happy for the help. Please email the editors - we promise to share the updated annotations!



Lyon 1973 (photographer unknown)

And the original (without annotations):

