



 congreso@semo2021.org
 semo2021.org

SEMO - XVI CONGRESO

Newsletter SEMO

Revista Medicina Oral, Patología Oral y Cirugía Bucal

Junio 2021 | Nº 8



CONGRESO '21
SEMO
18-19 JUNIO 2021

juntos... avanzamos

**XVI CONGRESO
SOCIEDAD ESPAÑOLA DE MEDICINA ORAL**



**ARTÍCULOS MEDICINA ORAL,
PATOLOGÍA ORAL Y CIRUGÍA BUCAL**

**ARTÍCULOS JOURNAL OF CLINICAL
AND EXPERIMENTAL DENTISTRY**

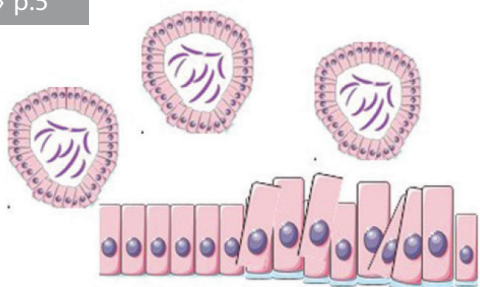


Sociedad Española
de Medicina Oral

CONTENIDOS

NEWSLETTER SEMO - REVISTA MEDICINA ORAL

» p.5



Tumor development and progression

- 3 ARTÍCULOS: MEDICINA ORAL, PATOLOGÍA ORAL Y CIRUGÍA BUCAL
- 5 ARTÍCULOS: JOURNAL OF CLINICAL AND EXPERIMENTAL DENTISTRY
- 7 XVI CONGRESO SEMO

Director: Prof. Jose V. Bagan

Editores:

M^a Carmen Debón Iserte
Dra. Leticia Bagán Debón
Ana María Ferrer Prados

Contacto SEMO:

<http://www.semo.es>

semo@semo.es

610 409 599

Contacto Revista:

<http://www.medicinaoral.es>

medoral@medoral.es

» p.7



Aquí tenéis un avance del programa de nuestro Congreso Bienal. En él podéis ver el alto nivel de los ponentes de esta XVI edición, de gran reconocimiento nacional e internacional.

Os invitamos a participar, os esperamos a todos en Junio porque...


Juntos... avanzamos


XVI CONGRESO SOCIEDAD ESPAÑOLA DE MEDICINA ORAL


ARTÍCULOS


MEDICINA ORAL, PATOLOGÍA ORAL Y CIRUGÍA BUCAL


INDICE ORAL MEDICINE AND PATHOLOGY

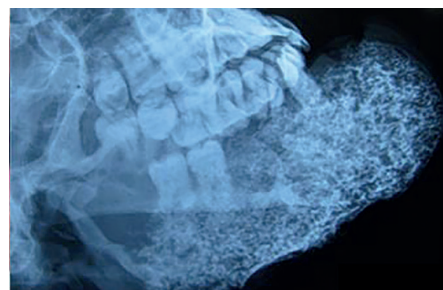
Prognostic value of the immunohistochemical expression of vascular endothelial growth factors in malignant salivary gland neoplasms: a systematic review and meta-analysis. dos Santos ES, Ramos JC, Normando AGC, Leme AFP. 


Study on the association between sleep disorders versus oral health related variables. Pereira D, Progiante P, Pattussi M, Grossi P, Grossi M. 

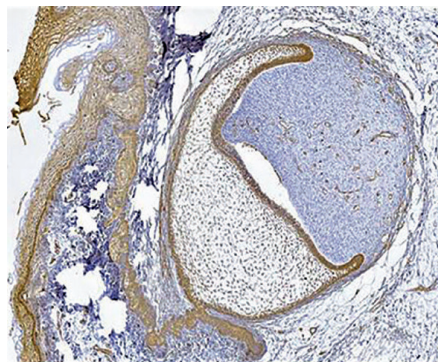
Controversies in ameloblastoma management: evaluation of decision making, based on a retrospective analysis. Hresko A, Burtyn O, Pavlovskiy L, Snisarevskiy P, Lapshyna J, Chepurnyi Y, et al. 


Prevalence of endodontic infection in patients with Crohn's disease and ulcerative colitis. Poyato-Borrego M, Segura-Egea JJ, Martín-González J, Jiménez-Sánchez MC, Cabanillas-Balsera D, Areal-Quecuty V, et al. 


Efficacy of the laser at low intensity on primary burning oral syndrome: a systematic review. Matos ALPd, Silva PUJ, Paranhos LR, Santana ITS, Matos FRd. 





Expression of caveolin-1 in tooth germ, ameloblastoma and ameloblastic carcinoma. Sánchez-Romero C, Pereira-Prado V, Sicco E, Suarez M, Tapia-Repetto G, Carreón-Burciaga R, et al. 





Isolated lip dermatitis (atopic cheilitis), successfully treated with topical tacrolimus 0.03%. Georgakopoulou E, Loumou P, Grigoraki A, Panagiotopoulos A. 

Oral pigmented lesions: a retrospective analysis from Brazil. Albuquerque DMdS, Cunha JLS, Roza ALOC, Arboleda LPA, Santos-Silva AR, Lopes MA, et al. 


Retrospective analysis of Desmoplastic Ameloblastoma: Clinical review. Sharma A, Ingole S, Deshpande M, Meshram D. 

Proposal for a preventive protocol for medication-related osteonecrosis of the jaw. MM Romero-Ruiz, M Romero-Serrano, A Serrano-González, MÁ Serrera-Figallo, JL Gutiérrez-Pérez, D Torres-Lagares. 


Accuracy of computer-aided image analysis in the diagnosis of odontogenic cysts: A systematic review. Bittencourt MAV, Sá Mafra PhD, Julia RS, Travençolo BAN, Silva PUJ, Blumenberg C, et al. 

Primary melanoma of the oral cavity: A multi-institutional retrospective analysis in Brazil. Rodrigues BTG, Cunha JLS, Albuquerque DMdS, Chagas WPd, Freire NdA, Agostini M, et al. 


The role of the dentist in the diagnosis and management of patients with oral mucosal diseases. Carrard VC, van der Waal I. 


Capsaicin intake and oral carcinogenesis: A systematic review. Mosqueda-Solís A, Lafuente-Ibáñez de Mendoza I, Aguirre-Urizar JM, Mosqueda-Taylor A. 

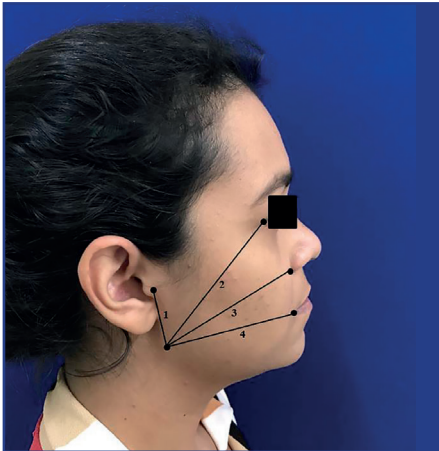



Stimulated whole salivary flow rate: The most appropriate technique for assessing salivary flow in Sjögren syndromet. Alvariño C, Bagan L, Murillo-Cortes J, Calvo J, Bagan J. 


INDICE ORAL SURGERY


Application of propolis extract, nanovitamin C and nanovitamin E to prevent alveolar osteitis after impacted lower third molar surgery. A randomized, double-blind, split-mouth, pilot study. González-Serrano J, López-Pintor RM, Cecilia-Murga R, Torres J, Hernández G, López-Quiles J. 


The efficacy of etodolac and ibuprofen, regarding gender, on pain, edema and trismus after impacted lower third molar surgery: A randomized prospective clinical split-mouth study. Silva LdF, Reis ENRdC, Faverani LP, Bassi APF. 

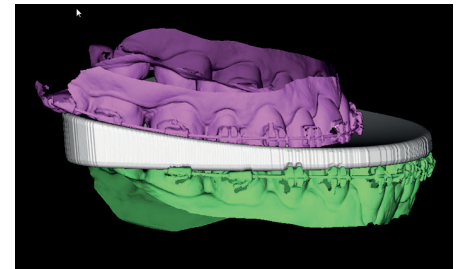



Is Dexamethasone superior to Ketorolac in reducing pain, swelling and trismus following mandibular third molar removal? A split mouth triple-blind randomized clinical trial. Martins-de-Barros AV, Barros AMI, Siqueira AKCd, Lucena EEdS, Sette de Souza PH, Araújo FAdC. 


Improving accuracy of the intermediate splint in substantial intermaxillary sagittal discrepancies using an extra anterior anchorage point: technical note. Hernández-Alfaro F, Rosemberg V, Masià-Gridilla J, Valls-Ontañón A. 


Efficacy of methylprednisolone on pain, trismus and quality of life following surgical removal of mandibular third molars: a double-blind, split-mouth, randomised controlled trial. Larsen MK, Kofod T, Duch K, Starch-Jensen T. 

Therapeutic alternatives in the management of osteoradionecrosis of the jaws. Systematic review. Camolesi GCV, Ortega KL, Medina JB, Campos L, Lorenzo Pouso AI, Gándara Vila P, et al. 




Comparison of postoperative morbidity between piezoelectric surgery and conventional rotary instruments in mandibular third molar surgery: a split-mouth clinical study. Gulnazar Y, Alpan AL. 


A new morphologic classification of the alveolar ridge after distraction osteogenesis in human patients. A 17 years retrospective case series study. Somoza-Martín JM, Vázquez-Casal A, Suárez-Cunqueiro M, García-García A, Gándara-Vila P, Pérez-Sayáns M. 

Photobiomodulation therapy reduces postoperative pain after third molar extractions: A randomized clinical trial. Isolan CP, Kinalski MdA, Otávio Leão AdA, Post LK, Isolan TMP, dos Santos MBF. 


INDICE ORAL CANCER


Malignant transformation of oral leukoplakia: a multicentric retrospective study in Brazilian population. Cerqueira JMM, Pontes FSC, Santos-Silva AR, Almeida OPd, Costa RF, Fonseca FP, et al. 


The incidence of severe oral mucositis and its occurrence sites in pediatric oncologic patients. Guimarães JR, Carvalho LGAd, Damascena LCL, Sampaio MEA, Ribeiro ILA, Sousa SAd, et al. 

Revisiting the metallothionein genes polymorphisms and the risk of oral squamous cell carcinoma in a Brazilian population. Rosa RR, Garcia MAJ, Alves PT, Sousa EM, Pimentel LS, Barbosa LdP, et al. 



Maxillofacial trauma due to traffic accidents and falls: an exploratory study of associated factors. Porto DE, Cavalcanti YW, Forte FDS. 

Survival and prognostic factors in patients with oral squamous cell carcinoma AKA Ferreira, SHGd Carvalho, AF Granville-Garcia, DJdS Sarmiento, GG Agripino, MHNGd Abreu, et al. 

Salivary gland cancer in Southern Brazil: a prognostic study of 107 cases. Zanella VG, Wagner VP, Schmidt TR, Thieme S, Correa C, Fonseca FP, et al. 

ARTÍCULOS

JOURNAL OF CLINICAL AND EXPERIMENTAL DENTISTRY

INDICE ORAL MEDICINE AND PATHOLOGY

Interventions for the treatment of xerostomia: A randomized controlled clinical trial.

Marín C, Díaz-de-Valdés L, Conejeros C, Martínez R, Niklander S.



Simple bone cyst: A case report.

Pérez-Iglesias B, Sandoval-Gutiérrez J, García-Freire C, Sánchez-Torres A, Gay-Escoda C.



Necrotizing sialometaplasia of the tonsillar pillar. An unusual case.

Hernández-Flores J, Santos-Jaimes E, Gaitán-Cepeda L.

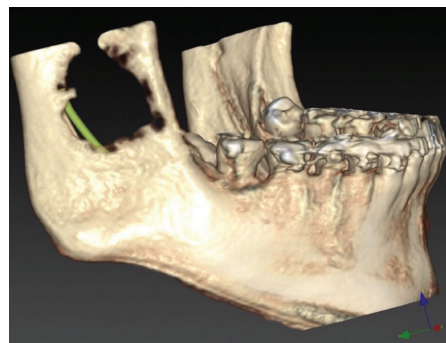


Prognostic factors on surgically and non-surgically treated oral squamous cell carcinoma: Advances in survival in fifteen years of follow up. Silva PB, Lemos J, Borges M, do Rêgo T, Dantas T, Leite C, Lima M, Cunha MP, Sousa F..



Potential therapeutic uses of intraoral mesenchymal stem cells in other tissues of the body: A review.

Villarroel V, Fagalde P, Reininger D.



Oral tissues regeneration using intraoral mesenchymal stem cells.

Fagalde P, Reininger D.

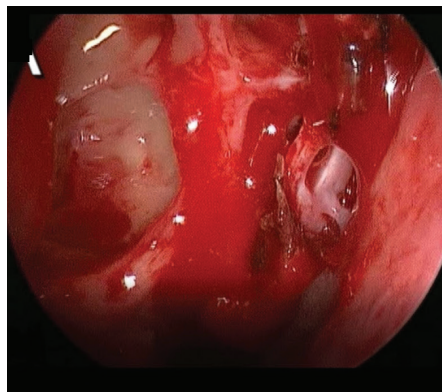


COVID-19 and oral lesions, short communication and review. Egido-Moreno S, Valls-Roca-Umbert J, Jané-Salas E, López-López J, Estrugo-Devesa A.



Epigenetic alterations in ameloblastomas: A literature review.

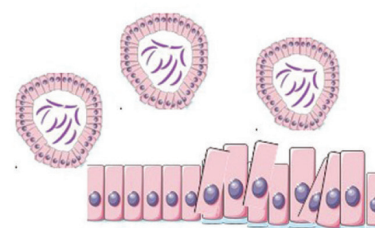
Santos E, Rodrigues-Fernandes C, Cabral J, Fonseca F, Leme A.



Removal of fungal ball from the jaws by lefort i osteotomy: Difficulty in diagnosing patients with chronic sinusitis. Bachesk A, de Souza V, Ricken C, Pierrri R, Pavan A.



Bilateral jaws involvement of Burkitt's lymphoma in a pediatric patient. de Freitas Filho S, Moura L, de Souza M, Rubira C, Oliveira D.



Tumor development and progression

Prevalence of impacted teeth and supernumerary teeth by radiographic evaluation in three Latin American countries: A cross-sectional study. Tetay-Salgado S, Arriola-Guillén L, Ruíz-Mora G, Aliaga-Del Castillo A, Rodríguez-Cárdenas Y.



Symmetrical palatal fibromatosis: An additional case report with immunohistochemical characterization.

Caldeira P, da Silva K, Vasconcelos A, Souto G, Mesquita R.



Retraction: Oral leukoplakia, a clinical-histopathological study in 412 patients.

Rubert A, Bagán L, Bagán JV.



INDICE ORAL SURGERY

Surgical treatment of cocaine-induced palatal perforations: Report of three cases and literature review.

Barrientos J, Corchero G, Soler F.



Etiology, Modalities of Zygomaticomaxillary Complex Fracture, open reduction and fixation.. Rohit , Vishal , Prajapati V, Shahi A, Prakash O, Ekram S.



Indications of the extraction of symptomatic impacted third molars. A systematic review. Peñarrocha-Diago M, Camps-Font O, Sánchez-Torres A, Figueiredo R, Sánchez-Garcés M, Gay-Escoda C.



Giant deep lobe parotid tumor removal via total parotidectomy without mandibulotomy. A simple and safe technique.

Borrás-Ferreres J, Armengot-Carceller M.



Photoelastic analysis of conventional and locking system for treatment of mandibular angle fractures with a single plate.

de Oliveira D, de Souza-Batista V, Holobenko L, Santiago-Junior J, Pellizzer E, Ribeiro-Junior P.



Immediate three-dimensional changes in the oropharynx after different mandibular advancements in counterclockwise rotation orthognathic planning.

Lovisi C, Assis N, Marlière D, Devito K, Ritto F, Medeiros P, Sotto-Maior B.



Dental implants rehabilitation in a patient with head and neck radiotherapy for osteosarcoma in the jaw. A clinical case report.

Garrido-Martínez P, Peña-Cardelles J, Pozo-Kreiling J, Esparza-Gómez G, Montesdeoca-García N, Cebrián-Carretero J.



Patient perception about the need for antibiotics after tooth extractions: A cross-sectional study. Pérez-Amate B, Figueiredo R, Cortés-Peral S, Sánchez-Torres A, Valmaseda-Castellón E.



Zirconium dioxide implants as an alternative to titanium: A systematic review.

Comisso I, Arias-Herrera S, Gupta S.



INDICE SPECIAL PATIENTS - IMPLANTOLOGY - PERIODONTOLOGY

Is telephone follow-up useful in preventing post-extraction bleeding in patients on anti-thrombotic treatment?.

Pippi R, Luigetti L, Scorsolini M, Pietrantonio A, Cafolla A.



Influence of anxiety and anesthetic vasoconstrictors upon hemodynamic parameters during dental procedures in controlled hypertensive and non-hypertensive patients.

Silvestre F, Martinez-Herrera M, García-López B, Silvestre-Rangil J.



Platelet-rich fibrin for wound healing of palatal donor sites of free gingival grafts: Systematic review and meta-analysis.

Gusman D, Matheus H, Alves B, de Oliveira A, Britto AS, Novaes V, Nagata M, Batista VS, de Almeida J.



The quality of Internet information relating to 2019-nCov transmission control in dental practice.

Camacho-Alonso F, Lacal-Luján J.



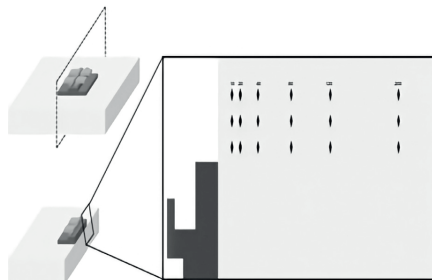
A pilot study to evaluate the effectiveness of adjunctive use of two antimicrobial topical gels in chronic gingivitis.

Mishra P, Bhargava A, Nigam-Gupta N.



General anesthesia for oral and dental care in paediatric patients with special needs: A systematic review.

López-Velasco A, Puche-Torres M, Carrera-Hueso FJ, Silvestre F.



Invisalign treatment from the patient perspective: A Twitter content analyses.

Adobes-Martin M, Montoya-Morcillo M, Zhou-Wu A, Garcovich D.



Rheumatoid arthritis associated with the occurrence, severity and extension of periodontitis: A case-control study. Moura M, Cota L, Costa A, Silva T, Costa F.



Oral colonization by *Levilactobacillus brevis* KABPTM-052 and *Lactiplantibacillus plantarum* KABPTM-051: A Randomized, Double-Blinded, Placebo-Controlled Trial (Pilot Study).

Nart J, Jiménez-Garrido S, Ramírez-Sebastià A, Astó E, Buj D, Huedo P, Espadaler J.



Effect of high-fluoride dentifrice and bracket bonding composite material on enamel demineralization adjacent to orthodontic brackets in vitro. Silva-Fialho P, Ferreira R, Leal J, Tabchoury C, Vale G.



Outcome measurements following palatal soft tissue graft harvesting: A review.

Malpartida-Carrillo V., Tinedo-Lopez P, Guerrero M., Huamani-Echaccaya J., Özcan M., Rösing C..





CONGRESO
SEMO
18-19 JUNIO 2021

juntos... avanzamos

**XVI CONGRESO
SOCIEDAD ESPAÑOLA DE MEDICINA ORAL**



semo2021.org



congreso@semo2021.org

SEMO - XVI CONGRESO



PROGRAMA DEL CONGRESO

18-19 JUNIO XVI CONGRESO VIRTUAL SEMO 21



Aquí tenéis un avance del programa de nuestro Congreso Bienal. En él podéis ver el alto nivel de los ponentes de esta XVI edición, de gran reconocimiento nacional e internacional.

Os invitamos a participar, os esperamos a todos en Junio porque...

Juntos... avanzamos

XVI CONGRESO **SOCIEDAD ESPAÑOLA DE MEDICINA ORAL**



SEMO - XVI CONGRESO



PROGRAMA DEL CONGRESO

VIERNES 18 DE JUNIO

Presentación e inicio del congreso SEMO 2021

Mesa Redonda - Un poco de luz en Medicina Oral

Moderada por el Dr Andrés Blanco Carrión, se expondrán las novedades en Lesiones Orales y la aplicación de láser en Medicina Oral, por los Doctores Romeo (Roma, Italia), Del Vecchio (Roma, Italia), además de una interesante y actual ponencia de la Manifestaciones orales de Covid19, de la mano del Dr Dantas (Brasil).

Mesa Redonda - Actualización en medicina oral e implantes

El Dr Aguirre Urizar, moderará esta interesante mesa, donde participan el Dr López López (Barcelona), Dr Eguía del Valle (Bilbao), Pérez Sayáns (Santiago de Compostela), Dra Bagán Debón (Valencia)

Sesiones generales - Sesión Clínico-Patológica. SEMO JOVEN

A cargo de los doctores Javier Alberdi y Pilar Gándara, disfrutaremos de la sesión de casos clínicos y la presentación de los trabajos TFG ganadores de Semo Joven.

Mesa Redonda - Descifrando el dolor

De la mano de la Dra Rocío Cerero, tendremos la oportunidad de escuchar las ponencias acerca del tratamiento del dolor, con los Dres Sardella (Milán, Italia) e Hidalgo (Murcia).

Mesa Redonda - Un presente apasionante y un futuro inimaginable

Moderada por el Dr Martínez Sahuquillo (Sevilla), se centrará en aplicación de técnicas novedosas en nuestro campo, gracias al Dr Wolff (Tel Aviv, Israel) y el Dr Chulián (Castilla La Mancha).

Asamblea SEMO

SEMO - XVI CONGRESO



PROGRAMA DEL CONGRESO

SÁBADO 19 DE JUNIO

Sesiones generales - Defensa posters seleccionados

Los póster que hayan sido seleccionados para la defensa pública, moderado por los Dres Esparza (Madrid) y Jiménez Soriano (Valencia).

Mesa Redonda - Actualización en Trastornos Orales Potencialmente Malignos (TOPM)

El Dr Hernández Vallejo (Madrid) se encargará de moderar esta mesa tan interesante, donde expondrán sus ponencias los Dres Monteiro (Oporto, Portugal), González Moles (Granada), Bagán (Valencia).

Mesa Redonda - Buscando soluciones.

La Dra García Pola (Oviedo) es la encargada de moderar esta mesa tan ilustrativa donde participarán el Dr Villa (Sur de California, EEUU), Seoane Lestón (Santiago) y Cervantes (Valencia).

Premio al mejor artículo de la revista Medicina Oral, Patología Oral y Cirugía Bucal

Se otorgará el premio al mejor artículo publicado en nuestra revista de referencia.

Clausura



MÁS INFORMACIÓN en www.semo2021.org