

ORCHIDS IN NEW ZEALAND



SEPTEMBER/OCTOBER 1984

Beck's...

ORCHID MIXES

- | | |
|----------------|-----------------|
| ★ Proven | ★ Fast Drainage |
| ★ Ready to use | ★ Screened |
| ★ Free flowing | ★ Fertilised |

BECK'S ORCHID MIX IS BAGGED IN DRY CONDITION AND SHOULD BE DAMPED PREFERABLY THE DAY BEFORE USE.



A. Beck, R.D.2, Ngatea, Hauraki Plains

Auckland:

Asquith Nurseries, 67 Asquith Ave, Mt Albert. Ph. 862-826

Gisborne:

Linwood Orchids, Muriwal Rd, R.D.1, Waimauku

Hastings:

Tom Grimson, 162 Stout St, Gisborne. Ph. 4450

Masterton:

Bryan Clark, R.D.5, Hastings. Ph. 88-734

New Plymouth:

Arthur Morris, 24 Sussex St. Ph. 6854

Palmerston Nth:

Gordon Bruce, 509 Carrington Rd. Ph. 34-583

Walkanae:

Hadfield Orchids, 409 Tremaine Ave. Ph. 83-489

Stokes Valley:

Norm Porter, 443 Te Moana Rd. Ph. 6977

Wanganui:

E.B. Topp, 42 Manuka St. Ph. 638-187

R.A. Spittal, 18 Kells St, Aramoho. Ph. 36-528

ORCHIDS IN NEW ZEALAND

Volume 10, No. 2.

Published bi-monthly

September-October

OFFICIAL PUBLICATION OF THE ORCHID COUNCIL OF NEW ZEALAND — ISSN 0110-5256

Editor:

Mr G. Boon, 30b Waiwaka Terrace, New Plymouth

Distribution:

Mrs B. Godwin, 47 Alton Avenue, Northcote, Auckland 9

COUNCIL 1984-85

Patron: His Excellency, the Hon. Sir David Beattie, G.C.M.G., Q.C.

President: Mr D. Bell, Waikato Orchid Society

Vice-Presidents:

Mr R. Maunder, Bay of Plenty Orchid Society; Mr D. Leahy, N.Z. Orchid Society

Committee:

Mrs D. Cooper, Wellington Orchid Society; Mr T. French, Taranaki Orchid Society, Mr S. G. Wray, Whangarei Orchid Society

CONTENTS

Page:

- 34 Pukekura Corner by Geo. Fuller.
 - 37 Finding Out Ourselves by W. B. Sheard.
 - 38 A Case of Survival by K. Goodwin.
 - 39 An Unseen Enemy by N. C. Miller.
 - 41 The Odontoglossum Alliance (Contd. . .) by David C. Stead.
 - 45 Culture Notes by G. Maney.
 - 48 An Introduction to Paphiopedilum Species by Ronald Roy.
 - 53 Council Executive News by D. Cooper.
-

Annual Subscriptions, including postage: New Zealand \$8.00; Overseas Surface Rate on application from Distributer.

Advertising Rates: Available on request.

All manuscripts, photographs, news items, etc., to reach Editor six weeks prior to publication.

Views and opinions expressed by contributors are not necessarily those of the Orchid Council of N.Z.

The Orchid Council does not assume responsibility for any transaction between advertisers and readers.

Cover Photo:

This is the third in a series showing distinct variation within the species *Cattleya loddigesii*. Photo courtesy of Mrs Caryl Sellers.



By George Fuller, N.D.H. [N.Z.],
Curator Pukekura Park, New Plymouth.

Monkeying About

I was recently plunged quite unexpectedly into deep nostalgia by a postscript written on the envelope of a letter received from a son now living in Scotland. Unexpectedly plunged, because this son lays no claim to knowledge of orchids yet he was recalling an incident with orchids which happened over twenty years ago when he was of early school age in far away Malta.

The orchid concerned does not exist in the Pukekura collection, probably hasn't ever been grown in New Zealand and it is unlikely that it will be but I am moved to write about it because the incredible level of concern and dedication this story reveals is something which we may be called upon to match in order to adequately protect our own native orchids.

To set the stage we must first go back to the early 1960's when I worked in Malta, far removed from cultivated orchids, helping to produce one million chrysanthemum cuttings per week for our English parent company. But there are few places on earth even as dry as Malta where orchids do not grow and I soon found tremendous satisfaction in detailed study and photographing of orchids native to that island, many of which are found also in Europe.


Long periods were spent searching the known habitats of each species, aided by records from many sources and what became a natural instinct or 'nose' for the quarry. The hawk-like eyes of my two young sons were invaluable and together, we ultimately located every known species plus one solitary plant of a previously unrecorded species. In the case of several there were only a few plants or an isolated colony with an area no greater than that of a house. It was a never-to-be-forgotten insight into how

very vulnerable some plants are - only a minor change in the use of land and that would have been the end.

And now back to the present and my sons postscript which read 'I'VE JUST HEARD THAT THE BERKSHIRE HORTICULTURAL SOCIETY HAS SET UP CAGES AND 24 HOUR PAID WATCHMEN FOR THE NEXT TWO MONTHS TO LOOK AFTER THE LAST FIVE WILD 'MONKEY' ORCHIDS ON A RESERVE.

DEDICATION, EH? I REMEMBER HUNTING FOR THESE IN MALTA WITH YOU AND FINDING THEM'.

Well, to keep the records straight, Alec was a little inaccurate because the orchid being guarded is *Orchis simia* while the tiny colony we found was a very similar species, *O. italica*, the 'naked man orchid' which is almost equally as rare in Malta but not likely to have anything like the same level of protection. I was very touched, however, by the fact that this electronic whiz-kid had remembered anything at all about his pre-schooler botanical rambles with his old man and he was not to know that he had projected me into a yet deeper realm of nostalgia for I have the good fortune to have seen and actually photographed one of those very rare English 'monkeys' under rather unusual circumstances.



In his book 'WILD ORCHIDS OF BRITAIN', published in 1951, V. S. Summerhayes (who was orchid botanist at the Kew Herbarium) notes for *O. simia* on Page 247 - "... In its Oxfordshire station the species was about holding its own, or perhaps its numbers were slowly decreasing until this summer, when the area concerned was ploughed up and nearly all the plants destroyed. It is hoped that a few may survive in an adjoining field".

I can let the reader into a little secret about "... and nearly all the plants were destroyed". bit. The story told to me by the very serious Mr Summerhayes himself, though it happened not far from London, has a good deal of the romance and drama that we usually associate with the intrepid old time hunters of orchids in the sweltering tropics.

It appears that one of the few people who knew of the existence of this tiny colony was speeding past the field in a train one day when to his horror he saw the ploughman at work and knew that he would be bearing down relentlessly

on the previous plants. He left the train at the first opportunity and hurried back to the field in time to save at least one specimen which complete with a sizeable piece of pasture was presented to Kew Gardens where it was placed in a large container and located behind the Herbarium, remote from the public.

I started my studentship at Kew in 1951 and quickly made acquaintance with Mr Summerhayes and as I had already started my collection of photographs of orchid species he offered me the unique opportunity of adding this intriguing terrestrial to my collection. My records reveal that with my newly acquired but second-hand GOERTZ quarter plate 'hand and stand' camera I took one shot on 11/6/51 and then went back on 14/6/51 to exploit the capabilities of the double extension bellows for closeups.

Photographers may be interested that the negative is an 82 x 108 mm (3 1/4" x 4 1/4") glass plate and though it is badly fogged and has lost a corner, it has produced the accompanying illustration showing the fascinating flower shape which has earned this species the common name of 'monkey orchid'.

It was surprising enough for me to have recollections of *O. simia* brought back through my son's postscript but to my astonishment, not long after his letter arrived there appeared in one of our local newspapers a picture of a warden laying prostrate, examining a wire screen which protects one of the few remaining plants, so suddenly the



Monkey Orchids of England are International News, together with about four other species being guarded with help from the World Wildlife Fund and the Nature Conservation Trust.

And what has all this got to do with Orchids in New Zealand you may well ask. There are some interesting and rather disturbing parallels right on our doorstep. The prevailing winds which in the northern hemisphere are from east to west are thought to be responsible for having carried seed of the less common orchid species in the British Isles over from Europe. In the southern hemisphere the wind patterns are from west to east and consequently, many of our less common species are thought to have originated from seed blown from Australia. Some, such as *Cryptostylis subulata* have a very fragile hold and already warrant the degree of protection afforded *O. simia* in Southern England. Another, *Pterostylis nutans* was recorded many years ago near Kaitaia and is now recorded as extinct in New Zealand. Should it be located again, I can well imagine Dorothy Cooper and her stalwarts camping out with 'hotwires' rigged and Lee-Enfields at the ready during the flowering season!

All joking aside, it seems inevitable that there are still unrecorded orchids to be found in New Zealand and the likelihood is that they will be in very small numbers or in very restricted localities which will automatically render them very vulnerable from the outset. With six species already on an official 'endangered species' list plus the above prospects, we already have a problem, do we not?

After all this heavy stuff and nostalgic waffling, may I be permitted to end on a lighter note? We are often put out by the seemingly unjust or inaccurate names given by botanists but sometimes the perpetrators of 'common' names get it wrong too. I have included a photograph of *O. simia*, the monkey orchid so rare in England and *O. italica*, the naked man orchid rare in Malta. Despite my limited knowledge of

relativity of human and simian anatomy, I would dare to suggest that the person who named *O. simia* was being less than generous to monkeys and whoever gave *O. italica* the name of naked man orchid was certainly over-indulging in fantasies of grandeur. The naming would appear to be more appropriate if reversed. Alas, the hazards of being appendiculate.

Oh well! it takes all sorts . . .



O.C.N.Z. AWARDS

Award No. — 18/83 HCC OCNZ

Plant — *Cymbidium* Waterloo Sunset
'Hazel Hanson'

Parentage — Rincon 'Clarisse' 4N x
Firewheel 'Ruby'

Owner — Mr F. A. Ballard, Auckland

Dimensions — Natural Spread of
Flowers 94.5 mm

Remarks — 4 flowering bulbs, 5 spikes
and 43 flowers. Coloured dark veined
fuchsia pink with predominant red lip.
Blooms of good round shape, well
presented on spikes. Lip well
balanced. Evenly distributed blooms
which as with foliage free of blemish.



Finding Out Ourselves OR Don't Believe Everything You Read

by W. B. Sheard of Temuka

My wife and I are orchid hobbyists and started much the same as most people, and have an interest in other aspects of garden activities.

In every journal one sees innumerable the pitfalls experienced in starting out, and we have had our share as Mr Ross Taylor and Mr Maunder can testify. The most devastating was zinc poisoning as determined by leaf tissue analysis, along with light, potting mixes, water quality and humidity. Some of these have been attributable to the almost unique weather in South Canterbury - high light levels, almost white - high summer temperatures from Nor' west winds which sends the humidity off the bottom end of the scale, and this all took some controlling to bring to reasonable levels.

For many years until these were overcome, if there had been a medal for the most diverse and scruffy collection, we would have been gold medal winners!

The more one reads in books the more confused it became, so we decided to go to those far flung corners of the world and observe at first hand the habitats and general surroundings from where most of our collection originated, namely, Nepal and Kalimpong in West Bengal.

After visiting these places and trying to reconcile the written facts it appears that the authors of the many books on the subject that abound have never raised themselves out of the armchairs, and mostly re-write what has gone before, thereby perpetuating many wrong facts and conditions of growth. In fact, if one believed without reserve, these places would not have the conditions for the plants to survive in.

Our hosts in Kalimpong were the most charming people and are pleased to meet people from the outside world. To illustrate an erroneous point on temperature levels which we should observe in culture (according to the experts) our host wore a polo-neck medium weight jersey, a swede cloth hacking jacket, medium weight wool slacks and light boots, and our hostess

wore a full length woollen skirt, a cotton blouse with a hip length woollen cardigan and woollen socks, and of course her 'badge of office' the little Tibetan apron - a very traditional adornment. So one can gain the picture - it gets very cold at night. In fact at night hot water bottles were placed in the hotel beds. And to confound this, outside in the hotel garden on a border path of some length were blooming *Coelogyne cristata*. On the safari we observed *Cymbidium grandiflorum*, *eburneum*, *longifolium*, *Pleione humilus* and a few *Calanthe* of different genera.

The light levels in the hills and forest where these grow are a lot lower than we have expected.

Nepal is another world and in fact it was hard to observe many orchids in their natural state in our travels which were confined to the Kathmandu Valley, but did see several collections belonging to dealers. One man was growing his *Cymbidiums* in mud and rice straw - yes mud. Our host in this country concentrates on *Calanthe* and has many thousands growing and most varieties were in flower and were destined for the Japanese market. Once again they were grown in shade houses with very low light level; a torch would have been useful to see some of the colour variations.

So after all this, we are of the opinion that plants will handle cooler temperatures than is realised, any mix goes as long as it suits you, your plants' root system and your local climate.

Since arriving home we have revised our light levels, potting mix, watering procedure, and yes, our plants are now starting to pick up and we are no longer

embarrassed to show people around. And from now on will not go too much on the books. My advice is go and look - these are our personal observations, but no doubt the professionals will tell me I should have taken my dark glasses off. Another enlightening fact to us is that it only rains for about six weeks in the year in Nepal between May to July.

A CASE OF SURVIVAL

by Keith Goodwin of Rotorua

Orchids are often categorised as being cool, intermediate or warm growing, and the most commonly misunderstood group are the cool growers. What does cool mean? Opinion varies as much as the New Zealand climate.

Many plants of the Lycaste, Miltonia and Odontoglossum alliances are referred to as being cool growing, but this is because they will not tolerate excessive heat.

Some are hardier than others, but the majority have a natural range of 15°-20°C, and do not exactly thrive in cold conditions.

Some orchids require a cool dry period of inactivity over the winter months, while others need even temperatures throughout the year. By referring to information on the geographical range of a species, the ideal temperature range can be determined. For instance, *Dendrobium densiflorum* should have a cool dry resting period over winter, followed by a moist warm growing season. More specifically, a night minimum of 5°C during winter (warmer by day) and something like 30°-35°C during the summer. Seasonal extremes occur in its natural habitat, and these are easily duplicated in cultivation.

Masdevallia coccinea, on the other hand, grows very near to the equator, but at fairly high elevations. Temperatures are constant all year in the 10°-20°C range, with the only real variation being in the degree of moisture. In cultivation, extremes of

temperature should be avoided, with a suggested minimum of 5°C.

Good orchid culture starts with providing an optimum temperature range suited to the plants. Correct conditions (not to be confused with TLC) are important for the plant to thrive, and flower profusely.

NEW ZEALAND EXPORT GROWERS ORCHID ASSN. INC

NZ E.G.O.

All intending and exporting orchid growers, orchid plant retailers, orchid tissue culture laboratories, orchid export companies and interested persons, are invited to write for further information regarding the above Association to:

**The Secretary,
NZ E.G.O.
P.O. Box 2107, Tauranga**

AN UNSEEN ENEMY - A CAUTIONARY TALE

by N. C. Miller - Rotorua

Early in 1982 we moved to Lake Rotoiti, bringing some of our orchids with us. Included were several hundred young *Odontoglossum* seedlings, still in community pots.

By the spring of 1982 we had installed a 5m x 3m glasshouse to be used as a coolhouse. Tall tree ferns (*Mamaku*) shaded the structure from the summer sun, and a cool breeze off the lake, moving up a bush-covered hillside, kept the summer temperatures to a very moderate level. A fan heater keeps the winter temperatures in the range of 6-10 degrees Celcius. Our water supply is lake water (rather eutrophic) which is pumped up the hill to a concrete tank. Rainwater off the house roof also ran into this tank.

Over the summer of 1982-83 the *Odont.* seedlings did very well and were supplemented by further purchases of seedlings of various sizes. That summer was a very dry one.

By mid-winter (July 1983) it was obvious that something was wrong with the *Odonts*. The leaves on established pseudobulbs were turning straw yellow at the tips. This yellowing would gradually move down the leaf, and would be followed by a semi-transparent appearance, with black fungal spots developing. Eventually the affected leaf would drop off. The oldest leaves were affected first. New growths were unaffected but growth slowed right down. The problem was assumed to be a fungal disease, but the use of fungicides had little effect.

The smaller seedlings seemed most affected, with more mature plants showing few symptoms, but often with yellowing of the tips of the oldest leaves. Plants from other genera growing in the same house (*Cymbidiums*, *Masdevallias*, *Dendrobiums*, etc.) showed no symptoms. *Odonts.* that had been rotted showed less damage.

By September 1983 it was obvious that the use of fungicides was having little effect, so we did what we should have done much sooner - we started to think about the problem. The root systems of affected plants appeared to be in good health. The plants, by the way, were growing in medium grade pine bark, with no additives.

We finally began to wonder if the plants might be exhibiting some sort of toxicity symptoms. An article by Jim James of Hamilton ('Some Uncommon Orchid Ailments', *Orchids in New Zealand* - September/October 1982, page 34), mentioned pale or straw coloured leaves in plants suffering from Zinc poisoning.

We began to look suspiciously at our water supply.

Remember the rain water off the roof, emptying into the water tank? The first year or so at Rotoiti had been very dry. Perhaps the winter rains were contributing Zinc from the galvanised roof? After all, the atmosphere in the Rotorua district is full of acidic fumes.

Following a Labour weekend holiday, characterised by the usual torrential downpour, we took a sample of our tank water (surely by now largely rain water) to a chemical analyst, together with some *Odontoglossum* seedlings.

The water sample contained 0.5 ppm (parts per million) of Zinc - a rather high level for domestic use. Leaf tissue from young (half grown) *Odont.* shoots contained 64.6 ppm of Zinc - a level described by the analyst as "high". Zinc levels from old leaf tissue - where the symptoms showed up - were not tested, but could be expected to be considerably higher.

Presumably the rather "aggressive" rain water in our district is dissolving Zinc from our galvanised iron roof (which is protected by micaceous roof paint). This Zinc is accumulating in the potting mix and then in the plant tissues, causing leaf damage and death.

We immediately disconnected the rain water pipes to the water tank and repotted all the plants. Nothing much happened for a while, but gradually the dead zones stopped moving down the leaves and the plants began to grow again.

The summer of 1983/84 was well advanced before the plants really looked happy and even now there are some slight symptoms to be seen. We have reason to believe that the lake water may also contain small amounts of some cumulative toxic material and plan to have our water analysed, but that is another tale!

The moral to this story is that if you water your orchids with water collected off a galvanised roof, be prepared for trouble. Needless to say, water should not be stored in a galvanised tank either. The problem is not confined to thermal districts alone. The analyst that we consulted remarked that rainfall all over New Zealand is becoming more acidic and "aggressive", due to industrialisation, both here and overseas, with some of the problem coming from the northern hemisphere! Acid rain is alive and well in New Zealand!

For general interest, here is the complete analysis of leaf tissue from young *Odontoglossum* shoots, with the analyst's comments in brackets.

Macronutrients

Nitrogen		0.96%
Phosphorus		0.13%
Potassium		1.83%
** Sulphur	("low")	0.01%
Calcium		0.75%
Magnesium		0.25%
** Sodium	("very high")	0.25%
Water		88.36%

Micronutrients

** Iron	103 ppm
** Manganese	132 ppm
Zinc	("high") 64.6 ppm
Copper	3.7 ppm
** Boron	47 ppm

(** Requires further investigation)

Society News

NELSON SEMINAR NEWS

The Nelson Orchid Society Committee has been busy these last few months organizing the 3rd South Island Orchid Seminar to be held in the Trafalgar Centre on the 6-7th October 1984. Whether it has been allotting the 24 trade display areas, Orchid Society display areas, arranging speakers or just the task of morning and afternoon teas and hiring caterers, everybody has been busy doing their part for a smooth organization to make this seminar a success.

We have a very knowledgeable group of speakers. Mr Ron Roy of Christchurch starts the ball rolling Saturday afternoon, speaking on *Phalaenopsis* and *Paphiopedilums*, followed by our own local authority on Native Orchids, Mrs Jean Jenks. Mr John McDonald of Invercargill is speaking on that lovable genera *Cattleyas*. He is followed by Mrs Kathy Black of Levin speaking on *Cymbidiums* and orchids in general. Then we have a film on orchids produced by the American Orchid Society, 'The Many Worlds of Orchids'.

Having given everybody's brain plenty to think about in the afternoon we hope all will relax with us in the evening at the Trafalgar Centre for Cocktails and Dinner.

After the night out it is back again early Sunday morning to hear Mr Wes Ross-Taylor of Napier, speak on *Miltonias* and *Odontoglossums*. This is followed by slides of the home gardeners greenhouse. We are hoping this will give participants a few ideas for their own houses.

Many people buy orchids by the flask but how many know just what has taken place before they purchase, to produce that flask. We have Mr Norm Porter of Waikanae and Messrs Jack Stevenson and Harry Simpson, both of Nelson, to show us just how it is done.

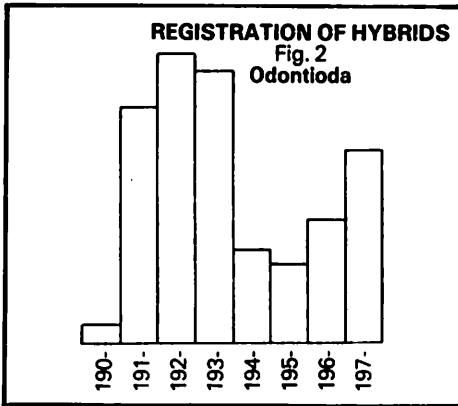
We are hoping to have many good displays by Orchid Societies for judging by Registered Judges. This Seminar is open to anybody with an interest in Orchids and they can register with the Nelson Convention Bureau, P.O.Box 194, Nelson. Registration fee is \$65.00, all meals, etc., included.

The Odontoglossum Alliance

David C. Stead, Rawdon, Leeds, England

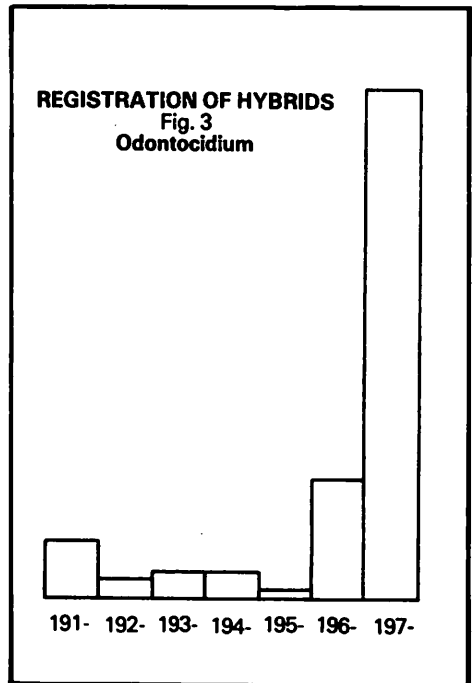
Continued . . .

Although the number of *Odontoglossum* x *Odontoglossum* hybrids registered has gradually fallen off, following the peak in the period 1910 to 1940, this does not mean there is not the interest or the crosses being made.



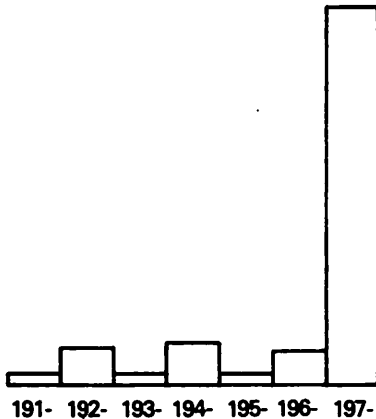
Crosses to develop the whites and yellows continue to be made and progress is being made. Many breeders have turned to the colourful *Odontiodas* more, in order to widen and brighten the range of colours and this explains the upsurge of hybrids registered in the last two decades. Not only has the range of colours been increased, but the consistency of the crosses are better - giving a higher percentage of good quality hybrids than in the past. We at Mansell & Hatcher have been involved in breeding *Odontoglossums* and their allies since the firm began back in 1909, and our present aim is to expand the range of colours and varieties. The quality of hybrids in the rich wine colour range has risen remarkably in recent years. Crosses such as *Oda. Avimore*, *Oda. Red Rum*, *Oda. Joe Marshall*, *Oda. Memtor*, *Oda. Joe's Drum*, to mention

but a few have all given consistently high quality crosses in bright and rich colours. Reds have also reached very high standards, with such hybrids as *Oda. Trixon*, *Oda. Bellway*, *Oda. Volcano* and *Oda. Trixell*. We are also turning back to some of the old first and second generation reds to re-introduce crosses that have the 'primary' appeal, and the vivid red colouring of *Cochlioda noezliana*. The demand for pastel coloured hybrids has increased as growers want to expand their range - particularly those growing for the cut-flower trade. Our own breeding programme has taken this into account, and we are just seeing some of the first results with parents such as *Oda. Aloette*, *Odm. Pescadero 'Pink Glow'*, *Oda. Flocalo 'Abundance'*, *Oda. Memtor 'Shell Pink'*, *Oda. Carisette* and *Oda. Matanda*. Another area where demand is great but supply always difficult is for those elusive bronze or tan colours. Odd ones will keep occurring from one or two crosses, but the need is for crosses that will give us a higher percentage of



REGISTRATION OF HYBRIDS

Fig. 4
Wilsonara



these colours. Our first seedlings are just flowering from some fascinating crosses, which I feel sure will provide us with some future breeding material. Selected clones of the following are being used in these crosses: Odm. Dolari, Oda. Coniston, Oda. Mem. Donald Campbell, Oda. Kamloops, Oda. Avimore 'Orangeman', Oda. Fremar, Oda. Inca Fire, Oda. Volcano.

I would like to move onto the intergeneric groups which have come to the fore over the past couples of decades, and which are proving extremely popular at the present time.

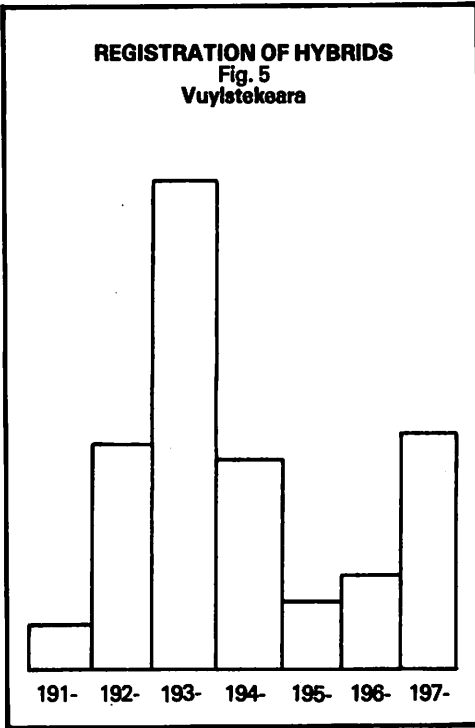
The Odontocidiums and Wilsonaras have made a dramatic resurgence as the graph (Fig. 3, 4) amply illustrates, and this can be put down to the natural quest by breeders for new and unusual hybrids, and also by the need for Odontoglossum types that can cope with warmer climates - such as Australia, U.S.A. and South Africa. The introduction of *Oncidium* blood has been very successful in producing robust growing plants which have good spikes with attractive flowers in a wide range of colours. *Oncidium tigrinum*

'grandiflora' and 'unguiculatum' have both been used with considerable success with such hybrids as Odcdm. Selsfieds Gold; Odcdm. Tigersun; Odcdm. Tiger Butter; Wilsonara Tigerwood; Wil. Franz Wichman; Wil. Hambuhren Stern; Wil. Tigersetze. Second generation hybrids have been very encouraging - particularly with Odcdm. Tiger Butter, and I am sure more will be seen in the not too distant future. However, the problem facing the hybridists is where does one go from here? The obvious course to improve size and shape is to breed back into *Odontoglossums* and *Odontiodas*, but this is bound to be at the expense of the qualities that the *Oncidiums* have and which were bred for. Who wants a Wilsonara or *Odontocidium* that looks just like a poor relation to an *Odontoglossum* or *Odontioda*? Other *Oncidiums* that have been popular as breeders have been *Onc. incurvum*, which has produced some exceptionally fine progeny such as Odcdm. Incali; Odcdm. Mem. Norman Gaunt both of which will produce super long *Onc. incurvum* type spikes with flowers that are up to 3½" across, on really robust growing plants. Good things have also come from second generation crosses - such as Wil. Tom Lyles; Wil. Rixcali; Odcdm. Strocali; Odcdm. Gita Gaunt. *Oncidium leucochilum* has been responsible for one or two interesting hybrids such as Odcdm. Crowborough and Wil. Jean du Pont, which exhibit the characteristically long spikes, smallish flowers on robust growing plants. Second generation crosses are few but well worthwhile, giving improved size, shape and colouring, such as Wil. Comitan; Wil. Lillian May; Odcdm. Golden Dawn.

The use of the cool growing Colombian *Miltonias* to produce *ODONTONIAS* and *Vuylstekearas* began early on this century, and reached a height in the 30's. *Miltonia vexillaria* and *Miltonia roezlii* were the main contributors - giving the characteristic large lip to the progeny. Although breeding in these lines is comparatively rare these days,

REGISTRATION OF HYBRIDS

Fig. 5
Vuylstekeara



the popularity of a number of clones continues to increase - due mainly to the advent and application of tissue culture. Famous names such as Vuylstekeara Cambria 'Plush' FCC/RHS, Vuyl. Yokara 'Perfection', Vuyl. Monastia 'Rubra', Odontonia Moliere, Odtna. Boussole, Odtna. Lulli, Odtna. Amphea 'Vanguard', Odtna. Olga, and many others, were raised in and around the 1930's. More recent introductions such as Odtna. Diane, Vuyl. Elkara, Vuyl. Bradena, Vuyl. Sunset Bay, Odtna. Barbara Pollard, Vuyl. Keith Andrew are helping to maintain the interest.

It is the warmer growing Brazilian Miltonias which have been used more in recent years - to make some really fascinating and beautiful intergeneric hybrids. The species involved being Milt. spectabilis, clowesii and candida, and these impart their heat tolerance to their offspring when crossed with conventional Odontoglossum hybrids such as Odontonia Ice Caves, Odtna.

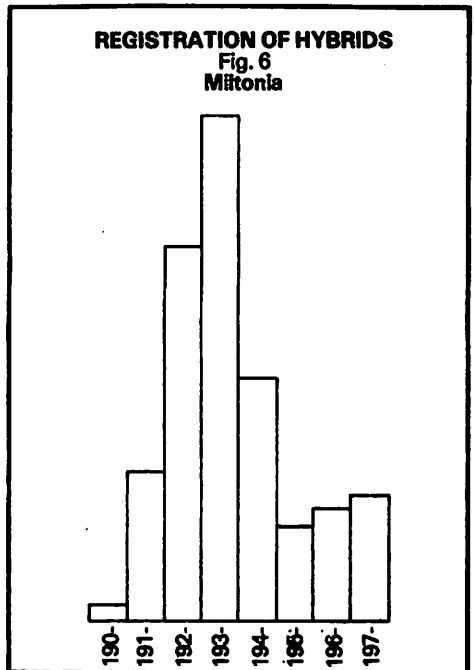
Johannesburg Mine, Odtna. Purple Ace. When the Miltonia Anne Warne (bred from spectabilis and clowesii) is crossed with Brassia verrucosa the result is a Miltassia Cartagena which has been used a number of times to produce even more complicated hybrids such as Beallara Tahoma Glacier (Miltassia Cartagena x Oda. Alaskan Sunset) which is made up of four genera, and Degarmoara Sunset Beach (when crossed with Odontoglossum Yukon Harbour).

A Miltassia of similar breeding is Mtssa. Charles M. Fitch (Brassia verrucosa with Miltonia spectabilis) and this has produced such successful Degarmoaras as Orcus Island and Admiralty Island.

I would like to look at one or two of the less conventional hybrids which will show just how much more work there still is to be done with the Odontoglossum Alliance, using those members which have been somewhat neglected until now. Odontoglossum bictoniense, an easily grown robust grower, imparts

REGISTRATION OF HYBRIDS

Fig. 6
Miltonia



these qualities to its progeny in such crosses as Odm. Paradiese, Odm. Anneliese Rothenberger, Oda. Robert Stoltz. With *Comparettia speciosa* the results were the startling *Odontoretia Mandarine*. *Odontoglossum Uroskinneri* has been very neglected in recent years but I am sure is due for a revival having seen a recent cross with *Oncidium Forbesii* flower. Perfumed *Odontoglossums* are always popular, but little seems to have been done to produce hybrids that have this characteristic. A cross between Odm. laeve and *Odontioda Memoria Donald Campbell* which we raised has been producing attractive flowers with an unusual 'marbling' effect - and many are beautifully scented! The hybrid Oda. Hambuhren caused a sensation at the 8th World Orchid Conference in Frankfurt - a cross between Odm. rossii 'majus' and *Odontioda Feuerschien*. Imagine a similar cross using a large yellow *Odontoglossum*, or Odm. *cervantesii* with a yellow - we are hoping some of these types of crosses will flower next year! Truly the surface has only been scratched!

I sincerely hope that I have been able to cover this enormous subject adequately enough to stimulate more interest in it, for there is no doubt that there are varieties within this Alliance which will suit the most discerning grower - whether he be a hobbyist growing for his own enjoyment, or the commercial grower producing for the pot plant trade or cut-flower. These are exciting times as the momentum of breeding increases and new and thrilling crosses flower, so if you have not grown any of these before, this is the time to start - and join the growing band who are helping to make the *Odontoglossum* Alliance the up and coming genera to grow. You in New Zealand are blessed with a wonderful country and a most accommodating climate, with a long tradition of growing Odonts. which I'm quite sure will be bound to increase in the future.



Second New Zealand International Orchid Conference 9th - 13th October 1985



SHOW SCHEDULE

The following is a copy of the provisional Show Schedule for the Second New Zealand International Orchid Conference.

- 1 Grand Champion of Show: Sash, Trophy, and Cash Prize
- 2 Reserve Champion of Show: Sash, Trophy and Cash Prize
- 3 Best Display by an Overseas Orchid Society: Trophy
- 4 Best Display (Large) by a New Zealand Orchid Society: Trophy
- 5 Best Display (Small) by a New Zealand Orchid Society: Trophy
- 6 Best Display by Joint or Individual Growers: Trophy
- 7 Best Display by a Commercial Grower: Trophy
- 8 Champion Cymbidium: Rosette & Trophy
- 9 Champion Coloured Cymbidium: Rosette & Trophy
- 10 Champion Seedling Cymbidium: Rosette & Trophy
- 11 Champion Novelty Cymbidium: Rosette & Trophy
- 12 Champion Miniature Cymbidium: Rosette & Trophy
- 13 Champion Specimen Cymbidium: Rosette & Trophy
- 14 Champion *Paphiopedilum* Type: Rosette & Trophy
- 15 Champion *Cattleya* Type: Rosette & Trophy
- 16 Champion *Phalaenopsis* Type: Rosette & Trophy
- 17 Champion Vandaceous Type: Rosette & Trophy
- 18 Champion *Dendrobium*: Rosette & Trophy
- 19 Champion *Oncidium* Type: Rosette & Trophy
- 20 Champion any Other Orchid: Rosette & Trophy
- 21 Champion Specimen (other than Cymbidium): Rosette & Trophy
- 22 Champion Species: Rosette & Trophy

A: Champion Class
B: Certificate Classes
 (1st, 2nd & 3rd Prize Certificates in each Section).

- 23 Cymbidiums (Standard):
 (a) Best Red
 (b) Best Green
 (c) Best Yellow
 (d) Best White
 (e) Best Pink
 (f) Best Bronze or Brown
 (g) Best Orange, Gold or Apricot
 (h) Best Polychrome
 Colour to be prime objective, quality an advantage.
- 24 Cymbidiums (Miniature):
 (a) Best Miniature
 (b) Best Decorative Miniature
 (c) Best Miniature Species
- 25 Cymbidiums (Novelty or Intermediate):
 (a) Best Novelty
 (b) Best Decorative Novelty
- 26 Cymbidiums (Best Specimen)
- 27 Cyripideae:
 (a) Best Red Paphiopedilum
 (b) Best Green or Yellow Paphiopedilum
 (c) Best Any Other Colour Paphiopedilum
 (d) Best Novelty
 (e) Best Species
- 28 Epidendrinæ:
 (a) Best White
 (b) Best Lavender or Mauve
 (c) Best Any Other Colour
 (d) Best Cluster-type
 (e) Best Novelty Without Cattleya
- 29 Phalaenopsis/Doritis:
 (a) Best White
 (b) Best Pink
 (c) Best Yellow
 (d) Best Striped
 (e) Best Novelty
- 30 Vanda, etc.:
 (a) Best Vanda
 (b) Best Ascocenda
 (c) Best Other Vandaceous
- 31 Best Intergeneric Between 29 and 30
- 32 Dendrobium:
 (a) Best Noble Type
 (b) Best Phalaenopsis Type
 (c) Best Any Other Hybrid
 (d) Best Species
- 33 Oncidiinae:
 (a) Best Odontoglossum/Odontonia/Odontoda
 (b) Best Miltonia
 (c) Best Oncidium
 (d) Best Bi-generic from Miltonia and Oncidium
 (e) Best Multi-generic (3 or more)
- 34 Lycastinae:
 (a) Best Lycaste
 (b) Best Lycaste Alliance or Intergenic
- 35 Best Specimen: Australian or N.Z. Species or Hybrid

- 36 Best N.Z. Native: Group or Specimen
- 37 Best Specimen Other than Classes 26, 35 and 36
- 38 Best Species Other than Classes 24(c), 27(e) and 32(d)
- 39 Greatest Botanical Interest
- 40 Floral Art: 1st, 2nd and 3rd Certificates in each: Open:
 (a) Best Arrangement using Cymbidiums
 (b) Best Arrangement using Phalaenopsis
 (c) Best Arrangement using Cattleya-type
 (d) Best Arrangement using Any Other Genera
- Amateur:
 (a) Best Arrangement using Single Orchid Bloom
 (b) Best Arrangement using Single Stem of Orchids

Notes:

Full details will be published in early 1985 in the Conference Show Schedule.

The above listing is provisional at this stage, and may be amended before being finalised.

Further information is available from the Conference Secretary, P.O.Box 5133, Wellington, New Zealand.

CULTURE NOTES

SEPTEMBER/OCTOBER

by Gordon Maney, 7 Harrow Place, Palmerston North

The advent of spring, the first of September, is for me anyway, an exciting time, for it heralds real growth and of course the approaching flush of the Cymbidium season. All those years of looking after seedlings and mericlones and for the first time seeing them flower, is always a thrill.

It is also a very busy time training the spikes on the later flowering varieties, a word of warning here, do not manipulate spikes till the day has warmed up, otherwise they'll break off like a carrot. Keep that slug bait round your plants, Measurol is by far the best I find. A top dressing of four parts of Dried Blood, four parts Superphosphate, and one part Sulphate

Potash, placed round the plant once a month till December. Approximately one tablespoon or 15 grms to a 25 cm pot. From now on regular weekly feeding with liquid feeds such as Nitrophoska, Lush, etc., is necessary. Make sure you water thoroughly the day before. This is the time we need to look at our plants for repotting and cutting up where necessary. If you need to break up a plant, it's wise to knock it out of its pot and examine the roots for sign of the new white root tips. This is a sure sign of growth in the plant, and when cut up it doesn't take nearly as long to recover. Be sure and find a good shady place for them and only spray over the top of the plants for the next two or three weeks to encourage new root growth.

With small plants six months out of the flask or more, these will probably need repotting on to the next size. Plants in 10 cm pots should be shifted to 15 cm size once they have bulbed up. Shaking off the old mix and repotting gives you a chance to look at the roots. Emphasis is on repotting NOT potting on! Simply because eventually that original mix will have broken down and in time the plant finishes up with a ball of dead roots; and then you have a sick plant that takes a long time to recover.

As you repot your plants the addition of Osmocote is good as a slow release fertilizer.

Things Orchidaceous

by 'Aporostylis'

- *Roy Clareburt and other North Shore members recently flew to the 5th ASEAN Orchid Conference in Singapore loaded with cut spikes. We hope to hear more about their trip in the next magazine.*

- *Allan Napper's Little Bighorn 'Yellow Hair' took the N.Z.O.S. Winter Show Grand Champion prize this year and again back home at the Waikato Winter Show. A beautiful pale green miniature cymbidium with several spikes and many flowers, it also has HCC and AM awards to its credit. Watch you don't virus it up with those cigarettes, Allan!*
- *The 13th W.O.C. will be at the Epsom Showgrounds in Auckland from 5th September to 18th September 1990. The show proper will be around the 10th - 16th September, keep these dates free.*
- *Whispers are that the Waikato's Spring Show will be an even grander affair this year with a well known over-seas grower as after dinner speaker. Go along and enter for the huge cash prize. Commercial growers too, will have an export prize and will also want to hear the guest speaker talk on 'Latest trends . . . !' Sorry, I'll get shot if I say any more.*
- *Paph. species growers will be dreaming about P. arnedicum from China. There's at least one plant already in New Zealand, and doing well I hear. It also has a couple of rochschildianums to keep it company! I hope the owner has reviewed the insurance cover on them since devaluation.*
- *You will shortly come under pressure for magazine articles! Council Executive has enlarged the magazine Committee and requested that they 'beef up' the magazine. This new Committee will be looking at ways of enlarging and improving the magazine, taking the article chasing load off the Editor's back and attempting to find new Editors before Graeme and Pam retire in May next year.*
- *Are the Southlanders getting swelled heads? After organising one of the most successful A.G.M's yet. Their*

President flew an orchid up to Auckland recently and took an award. Congratulations John McDonald!

- *Registrar General John Mason has returned from the South Island after setting up trainee judging panels in Nelson, Blenheim, Oamaru, Dunedin and Invercargill. He was assisted by Syd and Joy Wray [Whangarei Judges] who continued on to speak at several other South Island Societies. Whangarei is now the centre of a new judging region with Fred Brett as Registrar.*
- *Best wishes to Keith and Shirley Goodwin of Rotorua for the safe arrival of their new baby. Keith was recently elected to the O.C.N.Z. Executive and Magazine Sub-Committee.*
- *Rotorua will be the venue for the next O.C.N.Z. - A.G.M. Plans are under-way for something extra, so keep the weekend of the 23rd June 1985 free.*
- *HART is believed to have demanded the extermination of a South African weed which has invaded Taranaki orchid collections. Since Geo. Fuller's talk at the recent seminar in New Plymouth, offers of \$75.00 have been made for flowering plants of the racist orchid plant, *Disa uniflora*, which appears to be spreading into nurseries and collections throughout the country. A prominent orchid conservationist is up in arms about the proposed extermination and intends calling in the Native Conservation Council. She maintains that as *Disa uniflora* has naturalised itself in New Zealand it is now classified as a native and could become endangered if HART gets its way. She wants all plants in private collections returned to the nearest swamp and any trading in plants is banned. What do readers think?*
- *Wellingtonian Philip Tomlinson is back from the U.K. with a new toy. We hope his next 'Journal' isn't going to look like a video parlour screen.*

Word processors have their uses as toys, but . . .!

- *Got a friend in windy Wellington? Digby Graham's book on *Paphiopedilum* species is selling at giveaway prices at the moment - under \$15.00 per copy - [same in Auckland - Ed.].*

Drying Orchids

by Chris Ecroyd, 33 Ranier Place, Rotorua

No doubt others have found that herbarium specimens of orchids pressed and dried in the usual manner are difficult to work with. The flowers are generally distorted and you can never quite see the critical part you need unless the specimen has been pressed with great care. A simple solution to this problem is to dry the flowers by immersing them in finely powdered silica gel (40-60 mesh) with some indicator crystals added. From time to time the silica gel will need to be oven-dried. Spread the crystals out in a flat container and dry at 190°C until the indicator crystals turn blue again. The silica gel can be kept ready for use in an airtight container of suitable size.

Drying should take 3-5 days depending on the size of the plant and the dryness of the silica gel. Once dried, specimens can be stored in airtight jars and if kept dry, the natural shape and structure of the flower can be retained indefinitely. The dried flowers readily absorb moisture from a damp atmosphere and become limp. Alternatively, the dried flowers can be treated like normal herbarium specimens though larger flowers like *Pterostylis* may need to be pressed lightly.

The results so far with *Caladenia*, *Pterostylis* and *Spiranthes* have been encouraging. Detailed flower structure can be clearly seen but the colour retention which is initially very good has slowly faded in some specimens since drying.

I would be interested in receiving any comments on how successful others find this method.

An Introduction to Paphiopedilum Species

by Ronald Roy of Christchurch

This article which is the first of a series on paphiopedilum orchids deals with the species found in India and Northern Burma. Later articles will cover Thailand and the Malay Peninsula, Borneo, Indonesia, Philippines and New Guinea.

The first paphiopedilum orchid was introduced to cultivation in 1816 but it was not until the middle of the nineteenth century that their popularity became firmly established and for the next 50 years collectors scoured South East Asia looking for new species.

Part 1

Though their flowers are not as spectacular as cattleyas or modern day cymbidiums they are once again becoming popular mainly for the long lasting quality of the flowers but also for their diversity of form, compactness of growth and attractive appearance of the plants even when not in bloom. Despite being of tropical, or near tropical, origin not all of them require warm growing conditions as many come from comparatively high elevations, but all resent a dry atmosphere and none can stand full sunlight for any length of time.

A free-draining potting mix that does not breakdown readily is ideal. Regular repotting at about two-yearly intervals is recommended. Sourness at the roots is the most common cause of poor growth and with bark mixes this can be counteracted by a light topdressing of crushed dolomite about a year after repotting. A well established plant responds to regular applications of fertiliser, best applied in the watering programme. The cooler growing species require a rest at some period of the year and for these it is normal to reduce the quantity and frequency of watering during late autumn or winter. Just when this rest should occur will depend on the flowering time of the particular plant under your growing conditions. On average these orchids require about half natural light in winter reducing to about one quarter of that available in summer.

Paphiopedilum boxallii. Introduced in 1877 from Northern Burma where it



occurs at elevations of 3500-4000 feet in the Lake Inle district. Likes wet places near streams or on cliffs where the roots can penetrate moss kept moist by water seepage. Favours bright light conditions but not direct sunlight. Winter temperatures drop to low 40's and summer highs rise to nearly 90°F. Resembles *P. villosum* in plant growth and flower shape and is regarded by some as a variety of this species. An open flower 5-6" across on a 12" stem; dorsal sepal greenish yellow with white margin, heavily blotched with blackish brown spots which are sometimes confluent in the middle, margins strongly revolute on lower half of sepal; petals divided lengthwise by a purple



midvein, their upper halves heavily reticulated with crimson veins, lower halves lighter and veined with brown. Pouch large, pointed and a light honey colour. Grows well in cool to intermediate glasshouse conditions. Warm and humid in summer, cool and drier in mid-winter. Flowers in spring.

Paphiopedilum charlesworthii.

Introduced in 1893 from Burma and at one time was quite plentiful in Assam, N.E. India, and the Shan States of Burma. Heavy collecting has seriously depleted this species in its natural habitat. Occurs at elevations of about 5000 feet in rock crevices on limestone hills or in gullies where it is protected from direct sunlight by tall grass and scrub. Of dwarf habit and slow to recover if divided into small pieces. Well grown it will produce multiple growths and soon form a nice specimen plant. Growths take a year or two to mature before they produce a flower. Leaves are bright green sometimes marked with purple spots. Scape about 8" tall, the flowers to 2½" across, beautiful and long lasting. Dorsal sepal large, circular, rose coloured with darker veins, sometimes revolute on lower margins; petals narrow, curved forward, yellowish with

brown veins; pouch small, similar colour to petals. Glasshouse culture cool to intermediate with a decided rest during winter. Flowering season summer-autumn.

Paphiopedilum druryi. Discovered in 1865 in the Travancore Hills in the far South of India but not introduced to European cultivation till about ten years later. Occurs at about 5000 feet in poor limestone soils, mainly in gullies where it is protected by vegetation from direct sunlight. It is almost a creeping plant with a long woody rhizome between the upright growths, a factor which makes it difficult to manage in the glasshouse. Coming from very near the equator, but at fairly high elevation, it favours intermediate to warm growing conditions with high humidity at all times but reduced water at the roots during the winter period. Leaves are stiffish, upright and light green, the plant is slow to produce roots on new growths and subdivision of a small plant should be avoided. Flower scape about 10" tall,



the single flower 3" across. Dorsal sepal oval, curved forward to apex, greenish yellow with light green veins and a broad, brown, vertical stripe follows the midrib; ventral sepal broad, white with two vertical brown stripes; petals curve forward and down, light yellow with a central red-brown stripe and some fine spotting; pouch helmet shaped, cream to bright yellow. Flowers in spring on two or three year old growths.

Paphiopedilum fairrieianum. Introduced in 1857 from N.E.India, probably Assam, this beautiful little slipper immediately became a favourite of orchid growers. A lack of knowledge of its natural habitat led to wrong treatment and the early introductions were rapidly killed off. No expedition between 1875 and 1904 was able to find further plants and the number of pieces remaining in cultivation at the turn of the century was less than half a dozen. It became known as 'the lost orchid' and Sander's Nursery offered a reward of One thousand pounds for its rediscovery and the exclusive knowledge of its whereabouts.

The reward was claimed in 1905 by Mr Searight, an English engineer working in Bhutan, but Sander paid him only Five hundred pounds counter-claiming that the plant had reached the market from other sources as well.

P.fairrieianum grows naturally in dolomite areas at elevations of 5000-9000 feet. It favours cliffs where there is abundant water seepage and where rock outcrops or vegetation give protection from the sun. Is also found in lightly forested areas near streams and on grassy slopes where taller vegetation provides shade. Summer conditions are hot and wet while winters are cool and dry. Humidity is always high. The plant is dwarf in habit with plain light green leaves. Flower scape 6"-10" tall carrying a single, exquisite, small flower about 3" across vertically. Dorsal sepal white beautifully veined and reticulated with purple, undulate on margins; petals usually sweep down then out tapering to a point, white with green and purple veining; pouch yellowish diffused with

brown. Under glasshouse conditions grows best with intermediate temperatures, likes to be cooler and drier in winter. Reasonably bright light. Flowers in autumn-winter.

Paphiopedilum hirsutissimum.

Introduced in 1857 from unknown area. Later found in Assam in N.E. India and around the Indo-Burmese border. Natural habitat in leaf litter around the base of trees and on moss covered rocks and cliffs in well shaded areas at elevation of 3000-4000 feet. Occasionally grows epiphytically. If left undisturbed will form a large specimen plant. Leaves bright green with some purple spotting at base on underside. Flower buds usually appear in mature growth in autumn but remain dormant until spring. Scape about 12" covered with fine purple hairs. Flower 4"-5" across, the edges and backs of all segments ciliated. Dorsal sepal roundish, brown in centre and green marginally; petals spreading, sometimes deflexed, inner half green with fine purple spotting, margins becoming undulate as flower matures, outer half bright violet purple; pouch large, dull yellowish green stained with fine brown spots. In cultivation is a cool to intermediate grower, likes warmth and plenty of water in summer but needs a decided rest with lower temperatures in winter if it is to flower. Flowering time spring.

Paphiopedilum insigne. Introduced in 1819 from Sylhet in N.E. India where it is fairly widespread at about 4000 foot level. Favours damp areas with bright reflected light often rooting in moss and leaf litter near streams. Summer temperatures range from 60°-80°F and winter from 40°-65°F. In cultivation it is a cool grower requiring plenty of moisture in summer but much less in winter. With the right conditions it soon develops into a fine specimen plant. Several Auckland growers regularly show beautiful plants with around 50 flowers open at one time. *P. insigne* is a very variable species, Sander's Nursery listed about 30 different named varieties

towards the end of last century. Those best known are the varieties 'Chantinii', 'Maulei', 'Sanderæ' an albino form, 'Harefield Hall' a possible natural tetraploid. The foliage is light green and the leaves are inclined to flop as the growth matures. Scape about 12", flowers 4"-5" across with a varnished appearance. In the common form the dorsal sepal is apple green with a white margin apically, closely streaked with purple spots over the whole of the green area; petals narrow, spreading and slightly deflexed, undulate on margins, yellowish green veined and reticulated with brown; pouch of the same colour brightly stained with red-brown. The flowers appear any time from autumn through winter into spring depending on cultivation. If kept cool they are very long lasting.

Paphiopedilum spicerianum. Introduced about 1878 in a mixed collection of Indian orchids, later found in abundance in Assam. This attractive little orchid grows naturally around the base of trees and on moss covered rocks at elevations of 2000-4500 feet where there is plenty of shade and a moist root run. The leaves are glossy green with purple markings towards their base. Scape is thin, purple coloured, 12" high. Flowers 3" across, glossy, long lasting. The large dorsal sepal is white becoming green towards base, folded in the middle, a bright crimson band runs up the median fold, lateral margins revolute towards base; ventral sepal broad, light green; petals narrow and curved forward, yellowish green with a red median line and some fine spotting, undulate on margins; pouch green overlaid with brown; staminode purplish crimson margined with white. In cultivation is a cool grower, flowering season autumn-winter, resents disturbance.

Paphiopedilum venustum. Discovered by Dr. Wallich in 1816 on the southern slopes of the Himalayas in the district of Sylhet in N.E. India. Brought to England in 1819 it was the first paphiopedilum to be introduced to cultivation. A fairly

widespread species, it favours areas of deep shade in valleys and along stream margins where humidity is always high. Summer temperatures may reach 90°F and during this time there is heavy monsoon rain, winters are much cooler and drier. Under glasshouse cultivation it responds to cool to intermediate conditions and grows rapidly to a densely clustered plant. The leaves are short and broad, mottled on upper surface with dark green and grey-green blotches, the underside is usually heavily marked with purple. Scape to 10" tall, flowers are striking in appearance about 3½" across. Dorsal sepal heart shaped, white with green vertical stripes; petals spreading but often reflexed towards tips, green at base changing to rose on the outer half, strongly veined and heavily spotted with large black warts; pouch yellow to orange with very prominent green reticulated veins. Flowers in winter or spring but is a most attractive plant in all seasons.

Paphiopedilum villosum. Discovered by Thomas Lobb in the mountains near Moulmein in Burma at an elevation of 4000-5000 feet and introduced to cultivation in 1853. Has widespread occurrence ranging from N.E. India across Burma into northern Thailand and southern China. Generally found growing epiphytically high up in tall trees where the roots form tangled masses with mosses and ferns. Such a position ensures good drainage despite the very heavy monsoon rains. Growth erect and robust with leaves to 15" long, bright green lightly veined. The scape is very hairy, the flowers large, 5-6" across vertically with a varnished appearance. Dorsal sepal long, slightly hooded at apex, brownish changing to green on upper margin, lower margins revolute; petals spreading, curved forward, sometimes depressed, brown purple mid vein, upper half yellow to bright orange brown, lower half paler; pouch large, yellow flushed with red brown. A beautiful long lasting flower that has been much used in breeding. It imparts its striking colour and glossy appearance to its hybrids.

Society Information

MEETINGS

AUCKLAND ORCHID CLUB

Meet 1st Tuesday of month. Secretary: D. K. Lilly, P.O.Box 21141, Henderson. Phone: 836-8900.

BAY OF PLENTY

Meet 2nd Sunday of month. Secretary: Mrs Dorothy Dennis, 1A Randall Place, Te Puke.

CANTERBURY

Meet 1st Monday of month. Secretary: Mr J. G. Marshall, 6 Gamblins Road, Christchurch 2. Phone: 326-533 Ch Ch.

CAPITAL CITY

Meet 3rd Monday of month. See Mrs P. Elms, 'Wynmead', Ohariu Valley Road, R.D., Wellington. Phone: 788-918.

DANNEVIRKE & DISTRICT

Meet 2nd Monday of month. Secretary: Mr L. N. Feck, 10 Trafalgar Street, Dannevirke. Phone: 7914.

GOLDEN COAST

Meet 2nd Monday of month. Secretary: Mrs Betty Norman, 60 The Esplanade, Raumati South. Phone: 86-959 Paraparaumu.

HAWKES BAY

Meet 1st Monday of month. Secretary: Mrs N. F. Allen, R.D.3., Napier. Phone: 83-050.

HUTT VALLEY CIRCLE

Meet 4th Monday of month. Secretary: Mr Jack Francis, 17 Ranfurly Street, Trentham. Phone: 287-829 Wellington.

HOWICK

Meets 2nd Saturday morning of month. Secretary: Mrs E. Frost, 73 Ridge Road, Howick. Phone: 534-4823.

MANAWATU

Meet 2nd Thursday of month. Secretary: Mr J. G. Jackson, 18 Hurley Place, Palmerston North. Phone: 83-348.

MARLBOROUGH

Meet 4th Sunday of month, June, July and August. 4th Thursday from September to May. Secretary: Mrs J. Bottom, 24 Snowden Crescent, Blenheim. Phone: 87-918.

NELSON

Meet 3rd Tuesday of month. Secretary: Mr T. H. Wells, 5 Browning Crescent, Stoke. Phone: 79980.

NEW ZEALAND

Meet 3rd Wednesday of month. Secretary: Mr C. H. Brindle, 24 McIntyre Road, Mangere Bridge. Phone: 689-001, Auckland.

NORTH SHORE

Meet 1st Sunday of month. Secretary: Mrs Belinda Holmes, P.O.Box 33-493, Takapuna.

SOCIETY OF SOUTHLAND

Meet 1st Tuesday of month. Secretary: Mr Ray Dodd, Taiepa Road, R.D.9., Otatara. Phone: 80-067 Invercargill.

STRATFORD ORCHID CLUB

Meet 1st Tuesday of month. Secretary: Mrs Sylvia Voss, 24 Pembroke Road, Stratford. Phone: 7715.

OTAGO

Meet 4th Wednesday of month. Secretary: Mr M. L. Young, 61 Argyle Street, Mosgiel. Phone: 6550.

POVERTY BAY EAST COAST

Meet 2nd Monday of month. Secretary: Mrs L. Fitzgerald, P.O.Box 795, Gisborne. Phone: 76872.

ROTORUA

Meet 1st Sunday of month. Secretary: Naere Short, 41 Koutu Road, Rotorua. Phone: 87-391.

SOUTH AUCKLAND

Meet 1st Tuesday of month. Secretary: Valerie Burnside, 74 Red Hill Road, Papakura. Phone: 298-3205.

SOUTH CANTERBURY

Meet 1st Tuesday of month. Secretary Mrs D. Brocket, 16 Baker Street, Timaru. Phone: 47-136.

SOUTH TARANAKI

Meet 3rd Thursday of month. Secretary: Mrs Una McCormick, P.O.Box 275, Hawera. Phone: 85-755.

TARANAKI

Meet 2nd Tuesday of month. Secretary: Mr A. D. Gray, 24b Alberta Road, New Plymouth. Phone: 88836.

TAUPO

Meet 3rd Tuesday of month. Secretary: Mrs L. Galloway, 12 Rimu Street, Taupo. Phone: 86-481.

TAURANGA

Meet 3rd Tuesday of month. Secretary: Mrs B. Burgess, P.O.Box 2107, Tauranga South. Phone: 25-819.

THAMES VALLEY

Meet last Sunday of month. Secretary: Mr Jim Wood, P.O.Box 60, Thames.

WAIRARAPA

Meet 1st Sunday of month. Secretary: Pam Shaw, 47 Lorns Street, Masterton. Phone: 84483.

WAIKATO

Meet 4th Tuesday of month. Secretary: Mrs Rachel Haggie, P.O.Box 7101, Claudelands, Hamilton. Phone: 494-612.

WAIROA

Secretary: Mrs R. Gasson, P.O.Box 191, Wairoa.

WANGANUI CLUB

Meet 1st Wednesday of month. Secretary: Mrs N. Wilson, 25 Taranaki Street, Wanganui. Phone: 55-092.

WELLINGTON

Meet 1st Monday of month. Secretary: Mrs L. G. Cosnett, 35 Clyma Street, Upper Hutt. Phone: 288-429 Wellington.

WHANGAREI

Meet 1st Wednesday of month. Secretary: Janice Shayler, P.O.Box 4115, Kamo. Phone: 50219.

Council Executive News

By Dorothy Cooper

Well we have a capable new Secretary, Mrs Pearl Martin from Cambridge, and a new Treasurer, Mr Martin Clark from Hamilton.

Society Newsletters should in the meantime continue to be sent to me and I will glean information from them for circulating to Societies, before handing them on to the Secretary.

Welcome to Auckland Orchid Club, the newest affiliate to CONZED, we trust that being part of the National body will be of great help to you.

It was decided at our latest meeting that newly formed Societies would receive help, correspondence, information, etc., from Council for the first two years, and thereafter if not affiliated they would be taken off the mailing list as it is felt they otherwise have an unfair advantage of receiving help and information without having to pay for it. So come on you eight unaffiliated Societies, join up! Only 50c per member this year, don't let the other Societies subsidise you.

New interim Award Certificates have been printed - these will be given 'on the spot' without having to wait for ratification.

The Magazine Committee has been boosted by the addition of three keen souls - Keith Goodwin, Ron Maunder and Syd Wray, whose job it will be to 'revitalise' the Journal. They have some great ideas but can't operate without a continuing supply of articles, so come on all you sleeping subscribers, put pen to paper!

Judges keep Queens Birthday Weekend 1985 free for a judging seminar at Taupo College (1st - 3rd June).

The 1985 Second International Conference, 9th - 13th October, is in the hands of an excellent Committee, everything seems to be going smoothly, and bookings are coming in for both Society and commercial displays.

Now added to the list of coming events is the 13th World Orchid Conference to be held in Auckland in 1990. Tentative bookings have been made at the Auckland Showgrounds for the 5th - 18th September 1990, and the Steering Committee, made up of members from Council Executive and the host Society - N.Z. Orchid Society, has already had its first meeting.

There has been a letter of inquiry as to guidelines for inviting guest speakers to Society meetings. Executive felt that although it was up to individual Societies, basic expenses such as travelling and accommodation should be met or provided, and a written invitation giving time, date, venue, etc., and outlining conditions, should be sent to the speaker to avoid confusion. Conditions for selling plants should also be given.

Please note the following new Secretaries:

North Shore Society:

Mrs Belinda Holmes, P.O.Box 33-493,
Takapuna.

Thames Valley:

Mr Jim Wood, P.O.Box 60, Thames.



To Sell

Green plastic coated steel 'Spike Stakes' 500-750 and 1000mm long, in 2.5mm or 3.2mm dia. material.

Also plastic pots and plastic plant labels.

For further information contact:

A. Jensen
70 Westminster Road
Wainuiomata
Phone: Wellington 648-042



SOCIETY NEWS

3rd South Island Orchid Seminar

SATURDAY 6th-SUNDAY 7th OCTOBER 1984

Our Society is hosting the 3rd Seminar later this year and we look forward to welcoming you for this weekend.

The Seminar has been arranged at Nelson's large Conference Centre - The Trafalgar Centre - and everything will be at this complex the entire weekend.

We have endeavoured to arrange a wide variety of Speakers and Workshop Sessions.

We also have arranged for associated displays to complement orchids and have several commercial growers who will be selling Orchids - already notified they will be selling, are:

Orchid Species - Rotorua
South Pacific Orchids - Napier
Mrs Kath Black - Levin
Mr Norm Porter - Waikanae

and several local growers.

This will be a great opportunity to purchase plants.

We hope that your Secretary has the full details and Registration Forms.

We look forward to meeting you at the Seminar and if you require Registration Forms and you cannot get them from your Society, please write to:

Mrs M. Richardson
103 Point Road
Monaco
Stoke
Nelson

Remember its better to register early, it saves you money - ensures accommodation bookings and admittance to all sessions for the weekend and can guarantee an enjoyable weekend - all we want now is plenty of Nelson's Sunshine.

TUCKER'S ORCHID SUPPLIES

Miltoniopsis - Colombian Miltonias - Pansy Orchids

Just Arrived - New Plant List

Odontoglossum - Odontiodas - Vuylstekara

Odontocidium - Wilsonaras - Miltonidium

Large Plants - New List

FLASKS - FLASKS - FLASKS - FLASKS

This years List now available

Send for one or all lists - we just don't sell 'em
We grow 'em too!

Distributor for

MANSELL AND HATCHER
ENGLAND

Mr Ross Tucker
51 King Edward Avenue
Baywater
Auckland 9
Phone: 45-6692

ONE DAY ORCHID SEMINAR

Saturday 27th October 1984

DB HOTEL, ONERAHI - CONFERENCE ROOM, WHANGAREI

Organised by

Whangarei Orchid Society
P.O.Box 489
Whangarei

Registrations are invited from all orchid enthusiasts to attend this seminar which will provide valuable information to all orchid growers.

PROGRAMME

10.00 a.m. - 12.45 p.m.

Registrations

12.45 p.m. - 5.00 p.m.

Seminar Speakers

Dorothy Cooper, N.Z. Native Orchids

N.Z. Window Glass, Glass as a cladding material for horticultural structures.

Jean Mowbray, Masdevallias and glass house accessories.

Northern Electronics, Glasshouse automation.

Caryl Sellers, Cattleyas.

Frank Brljevich, Cymbidiums.

Sarlon Reid, Shade and plastic coverings for glass houses.

6.30 p.m. - 7.30 p.m.

Cocktail Hour

7.30 p.m.

Official Dinner

SUNDAY MORNING - Glasshouse visits both hobbyists and commercial.

ACCOMMODATION

Anchor Inn Motel, 56-58 Riverside Drive, Whangarei. Phone: 84-846, 87-149.

Units sleep 2 - \$40.00

sleep 4 - \$40.00 extra adult \$8.00

Breakfast - \$3.50-\$6.00

Palm Lodge Motel, Whangarei Heads Road, Onerahi. Phone: 61-377

Units sleep 2 - \$40.00

sleep 3 - \$44.00

Breakfast - \$4.00-\$6.00

Central Court Motel, 54 Otaika Road, Whangarei. Phone: Collect 84-574 or 81-878.

Bedsitter sleeps 2 - \$44.00

2 Bedroom units sleeps 4 - \$44.00 extra adult \$10.00

Breakfast - \$4.50-\$6.50

DB Onerahi, Onerahi Shopping Centre. Phone: 60-133.

Room sleeps 2, cost for the Seminar \$38.00, normally \$46.00

Single same price. Children under 10, no charge.

Share twin - \$19.00 each

Cost of Seminar

Registration 15.00

Dinner optional 16.00

Total \$31.00

Cocktail Hour and Dinner
for non-registrants 20.00

There will be no increase in late registrations but please help us by sending your cheque before the 20th September.

ODONTOGLOSSUMS

Another release of beautiful Charlesworth seedlings from England is selling out fast! Some flowering plants ex nursery. Send for our listing.

PHALAEOPSIS

7.5cm plus seedlings ex McBeans Orchids Ltd., (U.K.)
Barbara Moler x Spitzberg - whites with spots or stripes
Lipperstadt x (Romantic x Lipperstadt) - huge superb pinks.

MINIATURE AND STANDARD CYMBIDIUMS

Exclusive imported mericlones from McBeans Orchids Ltd., (U.K.) - some awarded clones.

PRIMARY PAPHIOPEDILUM SEEDLINGS

Flowering size delenatii crosses and others.

Send a long stamped addressed envelope for our various lists:

PARADISE ORCHID NURSERIES

P.O.Box 2107
Tauranga South

visits by appointment only.

LONGVIEW ORCHIDS

Eric & Vorrei Jones
Main Waihi Rd, Bethlehem,
Tauranga

Quality Cymbidiums

Standards ★ Miniatures
Mericlones ★ Seedlings

Over 300 varieties to choose from, for Commercial and Hobby growers.

Early to late flowering.
15cm to flowering size.

Visit us and compare our prices and excellent quality. We are also flask distributors for South Pacific Orchids Ltd.

TWIN OAKS BOOKS

4343 Causeway Drive, Lowell,
Michigan U.S.A.
Phone: (616) 897-7479
MASTERCARD AND VISA

ORCHID BOOKS

Send for FREE descriptive list of just about 300 currently available Orchid Books . . . Sent Surface Mail anywhere in the world, postpaid!!!

The Hightae Plant Nursery

Specialists in plant breeding

Address: 16 Coronation Street, Takapuna, Auckland 9
Telephone: 497-585 after 4.30 p.m.

Please write to the above for our current listing of cymbidium orchid flasks. Once again our offering is small but select, concentrating on reds, browns and good yellows. Our prices are very reasonable. Below is a sample of what we are offering:

D/1984 (Cabernet 'Noel Wilson' x Vieux Rose 'Dell Park') DORIS x Tapestry 'Red Glory'.

DORIS is a dark dusky pink tetraploid which carries from two to three massive spikes over two years. Flower count is from 13 to 19 blooms per stem. Crossed with RED GLORY, superb free flowering reds with upright stems are expected.

Under New Management

ORCHID LABORATORIES LIMITED *have changed their name to:*

**WAIKATO PLANT TISSUE CULTURE
LABORATORIES LIMITED** *or*

PLANT LABORATORIES LTD.

for short!

- We offer high quality selected **MERICLONE flasks, SEEDLING FLASKS AND YOUNG PLANTS** with emphasis on early cut flower varieties.
- **ENQUIRE** about our new rates for **MERICLONING** and **SEED SOWING**. Changes in procedure will allow for greater flexibility for the grower but at a reasonable cost.

● **WRITE FOR OUR 1984 CATALOGUE** ●

● **118 BROOKFIELD STREET, HAMILTON EAST** ● **PHONE 071-67977**

● **VISITORS WELCOME** ●

Flasks

DELIVERY APPROXIMATELY 6-9 MONTHS

Dendrobium

HICKMAN DEB X MAU BEAUTY. Phalaenopsis type from Tretes in Java. Both parents are of very good shape and deep magenta in colour.

Price \$25.00 for 10. \$50.00 for 20.

Cymbidiums

AMAPOLA 'MILFORD' AD/NZOS (pumilum x RIO RITA). Pendulous miniature, iridescent Red/Burgundy, extremely free blooming and much sought after.

KARAKE 'TAMA' (TAINUI X CLARISSE CARLTON) N.Z. HYBRIDIZED. Very good pink, rose lip markings with yellow throat. Up to 20 blooms, on very strong straight spikes. Blooms 75mm. Excellent export, cut flower and show bench. Recommended.

KARAKE 'TUTU'. Soft pink, softly dotted pink band on lip, yellow flush in throat, blooms 70mm strong straight stems. Excellent export, cut flower, and show bench. Recommended.

VIA RINCON VISTA 'TAINUI GREEN' (VIA VISTA X RINCON CLARISSE 4N X SELF). Award quality. Large rounded clear apple green, beautiful redlip markings, up to 12 blooms, May to July flowering. Excellent for show and export. Best cymbidium any colour. N.Z.O.S. Winter Show 1983.

Price \$65.00 for 25.

\$10.00 deposit with all orders please.

Mrs Marion Wright

63 Hillcrest Avenue, Northcote, Auckland 10.

Phone: 484-914



Linwood Orchids

(LIL & RON
CROUCH)

Muriwal Rd, R.D.1, Waimauku Phone: 411-8267

BEGINNER'S SELECTION

- 1 Cymbidium Mericlone (state colour preferred)
- 1 Zygopetalum Hybrid
- 1 other cool growing genera of our choice

TOTAL VALUE \$30.00 plus p & p.

SPECIAL PRICE \$28.50 inclusive of p & p.

FIRST 20 ORDERS RECEIVE FREE NAMED BACK BULB PROPAGATION

NEW CYMBIDIUM SEEDLING FLASK LIST AVAILABLE

Always in Stock: Cymbidium seedlings, mericlones, B/Bulbs and divisions of quality plants, numerous varieties, Beck's Mix and Tauranga Bark.

When available: Cattleyas, Phalaenopsis, Dendrobiums, Zygopetalums, Masdevallias, Lycastes, Paphiopedilums.



Orchid growers are giving Fleur International a big welcome.

Because this company has the expertise and determination to capture lucrative overseas markets. To the growers benefit.

Established solely to produce, market and promote the growing of flower crops, Fleur International has achieved many successes.

Intensive research has identified both rich new markets and new styles of crops with a ready demand.

International affiliation has provided an outstanding marketing infra structure plus access to valuable techniques and production methods.

But, even more important, is the continued efforts of Fleur International to foster an expanding horticultural industry, based on the co-operation and consolidation of all growers.

There's a bright future ahead for all growers who take advantage of associating with this dynamic company.



FLEUR INTERNATIONAL CORPORATION LTD.
Hames House, 1 Turner St., P.O. Box 7204, Auckland.
Telephone: 399-463. Telex NZ 60439 FLEUR.

MT FLO19A



Growing premium orchids demands using only the best equipment. To meet your demands, Fleur International has a specialised Growers' Supplies division. Offering sound advice, efficient service and substantial discounts derived from our bulk ordering.

Fleur International is pleased to announce the arrival of the following lines, perfectly timed for your 1984 growing season.

Get a head start by ordering your supplies today, on the form below. Once received, your order will be processed within 24 hours.

1 9 8 4 O R C H I D S U P P L I E S

	250	1,000	5,000	Quantity	Price
ORCHID SLEEVES					
Large (280mm x 560mm)	\$15.69	\$58.76	\$55.50 per 1,000		
Small (225mm x 435mm)	\$11.33	\$45.34	\$42.45 per 1,000		
ORCHID TUBES	100	250	1,000	10,000	
Large Cymbidium	\$13.50	\$28.00	\$104.00	\$94.50 per 1,000	
Polyminiature	\$ 9.50	\$21.00	\$ 75.00	\$69.00 per 1,000	
Single bloom	\$ 7.50	\$16.50	\$ 54.00	\$52.00 per 1,000	
TAPE		1 Roll	5 Rolls	10 Rolls	
PVC 24mm wide		\$1.74 each	\$1.65 each	\$1.55 each	
FLOWER BOXES					
Export Box					
(2 colour printed NZ Cut Flowers)	1,000mm x	1,600mm x	150mm		\$1.80 each
"Fleur" Export Box	1,000mm x	400mm x	125mm		\$1.65 each
"Fleur" Orchid Export Box	1,000mm x	350mm x	100mm		\$1.50 each
(SHREADED) ACID FREE TISSUE — 5Kg per ream					
1 - 10 Reams					\$28.50 per ream
10 - 30 Reams					\$27.50 per ream
Small lots — 1/3 Ream (1 carton)					\$12.00 per carton
Ethysorb Sachets					.32c each
MARKER PENS					
Fine Tip — Waterproof					.95c each

GROWERS NAME: _____

ADDRESS: _____

TELEPHONE: _____

SIGNATURE: _____

DELIVERY INSTRUCTIONS: _____

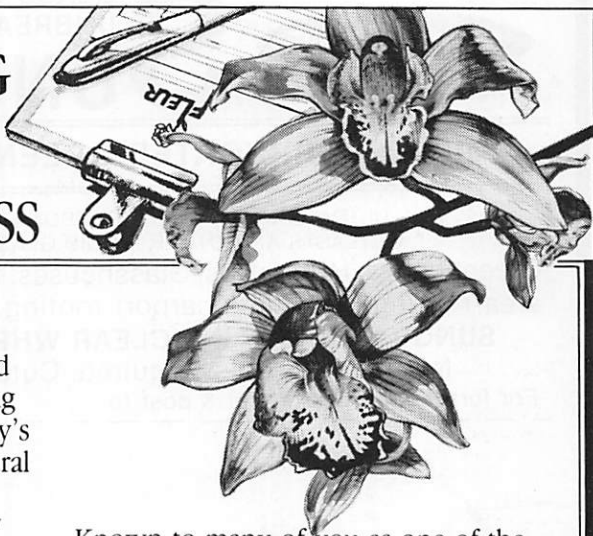
*Please include a crossed cheque if value of order is under \$50.00



FLEUR INTERNATIONAL CORPORATION LTD.
Hames House, 1 Turner St., P.O. Box 7204, Auckland.
Telephone: 399-463. Telex NZ 60439 FLEUR.

MT FLO19B

TAKING CARE OF BUSINESS



Traditionally, orchid growers have valued their independence, using it to develop this country's most beautiful horticultural crop.

But, the relatively large number of independent orchid growers poses major problems in dealing with large scale export markets. Which must be overcome for all to benefit from the current rapid expansion.

Fleur International is committed to assisting growers establish a cohesive organisation to capitalise on export potential.

That's why the company formed its own separate export division headed by Bruce Porteus.

Known to many of you as one of the most experienced and successful flower exporters in New Zealand.

Now Fleur International offers you the benefit of its expertise. Including market research, professional marketing and the assistance of international affiliates.

Yours when you supply orchids under contract to Fleur International.

Fill in the coupon and post it off for the best return you'll ever make.

Yes, I want to know more about the benefits of supplying orchids on contract to Fleur International.

Name: _____

Address: _____

Telephone: _____



FLEUR

FLEUR INTERNATIONAL CORPORATION LTD.
Hames House, 1 Turner St., P.O. Box 7204, Auckland.
Telephone: 399-463. Telex NZ 60439 FLEUR.

MTFLO19C

New!

PERMATHENE

S GLASS CLEAR! UNBREAKABLE! SUNGUARD

RIGID CORRUGATED GREENHOUSE SHEET


- * ULTRA LONG LIFE POLYCARBONATE SHEETING
- * OUTLASTS ANY OTHER RIDGID GLASS SUBSTITUTE.

Greenhouses, Hothouses, Glasshouses, Pool fencing, Display area roofing, patio and carport roofing.

SUNGUARD REMAINS CLEAR WHERE OTHERS FAIL.

No Special Tools Required. Cuts & Drills Easily.

For further information cut & post to:



Permathene
Plastics Ltd
P.O. Box 71-015.
Rosebank, Auckland.
Phone 885-179.

Please send to me

Technical information
Quote Samples

Name:

Address:

.....

Phone:



McBEANS
ORCHIDS
(AUSTRALIA) PTY. LTD.

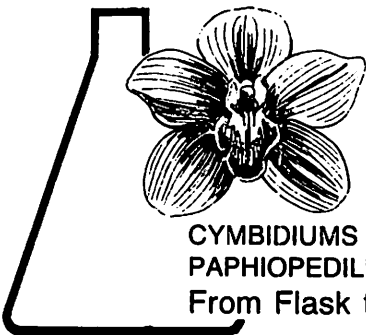
We have a quantity of Ratcliffe's Paphiopedilum Seedlings, ex McBean's Australia, which we can offer at \$7.50 each for 5cms to 10cms leaf span. Some larger at \$10.00 each. List on request.

Also flask list of McBean's new mericlones, including Early King, Western Hill 'Lilac Queen' Sovereign Hill 'Ballarat', etc., at new reduced prices.

ROWLAND & McCARLIE
Annandale Road, R.D. 1, Kumeu



- We specialise in Cymbidiums and Paphiopedilums to serve the needs of Commercial and Hobby growers.
- Over 14 years in growing and exporting Orchids.
- Send or call for our free 1984 Colour Catalogue. Visitors always welcome. Hours: Monday to Friday 9.00 a.m. — 5.00 p.m.




NORLAB®

CYMBIDIUMS &
PAPHIOPEDILUMS
From Flask to Flower

NORTHLAND ORCHID LABORATORY AND EXPORTERS
Craig and Jill Kearney
Simons Road
R.D. 9, Whangarei
NEW ZEALAND

Telephone: Whangarei 26-797
Cables — 'NOREX'



The Cattleya Sellers

Caryl & John Sellers

R.D. 2, WAIUKU,
SOUTH AUCKLAND,
NEW ZEALAND.
TELEPHONE (085) 32-753

NOT ONLY . . . Cattleyas (Large & Mini)
BUT ALSO . . . A wide range of Genera
From Flask to Flowering Size

QUALITY AT A REALISTIC PRICE: TRUST US

Why not pay us a visit 'down on the farm'? Bring a picnic and enjoy the peace of the countryside, or a visit to the local beaches. Sounds Tempting?
— Phone for further details

**. . . OFFERING YOU BEST QUALITY
PLANTS AND FLASKS AT A REALISTIC PRICE**

NORM PORTER ORCHIDS



- **CYMBIDIUMS**

Available from Nursery Now, Cymbidiums in Spike and Flower, Single and Multiple Spiked Plants ... \$12.50-\$30 each

Seedling Flasks — Wide selection including Mini and Standards to suit the hobbyist and commercial grower ... \$40 each

Mericlone Flasks — Comprehensive selection of cut flowers — decorative and show bench varieties ... \$60-\$75 each

Back Bulb Propagations — The most comprehensive exclusive list of famous name imported back bulbs ever offered in New Zealand ... \$2-\$30 each

Plants — Seedlings, Divisions and Mericlones in a wide range of colour and flowering times ... \$2-\$30 each

Seed Pods — Surplus to this years requirements ... \$75 each

Community Pots — 10 seedlings or 5 mericlones for \$15.

- **IN SEASON: CATTLEYA, PHALAENOPSIS AND PAPHIOPEDILUM PLANTS IN FLOWER** ... \$15-\$25 each

- **ODONTOGLOSSUM ALLIANCE** — Odontocidium, Wilsonara, Odontioda, Odontonia, Vuylstekeara Seedlings and Mericlones ... from \$3-\$30

ALSO — Zygopetalum, Cirrhopetalum, Miltonia plants.

Substantial discounts for the commercial grower or larger hobbyist.

“CYMBIDIUM ORCHID SPECIALIST”

Nursery — 23 Parata Street (opposite Woolworths), Waikanae

Phone 36-977

Hours: Tuesday — Saturday 9-5 p.m.

Cymbidiums To Flower 1985

**QUALITY AND COLOUR IN THESE PLANTS AND
DIVISIONS**

ALL PLANTS WITH FLOWERING SIZE GROWTH

SLEEPING DREAM 'CASTLE' 4N ORANGE RED. July flowering. Picture in V.O. Catalogue.	\$25.00
WARONA 'TOMMY' 2N PURPLE RED. Early August. Used for breeding in Australia.	\$17.50
ROTHESAY 'BLACK LABEL' RICH BROWN. Vigorous. August. Picture in our Catalogue.	\$25.00
CORAKI 'NORAH' RICH ORANGE YELLOW. August.	\$17.50
LOCH BURNIE 'GLEN MIST' LIGHT GREEN dark barred lip. August. Productive on small plants.	\$20.00
PHARAOH 'REYNELLA' GLISTENING PURE COLOUR WHITE. August.	\$25.00
PHARAOH 'PATHFINDER' PURE COLOUR WHITE. July.	\$20.00
LILLIAN STEWART 'IMPERIAL VELVET' S/CSA DARK RED. September.	\$20.00
MARISA 'SANTA BARBARA' YELLOWS on straight spikes. September.	\$17.50
CARIGA 'CANARY' 4N VERY ROUND BRIGHT YELLOW. August.	\$25.00

THREE PLANTS OR MORE FREIGHT FREE. ALL TEN LESS 15%.

BURKE'S ORCHIDS

White Horse Drive, Mokorua, Whakatane
Phone: 88-648

Colour Catalogue of Burke's and Valley Orchid available.
Also through our Agents.

Auckland
Roylyn Orchids
N.B. As Roylyn are moving
their establishment, no address
at present.


Wellington
Avalon Orchids
104 Main Highway South,
Paraparaumu.
Phone: 88-459

Wanganui
Mosston Orchids
Mosston,
Wanganui.
Phone: 46-711

Look at These

NEW RELEASES TO NEW ZEALAND CYMBIDIUM MERICLONES

Coral Illusion 'Toya' AM/AOS
Nathaniel 'Exbury' FCC/RHS
Claude Pepper 'Tangerine Glow' 4n
Else Sanderson 'Featherhill' AM/AOS
Running Bear 'Candy Striper'
Bagdemagus 'Paul Miller' AM/AOS, S/CSA
Via Mar Tranquilla 'Mt. Cook' B/CSA
Charley's Angel 'Raspberry Lime' B/CSA, HCC/AOS
Crackerjack 'Midnight Magic' AM/AOS, S/CSA
Doris Dawson 'Featherhill'



John Hannah Orchids Ltd.

Walters Road, R.D. 2, Papakura
Phone 298-4287

Hours Mon.-Sat. — 9 a.m.-5 p.m.

New Zealand Agent for—

FEATHERHILL EXOTIC PLANTS
California

GEYSERLAND ORCHIDS
Rotorua