



Rose Ecstasy

a feeling of overpowering joy, passion, great delight

Publication of the Santa Clarita Valley Rose Society

Vol 32 ♦ Number 4 ♦ APRIL 2023 ♦ Kitty Belendez, Editor ♦ American Rose Society Affiliate



A Rose for the Easter Season = Mary Magdalene =

By Suzanne Horn, Email: LadyRed@aol.com

Master Rosarian, Rose Show Judge, Award-Winning Rose Exhibitor & Author



PHOTO BY KITTY BELENDEZ

★★★★★★★★★★★★★★★★★★★★

APRIL HIGHLIGHTS

Mary Magdalene	Cover
Monthly Rose Care	2
President's Message	3
April Meeting Speaker	4
Silent Rose Auction	5
Elissa Siefert Farewell	8
Florist Rose Trade	10
Bouquets on a Bush: Polyanthas	13
Consulting Rosarian Q&A	15
Hot Lips & Spanish Eyes	16
Pruned Roses Starting to Grow	17
Rose Show Sponsors	18
Rose Care Calendar – Easy	22
Exhibitor's Rose Care Calendar	23
Last Page "Freak Show"	24

★★★★★★★★★★★★★★★★★★★★

'Mary Magdalene' Shrub Exhibited by Suzanne Horn at the 2009 San Fernando Rose Show

This article is an American Rose Society Award of Merit Winner, first published in the May 2019 issue of *Pacific Rose*, newsletter of the Pacific Rose Society, Chris Greenwood, Editor.

One of the first roses to resurrect from its winter slumber in the spring is the incomparably beautiful 'Mary Magdalene'. Bred by the late, legendary British hybridizer, David C.H. Austin, and introduced into commerce in England in 1998, 'Mary Magdalene' (AUSjolly) is the essence of charm and sweetness in the garden. Its beauty takes my breath away, and her exquisite blooms stop me in

my tracks in the garden. When I see 'Mary Magdalene' begin to blossom, I know that Easter is near; and my roses are beginning to awaken into a magnificent spring bloom. For me, her name is part of the story of the resurrected Lord, being one of His most faithful followers; and the spring bloom of 'Mary Magdalene' helps to bring the Easter Season alive for me in my Southern California rose garden.

In the modern-day cinema, there has been a renewed interest in the character of 'Mary Magdalene' with a brand

Continued on Page 2

MARY MAGDALENE from Page 1

new, highly regarded, well-reviewed film entitled 'Mary Magdalene – The Movie' starring Rooney Mara as Mary and Joaquin Phoenix as Jesus. It focuses on Mary as a devoted disciple and comes just in time to celebrate the Easter Season. RogerEbert.com notes the following in its review: "For centuries, the Greatest Story Ever Told had it wrong. Mary Magdalene, one of the most recognizable women in the Gospels, was not a prostitute, but an Apostle just like Peter, Matthew, or Judas. It was Pope Gregory back in 591 who started this misrepresentation, which wasn't fully addressed by the Vatican until 2016, when they restored Mary back to her place as one of the most important people in Jesus' circle. That is an extraordinary correction—whether one considers the narrative to be history or just a story—and it is propagated here by an extraordinary film." It seems that 'Mary Magdalene' is on the minds of many this Easter Season.

With regard to the naming of 'Mary Magdalene' the rose, I was surprised to learn that the name 'Mary Magdalene' was actually selected by the late David C.H. Austin for an entirely different reason than to honor the beloved Biblical figure. I recently chatted with Michael Marriott, the Technical Manager for David Austin Roses and someone who has been intimately involved in the creation of these world-renowned roses. He advised me that 'Mary Magdalene' was named for the local church in Albrighton where the David Austin Roses nursery is situated and where David Austin lived, the Church of St. Mary Magdalene. Pat Austin, the late wife of David Austin, was buried there in 2008. David C.H. Austin himself was laid to rest there in 2018.

Michael Marriott remembers well the first time he ever laid eyes on the rose that would come to be named 'Mary Magdalene'. He recalls, "I remember when it was a seedling in the greenhouse which would probably have been in 1988, nine years before its introduction. It stood out from the rest with such a perfectly formed bloom with the petals in a rosette formation and button eye in the middle. The

Continued on Page 6



PHOTO BY SUZANNE HORN

'Mary Magdalene' Growing in a Pot in Suzanne Horn's Garden

MONTHLY ROSE CARE

Looking Forward to Spring Blooms

By Kitty Belendez, Master Rosarian

I look forward to seeing the roses begin to bloom around the 3rd week in April, which is our peak blooming period in Santa Clarita, California. This will depend on the weather and when you actually pruned your roses.

As the days get warmer and more foliage is produced, people that cannot tolerate fungus (like mildew, rust, blackspot) might want to spray a preventative fungicide to control diseases. It depends on your microclimate.

This is also the time when insects, especially aphids, show up in the garden. You could water them off with a hose, or use a product with *imidacloprid* to kill them quick. Chilli thrips control is now recommended.

Now is the time to start feeding roses on a regular basis. I apply liquids to my roses weekly during the spring. My preferred regimen is 1/2 strength fish fertilizer, mixed with 1/2 strength Grow-More Rose Food. I also add chelated iron, SuperThrive, epsom salts, and liquid kelp.

If you only have a few rose bushes, you might prefer applying a dry granular type of fertilizer. This type only needs to be applied once a month, but read the product label for specific instructions. Dry types of fertilizer need to be watered into the soil around each bush after application.

It's now also time to get the weeds under control before they take over your garden. Rake up the tiny weed seedlings with a hula hoe or pick by hand before they grow big, which will be much harder to control. Spring is when I apply Preen granular weed pre-emergent in my rose garden.



President's Message

Doris Davies, President

dtdavies@mac.com

We finally got to hold our monthly meeting at our new location—Santa Clarita United Methodist Church in Santa Clarita. It is spacious, sunny and easy to find. Our featured speaker, Dorothy Birsic, shared fantastic tips on how to approach photographing roses—whether on the bush or in a vase. Dorothy's second topic was rose arrangements and how she created them to fit with a theme. David Bang and his friend Sonya Michelle attended our March meeting and joined our club! How amazing was that! It is so good to have a home again. Our April meeting is scheduled for April 2 to avoid Easter that is the following week. Laurie Stone, VP Programs is coming up with a great lineup!!

Go out and enjoy your gardens. Our roses had a refreshing break and are showing us why we love them so. Everything is coming back to life and some plants are even blooming. We have been getting a wonderful dose of rain. Our first blooms will be spectacular. Regularly feed your roses and keep on top of diseases and attacking insects. I just started compiling recipes and tips for getting the most out of my roses, since it's hard to keep track of all the dosages. I have straightened out my shed so that I can find supplies I need quickly. Last year was the first time I faithfully fed my roses and kept track of what I did during the year. I am hoping to keep that up for 2023, maybe improving on the way.

See you all at our next meeting on April 2 at 2:30 pm at the Santa Clarita United Methodist Church.

Calendar

SCVRS MEETING

Sunday

April 2, 2023

2:30 PM (Pacific Time)

NEW MEETING PLACE

Santa Clarita United

Methodist Church

(In Founder's Hall)

26640 Bouquet Canyon Rd.

Saugus, CA 91350

SPEAKER

Michael Cueva

"Partnering with Worms"

See page 4 for More Info

ROSE GARDEN TOUR

May 7 / Location TBA



PHOTO BY KITTY BELENDEZ

Dave Bang 'Swirly Pop' Mini Rose



PHOTO BY DORIS DAVIES

Apple Tree Blossoms




PHOTO BY DORIS DAVIES

Hyacinth in Bloom

*Welcome
New Members*

Dave Bang
San Jose, CA

Sonya Michelle
Coalinga, CA



Michael Cueva

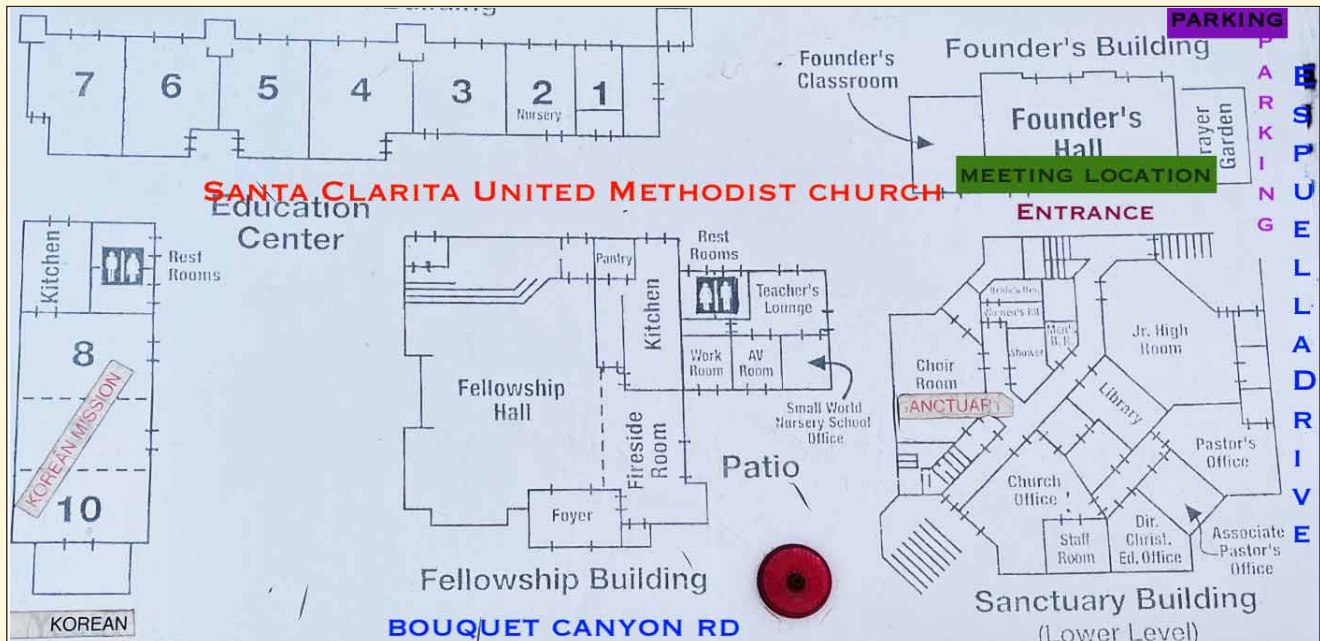
Santa Clarita Valley Rose Society Meeting
Sunday, April 2, 2023
2:30 PM / In-Person

Featured Speaker:
Michael Cueva

*“Early Bird Be-Friends the Worm:
Partnering with Worms”*

We will talk about how we can take advantage of organic gardening practices to boost your soil and garden’s life. Learn how to partner with worms to improve suitable living conditions for your roses, plants, and garden beds.

Michael is a Southern California Native and resident within North Hills, California. Taking interest in leaders like Vandana Shiva, Jay Schindler (Fungi for the People), Leila Darwish (Earth Repair), he is researching and learning how to partner with plants, insects, animals, and fungi to remediate landscapes from extreme conditions (droughts, flooding, soil erosion, contaminated soils/water) that put our food/medical system at risk.



MEETING LOCATED AT:

Santa Clarita United Methodist Church
26640 Bouquet Canyon Road, Santa Clarita, CA 91350

Enter the church campus from Espuella Dr.

Turn left into the church parking lot and the Founder’s Hall is straight ahead.

SILENT ROSE AUCTION AT APRIL 2, 2023 MEETING

Beginning bid \$10.00 each rose. (Unless otherwise noted.)

You can bid as many times as you want, in at least \$1.00 increments.

See Rafflemaster Kitty to write your name on the bid list.



PHOTO BY KITTY BELENDEZ

Love Song Floribunda Rose
Lavender Blooms, grows 3-ft
Own-root, 4" pot, Beginning Bid \$10



PHOTO BY KITTY BELENDEZ

Abby's Angel, Miniflora Rose
Yellow & Red Blooms, grows 2-ft
Own-root, 4" pot, Beginning Bid \$10



PHOTO BY KITTY BELENDEZ

Treasure Trail, Antique Moss Rose
Orange & Yellow Blooms, grows 3-ft
Own-root, 4" pot, Beginning Bid \$10

SILENT ROSE AUCTION: For example: If you bid \$15 and somebody else next bids \$16, you can bid an additional dollar OR MORE every time you bid on each rose. You can place your bids when you arrive, or the last chance to bid is at the refreshment break.

SPECIAL NOTE: The special roses pictured above are in 4-inch pots. They are very well rooted and have been growing for three years. They are ready to move to a much larger pot or plant in the ground.

DOOR PRIZE: Please sign the numbered Attendance Register for a chance to win a FREE door prize.

REFRESHMENT TABLE: Everybody that brings a refreshment to share gets a ticket for a chance to win a prize drawing. We appreciate those of you that bring cookies, or any kind of individually wrapped snacks to share with our members. Please place your snack donations on our refreshment table.

GETTING TO KNOW ANTIQUE ROSES aka OLD GARDEN ROSES



PHOTO BY KITTY BELENDEZ

Francis Dubreuil, 1894 Tea



PHOTO BY KITTY BELENDEZ

Paul Neyron, 1869 Hybrid Perpetual



PHOTO BY KITTY BELENDEZ

Anna de Diesbach, 1858 Hybrid Perpetual

MARY MAGDALENE from Page 2

colour too was so lovely – a soft blend of yellow and apricot sometimes with some pink and a really strong, really delicious myrrh fragrance.”

Michael continues, “Once it got out into the field you could see the bushy, slightly spreading habit about 3 feet x 3 feet, although unfortunately also the fact that it wasn’t a terribly healthy rose. If it was in the trials today it wouldn’t have got very far, but we weren’t quite so fussy about health issues then and so it was introduced in 1998.”

I find this to be particularly interesting because microclimates vary so greatly that this rose, which has a lot of problems with disease in the United Kingdom, is completely disease free where I live in Southern California. I have informed Michael that it is the cleanest plant in my garden, and he marvels at the information.

During his lifetime, David C.H. Austin was always seeking seedlings that produced charm and character. ‘Mary Magdalene’ definitely fills the bill in this regard, being a very charming rose, having a particularly rich and beautiful tea rose scent with a hint of myrrh. Its color is identified by the ARS as a light pink (lp), although the hues vary from nearly white to a shell pink to a soft apricot-pink, depending on the weather. It also periodically presents an enchanting aurora borealis sheen over the blooms, usually in early morning, which is reverential, almost magical. It is all part of what makes this rose so captivating.

Like all David Austin Roses, ‘Mary Magdalene’ is classified as a modern shrub by the American Rose Society. As is often the case with David Austin Roses in recent years, no parentage information has been given out on this rose other than it is a cross of Seedling x Seedling. However, ‘Mary Magdalene’ is classified in the group of Mr. Austin’s “Old Rose Hybrids”. The roses in this group spring from the original English Roses. They have much of the character of the true old garden roses from which they were bred – the gallicas, damasks, etc.

As any lover of English roses knows, the introductions bred by David Austin combine the romantic form and intense fragrance of antique roses with the additional benefit of remontance, the characteristic of modern roses which causes them to rebloom throughout the growing season. Furthermore, the advent of the David Austin Roses or English Roses on the American scene has vastly increased the popularity of all roses and particularly of old garden roses. People who were not ‘rose’ people have been captivated by the variety of shapes, colors, and most importantly, scents of these modern hybrids.

The late David Austin called ‘Mary Magdalene’ “a most charming variety, of that truly Old Rose character which is so difficult for the breeder to catch.” The most compelling feature of ‘Mary Magdalene’ is its superb old-fashioned bloom form, encompassing between 41 and 50 petals and



VIA THE INTERNET

Church of St. Mary Magdalene

having an average diameter of 3 to 3.5 inches wide. When young, the outer petals form a perfect ring of delicate silky petals around an inner cup; gradually opening out to form a perfect rosette. The petals are small at the center and are often punctuated with an exquisite “button eye”, which is characteristic of many of the old garden roses from whence the Old Rose Hybrids were bred. The beautiful flowers are

upright facing and are presented in small clusters as well as one bloom per stem. They are clothed in medium green, matte foliage.

By way of growth habit, ‘Mary Magdalene’ is a small to medium-sized bushy shrub, reaching up to three feet tall by three feet wide. Although this rose flowers prolifically, it is not a very vigorous grower. As such, you may want to grow a number of plants in groups of three in the manner suggested by David Austin, approximately three feet on center for best results. A little extra food and water are also appreciated by this superb little rose.

An excellent garden rose, ‘Mary Magdalene’ mingles well with other plants. *See the photo of multiple bushes of the plant with perennials on the next page.* It will remain bushy and compact even in the warmest areas, and it is an outstanding choice for the front of a border or for planting in formal rose

beds. It also makes a superb plant for container gardening, assuming the pot is a relatively large one. Large, decorative planters or half barrels work well and brighten up the yard. My plants absolutely thrive very successfully in 20-gallon containers.

This splendid garden rose has also been successful at the rose shows, although it is not as widely grown as many other varieties, perhaps because the plants lack vigor. A

Continued on Page 7



VIA THE INTERNET

Mary Magdalene Portrait by Lily Moses

MARY MAGDALENE from Page 6

great show bloom of this rose is certainly worth waiting for, as is evidenced by the photo in this article taken by Kitty Belendez, which I entered in the Judges Class at the San Fernando Rose Society Show a few years ago. It also makes a magnificent entry for the Rose in a Picture Frame or Rose in a Bowl category. See the bowl of multiple blooms I recently put together from disbudding some terminal buds in my garden. Any entry that showcases one or more of these exquisite blooms will be stunning.

Sadly, David Austin Roses just stopped selling this wonderful variety this year due to the disease problems it experienced in England. However, discontinued varieties like this can often be obtained from other online nurseries or found at rose society auctions. I have five plants of it right now but I'm always on the lookout for one more. If you can find it, I would highly recommend that you jump at the chance to acquire 'Mary Magdalene'. It would be a perfect addition to any rosarian's romantic rose collection, adding color, grace, fragrance and charm to your garden year-round.

If you cannot find it, not to worry! There are many other wonderful David Austin Roses that are currently in commerce with the same or similar characteristics to 'Mary Magdalene'. For instance, if you are looking for that classic "button eye" that comes from the legacy of the Old Garden Roses, look no further than Eglantyne, Darcey Bussell, Port Sunlight, The Lady Gardener, Tranquillity, Imogen, Charles Darwin, Evelyn, Wisley 2008, Charlotte and The Albrighton Rambler. If you are searching for roses that present the intoxicating myrrh fragrance, you can find it in Scepter'd Isle, Gentle Hermione, Carding Mill, Wollerton Old Hall, Fair Bianca, The Ancient Mariner, Strawberry Hill (myrrh & honey blend), Clair Austin (myrrh blend) and Boscobel.

The legacy of David C.H. Austin goes on through all that he has created, even as he lies in his eternal rest at the Church of St. Mary Magdalene for which he named such a beautiful rose. 'Mary Magdalene' will watch over him forever as his memory lives on in gardens all over the world.

COURTESY DAVID AUSTIN ROSES



'Mary Magdalene' Shrub Rose Grown with Hardy Companion Plants

COURTESY DAVID AUSTIN ROSES



'Mary Magdalene' Shrub Rose

FAREWELL DEAR FRIEND
Elissa Laura Siefert
 1946 – 2022

CAROLYN MONDAY:

Clint and I knew Elissa and Norm through our work at the Antelope Valley Rehab Centers. The four of us managed Registration for the yearly Alcoholic Olympic Games at College of the Canyons. Elissa was the charge RN at the Warm Springs branch of the AVRCs. When Clint retired he went from an active outgoing athletic person into a reclusive man who hardly left the house. I sent in our SCVRS membership long before I managed to weedle him into going to a meeting. The first meeting we attended was at the store front church that met in the



PHOTO BY CORINNE AUDREY KEMP

Elissa Laura Siefert, 7/27/2019

TERESA MATHERS:

Elissa was a wonderful mentor and a dear rose society friend. I learned so much from her about roses, and she always welcomed me with a smile and a hug. I miss Elissa very much at our meetings and I send my deepest condolences to her family.

Teresa Mathers
 SCVRS Past-President 2017-2018

CHARLES & SUSAN MANESS:

Elissa and her late husband Norm were kind hearted people who loved their roses and the friendships they made with members of the Rose Society. Elissa was a very efficient and



PHOTO BY KITTY BELENDEZ

Elissa Siefert 12/9/2007
 Awarded SCVRS Bronze Honor Medal



PHOTO BY KITTY BELENDEZ

Norm & Elissa Siefert 12/8/2002
 SCVRS Holiday Party



PHOTO BY CORINNE AUDREY KEMP

Elissa Siefert 5/8/2019

shopping center that had been a school. It was called the Science of Mind Church. Clint almost refused to go inside. When we entered, the first people we saw were Elissa and Norm. WOW that was all it took. Clint became a devoted rose guy from then until the day he died and I am grateful for the differences those two kind people brought to our lives.

With much love, Carolyn Monday
 SCVRS Past-President 2012-2013



PHOTO BY KITTY BELENDEZ

Elissa Siefert & Granddaughter
 Sadie Cronkite, 2005 SCVRS Luau

tireless worker in the many different positions she held in the society. Knowing her was a pleasure and a privilege.

SCVRS Founding/Life Members

STEVE JONES:

I was sad to hear of Elissa's passing. What I remember most about her is she always stepped forward for the society, whether volunteering, running for office, etc. She quietly got things done and was at all events. She was the yin to Norm's yang.

Steve Jones, SCVRS Co-Founder
 Past-President 1992-1994

Continued on Page 9

ELISSA SIEFERT from Page 8

KITTY BELENDEZ:

On March 1, 2023 I was informed that Elissa Siefert passed away 4 months previously, but we did not yet know the exact date or cause. Teresa Mathers, SCVRS Past-President, accidentally found out from a post that Elissa's granddaughter Sadie posted on Facebook. So then Teresa saw the announcement in her own Facebook feed. Nobody in Elissa's family had informed me or Teresa about Elissa's passing.

Then I tracked down the following information online at Legacy: "Elissa Laura Siefert, 76, died November 25, 2022, in Newhall, CA. Ms. Siefert was born March 1, 1946, in Glendale, CA. She graduated from John Burroughs High School in 1963. Ms. Siefert studied nursing at L.A. Pierce college, graduating with her RN in 1976. She worked as a nurse at Acton Rehab until her retirement. Ms. Siefert is survived by her sons Scott, Sean, and Todd Siefert, her sisters Corinne Kemp and Drina Haviland, her brother Drew Engman, and her granddaughter Sadie Cronkite. Elissa was preceded in death by her husband Norman Bruce Siefert on July 3, 2003."

Elissa joined the Santa Clarita Valley Rose Society with her husband Norm on January 16, 1993. She served as SCVRS President 2005-2006, VP Programs 2004, 2010-11, VP Membership 2012-13, and VP Ways & Means 2008, and on our Board for many years. She became an American Rose Society Consulting Rosarian in 2007 and served in that capacity for a long time. Elissa often participated in our Annual Rose Show, as well as public events such as Green Thumb Nursery day. Elissa was eventually awarded the SCVRS Bronze Honor Medal in 2007, and Life Membership in 2015 for her long-time service. Farewell Dear Friend.

Kitty Belendez, SCVRS Co-Founder & Past-President
1995-96, 2001-02, 2007-08, 2015-16, 2019-20, 2021-22



PHOTO BY KITTY BELENDEZ

Elissa Siefert with Sons Scott and Todd 12/14/2008



PHOTO BY SUSIE JONES

Elissa Siefert, Kitty & Bob Belendez, 2010 SCVRS



Elissa Siefert was Awarded Life Membership in 2015



PHOTOGRAPHER UNKNOWN

Farewell to Our Dear Friend Elissa Siefert

The Most Popular Flower Sold at Florists

The Florist Rose Trade

Steve Jones, Master Rosarian, scvrose@aol.com



PHOTO BY KITTY BELENDEZ

'Black Magic'



PHOTO BY KITTY BELENDEZ

'Hot Princess'

History

Roses are the most popular flower sold at florists and flower markets. It has become the symbol of love, affection, and friendship. If your spouse is mad at you, or you want to impress your new sweetie, what do you usually do? Send a dozen roses, of course. Roses have become so popular that the colors represented some sign of emotion. But roses were not always the top florist flower.

Before the 1850s, roses were not as popular as they are today. There were several reasons, but mostly they didn't bloom very well and didn't take to forcing in greenhouses. Roses were spring and summer flowers only. During this time, hybrid perpetuals were just being introduced and a few tea roses as well.

Hermosa (China, light pink, <1837) was the first rose to make a big splash in the florist market. It was the first rose that could be forced to bloom during the winter. At that time roses were largely sold as buds for use in corsages and small bouquets. Stems 2-6 inches long were the norm, even



PHOTO BY KITTY BELENDEZ

'Aloha'

though they could get an occasional 10-12 inch stem. However, long stems were not the rage and few cared. Foliage and stems didn't matter since most of the roses ended up in corsages.

After Hermosa, the tea rose Safrano (apricot, 1839) became the most popular rose. Next was the tea, Bon Silene, aka the Boston Tea Rose. The reddish color made this rose quite popular. Other tea roses and hybrid perpetuals came onto the market: Isabella Sprunt, Niphetos, Catherine Mermet, Anna de Diesbach, Magna Carta, Marechal

Neil, and Ma Capucine to name a few. In the late 1800s, Anna de Diesbach was the rage, to be replaced by the long stems of American Beauty, which was replaced by Mme Falcot. Even Noisettes were sold as florist roses, but mostly to people who used them to breed.

American Beauty (1885) made one of the biggest splashes in the florist industry, but it almost didn't. The

Continued on Page 11

FLORIST ROSES *from Page 10*

rose was imported from France by the rose historian George Bancroft. The rose produced deep red, long-stemmed roses. It was a very fussy and temperamental rose and was almost discarded until the growers found what conditions made it grow and produce well. The stems were legendary and in one of the earliest ARS shows, there was a class calling for the longest-stemmed American Beauty. The winner had a stem 9 feet long!

However, American Beauty was not the most popular red rose at the time nor was it the rage for as long as Meteor (deep pink, 1887). Meteor was from Rudolf Geschwind and classified as a noisette. It was almost another rose that was destined for the trash heap when by accident a nursery left a few plants next to the boiler and sitting in water. They found it flourished in heat and needed a lot of water.

It was during this time around 1900, that roses became one of the most popular florist flowers, replacing carnations, and helped the fledgling American Rose Society become a serious organization. Roses claimed the title of the Queen of Florist Roses, and it still continues today. The first 14 Presidents of the ARS were either florists, rose growers, or nurserymen. ARS was originally formed as a professional organization, but amateur gardeners were never discouraged from joining. It wasn't until 1916 that they made a serious attempt to appeal to the casual gardener and form the basis of the organization as it is today.

The time came for hybrid teas to replace the older rose classes. With hybrid teas came more colors, longer blooming periods and amount of bloom. Liberty, Killarney, and Richmond were some of the popular red hybrid tea roses. Killarney and their sports dominated the market. A former President of the ARS, Wallace Pierson, wrote that Killarney and its sports make a family all their own and have done more for American varieties than any other rose. This was true as White Killarney and Double White Killarney were the best whites for many years in the 1910s on.

Ophelia (light pink) and her sports were quite popular and Radiance (light pink) and her sports dominated the market for awhile. One of the best winter blooming hybrid teas was Hoosier Beauty. Other top roses were Hadley, Talisman, Wellesley, Mrs. Francis Scott Key, and Mrs. Charles Russell.

Yellow was a difficult color to get into roses, and the noisette Marechal Neil held the top yellow place for many

years after it was introduced in 1864. Other early yellow roses were Mrs. Aaron Ward, Lady Hillingdon, and Souvenir de Claudius Pernet. A favorite yellow in 1916 was Sunburst, but it wasn't the best yellow.

Some roses were better known at certain times of the year. Some were spring roses, others fall or winter. Richmond was the best red rose at Christmas.

In the early years, American Beauty, Bride and Bridesmaid were the only roses commonly seen at florist shops. However in time, people tired of them and looked for other roses. It wasn't to say they were bad roses, they just fell victim to the changing tastes of the public. Starting in the 1920s, hybrid teas pretty well dominated the florist rose market which continues to this day.

During the 1930s, some of the most popular florist roses were the yellow Captain Glisson, red Peerless, yellow blend Yellow Dot, and the pink Sweet Adeline. Captain Glisson proved to be a valuable breeding rose as it was used to produce several florist varieties. In the 1940s, there were several florist roses that hit the market including the yellows Barbara Mason, Yellow Beauty, and Nuggets; the reds Coral Sea, Glamour Girl, Hill Crest, Lucile Supreme, Red

Delicious, Spitfire and its sport Spitfire Improved; and the pinks Jean MacArthur (named for the wife of General MacArthur), Mrs. Jeannette G. Leeds, Peter's Briarcliff, and Rosy Glow. During the 1950s, some floribundas made their way into the florist market including White Garnette, Feurio, and Fire Opal. Hybrid teas from the 1950s include the yellow Alice Manley, red Christmas Cheer, white Halo, and pink Pink Glow.

Florist Rose Imports

Until recently, the Netherlands was the largest source of imported roses in America. In 1992, we visited the flower market at Aalsmeer, Netherlands. It was interesting to see the bidding and the mass of flowers being moved around. My understanding is they start with a high bid and work their way down. The building is massive. From one end of the building you cannot see the other end, it is that long. The guide told us that most of the flowers once they are bought go immediately to the airport and are flown around the world. So, many of the roses we purchase may have been in the Netherlands only a few days before.

Since then, there has been a big push from South America, especially Ecuador, to supply cheaper roses. The roses are grown outdoors and they have all the qualities of the greenhouse grown varieties.

Today, Columbia has pretty well replaced Ecuador and



PHOTO BY KITTY BELENDEZ

'Black Magic', 'Hot Princess', 'Gemini', 'St Patrick', 'Hollywood Star', 'Miss Kitty', 'Let Freedom Ring'

Continued on Page 12

FLORIST ROSES *from Page 11*

the Netherlands as the largest source of cut roses for the American market. Of the close to one billion stems imported into the United States, Columbia accounts for 63% of the total, Ecuador 31% and the rest of the world 6%. Columbia has transformed many of the old cocaine fields into the cut flower trade, and they export almost as many cut flowers as they do coffee. At last count, 15,000 acres are devoted to the cut flower trade. Only the Netherlands ships more cut flowers than Columbia.

Exhibiting Florist Roses

Florist roses are very popular with the exhibitors. They typically have good exhibition form with lots of petal substance to hold up for judging. However, most florist roses do not grow well outdoors. They were developed for greenhouse growing only and were never tested outside. Over the years, only a few florist roses succeeded in growing well outside the greenhouse. Sonia was the first of these. This long-time standard for peach roses did very well outside. Next was the deep red **Kardinal**. Perfect form, but the blooms shrink in the heat. It is still grown and wins today. One of the best specimens I have ever seen was at the 1994 national convention in San Diego. It won Queen that day. **Crystalline** did well outside and has become one of the top exhibition roses in the nation. In our heat, the rose wants to spray and produces a lot of thin wispy growth. It does much better in the cooler climates. **Raphaella** is another long-time orange florist rose that has been grown outdoors with some success. It is a terrible mildewer so you have to spray it a lot. The petals have so much substance, the exhibitors have to force the petals open while it is still on the bush. It is not for the casual gardener. A good one for our heat is **Black Magic**. Good form on a clean plant with long stems. Blooms can be a tad small for the show, but it is winning. Others that seem to do well outside are **Hot Princess**, *Exotica* and *Fantasy*.

Other florist roses have been tried outdoors, but few have succeeded outdoors and on the show table for very long. Roses like *Leonidas*, *Osiana*, *Opulence*, *Perfumella*, *Blue Bell*, *Anna*, *Barock*, *Belle Rouge*, *Claudia*, *Sorbet*, *Orlando*, *Red Velvet*, *Corina*, *Duchess*, *Hollywood*, and *Vendela* have pretty well come and gone.

Hybridizing Florist Roses

For the hybridizers, creating a good florist rose is a gold mine and most will test roses specifically for the greenhouse. Compared to the general rose market, the odds of hitting a good florist rose is about ten times higher than a good garden rose. When we toured Jackson & Perkins testing facility a few years back, we were told that only one maybe two will ever make it to the next cut for the florist market. Tantau of Germany has been a big producer of florist roses in recent years.

From the 1900s though the 1940s, most of the florist roses were developed by E.G. Hill. Starting in the 1950s, Jackson & Perkins created many of the florist varieties, especially roses hybridized by Eugene Boerner, in the earlier years. Most of the American florist roses today are from Jackson & Perkins and Weeks Roses.

Meanings of Rose Colors

Over time, certain rose colors had a special meaning. Here is a list of some of the more common colors and their meanings.

- ◆ Red roses mean love, passion and respect.
- ◆ Pink roses mean happiness, appreciation, admiration, friendship and sympathy.
- ◆ Light pink roses mean grace, joy, gentility and admiration.
- ◆ Dark pink roses mean thankfulness.
- ◆ Lavender roses symbolize enchantment, and love at first sight.
- ◆ White roses mean spiritual love, virginity and purity. They can also mean secrecy, reverence, humility, worthiness, innocence or charm.
- ◆ Yellow roses mean friendship, joy, gladness or freedom.
- ◆ Coral roses mean desire.
- ◆ Peach roses mean modesty.
- ◆ Orange roses mean a feeling of enthusiasm, desire and fascination.
- ◆ White and red roses mixed together mean unity.
- ◆ Red and yellow roses together mean congratulations.
- ◆ Red and white roses mean unity.
- ◆ Yellow and orange roses mean passionate thoughts.
- ◆ Pink and white roses mean enduring love.
- ◆ Black roses mean farewell or death.
- ◆ Burgundy (and dark red) roses mean unconscious beauty or bashful.

Also, roses have other meanings:

- ◆ A rose in general means love.
- ◆ A single rose means "I still love you."
- ◆ Two roses together mean a commitment or forthcoming marriage.
- ◆ Light colored roses mean friendship.
- ◆ A Rosa carolina rose means love is dangerous.
- ◆ A damask rose means brilliant complexion, bashful love.
- ◆ A moss rosebud means confession of love.
- ◆ A thornless rose means early attachment.
- ◆ A wild rose means simplicity.
- ◆ A rosebud (except red or yellow) means young girl.
- ◆ A Rosa canina means pleasure and pain.
- ◆ A musk rose means capricious beauty.
- ◆ A withered white rose means death or loss of innocence.
- ◆ 12 roses mean gratitude.
- ◆ 25 roses mean congratulations.
- ◆ 50 roses mean unconditional love.

The rose has been big in America for over a century and will continue to be the top flower for many years to come.

This article is an American Rose Society Award of Merit Winner, originally published in the July 2004 issue of the Santa Clarita Valley Rose Society, Rose Ecstasy Newsletter.

Bouquet on a Bush: Polyanthas

By Darrell g.h. Schramm
Email: schrammd@sonic.net

One of its original parents is *Rosa multiflora*, a rose with trusses of very small, white (but sometimes pink), scented flowers on wiry branches of seven to nine leaflets, a telltale trait being its lacinate stipules. The single form of *R. multiflora* was introduced to Europe in 1784 by botanist Thunberg, the double form to England in 1804 by Thomas Evans, the single again (*alba simplex*) to France in 1824 by Flon, and another by Robert Fortune in 1865, which seems to have been the same as that of Thunberg.

The other parent was thought to be a *R. chinensis*, but emerging studies suggest its rebloom quality may be the result of a mutation, not a parent. I am referring to the Polyantha class of roses.

Polyanthas serve small gardens and small spaces well because they are generally low, compact, and lush with flowers, virtual bouquets on a bush. And they require little labor: deadheading is more important than early spring pruning. Later, in the 1930s, by crossing them with Hybrid Teas, they created the class of Floribundas.

The first Polyantha was bred by Jean-Baptiste André Guillot *fils* in 1872, sent out in 1875, which he named '**Paquerette**'. This ground-hugging plant of white daisy-like roses (*Paquerette* means daisy) remains in commerce. '*Paquerette*' was followed by '**Mignonette**'. In 1876, the French gardener Carriere christened Guillot's new form of roses Polyanthas.

'*Mignonette*', of a soft rose color fading quickly to white, was bred between 1875 and 1880, then offered to commerce in 1881. The tiny double flowers cluster on a compact bush less than two feet high. Translated, its name means "little cutey" or "little



PHOTO BY DARRELL G.H. SCHRAMM

'Marie Pavie'

sweetey." It, too, is still available.

Bred and introduced between '*Pacquerette*' and '*Mignonette*' was the world's second Polyantha, '**Anne Marie de Montravel**'. A very double, ivory white rose, it blooms in profuse clusters, both large and small, offering a Lily-of-the-Valley scent. Very few prickles adorn the stems of this somewhat sprawling but dense plant. It was bred by Philippe Rambaux in 1876 and introduced by his widow in 1879. Unlike several other Polyanthas, it has never produced a sport.

Who Anne Marie de Montravel was is guesswork. If we look at only a few of her contemporaries, she may have been related to a Captain de Montravel of a warship in the Crimean War; she may have been related to the French admiral, explorer, and colonial administrator of French Guiana Louis-Marie François de Montravel who died in 1864; she may have been related to the viscount Antoine Jean Louis de Montravel, a writer, archeologist and botanist who died in 1910. Certainly she had familial connections to the de Montravel wine makers of southwestern France.

'**Mlle Cecile Brunner**' in 1881 was

the fourth Polyantha to be produced, this one containing a Tea rose in its parentage. Having come out as a rather thornless bush form of three to four feet, it has provided at least three sports to the rose industry. Its tall young canes display a dark green-purple color while the small, scolded flowers wear the palest of pink. It can become a tall bush if not pruned. For more than 130 years, it has remained the second most popular of Polyanthas, especially in its climbing form. The name honors the sister of Ulrich

Brunner *fils* , for whom an extant, cerise Hybrid Perpetual was named.

Among the many other Polyanthas—'*Baby Alberic*', '**Chatillon Rose**', '*China Doll*', '*Echo*', '**Ellen Poulsen**', '*Lady Ann Kidwell*', '**Leonie Lemesch**', '*Marie Brissonet*', '*Papa Hemeray*', '*Topaz*', etc.—five more will round out this teaser of an article.

In 1883 F. Dubreuil introduced P. Rambaux's seedling of 1875, a fragrant, yellow rose, much like '*Cecile Brunner*' but more vigorous and leafy, reaching measurements of eight by eight feet in warm climates, good for draping over an unsightly shed. The flowers, yellow tinged with pink, its central petals quite narrow, grow more numerous and larger than those of the previous four Polyanthas and emit a light fragrance. The leaves are glossy and small. Dubreuil called the rose '**Perle d'Or**'—pearl of gold. Both '*Cecile Brunner*' and '*Perle d'Or*' have been designated Earth Kind roses, roses able to endure—with little loss of vigor—fierce southwestern climates in the U.S. and showing "superior pest tolerance" and "outstanding landscape performance."

'**Marie Pavie**', called '*Marie Pavie*' in *Journal des Roses* in 1888, the year it was

Continued on Page 14

POLYANTHAS from Page 13

launched, is a strong fragrant, profuse, and elegant plant. The double roses show off their innocent whiteness on a rounded mound two to three feet high with such perfection that in times past the rose was often planted on the gravesite of a child. Large as Polyantha flowers go, the blossoms decorate nearly thornless stems. Like the previous two roses, 'Marie Pavie' also carries the Earth Kind designation.

The name Pavic, if it is the original name of the rose, can be found in Bosnia, Croatia, Montenegro, and Serbia. Yet the real Marie, assuming it was a woman, remains a lady of mystery. On the other hand, Auguste Jean-Marie Pavie (1847-1929) was a French diplomat and explorer, instrumental in bringing Laos under French control. He wrote a book, *Mission Pavie: Indochine 1879-1895*. Although Marie Pavic/Pavie is a rose seldom acknowledged by modern writers of roses, Alphonse Alégatière, the breeder, clearly meant to memorialize this spectacular, lovely Polyantha. It is not a rose that disappoints.

Named for a horticulturist from Gironde, France, 'Baptiste Lafaye' is a healthy plant whose flowers from a distance can appear rather blue but on closer proximity reveal themselves as vibrant purplish pink or deep lilac. Bred by Puyravaud in 1910, its yellow-green foliage display the flowers dramatically. The rounded bush grows about thirty inches high. In my garden it snuggles beside a sunny bench, offset with deep orange daylilies. A rare Polyantha, it's worth growing, nestled into a small space for a bouquet effect.

The Battle of the Marne, for which a 1915 rose was named, was an Allied victory during WWI that saved Paris. Fought from September 5th to the 12th in 1914, during which Marechal Foch was instrumental and for whom another Polyantha was named (no longer available), the battle drove the Germans to retreat to a place north of the Aisne River. The conflict left 67,700 Germans, 80,000 Frenchmen, and 1,700 Englishmen dead. While the body count may not suggest a victory, German General von Moltke suffered a mental breakdown on the 9th and

supposedly reported to the Kaiser, "We have lost the war." Unfortunately, both sides dug themselves in behind trenches and a virtual stalemate ensued until 1918.

The rose is 'La Marne'. Bred by Barbier, it exhibits pink ruffled petals that glow from the center, flowers massed in loose clusters. For a Polyantha, it can become quite tall. It, too, has earned the Earth Kind designation.

'Baby Faurax' is a fragrant Polyantha marketed in 1924. A dark violet-mauve with a white center, the flowers are clustered, according to Gregg Lowery, "like ripe purple grapes." Depending upon the weather and the iron content in the soil, the flowers can appear steel blue or amethyst, or dark lavender. Prickles arm its little branches. Bred by Joseph Faurax-Lille and growing no more than fifteen inches high, 'Baby Faurax' is the dwarf of Polyantas. Joseph Faurax had married Jeanne Lille in 1917 and, no doubt, like Joseph Pernet-Ducher, added his wife's surname to his own. The rose seems to be named for one of their two children.

'The Fairy' is not just the most popular of Polyantas but also, as rose authority Jim Delahanty claimed in 2012, "one of the most popular roses in the world." Although it was introduced in 1932, it wasn't until WWII that it was significantly noticed by nurserymen and the gardening public. Bred by Anne Bentall using the Wichurana rambler 'Lady Gay' as a parent, it bears the telltale glossy foliage of its parentage. Blooming until November, even December, the small double flowers array themselves in shell pink. Lightly fragrant, they grow on a somewhat prickly, dense and spreading bush of two to four feet high and as wide—good for borders and hedges only a fairy might wriggle through.

Like the other four roses mentioned, 'The Fairy' also has received Earth Kind status. That five Polyantas (and 'Marie Daly' is another) out of the small list of 21 roses are considered Earth Kind roses should surely prompt rose lovers to acquire plants from this class—if not also for their prolific bouquets of beauty.



PHOTO BY BARBARA GORDON

'La Marne'



PHOTO BY KIM RUPERT

'The Fairy'



PHOTO BY DARRELL G.H. SCHRAMM

'Baptiste Lafaye'



PHOTO BY DARRELL G.H. SCHRAMM

'Mignonette'





CONSULTING ROSARIAN Q & A

By Kitty Belendez, Master Rosarian



American Rose Society Consulting Rosarians in the USA are listed on the ARS web page. This is just a sampling of the many e-mail requests for rose info that I receive

as an American Rose Society "Cyber Master Rosarian." If you have any questions, please send me an e-mail.

** I dedicate my column this month to those people who need a little extra help with their roses. Enjoy!*

Rust in My Garden

Q: I've noticed that my roses get a lot of rust in the springtime. I'm wondering if rust is caused from feeding my roses too much iron? I recall feeding my roses iron last fall, then it rained, and now I have rust on all my roses. Do you think that feeding the iron caused my roses to get rust? – *Norman*

A: The type of rust that roses get is caused from a fungus, not from metals or iron chelate. You will need to use a fungicide to control the rust, and you may even have to pick off some of the leaves that have the rust.

Variegated Foliage

Q: I think I found a sport in my rose garden! I noticed that one of my rose plants has this pretty variegated foliage. It has a nice swirly pattern. Do you think I should try to make a new plant from it? I've never seen a rose with variegated leaves before, so it must be something special. It will look terrific in rose arrangements. – *John*

A: That pretty design that you see on your rose foliage is a virus that is incurable. It is called rose mosaic virus. The good news is that it is not contagious to your other roses.

Mixing Chemicals

Q: Dear Kitty, I have a very hectic schedule, so I am always trying to find ways to save time. I heard it was okay

to mix chemicals as long as the labels say so. Anyhow, I mixed up some Orthene and Funginex since they are made by the same company. Then I figured hey why not add in some fertilizer while I was at it. So, I put in some 20-20-20 plus some iron chelate. Oh, by the way, I also added some kelp, Epsom salts, zinc and fish emulsion. I figured, why not get it all done at once. The next day all the leaves fell off of my 25 roses. Now what? – *Katy*

A: Dear Katy, Hmm, sounds like you took a blowtorch to your roses with that toxic mixture. I hope you have learned your lesson to read the label carefully, and don't try to feed and spray your roses all at one time. Your roses should recover in a few weeks. For now, just keep them watered.

Sugar in the Spray

Q: Hello Miss Kitty, I've been having problems with thrips. Nothing seems to help. A top exhibitor told me that if I add a cup of sugar to a gallon of Orthene that it will attract the thrips and kill them dead. Well, the thrips are still here, but my roses are now covered in ants. My sprayer is clogged up. So, how do I get rid of the ants? And how do I fix my sprayer? – *Hal*

A: Ants love sugar; thrips could care less. Wash off the roses, and rinse out your sprayer thoroughly. Fortunately, sugar does dissolve quickly. Next time, save the sugar for the batch of cookies you will bring to your local rose society meeting. For the thrips, just spritz the blooms with a mixture of Orthene (ONLY!) according to label directions.

Downy Mildew

Q: Kitty, I am an organic gardener. I saw some downy mildew on my roses last month and was afraid that it might spread throughout my rose garden, but didn't want to spray any chemicals. So, since I knew that heat kills downy mildew, I took some boiling water and drenched some of

FAMOUS QUOTE:

"If you want easy, grow gravel."

– Robert B. Martin, Jr.

my roses. They're not looking so good now. Do you think the downy mildew killed them? – *Bobby*

A: Dear Bobby, It wasn't the downy mildew that killed your roses; it was the scalding hot water. Maybe they're not dead after all. Try watering them every day for the next few weeks, and maybe they will come back to life. Meanwhile, start saving your newspaper route money for new roses, just in case.

White Rose Turned Red

Q: Last year I bought a rose called White Lightnin'. Somebody told me that roses don't like to sit in water, so I made sure not to water it too much. I was disappointed that I only saw a few blooms last year, but this year it has really taken off. It has gotten really big, but I am surprised that all the blooms are red this year. What happened to my white roses? Thank you. – *Mary*

A: Sounds like you didn't water your rose enough last year, so the hybrid part died but the rootstock remained. The red rose that you have now is called Dr. Huey, an old Rambler. Either dig it out and buy a new rose, or enjoy your Dr. Huey.

Organic Spray Mixture

Q: I get a lot of mildew on my roses, but I don't like to spray chemicals. So I read on the Garden Forum about an organic spray mix which consists of baking soda and Wesson Oil. Since my water is very alkaline, I also added some vinegar. Then I shook it all up. Well, the darn thing exploded in my kitchen! What went wrong? – *Carol*

A: If I remember correctly, when I was in high school, we had a chemistry experiment where we mixed vinegar and baking soda. The same thing happened, but the teacher intended it to explode. Just goes to prove that you need to be careful with so-called "organic" remedies for rose diseases. In fact, some mixtures may even be explosive.



ROSE DUDS

By Kitty Belendez

It takes a lot of creative thought to come up with a perfect rose name that people will like. If the wrong name is chosen, the new rose is doomed to a short life in commercial production. During the naming process, many names are discarded until finally the perfect name has been chosen for a new rose introduction. Below are two lists of rose names. See if you can match the Winners to the Losers (the "Rose Duds"). Let's have some fun!

WINNERS

- ___ Absolutely
- ___ Arizona
- ___ Baby Grand
- ___ Betty Boop
- ___ Black Magic
- ___ Blaze
- ___ Brandy
- ___ Brass Ring
- ___ Cancun
- ___ Child's Play
- ___ Chrysler Imperial
- ___ Circus
- ___ Cocktail
- ___ Distant Drums
- ___ Dolly Parton
- ___ Fancy Pants
- ___ Folklore
- ___ Fragrant Cloud
- ___ Gemini
- ___ George Burns
- ___ Gold Medal
- ___ Good Morning America
- ___ Iceberg
- ___ Kardinal
- ___ Lemon Spice
- ___ Lullaby
- ___ Magic Lantern
- ___ Moonstone
- ___ New Year
- ___ Nickelodeon
- ___ Old Glory
- ___ Origami
- ___ Pearl
- ___ Prima Donna
- ___ Pucker Up
- ___ Punkin'
- ___ Ralph Moore
- ___ Rise 'n' Shine
- ___ Santa Claus
- ___ Secret
- ___ Si
- ___ Snow Bride
- ___ Soleil d'Or
- ___ Spring Break
- ___ St. Patrick
- ___ Stainless Steel
- ___ Tournament of Roses
- ___ Trumpeter

LOSERS

- 1 A.M. TV Show
- 2 Baby's Song
- 3 Big-Eyed Broad
- 4 Carousel Prize
- 5 Clown Habitat
- 6 Easter Vacation
- 7 Fancy Sedan
- 8 Far Away Tom-Toms
- 9 Fire
- 10 Flag Nickname
- 11 For Sure
- 12 Genie's Lamp
- 13 Gimme a Kiss
- 14 Glacier Chunk
- 15 Gracie's Guy
- 16 Grand Canyon State
- 17 Halloween Icon
- 18 Hornblower
- 19 Icy Wife
- 20 Japanese Paper Art
- 21 Mexican Caribbean
- 22 Midnight Celebration
- 23 Mini Daddy
- 24 Never Kept
- 25 Old-time Music Box
- 26 Oyster Irritation
- 27 Pasadena Parade
- 28 Piano
- 29 Recess Activity
- 30 Red Bird
- 31 Saint Nick
- 32 Scotch on the Rocks
- 33 Sequined Britches
- 34 Sexy Blonde Chick
- 35 Shamrock Holiday
- 36 Silver Imposter
- 37 Snifter Drink
- 38 Snotty Ballerina
- 39 Sour Cinnamon
- 40 Spanish Affirmative
- 41 Spatial Rock
- 42 Stinky Cumulus
- 43 Sun of Gold
- 44 Top Award
- 45 Twins
- 46 Urban Legend
- 47 Wake Up Sleepy Head
- 48 Witch's Tricks

HOT LIPS & SPANISH EYES

By Kitty Belendez

Many roses are named for celebrities, royalty, politicians, or just the family of the hybridizer. We've all heard of the roses Queen Elizabeth, Mister Lincoln, and Dolly Parton. And then there's the "pretty" names like Love, Honor, and Cherish. But, recently I discovered an odd collection of roses that were named for "body parts." I guess the hybridizers of these roses didn't have an Aunt Mary or Sister Sarah to name a rose for. You won't believe it, but they are all real rose names that can be found in *Modern Roses*. Enjoy!

Spanish Eyes – Orange-pink Floribunda. Sport of Prominent. Bred 1981, in Japan by Yoshiho Takatori.

Bees Knees – This yellow blend mini rose was introduced by Jackson & Perkins in 1998.

Hot Lips – This miniature rose was bred by Dee Bennett and was popular about 10 years ago, although you can still buy it. I grew it myself for several years.

Happy Butt – Yes, this is really a rose name that was registered with the American Rose Society. Rumor has it that the hybridizer did it for a joke to see if the ARS would catch it. But, they didn't so the rose name stands. As far as I can figure, this rose is not available and probably never will be.

Rosy Cheeks – There are two roses with this name. One is a coral-pink mini by Ralph Moore. The other is a red and yellow hybrid tea bred in Europe.

Heart O' Gold – There are many roses with the word "Heart" in it, and this is just one of them. Yellow blend hybrid tea with a very strong fragrance. Dykstra, 1997.

Helping Hands – There is very little information available on this rose except it is a red shrub.

Tom Thumb – Bred in the Netherlands in 1936 by Jan de Vink, and was one of the original minis. The blooms are red with a white center. Also known as "Peon."

Angel Face – Very popular mauve floribunda. Bred in 1956 by Swim & Weeks. Said to be fragrant.

Twinkletoes – Bred by Sean McCann in 1998, this miniature rose has orange blend blooms.

Diamond Head – The name conjures up an image of a large white hybrid tea, but it is just a little white polyantha. Bred by Poulsen in 1998.

Open Arms – Climbing China/Rambler. Chris Warner, England, 1995. Light pink, strong fragrance, 6-16 petals.

Fingerpaint – Ralph Moore, 1990, mini. Orange-blend, no fragrance. Orangeade x Little Artist.

Footloose – Floribunda, deep pink, Tantau, Germany 1990. Introduced by J&P.

Tooth of Time – This white mini was bred by Rennie in 1989. It may be only available in Canada. Yucky name!

Gartindirektor Nose – This older, red hybrid tea was bred by Kordes in Germany, 1930. It was named for a person, and I wonder what he looked like.

Fuzzy Navel – Shrub, yellow blend, 40 petals, mild fragrance, Griffith Buck 1998. This is as close as I could come to "bellybutton." Now wouldn't that be a cute name for a mini rose?

BELENDEZ ROSE BUSHES PRODUCE RED FOLIAGE, MARCH 23, 2023



PHOTO BY KITTY BELENDEZ

Front Yard, Floribundas in Front, Hybrid Teas in Rear



PHOTO BY KITTY BELENDEZ

Front Yard Upper Deck Hybrid Tea Roses




PHOTO BY KITTY BELENDEZ

Front Yard with Mostly Hybrid Teas in This View



PHOTO BY KITTY BELENDEZ

View of the Parkway Floribundas, Upper Deck in Rear




PHOTO BY KITTY BELENDEZ

Driveway Hybrid Tea Roses




PHOTO BY KITTY BELENDEZ

Front Yard Upper Deck Hybrid Tea Roses

Rose Show Trophy Sponsors



PHOTO BY KITTY BELENDEZ

Our Annual Rose Show Has Been Postponed Until Further Notice

Due to COVID-19, our 27th & 28th Annual Rose Show that was scheduled to be held in November 2020 & 2021 & 2022 at Hart Park were cancelled.

There is no available show venue at this time.

Thanks to Our Rose Show Sponsors

PLATINUM SPONSORS \$200+

Kitty Belendez *In Loving Memory of Bob Belendez*
 Gary & Cindy Bernsdorf
 Suzanne Burlingham *In Memory of Bob Belendez*
 Chris & Leah Greenwood
 Charles & Susan Maness *In Memory of Bob Belendez*
 Steve Henrickson

GOLD SPONSORS \$100+

Tom & Miriam Cooney
 Sue Diller & Barbara Schneider
 Justin & Lilly Ekuan
 Bob & Dona Martin
 Jerry & Teresa Mathers *In Loving Memory of Bob Belendez*
 Carolyn Monday *In Memory of Bob Belendez*
 Nancy Neill
 Bernhard & Rosemarie Ostertag
 Kathy Perger *In Loving Memory of Bob Belendez*

SILVER SPONSORS \$50+

John Birsner & Pamela Stones
 Doris Davies
 Sue & Ernest Magill
 Carl Mahanay
 Hal Reynolds
 Lori Zajac *In Honor of Betty Lou Stookey*

BUSINESS SPONSORS \$100+

Green Thumb Nursery
 Kelloggs Garden Products
 Star Roses, Laurie Bennett
 William S. Hart Park

BRONZE SPONSORS \$25+

Jean Graham
 George & Karen TS Gubert
 Clara Hieshetter
 Judy Holland
 Vanessa Sam
 Della Strickland
 Linda Tarnoff
 Ted & Marianne Walters

PLEASE NOTE:

Those who donated for our 2020 rose show are listed here since we were unable to have our scheduled 2020/2021/2022 Rose Shows.

All sponsorships are carried over to 2023.



PHOTO BY KITTY BELENDEZ

Mothersday, Polyantha



PHOTO BY KITTY BELENDEZ

Lullaby, Polyantha



PHOTO BY KITTY BELENDEZ

Verdun, Polyantha



Green Thumb Nursery

23734 Newhall Avenue
Newhall
Phone: (661) 259-1071

Fine assortment of roses, fertilizers, organics,
mulch, and colorful companion plants

Store Hours:
Open Every Day: 9 am to 5:30 pm

**BRING YOUR ROSE SOCIETY
10% DISCOUNT CARD**

See Green Thumb online videos:
[Click Here To Watch On YouTube](#)

WEBSITE:
<https://www.greenthumb.com/santa-clarita-green-thumb-nursery/>

FACEBOOK:
www.facebook.com/greenthumb.santaclarita/



GARDNER & BLOOME Rose & Flower Fertilizer

It is a premium blend containing wonderful ingredients. We will put some on our raffle table at our monthly meetings.

INGREDIENTS: Bone meal, dried poultry waste, elemental sulphur, feather meal, kelp meal, alfalfa meal, and potassium sulphate. Plus various bacillus and mycorrhizae. NPK: 4-6-2

Nitrogen: 4%
Phosphate: 6%
Potash: 2%



PHOTO BY KITTY BELENDEZ



1835 E. Guiberson Rd., Fillmore, CA
SHOP ONLINE FOR CURBSIDE PICKUP

Thousands of potted roses in stock year round. Open Wednesday thru Saturday 8am-4pm

WEBSITE: ottoandsonsnursery.com

FACEBOOK: facebook.com/OttoandSons

INSTAGRAM: instagram.com/ottosroses

PHONE: (805) 524-2123

ASK FOR A SANTA CLARITA ROSE SOCIETY 10% DISCOUNT

PHOTO BY KITTY BELENDEZ

**CLICK HERE TO GO TO OUR
SANTA CLARITA VALLEY ROSE SOCIETY
FACEBOOK PAGE**



American Rose Society

4-Month Trial Membership for \$10

To Join Today

Contact ARS at

800-637-6534

www.rose.org

www.rose.org/join-renew

- ◆ 2 issues of *American Rose Magazine*, a \$16 value
- ◆ 100 pages each issue, full color
- ◆ Discounts of up to 30% at merchant partners
- ◆ Free online access to four quarterly bulletins, a \$45 value
- ◆ Free or reduced garden admissions, a \$25 value after just 3 uses.



SANTA CLARITA VALLEY ROSE SOCIETY

Affiliate of the American Rose Society

Greetings Rose Lovers!
We Invite You to Join Our Rose Society

\$20 Annual Membership Dues Includes:

- ☆ Award-Winning "Rose Ecstasy" Newsletter (9 issues, 18+pages)
- ☆ Monthly Meetings Featuring Professional Speakers
- ☆ Spring Garden Tour and Fall Rose Show
- ☆ In-Person Advice From Our Rose Consultants
- ☆ Annual Rose Care Seminar (Pruning, Planting, Fertilizing)
- ☆ Award-Winning Web Site
- ☆ 10% Discount Available All Year at Otto & Sons Nursery
- ☆ 10% Discount Card Good All Year at Green Thumb Nursery

To get discount card: send stamped self-addressed envelope when paying dues.

VISIT OUR WEB SITE: www.santaclaritarose.org

Like us on: [FACEBOOK](#)

ANNUAL DUES: \$20 Per Household

✂️ ___ PLEASE FILL OUT THIS FORM AND MAIL CHECK TO ADDRESS BELOW ___

SANTA CLARITA VALLEY ROSE SOCIETY MEMBERSHIP APPLICATION

Includes 9 issues full-color, 18+pages, award-winning newsletter emailed.

Name(s) _____ Phone _____

Address _____ E-Mail _____

City _____ State _____ Zip+4 _____ - _____

Send form with check payable to SCVRS to:

Santa Clarita Valley Rose Society
21133 Kingscrest Drive
Santa Clarita, CA 91350
E-mail: rosextckb@aol.com

Total Amount Enclosed \$ _____
Today's Date _____
Other Rose Society you belong? _____
 New Renewal Gift

4/2023

EASY ROSE CARE CALENDAR

The Minimalist Approach for Southern California

For Those Who Only Have Time to Do the Bare Minimum Necessary
For Their Roses to Survive and Grow Satisfactorily

By Kitty Belendez, Master Rosarian, Santa Clarita, California

2023

JANUARY	Prune rose bushes about 1/2 in height. Remove all foliage. Spray with a dormant spray when finished pruning. Clean up all rose debris (foliage, petals) and discard in trash. Plant new bareroot roses. Water roses if no rain.
FEBRUARY	Apply mulch around each bush. Apply Preen granules (on top of mulch) to prevent weeds. Water roses as needed.
MARCH	1st Week: Apply 90-day slow-release fertilizer 14-14-14 or 10-10-10. If no rain, water roses as needed. 3rd Week: Spray fungicide to prevent mildew.
APRIL	Apply insecticide IF needed for aphids or other bugs. Wash down foliage twice a week to prevent spider mites, prevent mildew, wash off aphids. Keep roses watered as needed; don't let them dry out.
MAY	Keep roses watered well throughout the month. Remove spent blooms to encourage new blooms. Make sure automatic sprinklers are working and set properly.
JUNE	Apply mulch around each bush. Apply Preen granules (on top of mulch) to prevent weeds. Keep roses watered well throughout the month. Apply 90-day slow-release fertilizer 14-14-14 or 10-10-10. Wash down foliage twice a week to prevent spider mites, prevent mildew, wash off aphids.
JULY	Keep roses watered well throughout the month, potted roses watered daily if necessary. Lightly trim spent blooms, but don't trim off foliage. Wash down foliage twice a week to prevent spider mites, prevent mildew, wash off aphids.
AUGUST	Keep roses watered throughout the month; water potted roses daily if necessary. Wash down foliage twice a week to prevent spider mites, prevent mildew, wash off aphids.
SEPTEMBER	1st Week: Trim off spent blooms to encourage fall blooming. Apply 90-day slow-release fertilizer 14-14-14 or 10-10-10. Keep roses watered as needed.
OCTOBER	1st Week: Spray fungicide to prevent mildew. Spray insecticide IF needed. Keep roses watered as needed.
NOVEMBER	If no rain, water roses twice a week, or as needed.
DECEMBER	Plan for new rose purchases.

For More Info on Rose Care, or to Learn How to Join Us, Visit Our Website
www.santaclaritarose.org Like Us On FACEBOOK!

2023 Exhibitor's Rose Care Calendar

By Kitty Belendez, Master Rosarian, Santa Clarita, California

<p>JANUARY</p> <ul style="list-style-type: none"> <input type="checkbox"/> Wk 1: <u>Buy & Plant</u> bareroot roses. <input type="checkbox"/> Wk 2: <u>Start Pruning</u> roses; <u>plant</u> bareroot and mound new plants. Apply kelp & fish meals in hole. Propagate rose cuttings. <input type="checkbox"/> Wk 3: <u>Dormant spray</u> all pruned rose bushes. <input type="checkbox"/> Wk 4: <u>Mulch</u> heavily with <i>Gromulch</i>, or compost. <p>Complete all pruning and bareroot planting by end-January.</p>	<p>FEBRUARY</p> <ul style="list-style-type: none"> <input type="checkbox"/> Wk 1: <u>Buy</u> potted mini roses online. Finish mulching. <u>Apply Preen</u> to prevent weeds. <input type="checkbox"/> Wk 2: <u>Apply</u> 1 cup of alfalfa pellets per bush (1/2 cup for minis). <input type="checkbox"/> Wk 3: <u>Feed</u> Granular rose food. 1/4 cup per bush, 1 TB per mini. <u>Apply</u> snail bait if needed. <input type="checkbox"/> Wk 4: <u>Feed</u> Fish Fertilizer 5-1-1, kelp, Epsom salts, and <i>SuperThrive</i> Repot root-bound potted roses. 	<p>MARCH</p> <ul style="list-style-type: none"> <input type="checkbox"/> Wk 1: <u>Feed</u> Soluble 8-10-8 or similar. <input type="checkbox"/> Wk 2: <u>Feed</u> Fish Fertilizer 5-1-1. <input type="checkbox"/> Wk 3: <u>Feed</u> 90-day Slow Release Fertilizer such as <i>Osmocote</i>. <input type="checkbox"/> Wk 4: <u>Feed</u> Fish, iron chelate, zinc, epsom salt, kelp, <i>SuperThrive</i>. <p>Disbud side buds daily on blooms. Spray IF needed to prevent mildew. Spray IF needed to kill insects. Buy potted roses at local nurseries.</p>
<p>APRIL Peak Spring Show Season!</p> <ul style="list-style-type: none"> <input type="checkbox"/> Wk 1: <u>Feed</u> Soluble 8-10-8 or similar. <input type="checkbox"/> Wk 2: <u>Feed</u> Fish Fertilizer 5-1-1. <u>Spray</u> for spider mites <i>if needed</i>. <input type="checkbox"/> Wk 3: <u>Feed</u> Soluble 8-10-8. <input type="checkbox"/> Wk 4: <u>Feed</u> Fish, iron chelate, zinc, epsom salt, kelp, <i>SuperThrive</i>. <p>Disbud & deadhead daily. Spray IF needed to prevent mildew. Spray IF needed to kill insects. Buy potted roses at local nurseries.</p>	<p>MAY</p> <ul style="list-style-type: none"> <input type="checkbox"/> Wk 1: <u>Feed</u> Soluble 8-10-8 or similar. <u>Spray</u> for spider mites <i>if needed</i>. <input type="checkbox"/> Wk 2: <u>Feed</u> Fish Fertilizer 5-1-1. <input type="checkbox"/> Wk 3: <u>Feed</u> Soluble 8-10-8 or similar. <u>Spray</u> for spider mites <i>if needed</i>. <input type="checkbox"/> Wk 4: <u>Feed</u> Fish, iron chelate, zinc, epsom salt, kelp, <i>SuperThrive</i>. <u>Apply Preen</u> to prevent weeds. <p>Water roses. Disbud & deadhead daily. Spray if needed to prevent mildew/insects.</p>	<p>JUNE 2nd Cycle Show Season!</p> <ul style="list-style-type: none"> <input type="checkbox"/> Wk 1: <u>Feed</u> Soluble 8-10-8 or similar. <u>Spray</u> for spider mites <i>if needed</i>. <input type="checkbox"/> Wk 2: <u>Feed</u> Fish Fertilizer 5-1-1. <input type="checkbox"/> Wk 3: <u>Spray</u> for spider mites <i>if needed</i>. <input type="checkbox"/> Wk 4: <u>Feed</u> Fish, iron chelate, zinc, epsom salt, kelp, <i>SuperThrive</i>. <p>Water, water, water! Experiment with hybridizing & budding. Use Water Wand daily for spider mites. Remove spent blooms but not foliage.</p>
<p>JULY</p> <ul style="list-style-type: none"> <input type="checkbox"/> Wk 1: <u>Feed</u> 90-day Slow Release fertilizer such as <i>Osmocote</i>. <u>Spray</u> for spider mites <i>if needed</i>. <input type="checkbox"/> Wk 2: <u>Feed</u> 1/4 cup kelp meal.* <input type="checkbox"/> Wk 3: <u>Feed</u> Fish Fertilizer + iron. <input type="checkbox"/> Wk 4: <u>Apply</u> 1/4 cup dry organics.* <p>*<i>Combo organic meals recommended.</i></p> <p>Wash rose bushes with Water Wand daily. Water plants well! Remove spent blooms but not foliage.</p>	<p>AUGUST</p> <ul style="list-style-type: none"> <input type="checkbox"/> Wk 1: <u>Spray</u> for spider mites <i>if needed</i>. <input type="checkbox"/> Wk 2: <u>Apply</u> 1 cup alfalfa pellets per bush (1/2 cup for minis). <input type="checkbox"/> Wk 3: <u>Spray</u> for spider mites <i>if needed</i>. <u>Apply Preen</u> to prevent weeds. <input type="checkbox"/> Wk 4: <u>Feed</u> Fish, Epsom salts, kelp, <i>SuperThrive</i> & apply <i>Gromulch</i>. <p>Wash rose bushes with Water Wand daily for spider mites. Water, water, water!</p>	<p>SEPTEMBER</p> <ul style="list-style-type: none"> <input type="checkbox"/> Wk 1: <u>Trim</u> 1/3 off of rose bushes for fall blooms; pick up debris. <input type="checkbox"/> Wk 2: <u>Feed</u> Fish Fertilizer. <input type="checkbox"/> Wk 3: <u>Feed</u> Soluble 8-10-8 or similar. <input type="checkbox"/> Wk 4: <u>Feed</u> Fish, iron chelate, zinc, epsom salt, kelp, <i>SuperThrive</i>. <u>Apply</u> snail bait if needed. <p>Water roses. Disbud & deadhead daily. Spray as needed to prevent mildew. Spray as needed to kill insects.</p>
<p>OCTOBER Fall Rose Shows!</p> <ul style="list-style-type: none"> <input type="checkbox"/> Wk 1: <u>Feed</u> Soluble 8-10-8 or similar. <u>Spray</u> for spider mites <i>if needed</i>. <input type="checkbox"/> Wk 2: <u>Feed</u> Fish Fertilizer 5-1-1. <input type="checkbox"/> Wk 3: <u>Feed</u> Soluble 8-10-8 or similar. <input type="checkbox"/> Wk 4: <u>Feed</u> Fish, iron chelate, zinc, epsom salt, kelp, <i>SuperThrive</i>. <p>Water roses. Disbud & deadhead daily. Spray as needed to prevent mildew. Spray as needed to kill insects.</p>	<p>NOVEMBER Fall Rose Shows!</p> <ul style="list-style-type: none"> <input type="checkbox"/> Wk 1: <i>Santa Clarita Rose Show</i> Keep roses watered if no rain. Decide which roses to buy. <input type="checkbox"/> Wk 2: <u>Perform soil test</u> to determine pH level; <u>apply</u> lime or sulfur, if needed. <input type="checkbox"/> Wk 3: <u>Order bareroot roses online</u>. Repot root-bound potted roses. Dig out sick/old/tired roses. 	<p>DECEMBER</p> <ul style="list-style-type: none"> <input type="checkbox"/> Wk 1: Finish planning which roses to buy, and which roses to discard. Dig out sick/old/tired roses. <input type="checkbox"/> Wk 2: <u>Pay</u> Santa Clarita Rose Society renewal membership dues. <input type="checkbox"/> Wk 3: <u>Repot</u> root-bound potted roses. <input type="checkbox"/> Wk 4: <u>Enjoy</u> the holidays! <p>NOTE: If any month has a 5th week, it may be used as a rest period. ☺</p>

Suggested formulas PER GALLON of water:

- 1 tsp Powder: GrowMore Iron or Zinc
- 1 TB Soluble: GrowMore or other brands
- 1 TB Liquid: Fish fertilizer
- 1 tsp Liquid: Kelp
- 1/4 tsp Liquid: SuperThrive

Liquid or dry application PER LABEL:

- 1/4 cup Dry Granular rose food; Epsom Salts; kelp
- 1 cup: Alfalfa pellets without additives

Per label: Gardner & Bloome; Kellogg's; Osmocote; Preen

Per label: Spinosad; Imidacloprid; Bayer Advanced 2-in-1

SAFETY PRECAUTIONS

- Read the labels carefully
- Use only as label directed
- Measure correctly
- Wear protective clothing
- Wear mask & gloves
- Clean up after use
- Don't spray when windy
- **Store & lock chemicals away from pets & kids**

READ & FOLLOW PRODUCT LABELS CAREFULLY!

MEASURES

- 1 TB = 3 tsp
- 1 oz = 2 TB
- 1 cup = 8 oz
- 1 cup = 16 TB
- 1 qt = 32 oz
- 1 qt = 64 TB

Rev. 1/2023

SANTA CLARITA VALLEY ROSE SOCIETY OFFICERS

1992 CO-FOUNDERS:

Steve Jones & Kitty Belendez

President

Doris Davies dtdavies@mac.com

1st Vice President / Rose Show Director

Kitty Belendez rosextckb@aol.com

2nd Vice President / Membership

Donna Rodgers chatty12@ca.rr.com

3rd Vice President / Ways & Means

VACANT

4th Vice President / Programs

Laurie Stone laurielstone@aol.com

Secretary

Kathy Perger ktpenger@att.net

Treasurer

Kitty Belendez rosextckb@aol.com

Board of Directors

Ingrid Gibson idgibson36roses@gmail.com

Karen TS Gubert rosemaven@socal.rr.com

Candy LaChance rcandylachance@gmail.com

Charles Maness susan.maness@me.com

Teresa Mathers msteresa@aol.com

Bulletin Editor, Webmaster & Publicity

Kitty Belendez rosextckb@aol.com

Hospitality Coordinator VACANT

The Santa Clarita Valley Rose Society is a 501c3 non-profit educational organization serving the needs of rose gardeners.

Last Page Rose Notes



© Kitty Belendez

Freak Show 'Blue For You' Floribunda
Genetic Mutation (Sport)

Grown and Photographed on 'Blue For You' Rose Bush
In the Belendez Rose Garden on 5/7/2018

Sadly, Kitty was not able to successfully propagate it by rooting.
Or maybe I accidentally gave it away to somebody???????

This photo was not Photoshopped!

SCV Rose Society Membership Dues

Annual dues are \$20 per calendar year with e-mailed newsletter. Please send check payable to SCVRS, to:

SCVRS

21133 Kingscrest Drive

Santa Clarita CA 91350-1934

© Santa Clarita Valley Rose Society

Published monthly except July, August and December.

The information contained herein is based upon the research, ideas, experiences and/or opinions of the authors. The SCVRS, its officers, directors and editor accept no responsibility for any commissions, errors, or omissions.

When reprinting material from this bulletin, please include author, photographer, editor, publication and date from which the material originated.

Affiliate of the
American Rose Society
www.rose.org



Neil Diamond, HT

Belendez Rose Care Videos

At our YouTube Channel:

www.youtube.com/user/kbelendez1944

Featuring Assorted Topics:

- ◆ Pruning
- ◆ Repotting
- ◆ Fertilizing
- ◆ Rose Show Exhibiting
- ◆ Propagating Roses