


## PROTOCONCHS OF MURICIDAE PART 2


Heiman E.L. \*) &amp; Mienis H.K. \*\*)

**Abstract:** This note is a continuation of a study published in Heiman & Mienis (2010) and contains ten pictures of the protoconchs.

**Key words:** Mollusca, Gastropoda, Muricidae, taxonomy, diagnostic characters, protoconchs.




1. *Boreotrophon ithiotoma*  
Dall, 1919; E. Kamchatka.



2. *Chicoreus dodongi*  
Houart, 1995 PI




3. *Chicoreus ryukyuensis*  
Shikama, 1978; 30 mm,  
Japan




4. *Ergalatax martensi*  
(Schepman, 1892); E. Sinai




5. *Fuegotrophon pallidus*,  
Powell, 1951; 20 mm,  
S. Argentina



6. *Pterynotus angasi*  
(Crosse, 1863); NSW  
Australia



7. *Trophon abyssorum*  
Verril, 1885; 13 mm; USA,  
N. Carolina



9. *Trophonopsis carinatus*  
(Bivona, 1832) Spain



10. *Trophon purdeyi*  
Houart, 1983  
South Africa



11. *Typhis yatesi*  
Crosse, 1865  
Australia, Victoria.

**Reference**

Heiman E.L. & Mienis H.K. 2010. Protoconchs of Muricidae Part 1. Triton 21(Supplement 1):1-6.

E-mail:

\*) [heimel@netvision.net.il](mailto:heimel@netvision.net.il)

\*\*\*) National Collections of Natural History, Dept. Zoology, Tel Aviv University, IL-69978 Tel Aviv, Israel and National History Collections, Berman Building, Hebrew University of Jerusalem, IL-91904 Jerusalem, Israel. [mienis@netzer.org.il](mailto:mienis@netzer.org.il)