

***Americhelidium pectinatum* Bousfield & Chevrier, 1996**

Nomenclature	
Phylum	Arthropoda
Class	Malacostraca
Order	Amphipoda
Family	Oedicerotidae
Authority	Bousfield & Chevier, 1996
Original Description	Bousfield & Chevier, 1996
Common Synonyms (S) Previous Names (PN)	



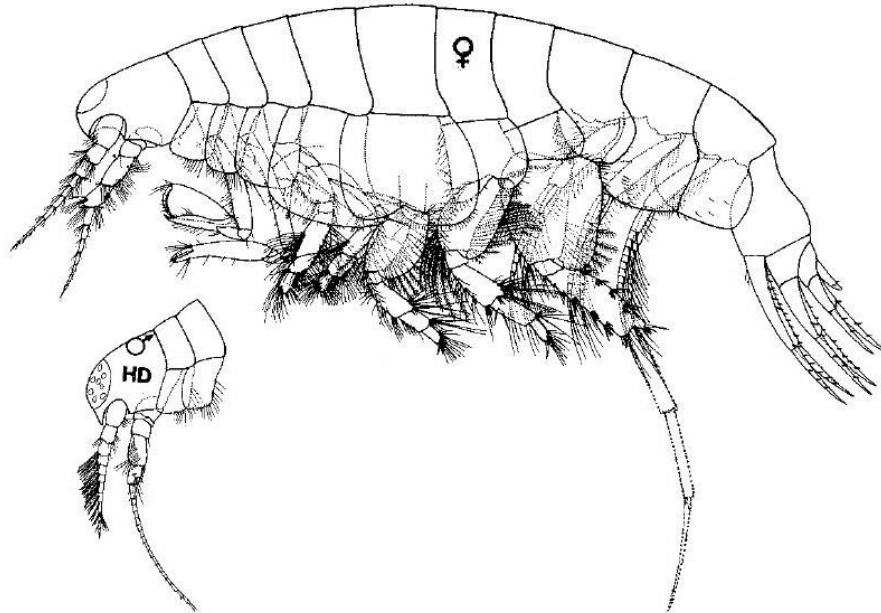
Distribution	
Type Locality	Cape Shoalwater, Washington (W18)
Geographic Distribution	From central British Columbia, southward to Washington, possibly northern Oregon, in sandy substrata of open ocean beaches, subtidally to 50 m. (Bousfield & Chevrier 1996)
Habitat	Shallow sandy sediments, intertidal - 50 m. (Chapman 2007)

Description
From Bousfield and Chevrier 1996
Female: 4.0 mm. Head, rostrum medium large, deflexed. Fused eyes large, fully on rostrum. Antenna relatively long, flagella 7-8 segmented.
Coxa 1 medium broad, rectangular, hind margin with stout spine and a few setae, lower margin moderately setose. Coxa 2 narrow, hind margin with 3 spines. G1, basis with weak antero-distal cluster of setae; propod strong, broadening distally; palm weakly denticulate, steeply oblique; carpus narrow, hind lobe slender, apex with single spine, extending beyond palm. G2, basis slender, hind margin with 3-4 long setae; propod medium, length ~5x maximum depth; dactyl medium, length ~1/5 propod.
Coxa 4 moderately broadened distally, hind corner acute, produced, not upturned. P3 & 4, distal segments strongly setose; segment 6 short, length little greater than depth; dactyl minute. Coxa 5 large, very broad, nearly as deep as coxa 4, aequilobate, hind lobe strongly short-setose below. Coxa 6, antero-distal lobe strong, regularly rounded. P5 & 6, bases subsimilar; dactyls medium short. P7, basis narrowing slightly distally, to deep postero-distal lobe that extends beyond ischium, hind margin slightly convex, inner face with strong antero-proximal comb-row and distal median row of 5-7 plumose setae.

Amerchelidium pectinatum

Pleon side plates 2 & 3, hind corners subquadrate. U1-3, outer ramus slightly short than inner, those of U2 extending furthest. U3, inner and outer ramus each with 2 marginal spines. Telson subrectangular, apical margin rounded, penicillate setae distal.

Male: 3.0 mm. A1, peduncular segments 2 & 3 slightly shorter than in female; flagellum 9-segmented. A2, peduncular segments 4 & 5 shorter than female, lacking anterior brush setae; flagellum relatively short, 20-25 segmented.



Diagnostic Characteristics

Diagnostic Characteristics

Photo Credits: J. Cordell

Gnathopod 1, palm of article 6 is slightly oblique (i.e., intermediate between *A. rectipalmum* and *A. shoemaker/millsi*)



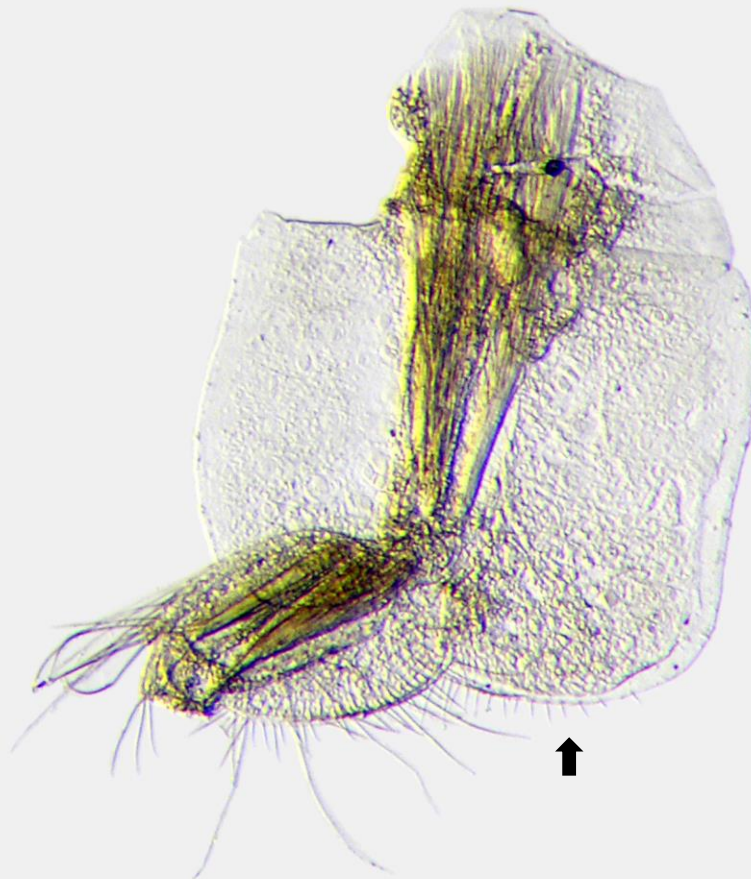
Amerchelidium pectinatum

Gnathopod 2
dactyl less than
about one-fifth of
the length of article
6

~1/5 length of article 6

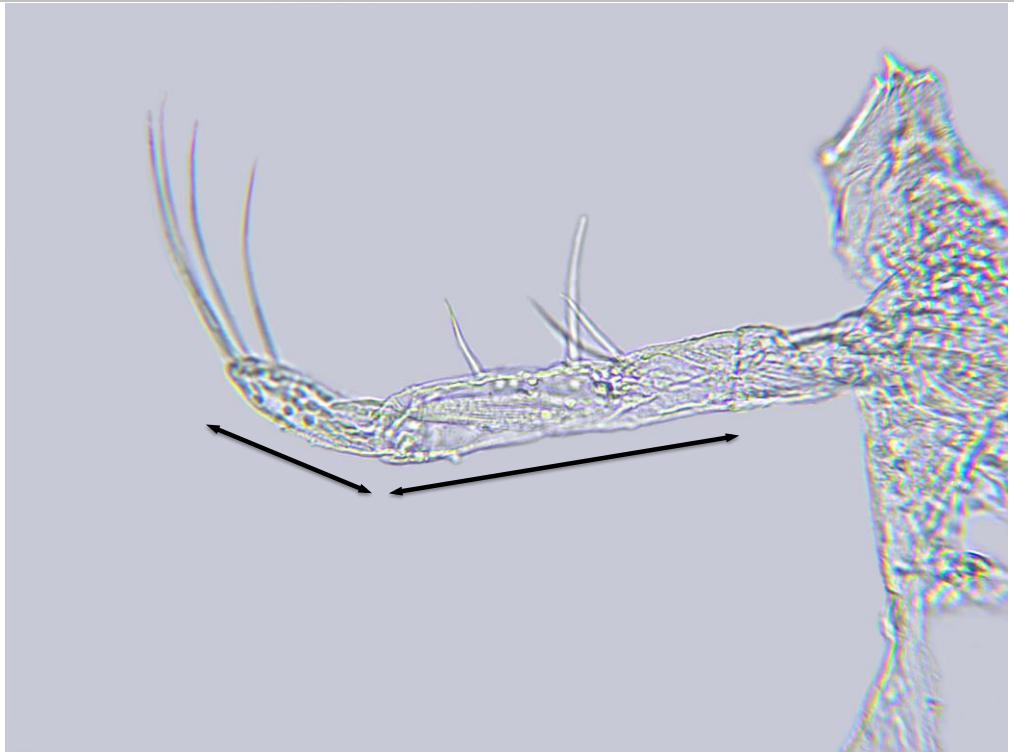


Coxa 5, hind lobe
lower margin with
a row of setae



Amerchelidium pectinatum

Mandibular palp segment 3 shorter, one-half or less the length of palp segment 2; third segment with multiple setae



Maxilla 1, outer plate spines large, strongly pectinate, some extending beyond palp



Americhelidium pectinatum

Related Species and Characteristic Differences	
Species Name	Diagnostic Characteristics
<i>Americhelidium shoemakeri</i>	Article 6 of gnathopod 2 markedly oblique; coxa 5 posterior lobe, lower margin nearly bare.
<i>Americhelidium millsii</i>	Article 6 of gnathopod 2 markedly oblique; coxa 5 posterior lobe, lower margin nearly bare.
<i>Americhelidium rectipalmum</i>	Gnathopod 2 dactyl large, about 1/3 length of article 6.
<i>Americhelidium variabilum</i>	Maxilla 1 outer plate apical spines not pectinate, none reaching beyond apex of palp; mandibular palp with only one seta.

Comments

Literature

Bousfield E.L. and A. Chevrier. 1996. The Amphipod Family Oedicerotidae on the Pacific coast of North America. Part 1. The *Monoculodes* and *Synchelidium* Generic complexes: Systematics and Distributional Ecology. *Amphipacifica* 2(2): 75-148. (pp. 129-132)

Chapman, J. W. 2007. Gammaridea. In: Carlton, J. T., Eds. *The Light and Smith Manual. Intertidal Invertebrates from Central California to Oregon*. 4th ed. Los Angeles, CA: University of California Press. pp. 545-618. (pp. 584, 585)

More Information

More information about Puget Sound benthic invertebrates is available at:

<http://www.ecy.wa.gov/programs/eap/psamp/index.htm>

Prepared by Julianne Ruffner (Department of Ecology), Jeff Cordell (University of Washington - Seattle) on 3/14/13. This document is available on the Department of Ecology's website at <https://fortress.wa.gov/ecy/publications/SummaryPages/1403220.html>.

If you need this document in a format for the visually impaired, call (360) 407-6764. Persons with hearing loss can call 711 for Washington Relay Service. Persons with a speech disability can call (877) 833-6341.