

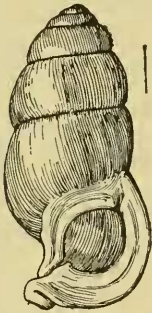
NEW SPECIES OF *PUPINELLA*, *THEODOXUS*, AND *TELLINA*.

By G. B. SOWERBY, F.L.S.

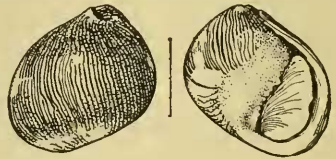
Read 8th June, 1917.

PUPINELLA TORTIROSTRIS, n.sp.

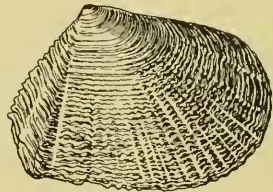
TESTA cylindraceo-conica, pallide fuscescens, solidiuscula, glabra, ad apicem obtuse conica; anfractus 7, convexi, longitudinaliter obscurissime parum oblique striati; anfractus ultimus spiram superans, subplanate convexus; apertura circularis, postice breviter sed profunde canaliculata; canalis anticus complicatus, peculiariter tortuosus; peristoma latiusculum, complanatum, leva, albo-nitens; columella arcuata, callosa. Operculum tenue, multispirale.



Pupinella tortirostris, n.sp.
Scale line = 4 mm.



Theodoxus eudeli, n.sp.
Scale line = 4 mm.



Tellina elaborata, n.sp.
Scale line = 3 mm.

Long. 20, maj. diam. 11 mm.

Hab.—Sudest Island, Lousiade Archipelago.

This species, of which I have only seen three specimens, is remarkable for its very peculiarly twisted anterior rostrum and canal.

THEODOXUS [*olim* *NERITINA*] *EUDELI*, n.sp.

Testa globoso-conica, solidiuscula, pallide lutescens, lineis numerosis nigro-fuscis longitudinaliter ornata; spira obtuse conica; anfractus 2, primus vix conspicuus; anfractus ultimus globosus, postice contractus; apertura semicircularis; peristoma acutum, postice anguste oblique canaliculatum; area columellari albo callosa, margina bituberculata, aliter minuta serrata vel denticulata.

Diam. 8 mm.

Hab.—Phu-Yen (Eudel).

This species, of which I have seen a good number of specimens, although presenting no very remarkable characters, seems quite

distinct from any hitherto described. Perhaps its nearest ally is *T. faba* (Sowerby). The shells were found, labelled as above, in the collection of Captain Eudel, which was sold by auction in Paris in the year 1893.

TELLINA ELABORATA, n.sp.

Testa æquivalvis, subovalis, compressa, alba, concentrice densissima et eximie fimbriata, radiatim inepte sulcata; arca postica bilirata liris latiusculis, dense et acuti lamellatis; umbones acuti, conjuncti, post medium locati margo dorsalis anticus recto declivis, posticus subtruncatus; margo ventralis arcuatus.

Antero-post. 13, umbono-marg. 10 mm.

Hab.—North-West Australia.

A very beautifully sculptured little species, of which I have only seen this single specimen.
