



# AXMINSTER

## *Trade Vices*

# Parrot Vice

## Information Sheet


The Parrot Vice swivels through 360° in both the vertical and horizontal positions; tightening the jaws locks the entire vice in place. An ingenious cam arrangement beneath the jaws ensures the vice locks rock solid when gripping an item. Slightly backing off on the handle means you can rotate the vice for better access to your work without having to remove it from the jaws or change it from vertical to horizontal. The jaws are 89mm wide, 57mm deep and open to a maximum of 127mm. Holes in the jaws allow you to mount custom-made wooden jaws. The base has three fixing holes on 120mm centres. The cast iron construction is carefully machined and the total weight 7.5kg.




- Swivels through 360° in both the vertical and horizontal
- Cam arrangement ensures the vice locks firmly in position
- Cast iron construction, carefully machined
- Jaws are 89mm wide, 57mm deep
- Maximum opening of 127mm
- Holes in jaws for mounting custom-made wooden jaws
- Base has three fixing holes on 120mm centres




- The Parrot Vice in the horizontal position and can swivel in 360° in both directions.



- The Parrot Vice in the vertical position.
- Tightening the jaws locks the entire vice in place which prevents the vice from swiveling.



- If there is slight play after you have tightened the jaws, you can adjust the ingenious cam (A) beneath the jaws using a 17mm spanner and screwdriver.



- Loosen the locking nut on the ingenious cam and turn the screw clockwise a quarter of a turn, re-tighten the nut and check the vise is secure. Repeat the procedure until the vise is rock solid when the jaws are closed.

- The Parrot vice has toe in jaws which toes in on top of the jaw to assist in a firmer hold on the work piece.



- The Parrot Vice has four pre-drilled holes on the jaws that allows you to mount custom-made wooden jaws.

