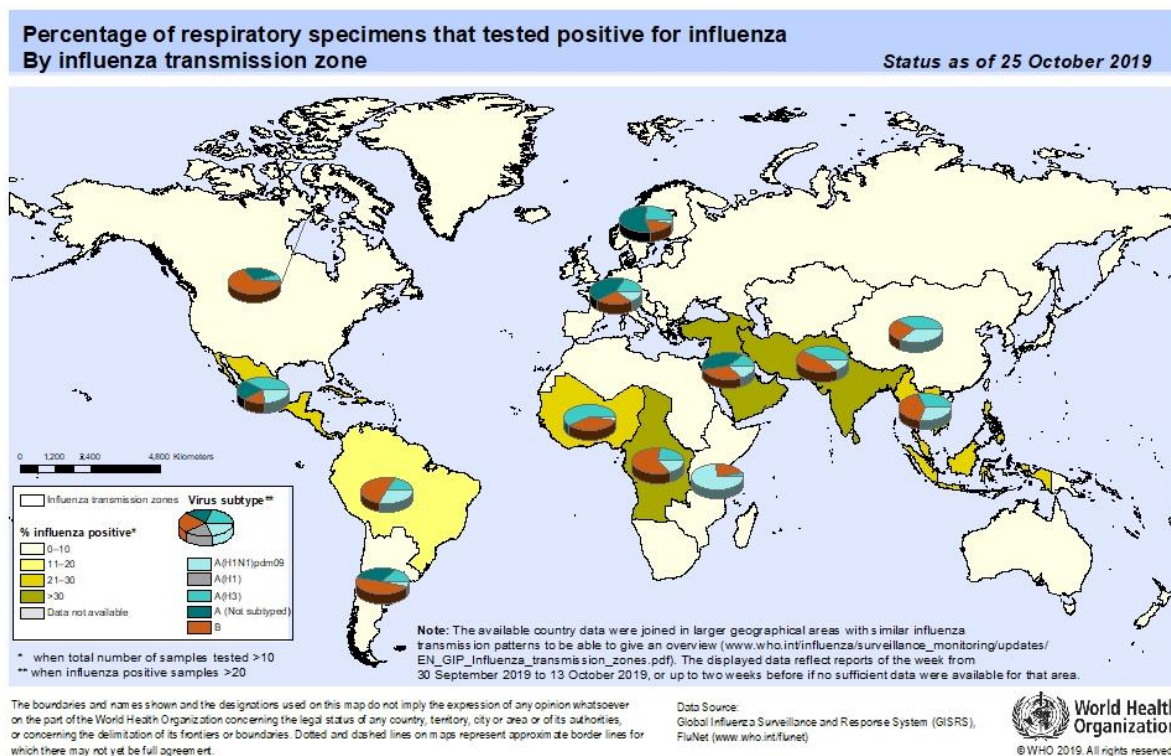


Influenza Update N° 353

28 October 2019, based on data up to 13 October 2019

Information in this report is categorized by influenza transmission zones, which are geographical groups of countries, areas or territories with similar influenza transmission patterns. For more information on influenza transmission zones, see: www.who.int/influenza/surveillance_monitoring/updates/EN_GIP_Influenza_transmission_zones.pdf



Summary

- In the temperate zone of the northern hemisphere, influenza activity remained at inter-seasonal levels in most countries. However, influenza activity continued to increase across the countries of the Arabian Peninsula.
- In the Caribbean, and tropical South American countries, influenza activity was low overall. In Central American countries, influenza activity increased in El Salvador and Nicaragua.
- In tropical Africa, increased influenza activity was reported from Western Africa.
- In Southern Asia, influenza activity was low across reporting countries.
- In South East Asia, influenza activity increased in Lao PDR and the Philippines in recent weeks.
- In the temperate zones of the southern hemisphere, influenza activity was low in most countries, though influenza B virus detections continued to be reported in Chile.
- Worldwide, seasonal influenza A viruses continued to account for the majority of detections, though the proportion of influenza B viruses increased in recent weeks.

- National Influenza Centres (NICs) and other national influenza laboratories from 103 countries, areas or territories reported data to FluNet for the time period from 30 September 2019 to 13 October 2019 (data as of 2019-10-25 04:07:37 UTC). The WHO GISRS laboratories tested more than 102881 specimens during that time period. 5005 were positive for influenza viruses, of which 3030 (60.5%) were typed as influenza A and 1975 (39.5%) as influenza B. Of the sub-typed influenza A viruses, 595 (35.6%) were influenza A(H1N1)pdm09 and 1076 (64.4%) were influenza A(H3N2). Of the characterized B viruses, 71 (14.1%) belonged to the B-Yamagata lineage and 433 (85.9%) to the B-Victoria lineage.

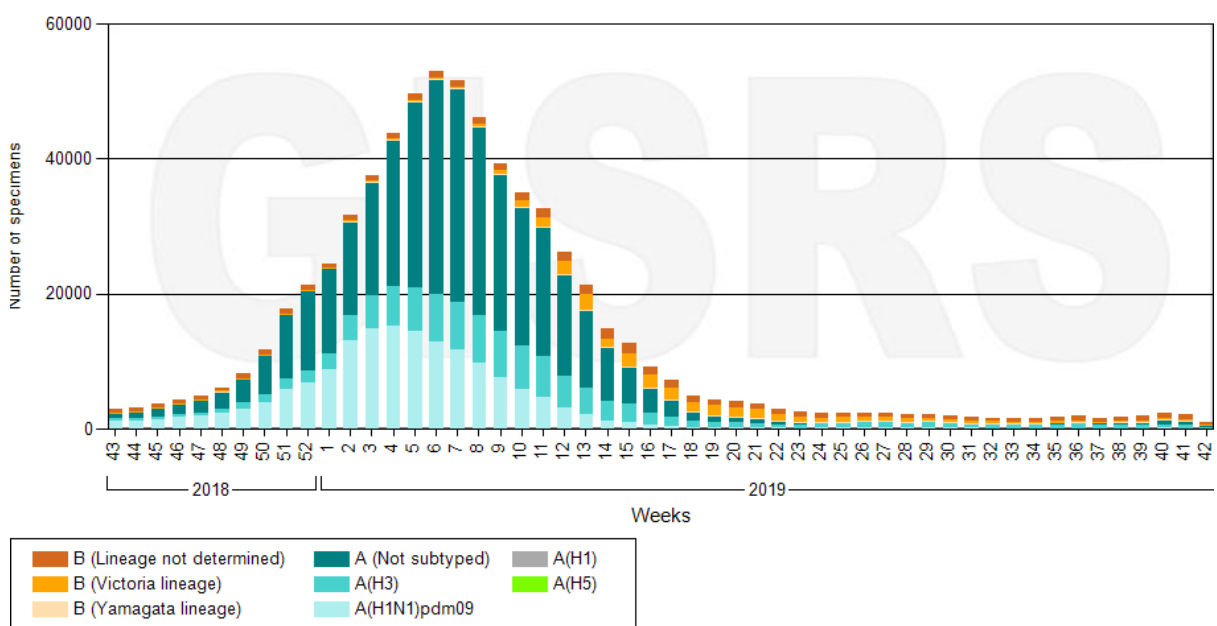
For more detailed information, see the Influenza reports from WHO Regional Offices:

- WHO Region of the Americas (AMRO): www.paho.org/influenzareports
- WHO Eastern Mediterranean Region (EMRO): <http://www.emro.who.int/health-topics/influenza/situation-update.html>
- WHO European Region (EURO): www.flunewseurope.org/
- WHO Western Pacific Region (WPRO): www.wpro.who.int/emerging_diseases/Influenza/en/

Countries in the temperate zone of the northern hemisphere

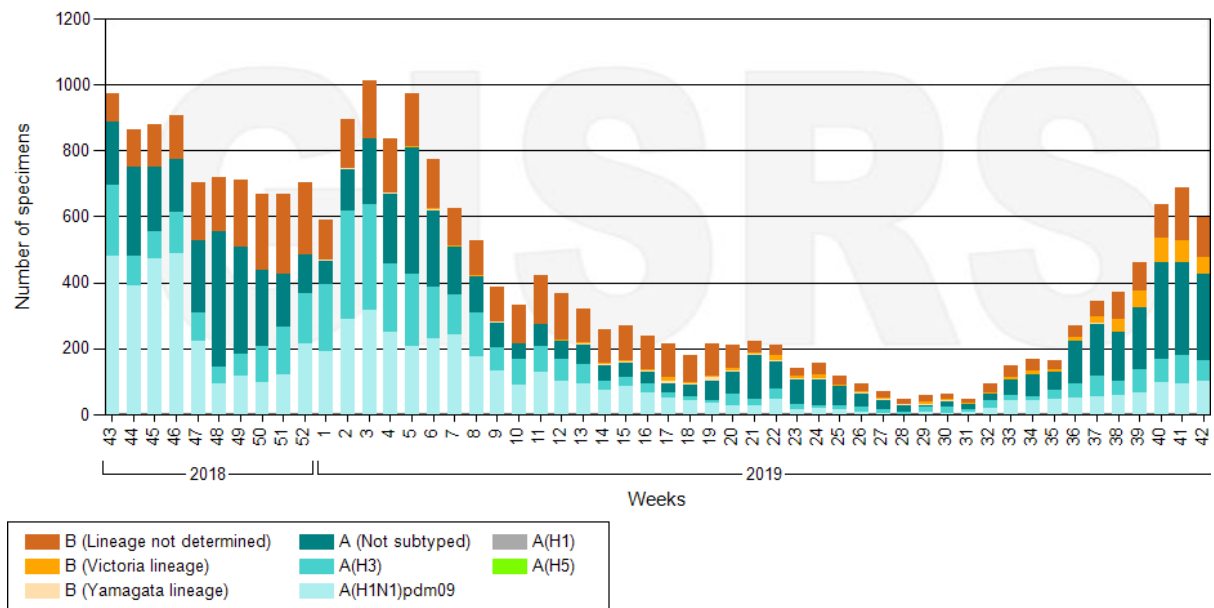
- In the temperate zone of the northern hemisphere, influenza activity remained at inter-seasonal levels in most countries.
- In Western Asia, influenza activity continued to increase across the countries of the Arabian Peninsula, with influenza A(H3N2) viruses predominating in Qatar and all seasonal influenza subtypes co-circulating in Kuwait and Oman.

Number of specimens positive for influenza by subtype in the northern hemisphere



Data source: FluNet (www.who.int/flunet). Global Influenza Surveillance and Response System (GISRS)
 Data generated on 24/10/2019

Number of specimens positive for influenza by subtype in Western Asia



Data source: FluNet (www.who.int/flu-net). Global Influenza Surveillance and Response System (GISRS)
Data generated on 24/10/2019

Countries in the tropical zone

Tropical countries of Central America, the Caribbean and South America

- In the Caribbean countries, influenza activity remained low overall. In Central American countries, influenza activity continued to increase in El Salvador and Nicaragua, with influenza A(H1N1)pdm09 and A(H3N2) predominately detected, respectively.
- In the tropical countries of South America, influenza activity was low in general among those countries reporting data for this period.

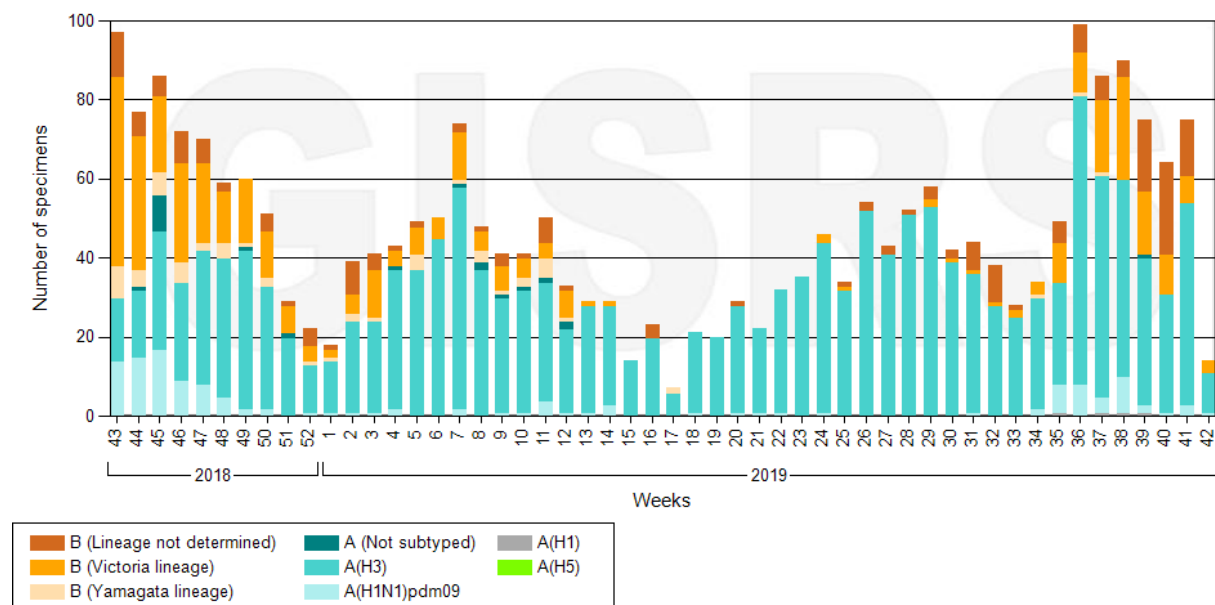
Tropical Africa

- In Western Africa, influenza activity remained elevated in most reporting countries. Increased influenza virus detections continued to be reported in Côte d'Ivoire [influenza A(H3N2) and B/Victoria lineage], Guinea (influenza B/Victoria lineage), Mauritania (all seasonal influenza subtypes), and Niger [influenza A(H3N2)]. Influenza-like illness (ILI) activity appeared to decrease in Senegal. Influenza activity remained elevated in Togo with increased number of severe acute respiratory infection (SARI) cases and detections of influenza A(H3N2) and B viruses.
- In Middle Africa, influenza detections of predominantly influenza B/Victoria lineage and influenza A(H1N1)pdm09 were reported in Cameroon and South Sudan, respectively.
- In Eastern Africa, influenza detections were low across reporting countries. A slight increase of influenza A(H1N1)pdm09 virus detections were reported in Kenya. In the French island La Réunion ILI consultations remained elevated with influenza A(H1N1)pdm09 virus most frequently detected.

Tropical Asia

- In Southern Asia, influenza detections were low across reporting countries. In Bhutan, influenza percent positivity continued to decrease and returned below national baseline. Detections of influenza A(H3N2) and B/Victoria lineage viruses were low. In Nepal, influenza detections appeared to decrease, though ILI and SARI were reported at high levels.
- In South East Asia, influenza activity was reported in some countries. In recent weeks, influenza activity increased in Lao PDR and the Philippines, with detections of predominately influenza B/Victoria-lineage in the former and influenza A(H3N2) viruses in the latter. In Indonesia, ILI levels increased in recent weeks but there was no reporting for influenza virus detections.

Number of specimens positive for influenza by subtype in Western Africa

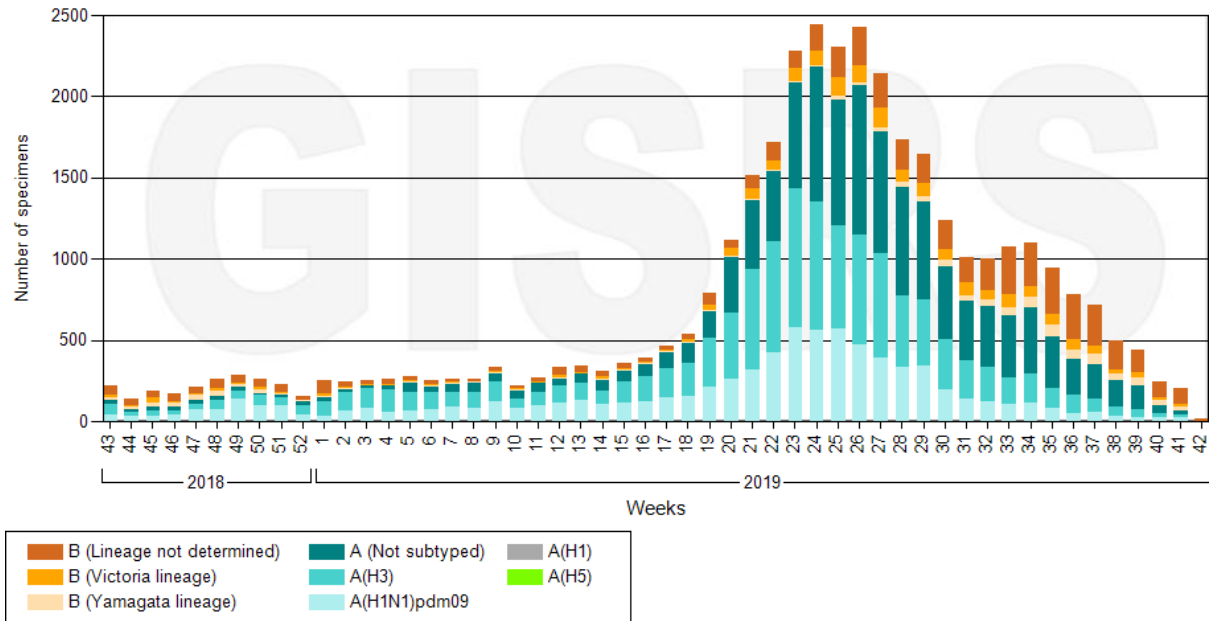


Data source: FluNet (www.who.int/flu-net). Global Influenza Surveillance and Response System (GISRS)
Data generated on 24/10/2019

Countries in the temperate zone of the southern hemisphere

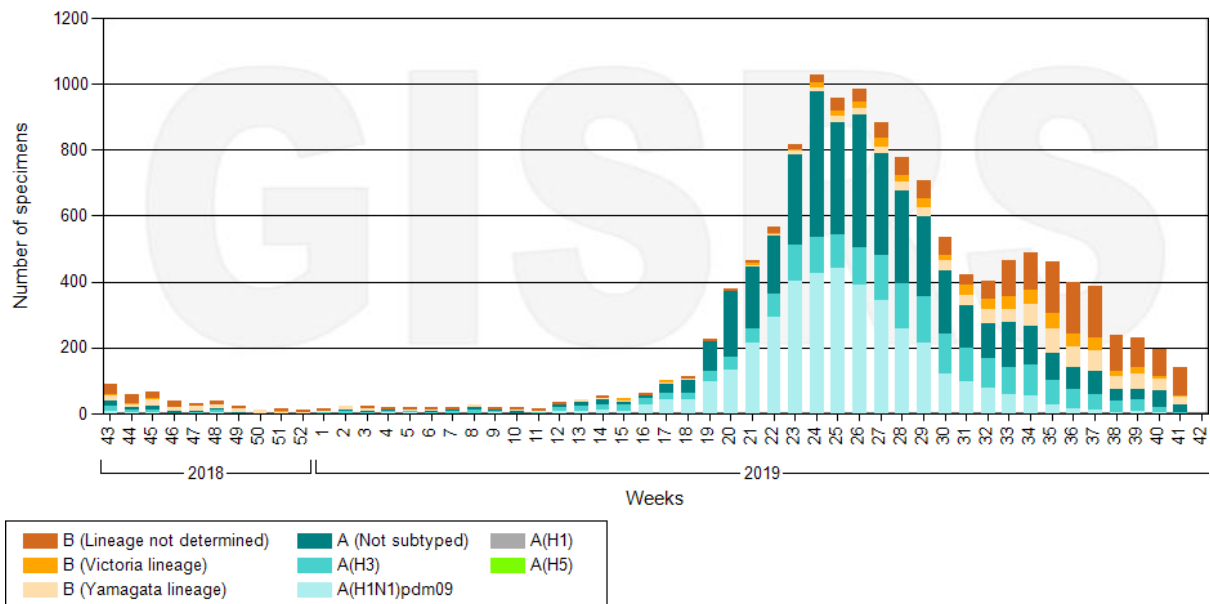
- In the temperate zones of the southern hemisphere, influenza activity continued to decrease overall.
- In Oceania, influenza activity was low. In Australia ILI and weekly notifications of laboratory confirmed influenza are further decreasing but not yet at inter-seasonal levels.
- In South Africa, influenza and ILI activity remained below seasonal threshold.
- In temperate South America, influenza activity was low in most countries. In Chile, influenza activity of predominately B viruses continued to be reported, though decreased.

Number of specimens positive for influenza by subtype in southern hemisphere



Data source: FluNet (www.who.int/fluinet). Global Influenza Surveillance and Response System (GISRS)
Data generated on 24/10/2019

Number of specimens positive for influenza by subtype in temperate South America



Data source: FluNet (www.who.int/fluinet). Global Influenza Surveillance and Response System (GISRS)
Data generated on 24/10/2019

Sources of data

The Global Influenza Programme monitors influenza activity worldwide and publishes an update every two weeks. The updates are based on available epidemiological and virological data sources, including FluNet (reported by the WHO Global Influenza Surveillance and Response System) FluID (epidemiological data reported by national focal points) and influenza reports from WHO Regional Offices and Member States. Completeness can vary among updates due to availability and quality of data available at the time when the update is developed.

Seasonal influenza reviews:

A review of the 2018–2019 influenza season in the northern hemisphere, was published in August 2019 and can be found here: <https://apps.who.int/iris/bitstream/handle/10665/326242/WER9432-en-fr.pdf>

Epidemiological Influenza updates:

http://www.who.int/influenza/surveillance_monitoring/updates/latest_update_GIP_surveillance

Epidemiological Influenza updates archives 2015:

http://www.who.int/influenza/surveillance_monitoring/updates/GIP_surveillance_2015_archives

Virological surveillance updates:

http://www.who.int/influenza/gisrs_laboratory/updates/summaryreport

Virological surveillance updates archives:

http://www.who.int/influenza/gisrs_laboratory/updates/

Contact : fluupdate@who.int