

Holly Dwarf Burford

ilex cornuta 'Burfordii Nana'



Holly Dwarf Burford potted

As a smaller cultivar of the Burford Holly, the Dwarf Burford differentiates itself from its parent by having a slower growth rate, a smaller mature height, a more round silhouette and less berries. It is a favored evergreen shrub due to its glossy, deep green leaves and attractive and dense habit of growth. The Dwarf Burford Holly has an exceptional adaptability to many soil and climate conditions and is very easy to grow once it is established. It produces clusters of fragrant white flowers in the spring time. Beginning late summer, berry-like fruits emerge, turning a beautiful red color by the fall that endure into the winter.

This shrub is well suited for low-maintenance hedging and foundation planting since it does not require pruning as often as its other alternatives. It is both drought and flood tolerant, not bothered by many pests and diseases. It does best in full sun, but can be planted in partial shade – however it will not berry as much there as it would in full sun.

The fruit of the Dwarf Burford Holly are an important food for many birds which will eat the berries in late winter after they have softened. Some of those birds include robins, cardinals, sparrows and mockingbirds. It is also a favorite nesting site for cardinals and chipping sparrows.



Holly Dwarf Burford berries



Holly Dwarf Burford flowers

Holly Dwarf Burford

ilex cornuta 'Burfordii Nana'



Common Names:

Burfordi, Burford

Native Origin :

Eastern Asia

Environment:

Soil: loam, clay

Exposure: full sun to partial shade

Description:

Hardy Range: 7 - 9

Mature Height: 5 - 8'

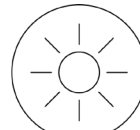
Mature Spread: 5 - 8'

Growth Rate: slow

Growth Habit: round

Ornamental Characteristics:

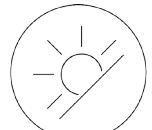
New growth on a Dwarf Burford Holly is a bright, glossy green that contrasts with the deep emerald green of mature foliage, adding dimension to landscapes. Their evergreen foliage is punctuated by fragrant white flowers in spring and large, red berries in fall and winter.



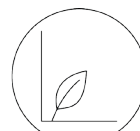
Full Sun



Low drought tolerance



Partial Shade



Slow growth

Holly Dwarf Burford in the landscape