

Title	Inventory of Zoological Type Specimens in the Museum of the Seto Marine Biological Laboratory
Author(s)	Harada, Eiji
Citation	PUBLICATIONS OF THE SETO MARINE BIOLOGICAL LABORATORY (1991), 35(1-3): 171-233
Issue Date	1991-03-31
URL	http://hdl.handle.net/2433/176171
Right	
Type	Departmental Bulletin Paper
Textversion	publisher

Inventory of Zoological Type Specimens in the Museum of the Seto Marine Biological Laboratory

EIJI HARADA

Seto Marine Biological Laboratory

With 3 Text-figures

The present list is compiled to afford information on the animal type specimens stored in the Seto Marine Biological Laboratory, Kyoto University, which are currently referred to in the descriptive papers with their registration number of 'SMBL Type.' The specimens are described in alphabetical order of their published species name for respective classes, or respective orders of some classes, and the particulars given following it include: the SMBL Type No., the status of the specimen, the number of specimens preserved, the state of specimens, the species name, the locality and habitat, the date of collection, the name of the collector, additional remarks, and the publication in which the original description was given.

The Laboratory holds in its museum type specimens, which were deposited directly by the authors or were donated from other institutions. They are labelled and registered on filing cards as "TYPE." The entered records and existent conditions of all these type specimens were recently scrutinized and were noted down for each specimen. For confirmation, the original description of each species was also studied, together with other publications that dealt with the specimens concerned. This study revealed, however, that some of the specimens kept as "TYPE" were not nomenclatural types of any kind and many of the specimens had no specified designation of the type status. On the other hand, some unregistered specimens were found with the indication "TYPE" on their label. The records and published descriptions of these specimens were also similarly investigated, and the specimens were newly placed into the collection of type specimens of the Laboratory, being given a SMBL type number.

Although some of the specimens may not deserve the status as a nomenclatural type, all the specimens designated as "TYPE" on the labels are included in the present list. Six specimens are, however, excluded. Descriptions of four of them do not appear to have been published, and it seems wise to omit them to avoid unnecessary nomenclatural confusion. They are No. 70 (*Botryllus intermedium* Tokioka), No. 259 (*Paraspongodes tropica* Utinomi), No. 260 (*Paraspongodes shiraii* Utinomi) and No. 261 (*Scytalium shepherdii* Utinomi). Other two, No. 208 (*Lithoglyptes calcaratus* Tomlinson) and No. 267 (*Asterospicularia randalli* Gavel), can not be confirmed of their original and relevant descriptions.

In the present list, the species name, the status, the locality and habitat, the date of collection and the name of the collector are transcribed exactly as indicated on the label attached to the specimen. When there is a label in the container, records noted on it are primarily cited. Only when the records on the inside label are lacking some particulars, or the label itself is absent, are the records on the outside label cited. Most of the oldest specimens do not have an inside label.

The expression of the status as "Type" in the present list simply means that "TYPE" is printed on the specimen label and there is no designation of the particular type status. Consequently, it is not exactly in the same sense as stated in the International Code of Zoological Nomenclature, Third Edition, 1985. Only for those specimens which are apparently nothing to do with the nomenclatural type, the indication of "non-type" is entered in square brackets, e.g. "Paratype [non-type]." The statement of "additional," similarly placed in square brackets, is provided, if the specimens are so referred to in the original description, e.g. "Type [additional]."

For a number of specimens, the locality is expressed very briefly on the label and its identity may be uncertain. For example, "Seto" means the local area in the vicinity of the Laboratory, now a part of the town of Shirahama (or Sirahama) on the southwest coast of Kii Peninsula of Honshu main island, in all instances in the present collection. However, "Seto" is a common place-name in Japan, and just "Seto" cannot necessarily be understood as indicating the area stated above. "Shirahama" is also a name of a town encountered in many coastal areas. Likewise, "Misaki" for the present specimens denotes an area in southern Miura Peninsula, where the marine biological station of the University of Tokyo is situated, but may not be so in other collections. To help identification of sources of material, major and frequent localities in Japanese waters, referred to in the present collection, are shown on the maps in Figs. 1-3.

The date of collection on the label is stated in various ways, and it is expressed in this list in the uniform style of "YYYY-MM-DD"; for example, "1922-07-28" stands for July 28th, 1922, and "1922" means that only the year was recorded. In instances where no date of collection and collector's name are given, "unstated" is entered in square brackets in the appropriate place. If there is any other note related to collection, it is recorded in the place of the remarks, such as "Hiro-coll." (meaning the collection of F. Hiro, later the late Professor H. Utinomi).

There are several specimens which are missing from our holding. They are indicated as "missing" for the state of specimens. For some of them their container and label are also missing, and no records attributed to the specimen are available. For these specimens, the descriptions on the filing card or the original description are cited in square brackets.

In the remarks are included other notes that appear on the label, which denote the former institution where the specimens were retained, their registered number, etc. Where errors were discovered in the records, it was considered necessary to make additional comments which are also placed in square brackets.

It should be noted that much more detailed records of the specimens are supplied for many of them in the published original description of each species. For the sake of brevity, these detailed records are not included and are left for consultation by the readers. Some of these published records are slightly different from those on the label.

For the preparation of the present list, I am much indebted to Mr. T. Imaoka for his assistance and to the late Dr. T. Itô for his advice. This work is partly supported by the grant-in-aid of the Ministry of Education, Sciences and Culture, No. A-234067.

List of SMBL Type Specimens

Entries:

Published species name.

SMBL Type No. (#). Status. Number of specimens; their state.

Species name printed on the label.

Locality and habitat. Date of collection. Name of collector.

Remarks (*), if any.

Publication and page in which the original description appeared.

Phylum PORIFERA

Class CALCAREA

Grantessa bifida TANITA, 1943

#63. Type. ?; ?, missing.

[*Grantesa bifida* Tanita] [sic]

[Tôshima]. [1928-04-06]. [unstated].

Sci. Rept. Tohoku Imp. Univ. (Biol.), 17(4), p. 417.

Phylum CNIDARIA

Class HYDROZOA

Stylactis carcinicola HIRO, 1939

#54. Type. Many; alcohol, dried.

Stylactis carcinicola Hiro

Off Tonda, on abdomen of giant crab. 1938. [unstated].

Annot. Zool. Japon., 18(3), p. 167.

Class ANTHOZOA

Alcyonium okinawanum UTINOMI, 1976

#268. Holotype. 1 colony; alcohol, good.

- Alcyonium okinawanum* Utinomi (n. sp.)
Nagusuku, Okinawa; no. 11. 1962-04-05. Kiyoshi Yamazato.
*Yamazato-Minei Collection; Al. flaccidum Tixier-Durivult.
Publ. Seto Mar. Biol. Lab., 23(3/5), p. 196.
- Alcyonium robustum* UTINOMI, 1976
#249. Holotype. 1 colony; alcohol, good.
Alcyonium robustum, n. sp.
Off Minabe, Kii, 120-125 m deep; by lobster net. 1973-04-03. T. Yamamoto.
Publ. Seto Mar. Biol. Lab., 23(3/5), p. 193.
- Anthelia tosana* UTINOMI, 1958
#167. Type [Holotype]. 1 colony; alcohol, bad.
Anthelia tosana Utinomi
Tosa Bay (by trawls). [unstated]. Dr. Kamohara.
* (Paratype) [crossed].
Publ. Seto Mar. Biol. Lab., 7(1), p. 98.
- Asterospicularia laurae* UTINOMI, 1951
#65. Type. 1 colony; alcohol, good.
Asterospicularia laurae Utinomi
Daijubo, Formosa. 1938-06-14. [unstated].
Pac. Sci., 5(2), p. 190.
- Bellonella granulata* GRAY, 1862
#169a. Type [a part]. Spicules; mounted, not good.
Bellonella granulata Gray
[unstated]. [unstated]. [unstated].
* Anthostele. 48.
Proc. Sci. Meetings of the Zool. Soc. London, Year 1862, p. 37.
- Bellonella granulata* GRAY, 1862
#169b. Type [a part]. Stem spicules; mounted, not good.
Bellonella granulata Gray
Bellona reefs, 17 fms. [unstated]. [unstated].
* Figd. by Gray. P.Z.S. 1962. p. 34. Purchd. of Mr. Warwik. 1935.8.16.1.
Proc. Sci. Meetings of the Zool. Soc. London, Year 1862, p. 37.
- Bellonella sibogae* UTINOMI, 1957
#166. Type [Holotype]. 1 colony; alcohol, good.
Bellonella sibogae Utinomi
Tosa Bay, by trawl. 1953. T. Kamohara.
Publ. Seto Mar. Biol. Lab., 6(2), p. 164.
- Cereopsis bocagei* KENT, 1870
#170. Type [Holotype, a part]. Parts; alcohol, good.
Cereopsis bocagei (Kent) W. et S.
Challenger Exp., West of Azores. [unstated]. [unstated].
* Part of the type specimen. Presented by British Mus. (N.H.).

- Quart. Journ. Microscop. Sci., New Ser., 10, p. 398.
- Clavularia multispiculosa* UTINOMI, 1955
 #147. Holotype [a part]. Parts; alcohol, good.
Clavularia multispiculosa Utinomi
 2-3 miles off W. Zyogashima. 1935-08-19. [unstated].
 * T. No. 199 on *Herdmania inomus*. Imp. H.B.L. coll.
 Jap. Journ. Zool., 11(3), p. 129.
- Clavularia racemosa* UTINOMI, 1950
 #66. Type. Many; alcohol, good.
Clavularia racemosa Utinomi
 Seto, in tide pools. 1949-04-20. [unstated].
 Annot. Zool. Japon., 24(1), p. 38.
- Clavularia spongicola* UTINOMI, 1955
 #145. Holotype [a part]. Parts; alcohol, good.
Clavularia spongicola Utinomi
 Kasazima, Sagami, 2-4 fms.. 1949-08-04. [unstated].
 * a scrap of holotype; Sp. No. 310. Imp. H.B.L. coll. [with #145x].
 Jap. Journ. Zool., 11(3), p. 127.
- Clavularia spongicola* UTINOMI, 1955
 #145x. Type [Paratype?]. 1 colony; alcohol, good.
Clavularia spongicola
 Amadaiba, 78 m. 1951-03-18. [unstated].
 * Collection of his Majesty the Emperor. [in the bottle of #145].
 Jap. Journ. Zool., 11(3), p. 127.
- Clavularia spongicola* UTINOMI, 1955
 #146. Paratype. ?; ?, missing.
 [*Clavularia spongicola* Utinomi]
 [Moroiso, Sagami Bay, embedded in a tetraxon sponge]. [1949-08-22].
 [unstated].
 * Imp. Household Biol. Lab. coll. [Sp. No. 314].
 Jap. Journ. Zool., 11(3), p. 127.
- Cornularia sagamiensis* UTINOMI, 1955
 #144. Holotype [a part]. Parts; alcohol, good.
Cornularia sagamiensis UTINOMI
 Koiso, Hayama. 1949-02-18. Imp. H.B.L.
 * Scrap of Holotype; No. 342. Imp. H.B.L. coll.
 Jap. Journ. Zool., 11(3), p. 121.
- Eunephthya fusca* WRIGHT & STUDER, 1889
 #173. Type [Holotype, a part]. A part; alcohol, dried.
Eunephthya fusca W. & S.
 Challenger St. 163A. 1890. [unstated].
 * Part of the type specimen. Presented by Brit. Mus. (N.H.) 1956.
 Rept. Sci. Res. Voy. H.M.S. Challenger, Zool., 31, p. 190.

Filigorgia rioudouroi STIASNY, 1937

#192a. Paratype. 1 colony; alcohol, dried.

Filigorgia rioudouri Stiasny [sic]

Rio d'Ouro. 1937-07-14. F.P. Vermeulen.

* Rijksmuseum van Natuurlijke Historie, Leiden, 494.

Temminckia, 2, p. 307.

Filigorgia rioudouroi STIASNY, 1937

#192b. Type. 1 colony; alcohol, dried.

Filigorgia rioudouroi Stiasny

Rio d'Ouro, West Africa. 1906. Vermeulen.

* Zool. Museum, Amsterdam.

Temminckia, 2, p. 307.

Filigorgia saharensis STIASNY, 1939

#191a. Type. 1 colony; alcohol, dried.

Filigorgia saharensis Stiasny

Rio d'Ouro. 1937-07-14. F.P. Vermeulen.

* Rijksmuseum van Natuurlijke Historie, Leiden, 493.

Revue du Zoologie et Botanique Africaines, 32(3/4), p. 304.

Filigorgia saharensis STIASNY, 1939

#191b. Type. 1 colony; alcohol, dried.

Filigorgia saharensis Stiasny

Rio d'Ouro, West Africa. 1906. Vermeulen.

* Zool. Museum, Amsterdam.

Revue du Zoologie et Botanique Africaines, 32(3/4), p. 304.

Mircospicularia sphaeroides UTINOMI, 1953

#126. Holotype. 1 colony; alcohol, good.

Mircospicularia sphaeroides Utinomi

Tokara-zima. 1953-05. Tokioka.

Publ. Seto Mar. Biol. Lab., 3(2), p. 157.

Minabea ozakii UTINOMI, 1957

#163. Holotype. ?; ?, missing.

[*Minabea ozakii* Utinomi]

[SW off Mibabe, Kii, about 250 m, by trawler]. [1950-03]. [unstated].

Jour. Fac. Sci. Hokkaido Univ., Ser. VI, Zool., 13, p. 139.

Muricella magna UTINOMI, 1961

#185. Type. 1 colony; alcohol, good.

Muricella magna Utinomi

Off Minabe, 100-200 m. 1944-03. S. Sakaguchi (Kaium-maru).

* Off Tanabe Bay, VIII-1949 [on the label inside, erroneous?].

Publ. Seto Mar. Biol. Lab., 9(1), p. 207.

Nidalia occidentalis GRAY, 1835

#168. Holotype [a part]. Parts; alcohol, good.

Nidalia occidentalis Gray

Montserrat, West Indies. [unstated]. [unstated].

* Part of the type specimen; Presented by Brit. Mus. (N.H.).

Proc. Zool. Soc. London, Part III, 1835, p. 59.

[Redescription: Utinomi, H., 1958, Bull. Brit. Mus. (Nat. Hist.), Zool., 5(5), p. 102].

Paranephthya capitulifera WRIGHT & STUDER, 1889

#171. Type [Holotype, a part]. A part; alcohol, good.

Paranephthya capitulifera W. et S.

Samboanga, Challenger Exped. 1890-04. [unstated].

* Part of the type specimen. Presented by Brit. Mus. (N.H.).

Rept. Sci. Res. Voy. H.M.S. Challenger, Zool., 31, p. 227.

Parerythropodium hicksoni UTINOMI, 1971

#232. Paratype. 2 colonies; alcohol, dried.

Parerythropodium hicksoni Utinomi

Port Phillip Bay Area 3, Melbourne. 1960-09-11. Pope Macferson.

Mem. Nat. Mus. Victoria, 32, p. 8.

Scleronephthya pustulosa WRIGHT & STUDER, 1889

#172. Type [Holotype, a part]. A part; alcohol, good.

Scleronephthya pustulosa W. & S.

Challenger St. 208. [unstated]. [unstated].

* Part of the type specimen. Presented by Brit. Mus. (N.H.).

Rept. Sci. Res. Voy. H.M.S. Challenger, Zoology, 31, p. 229.

Siphonogorgia alba UTINOMI, 1960

#184. Type [Holotype]. 1 colony; alcohol, good.

Siphonogorgia alba Utinomi

Kirime-zaki; "ebi-ami" (gill-net). 1957-04-02. M. Ozaki.

Publ. Seto Mar. Biol. Lab., 8(1), p. 16.

Spongodes spicata WRIGHT & STUDER, 1889

#174. Type [Holotype, a part]. A part; alcohol, good.

Spongodes spicata W. S.

Zebu, Philippines. Challenger St. 1873-76. [unstated].

* Part of the type specimen. Presented by Brit. Mus. (N.H.) 1956.

Rept. Sci. Res. Voy. H.M.S. Challenger, Zool., 31, p. 171.

Taiaroa tauhou BAYER & MUZIK, 1976

#269. Paratype. 2; alcohol, good.

Taiaroa tauhou Bayer & Muzik MS

Papanui Canyon, off Otago Peninsula, South Island, N. Z., 45°15' South, 171°

01' East, 420-320 m, Sta. Mu74-92. 1974-03-24. [unstated].

* United States National Museum Smithsonian Institution Acc. No. 319553.

Journ. Roy. Soc. New Zealand, 6(4), p. 500.

Taiaroa tauhou BAYER & MUZIK, 1976

#270. Paratype. 2; alcohol, good.

Taiaroa tauhou Bayer & Muzik MS

Taiaroa Canyon, off Otago Peninsula, South Island, N. Z., 45°46' South, 171° 05' East, 660–600 m, Sta. Mu74–95. 1974–03–25. [unstated].

* United States National Museum Smithsonian Institution Acc. No. 319553.
Journ. Roy. Soc. New Zealand, 6(4), p. 500.

Telesto setoutiana UTINOMI, 1973

#238. Holotype. 1 colony; alcohol, good.

Telesto setoutiana Utinomi

Kannonbana, Mukai-sima, near low tide mark. 1971–11–05. T. Hoshino.
Publ. Seto Mar. Biol. Lab., 20, p. 146.

Telesto setoutiana UTINOMI, 1973

#242. Paratype. 1 colony; alcohol, dried.

Telesto setoutiana Utinomi

Siraishi, SE of Mukai-shima. 1969–08–27. Sh. Fuse.

* Paratype B.

Publ. Seto Mar. Biol. Lab., 20, p. 146.

Telesto setoutiana UTINOMI, 1973

#243. Paratype. 3 colonies; alcohol, good.

Telesto setoutiana Utinomi

Onomiti Pier, Hiroshima-ken. 1950–10–27. Akihiko Inaba.

* Paratype D.

Publ. Seto Mar. Biol. Lab., 20, p. 146.

Umbellulifera petasites THOMSON & DEAN, 1931

#351. Type. Parts; alcohol, good.

Umbellulifera petasites Thomson et Dean

Bay of Labuan Tring, Siboga-Expeditie Stat. 19. [unstated]. [unstated].

* Siboga-Expeditie.

Siboga-Expeditie, XIIIId, p. 82.

Xenia fimbriata UTINOMI, 1955

#155. Type [a part]. 4 polyps; alcohol, good.

Xenia fimbriata Utinomi

Tuya-sima, Kushimoto, Kii. 1929–06–03. [unstated].

* Polyps from Holotype (Imp. B.L.).

Publ. Seto Mar. Biol. Lab., 4(2/3), p. 265.

Xenia kusimotoensis UTINOMI, 1955

#156. Type [a part]. 10 polyps; alcohol, good.

Xenia kusimotoensis Utinomi

Tuya-shima, Kushimoto, Kii. 1929–06–03. [unstated].

* Polyps from Holotype (Imp. B.L.).

Publ. Seto Mar. Biol. Lab., 4(2/3), p. 263.

Phylum CTENOPHORA

Class TENTACULATA

Bolinopsis rubripunctata TOKIOKA, 1964

#287. Holotype. 1; formalin, broken.

Bolinopsis rubripunctata n. sp. Tokioka

Seto, Sirahama. 1964-01-06. Tokioka.

* Tentacular apparatus preserved.

Publ. Seto Mar. Biol. Lab., 12(1), p. 94.

Phylum PLATYHELMINTHES

Class TURBELLARIA

Pseudoceros exoptatus KATO, 1938

#121. Topotype [non-type]. 5; alcohol, good.

Pseudoceros exoptatus Kato 1938

Seto, from *Bugula neritina*. 1953-03-25. [unstated].

Jap. Journ. Zool., 7(4), p. 587.

Phylum NEMERTINEA

Class ANOPLA

Lineus nigrostriatus IWATA, 1954

#151. Holotype. ?; ?, missing.

Lineus nigrostriatus Iwata

Nakanosima, Tokara Islands. 1953-06. T. Tokioka.

Publ. Seto Mar. Biol. Lab., 4(1), p. 30.

Phylum ASCHELMINTHES

Class NEMATODA

Anticoma elegans YOSHIMURA, 1980

#320. Holotype. 1; mounted, good.

Anticoma elegans

North shore of S.M.B.L., Shirahama, fine sand in 2 m water. 1977-04-12.

K. Yoshimura.

Publ. Seto Mar. Biol. Lab., 25(1/4), p. 44.

Eurystomina indica YOSHIMURA, 1980

#321. Holotype & Allotype. 1+1; mounted each on a slide, good.

Eurystomina indica

Kuro-shima Island, Ryukyu, fine sand exposed at low tide. 1977-08-14.

Katsuki Yoshimura.

Publ. Seto. Mar. Biol. Lab., 25(5/6), p. 376.

Eurystomina pareurylaima YOSHIMURA, 1980

#323. Holotype. 1; mounted, good.

Eurystomina pareurylaima

Mouth of Nakama River, Iriomote-jima, Ryukyu, fine sand. 1977-08-12.

Katsuki Yoshimura.

Publ. Seto Mar. Biol. Lab., 25(5/6), p. 380.

Eurystomina parva YOSHIMURA, 1980

#322. Holotype. 1; mounted, good.

Eurystomina parva

Kuro-shima Island, Ryukyu, sea weed in 1 m water. 1977-08-14. Katsuki

Yoshimura.

Publ. Seto Mar. Biol. Lab., 25(5/6), p. 378.

Eurystomina setosa YOSHIMURA, 1980

#324. Holotype. 1; mounted, good.

Eurystomina setosa

North shore of S.M.B.L., Shirahama, fine sand in 2 m water. 1977-04-12.

Katsuki Yoshimura.

Publ. Seto Mar. Biol. Lab., 25(5/6), p. 383.

Monhystrium brevis YOSHIMURA, 1990

#349. Holotype. 1; mounted, good.

Monhystrium brevis n. sp. (Yoshimura)

Near the mouth of Koto River in Ube, Yamaguchi Pref., gill chamber of adult

Chiromantes haematocheir. 1988-05-28. K. Yoshimura.

Zool. Sci., 7, p. 758.

Monhystrium brevis YOSHIMURA, 1990

#350. Allotype. 1; mounted, good.

Monhystrium brevis n. sp. (Yoshimura)

Near the mouth of Koto River in Ube, Yamaguchi Pref., gill chamber of adult

Chiromantes haematocheir. 1988-05-28. K. Yoshimura.

Zool. Sci., 7, p. 758.

Monhystrium tenuis YOSHIMURA, 1990

#347. Holotype. 1; mounted, good.

Monhystrium tenuis n. sp. (Yoshimura)

3.9 km from the mouth of Koto River, Ube, Yamaguchi Pref., gill chamber of

adult *Parasesarma erythroedactylum*. 1988-08-10. K. Yoshimura

Zool. Sci., 7, p. 756.

Monhystrium tenuis YOSHIMURA, 1990

#348. Allotype. 1; mounted, good.

Monhystrium tenuis n. sp. (Yoshimura)

3.9 km from the mouth of Koto River, Ube, Yamaguchi Pref., gill chamber of

adult *Parasesarma erythroedactylum*. 1988-08-10. K. Yoshimura.

Zool. Sci., 7, p. 756.

Phylum MOLLUSCA

Class GASTROPODA

Capulus tosaensis OTUKA, 1939

#329. Holotype. 1; dried, good.

Capulus tosaensis Otuka

Off Tosa. 150 fathoms. [unstated]. [unstated].

* 1474 [collected by T. Yamamoto].

Venus, 9(2), p. 93.

Chelidonura fulvipunctata BABA, 1938

#117. Topotype [non-type]. 1; alcohol, shrunken.

Chelidonura fulvipunctata Baba

Seto. 1952-04-26. H. Utin.

Journ. Dept. Agric., Kyusyu Imp. Univ., 6(1), p. 3.

Glossodoris setoensis BABA, 1938

#64. Topotype [non-type]. 1; alcohol, bad.

Glossodoris setoensis Baba

Ezura. 1951-03-25. Yam.

Journ. Dept. Agric., Kyusyu Imp. Univ., 6(1), p. 12.

Lamellaria utinomii Iw. TAKI, 1972

#237a. Holotype. 1(body); alcohol, dried.

Lamellaria utinomii Iw. Taki

Tôshima, Seto, Kii Prov. 1960-08-09. Tadashi Matsuoka.

Publ. Seto Mar. Biol. Lab., 21(1), p. 1.

Lamellaria utinomii Iw. TAKI, 1972

#237b. Holotype. 1(shell); dry, good.

Lamellaria utinomii Iw. Taki

Tôshima, Seto, Kii Prov. 1960-08-09. Tadashi Matsuoka.

Publ. Seto Mar. Biol. Lab., 21(1), p. 1.

Notarchus indicus armatus BABA, 1938

#143. Paratype [non-type]. 1; alcohol, good.

Notarchus (Notarchus) indicus armatus Baba

Seto. 1954. [unstated].

Journ. Dept. Agric., Kyusyu Imp. Univ., 6(1), p. 4.

Primovula (Primovula) tigris YAMAMOTO, 1971

#328. Holotype. 1(shell); dry, good.

Primovula (Primovula) tigris T. Yamamoto (n. sp.)

Off Yusaki, Shirahama. 17 m deep. 1961-03-31. Yamamoto.

Publ. Seto Mar. Biol. Lab., 19(4), p. 191.

Phylum ANNELIDA

Class POLYCHAETA

Haplosyllis anthogorgicola UTINOMI, 1956

#161. Type. Many; alcohol, good.

Syllis (Haplosyllis) anthogorgicola UtinomiSeto, ass. with *Anthogorgia bocki*. 1955-01-18. [unstated].

Publ. Seto Mar. Biol. Lab., 5(2), p. 247.

Pisione crassa YAMANISHI, 1976

#272. Holotype. 1; alcohol, good.

Pisione crassa

Senri-hama, Minabe. 1975-01-31. R. Yamanishi.

Publ. Seto Mar. Biol. Lab., 23(3/5), p. 372.

Pisione crassa YAMANISHI, 1976

#273. Paratype. 1; alcohol, good.

Pisione crassa

Senri-hama, Mibabe. 1975-02-13. R. Yamanishi.

* ["Seto, Shirahama" on outside label, erroneous?].

Publ. Seto Mar. Biol. Lab., 23(3/5), p. 372.

Pisione papillata YAMANISHI, 1976

#274. Holotype. 1; alcohol, good.

Pisione papillata

Honjima, Marugame. 1975-05-25. R. Yamanishi.

Publ. Seto Mar. Biol. Lab., 23(3/5), p. 376.

Pisione papillata YAMANISHI, 1976

#275. Paratype. 1; alcohol, good.

Pisione papillata

Hishio, Mukai-ijma. 1975-05-26. R. Yamanishi.

Publ. Seto Mar. Biol. Lab., 23(3/5), p. 376.

Pisionidens maturata YAMANISHI, 1976

#276. Holotype. 1; alcohol, good.

Pisionidens maturata

Seto, Shirahama. 1975-10-16. R. Yamanishi.

Publ. Seto Mar. Biol. Lab., 23(3/5), p. 380.

Pisionidens maturata YAMANISHI, 1976

#277. Paratype. 1; alcohol, good.

Pisionidens maturata

Seto, Shirahama. 1974-10-17. R. Yamanishi.

* [date erroneous? 1975-10-17 ?].

Publ. Seto Mar. Biol. Lab., 23(3/5), p. 380.

Saccocirrus labilis YAMANISHI, 1973

#244. Holotype. 1; mounted, good.

Saccocirrus labilis Yamanishi
Kashima Islet. 1972-06-15. R. Yamanishi.
Publ. Seto Mar. Biol. Lab., 21(2), p. 73.

Saccocirrus labilis YAMANISHI, 1973

#245. Allotype. 1; mounted, good.
Saccocirrus labilis Yamanishi
Kashima Islet. 1972-06-15. R. Yamanishi.
Publ. Seto Mar. Biol. Lab., 21(2), p. 73.

Phylum ARTHROPODA

Class ARACHNIDA

Desis japonica YAGINUMA, 1956

#162. Holotype. 1; alcohol, good.
Desis japonica Yaginuma
Yuzaki. 1954-09. H. Utinomi.
Publ. Seto Mar. Biol. Lab., 5(3), p. 364.

Class PYCNOGONIDA

Achelia kiiensis UTINOMI, 1951

#58. Type. 1; alcohol, good.
Achelia kiiensis Utinomi
Seto, S. of Tanabe Bay, by 'jibiki-ami' (shore trawl). 1928-04-15.
[unstated].
Publ. Seto Mar. Biol. Lab., 1(4), p. 161.

Achelia ohshimai UTINOMI, 1951

#124. Allotype. 1; alcohol, dried.
Achelia ohshimai Utinomi
Risiri Is., Hokkaido, on the base of Laminaria. 1952-08. F. Iwata.
Publ. Seto Mar. Biol. Lab., 1(4), p. 163.

Achelia ohshimai UTINOMI, 1951

#59. Type. 1; alcohol, good.
Achelia ohshimai Utinomi
Hatakezima shore. 1950-07-14. [unstated].
Publ. Seto Mar. Biol. Lab., 1(4), p. 163.

Achelia segmentata UTINOMI, 1954

#125. Paratype. 6; alcohol, dried.
Achelia segmentata Utinomi
Akkeshi. 1952-08. F. Iwata.
Publ. Akkeshi Mar. Biol. Sta., 3, p. 20.

Nymphon chaetochir UTINOMI, 1971

#234. Holotype & Paratype. 1+1; alcohol, good.

Nymphon chaetochir Utinomi

North of Chatham Is., 44°44.0'S, 175°42.0'E, 995–1110 m. 1968–07–16.

Keiji Baba.

Journ. Roy. Soc. New Zealand, 1(3/4), p. 197.

Nymphon falcatum UTINOMI, 1955

#159. Holotype & Paratype. 1+3; alcohol, broken.

Nymphon falcatum Utinomi

Off Miyazi, (St. 315). 1928–07–15. [unstated].

* [Holotype in a small vessel inside; Sôyô-maru Exped. Sta. 315, "Miyazi" erroneous].

Publ. Seto Mar. Biol. Lab., 5(1), p. 15.

Nymphon soyoi UTINOMI, 1955

#158. Holotype. 1; alcohol, broken.

Nymphon soyoi Utinomi

N of Noto Pen. (St. 558). 1930–07–22. [unstated].

Publ. Seto Mar. Biol. Lab., 5(1), p. 13.

Nymphon stocki UTINOMI, 1955

#157. Holotype. 1; alcohol, broken.

Nymphon stocki Utinomi

S. of Goto Is. (St. 435). 1929–07–18. [unstated].

Publ. Seto Mar. Biol. Lab., 5(1), p. 10.

Nymphonella tapetis OHSHIMA, 1927

#235. Lectotype [non-type]. 1+1(juv.); mounted, slightly damaged.

Nymphonella tapetis Ohshima

Najima, Fukuoka. 1926–04. H. Ohshima.

* Prof. Ohshima's preparats; presented by Dr. S. Miyake, Nov. 1960.

[Cover-slips lost, specimens transferred and preserved in alcohol]

Annot. Zool. Japon., 11(3), p. 262.

Phoxichilidum hokkaidoensis UTINOMI, 1954

#123. Paratype. Ca. 40; alcohol, dried.

Phoxichilidum hokkaidoensis Utinomi

Muroran. 1951–05–22. M. Yamada.

Publ. Akkeshi Mar. Biol. Sta., 3, p. 4.

Scipiolus spinosus UTINOMI, 1955

#160. Holotype. 1; alcohol, marred.

Scipiolus spinosus Utinomi

Suruga Bay (St. 284). 1928–07–04. [unstated].

Publ. Seto Mar. Biol. Lab., 5(1), p. 31.

Class CRUSTACEA

Order Copepoda

Colobomatus exilis IZAWA, 1974

#252. Holotype & Paratype. 1+4; alcohol, good.

Colobomatus exilis, n. sp.

Tanabe Bay, Host *Caprodon schlegeli* (Günther). 1972-01. Kunihiro Izawa.

Publ. Seto Mar. Biol. Lab., 21(5/6), p. 340.

Colobomatus fusiformis IZAWA, 1974

#253. Holotype & Paratype. 1+5; alcohol, good.

Colobomatus fusiformis, n. sp.

Aquarium of Seto Mar. Biol. Lab. (From Okinawa), Host *Heniochus monoceros*

Cuvier et Valenciennes. 1972-01. Kunihiro Izawa.

Publ. Seto Mar. Biol. Lab., 21(5/6), p. 341.

Colobomatus pupa IZAWA, 1974

#251. Holotype & Paratype. 1+10; alcohol, good.

Colobomatus pupa, n. sp.

Tanabe Bay, Host *Pseudupeneus spilurus* (Bleeker). 1971-11-28 /1972-01-29. Kunihiro Izawa.

Publ. Seto Mar. Biol. Lab., 21(5/6), p. 335.

Ichthyotaces pteroisicola SHIINO, 1932

#35. Type [?]. Several; formalin, good.

Ichthyotaces pteroisicola Shiino

Tosa Bay. [unstated]. Kamohara.

Annot. Zool. Japon., 13(4), p. 417.

Lernaenicus quadrilobatus YAMAGUTI & UTINOMI, 1953

#120. Type [Holotype]. 1; alcohol, good.

Lernaenicus quadrilobatus Yamaguti & Utinomi

Tanabe Bay, from *Diaphus coeruleus* Klunz. 1952-11-16. S. Ura.

Publ. Seto Mar. Biol. Lab., 3(1), p. 51.

Paramacrochiron japonicum HUMES, 1970

#236. Paratype. 3; alcohol, good.

Paramacrochiron japonicum Humes, 1970

Shirahama, Kii. 1969-11-19. T. Tokioka & S. Nishimura.

Publ. Seto Mar. Biol. Lab., 18(4), p. 223.

Sarcotaces japonicus IZAWA, 1974

#248. Holotype & Paratype. 1+9(5f+4m); alcohol, good.

Sarcotaces japonicus Izawa, 1973 [sic]

Tanabe Bay, Host: *Gymnothorax kidako*. 1972-01-11. [unstated].

Publ. Seto Mar. Biol. Lab., 21(3/4), p. 185.

Order Thecostraca

Acasta alcyonicola UTINOMI, 1953

#122a. Holotype. 1; alcohol, good.

Acasta alcyonicola UtinomiKushimoto, embedded in barren stalk of *Capnella* sp. 1952-01-29. T.
Yamamoto.

Mem. Coll. Sci., Univ. Kyoto, Ser. B, 20(3), p. 142.

Acasta alcyonicola UTINOMI, 1953

#122b. Type. 2; alcohol, good.

Acasta alcyonicola UTINOMIEzura, Shirahama, embedded in barren stalk of *Nephthea* sp. 1951-04-30. T.
Yamamoto.

Mem. Coll. Sci., Univ. Kyoto, Ser. B, 20(3), p. 142.

Acasta amakusana HIRO, 1931

#88. Type. 1; alcohol, good.

Acasta flexuosa (Nil.-Cant.)

Tomioka, Amakusa. [unstated]. [unstated].

* Type of *Acasta amakusana* Hiro.

Mem. Coll. Sci., Kyoto Imp. Univ., Ser. B, 7(3), p. 153.

Acasta aperta HIRO, 1931

#148. Type. Many; alcohol, good.

Acasta aperta Hiro

Misaki, Miura. 1931. [unstated].

Mem. Coll. Sci., Kyoto Imp. Univ., Ser. B, 7(3), p. 151.

Acasta cancellorum HIRO, 1931

#149. Type. 6; alcohol, good.

Acasta cancellorum Hiro

Seto. 1931. [unstated].

Mem. Coll. Sci., Kyoto Imp. Univ., Ser. B, 7(3), p. 151.

Acasta denticulata HIRO, 1931

#22. Type. 1; alcohol, good.

Acasta denticulata Hiro

Misaki. [unstated]. [unstated].

* Hiro-coll.

Mem. Coll. Sci., Kyoto Imp. Univ., Ser. B, 7(3), p. 153.

Acasta echinata HIRO, 1937

#32. Type. 5; alcohol, good.

Acasta echinata HiroTomioka, Amakusa, in *Dendronephthya*. [unstated]. [unstated].

* Hiro-coll.

Zool. Mag. (Japan), 49(2), p. 70.

Acasta gregaria UTINOMI, 1959

- #176. Holotype & Paratype. 1+many; alcohol, fragmented.
Acasta gregaria Utinomi
 Seto, buried in the bark of Euplexaura colony. 1959-04-03. Yam. coll.
 * [holotype in a separate vessel inside].
 Publ. Seto Mar. Biol. Lab., 7(3), p. 314.
- Acasta gregaria* UTINOMI, 1959
- #177. Paratype. 6; alcohol, good.
Acasta gregaria Utinomi
 Seto, buried in the bark of Euplexaura. 1959-04-03. T. Yamamoto.
 Publ. Seto Mar. Biol. Lab., 7(3), p. 314.
- Acasta serrata* HIRO, 1937
- #28. Type. 15; ?alcohol, dried.
Acasta serrata Hiro
 Palao Is. 1934. [unstated].
 Palao Trop. Biol. Sta. Stud., 1, p. 64.
- Acasta spinifera* UTINOMI, 1967
- #202. Holotype. 1; alcohol, good.
Acasta spinifera Utinomi
 Off Mera, Chiba-ken, 70 m, Imbedded in Phakellia foliacea (Thiele). 1966-06. Imajima; Kawashima leg.
 Publ. Seto Mar. Biol. Lab., 15(3), p. 222.
- Acasta spinifera* UTINOMI, 1967
- #203. Paratype. 2; alcohol, good.
Acasta spinifera Utinomi
 Off Mera, Chiba-ken, 70 m, Imbedded in Phakellia foliacea Thiele. 1966-06.
 Dr. Imajima.
 * Paratype A & B.
 Publ. Seto Mar. Biol. Lab., 15(3), p. 222.
- Acasta spinosa* HIRO, 1939
- #29. Type. 13; ?alcohol, dried.
Acasta spinosa Hiro
 Suō. 1938-05-30. [unstated].
 * Hiro-coll.
 Mem. Coll. Sci., Kyoto Imp. Univ., Ser. B, 15(2), p. 267.
- Acasta umitosaka* UTINOMI, 1962
- #188. Holotype. ?; ?, missing.
Acasta umitosaka Utinomi, 1962
 Nomo, Nagasaki. 1961-05-07. [unstated].
 Publ. Seto Mar. Biol. Lab., 10(2), p. 224.
- Acasta zuiho* HIRO, 1936
- #30. Type. 10; alcohol, good.
Acasta zuiho Hiro
 Zyumonzi-syo, N.W. Australia. 1934-10-03. [unstated].

* Hiro-coll..

Jap. Journ. Zool., 6(4), p. 632.

Australophialus turbonis (BARNARD, 1925)

#219. Topotype [non-type]. Many; alcohol, good.

Cryptophialus turbonis Barnard

False Bay, Cape Province, S. Afr., in *Turbo sarmaticus*. 1965-03-31. J. Tomlinson.

* ["Reference specimens" of Tomlinson (1969)].

Fish. Mar. Biol. Surv. IV, Capetown, Rept., 6, p. 5.

[see U.S. Nat. Mus. Bull., 296, p. 121].

Balanodytes taiwanus UTINOMI, 1950

#52. Type. 1; alcohol, good.

Balanodytes taiwanus Utinomi

Takao, Formosa, in *Balanus tintinnabulum*. 1938-06-03. [unstated].

Mem. Coll. Sci., Kyoto Imp. Univ., Ser. B, 19(3), p. 95.

Balanus (Membranobalanus) cuneiformis HIRO, 1936

#20. Type. 8; alcohol, good.

Balanus cuneiformis Hiro

Jūmondi-syo, Malaya Arch. [unstated]. [unstated].

Jap. Journ. Zool., 6(4), p. 627.

Balanus (Membranobalanus) cuneiformis HIRO, 1936

#20x. [non-type]. 1; alcohol, good.

B. (MB.) cuneiformis Hiro

Off Takasima, Seto, in dead coral rock bored by *Cliona*. 1939-01-25. [un-
stated].

* [in a small vessel inside the container of Type No. 20].

Jap. Journ. Zool., 6(4), p. 627.

Balanus albicostatus formosanus HIRO, 1967

#21. Type. Many; alcohol, good.

Balanus albicostatus formosanus Hiro (emend.) 1967

Rokukō, Formosa. 1938-06-03. F. Hiro.

* [with a label of "*Balanus amphitrite albicostatus* f. *formosanus* Hiro"].

Publ. Seto Mar. Biol. Lab., 15(3), p. 212.

Balanus allium forma *truncatus* UTINOMI, 1949

#24. Type. 3(+1); ?, dried.

Balanus allium forma *truncatus*

Tanabe-Bay, on *D. micranthus*. [unstated]. [unstated].

* *Balanus allium* Darwin [on the outside label].

Publ. Seto Mar. Biol. Lab., 1(2), p. 32.

Balanus amphitrite forma *formosanus* HIRO, 1938

#21. Type. Many; alcohol, good.

Balanus amphitrite albicostatus f. *formosanus* Hiro

Rokukō, Taiwan. 1938-06-03. [unstated].

- * [with a label of "Balanus albicostatus formosanus Hiro (emend.) 1967"].
Zool. Mag. (Japan), 50(6), p. 306.
- Balanus folliculus* HIRO, 1937
#23. Type. 2; alcohol, good.
Balanus folliculus Hiro
Saipan Is. [unstated]. [unstated].
Palao Trop. Biol. Sta. Stud., 1, p. 53.
- Balanus granulatus* HIRO, 1937
#25. Type. 7; alcohol, good.
Balanus granulatus Hiro
Seto, on Antipatharia spp. [unstated]. [unstated].
Mem. Coll. Sci., Kyoto Imp. Univ., Ser. B, 12(3), p. 444.
- Balanus longibasis* HIRO, 1937
#26. Type. 12?; alcohol, good.
Balanus longibasis Hiro
Korrer, Palao. [unstated]. [unstated].
Palao Trop. Biol. Sta. Stud., 1, p. 52.
- Balanus palaoensis* HIRO, 1937
#34. Type. Many; alcohol, good.
Balanus palaoensis Hiro
Korrer, Palao, on *Ostrea cristagalli*. [unstated]. [unstated].
Palao Trop. Biol. Sta. Stud., 1, p. 60.
- Balanus reticulatus* UTINOMI, 1967
#199. Lectotype [non-type]. 1; alcohol, good.
Balanus reticulatus Utinomi 67
Tatigatani, Tanabe Bay. 1934-06-03. H. Ut.
* =B. amph. tessellatus Utinomi 64.
Publ. Seto Mar. Biol. Lab., 15(3), p. 216.
- Balanus taiwanensis* HIRO, 1939
#33. Type. 2; alcohol, good.
Balanus taiwanensis Hiro
Suô, Taiwan. 1938-06-03. [unstated].
Mem. Coll. Sci., Kyoto Imp. Univ., Ser. B, 15(2), p. 264.
- Balanus uliginosus* UTINOMI, 1967
#204. Lecto- & Paralectotype [non-type]. 3; alcohol, good.
Balanus uliginosus Utinomi
Tatigatani Inlet, Tanabe Bay. 1934-06-13. Utinomi.
* (=B. a. krugeri Nils.-Cant. 1932), Holotype.
Publ. Seto Mar. Biol. Lab., 15(3), p. 202.
- Berndtia nodosa* TOMLINSON, 1966
#200. Paratype. 3; alcohol, good.
Berndtia nodosa
University of Singapore collection; collected locality, no data, in *Psammocora*

contigua (Esper). [unstated]. [unstated].

* [together with non-type specimens embedded in coral rub].

Bull. Nat. Mus. Singapore, 33(15), p. 101.

Berndtia purpurea UTINOMI, 1950

#53. Syntypes. Many; alcohol, good.

Berndtia purpurea Utinomi 1950

Tanabe Bay, Kii, Host: *Leptastrea purpur*. *Psammocora profund*. 1936.

Utin.

Mem. Coll. Sci., Kyoto Imp. Univ., Ser. B, 19(3), p. 87.

Calantica (Calantica) pusilla UTINOMI, 1970

#233. Holotype & Paratype. 1+2; alcohol, dried.

Calantica pusilla Utinomi

Tomioka, Amakusa Is. 1967-04-19. A. Taki.

* Kashi-ami, 25-30 fms.

Publ. Seto Mar. Biol. Lab., 18(3), p. 158.

Calantica (Paracalantica) ikedai UTINOMI, 1949

#15. Type. 1; ?alcohol, dried.

Paracalantica ikedai Utin.

Ogasawara Is. 1938-08-01. H. Ikeda.

Pac. Sci., 3, p. 93.

Calantica krügeri HIRO, 1932

#2. Type. 4; alcohol, good.

Calantica krügeri Hiro

Okinose, Sagami Bay. [unstated]. [unstated].

Annot. Zool. Japon., 13(5), p. 473.

Calantica quinquelatera HIRO, 1932

#14. Type. 1; alcohol, good.

Calantica quinquelatera Hiro

Amamiōsima. [unstated]. [unstated].

Annot. Zool. Japon., 13(5), p. 469.

Chthamalus pilsbryi HIRO, 1936

#16. Type. Many; alcohol, good.

Chthamalus pilsbryi Hiro

Tosima, Seto. 1936-04-25. [unstated].

* Hiro-coll.

Bull. Biogeogr. Soc. Japan, 6(23), p. 227.

Creusia spinulosa forma *sexta* HIRO, 1938

#1. Type. Many; alcohol, good.

Creusia spinulosa f. *sexta* Hiro

Palao, on *Pachyseris speciosa*. 1934. [unstated].

* Hiro-coll.

Palao Trop. Biol. Sta. Stud., 3, p. 398.

Creusia spinulosa var. *acuta* HIRO, 1938

- #182. Type. Many; alcohol, dried.
Creusia spinulosa var. *acuta* HIRO
 Palao-Iwayama Bay, (from Acropora). 1934. F. H.
 Palao Trop. Biol. Sta. Stud., 3, p. 398.
- Creusia spinulosa* var. *arcuata* HIRO, 1938
- #179. Type. Many; alcohol, dried.
Creusia spinulosa var. *arcuata* HIRO
 Palao-Iwayama Bay, (from Porites capricornis). 1934. F. H.
 Palao Trop. Biol. Sta. Stud., 3, p. 395.
- Creusia spinulosa* var. *breviterga* HIRO, 1938
- #181. Type. Many; alcohol, dried.
Creusia spinulosa var. *breviterga* HIRO
 Palao-Iwayama Bay, (from Acropora). 1934. F. H.
 Palao Trop. Biol. Sta. Stud., 3, p. 397.
- Creusia spinulosa* var. *iwayama* HIRO, 1938
- #178. Type. Many; alcohol, dried.
Creusia spinulosa forma *iwayama* HIRO
 Palao-Iwayama Bay, (from Porites iwayamaensis). 1934. F. H.
 Palao Trop. Biol. Sta. Stud., 3, p. 343.
- Creusia spinulosa* var. *septima* HIRO, 1938
- #180. Type [non-type]. Many; alcohol, good.
Creusia spinulosa var. *septima* HIRO
 Palao-Iwayama Bay, (from Acropora cactus). 1934. F. H.
 Palao Trop. Biol. Sta. Stud., 3, p. 395.
- Creusia spinulosa* var. *sexta* HIRO, 1938
- #183. Type. Many; alcohol, dried.
Creusia spinulosa var. *sexta* HIRO
 Palao-Iwayama Bay, (from Pachyseris speciosa). 1934. F. H.
 Palao Trop. Biol. Sta. Stud., 3, p. 398.
- Cryptophialus coronatus* TOMLINSON, 1960
- #175. Paratype. 1; mounted, good.
Cryptophialus coronatus
 Gorcé Is., Dakar, Senegal, Fr. W. Africa, 6 m, in *Haliotis tuberculata*. [un-
 stated]. Marche-Marchad.
 * KOH-fast green. J. Tomlinson. Dec. '58.
 Bull. de l'I.F.A.N., 22(A-2), p. 404.
- Cryptophialus coronatus* TOMLINSON, 1960
- #214. Type [non-type]. Many; alcohol, good.
Cryptophialus coronatus Tomlinson
 West Africa, in *Thais* (=Pourpres) neritoides L. [unstated]. [unstated].
 Bull. de l'I.F.A.N., 22 (A-2), p. 404.
- Cryptophialus heterodontus* TOMLINSON, 1969
- #218. Type [additional]. 1; alcohol, good.

Cryptophialus heterodontus Tomlinson

Heron Island, Qnsld., Austr., in Turbo sp. 1963-12. J. Tomlinson.

* #4.

U.S. Nat. Mus. Bull., 296, p. 90.

Cryptophialus lanceolatus TOMLINSON, 1969

#215. Type [additional]. 1; alcohol, good.

Cryptophialus lanceolatus Tomlinson

Heron Island, Qnsld., Austr., in Turbo sp. 1963-12. J. Tomlinson.

U.S. Nat. Mus. Bull., 296, p. 107.

Cryptophialus melampygos BERNDT, 1907

#216. Type [non-type]. Many; alcohol, good.

Cryptophialus melampygos BERNDT

Diamond Harbour, N.Z., in Perna canalicula. 1964-01-04. J. Tomlinson.

Arch. f. Naturgesch., 73(1), p. 288.

Cryptophialus minutus DARWIN, 1854

#217. Topotype [non-type]. 1; alcohol, dried.

Cryptophialus minutus Darwin

Santiago, Chile, in Concholepas concholepas purchased in Santiago by B.N. de.

[unstated]. B.N. deKurlat.

A monograph on the sub-class Cirripedia, with figures of all the species, Vol. 2, p. 566.

Cryptophialus newmani TOMLINSON, 1969

#222. Paratype. 2; alcohol, dried.

Cryptophialus newmani T.

Wake Island, in Turbo lajonkairi. 1923-08-07. D. Thaanum.

* Bishop Mus.

U.S. Nat. Mus. Bull., 296, p. 104.

Cryptophialus unguiculus TOMLINSON, 1969

#223. Paratype. 1; alcohol, dried.

Cryptophialus unguiculus T.

Necker Island, in Thais aperta. 1923-06. D. Thaanum.

* Bishop Mus.

U.S. Nat. Mus. Bull., 296, p. 112.

Heteralepas (Heteralepas) avis HIRO, 1931

#19. Type. 2; alcohol, good.

Koleolepas avis (Hiro)

Misaki. [unstated]. [unstated].

* Hiro-coll.

Mem. Coll. Sci., Kyoto Imp. Univ., Ser. B, 7(3), p. 147.

Heteralepas (Heteralepas) hataii HIRO, 1937

#18. Type. 4; alcohol, good.

Heteralepas (H.) hataii Hiro

Korror, Palao, on Lithotrypa nicobarica. [unstated]. [unstated].

- Palao Trop. Biol. Sta. Stud., 1, p. 46.
- Heteralepas (Paralepas) distincta* UTINOMI, 1949
- #12. Type. 4; alcohol, good.
- Heteralepas (Paralepas) distincta* Utinomi
Tomioka, Amakusa, from *Panulirus japonicus*. [unstated]. [unstated].
Publ. Seto Mar. Biol. Lab., 1(2), p. 26.
- Heteralepas (Paralepas) globosa* HIRO, 1936
- #11. Type. 2; alcohol, good.
- Heteralepas (Paralepas) globosa* Hiro
Tosa Bay. 1936. T. Kamohara.
* Hiro-coll.
Bull. Biogeogr. Soc. Japan, 6(23), p. 221.
- Heteralepas (Paralepas) rosea* HIRO, 1938
- #8. Type. 5+1?; alcohol, good.
- Heteralepas (Paralepas) rosea* Hiro
Off Sakai, Kii, from *Macrocheira*. 1938-04. [unstated].
* Hiro-coll.
Annot. Zool. Japon., 17(3/4), p. 467.
- Kochlorine floridana* WELLS & TOMLINSON, 1966
- #213. Type [non-type]. 17?; alcohol, good.
- Kochlorine floridana* Wells & Tomlinson 1966
Bogue Sound, N.C., in shell shard dredged from Bogue Sound. [unstated].
[unstated].
* Duke Univ. M.L.
Quart. Journ. Florida Acad. Sci., 29(1), p. 27.
- Kochlorine habeii* TOMLINSON, 1963
- #197. Holotype. 1; alcohol, dried.
- Kochlorine habeii*
Tomioka, Amakusa; 10 m rock, in *Kelletia lischkei*. [unstated]. J. Tomlinson.
Publ. Seto Mar. Biol. Lab., 11(2), p. 270.
- Kochlorine hamata* NOLL, 1872
- #212. Type [non-type]. 8?; alcohol, good.
- Kochlorine hamata* Noll
Hin-Tasin Island, Gulf of Thailand, in Bursa(?) shell. [unstated]. [unstated].
* Cal. Acad. Sci. coll.
Berich. Senckenberg. naturforsch. Gesellsch., 4, p. 51.
- Lithoglyptes hirsutus* TOMLINSON, 1963
- #190 (a & b). Paratype. 2; mounted, bad.
- Lithoglyptes hirsutus* Tomlinson, 1963
Kaneohe Bay, Hawaii, in *Porites compressa*. 1961-10. Stasek.
* glycerine jelly.
Pac. Sci., 17(3), p. 299.

Lithoglyptes mitis TOMLINSON, 1969

#209. Type [additional]. 1; alcohol, good.

Lithoglyptes mitis Tomlinson

Ponape Is., Caroline Islands, Unident. coral. 1964-05. J. Tomlinson.

U.S. Nat. Mus. Bull., 296, p. 52.

Lithoglyptes scamborachis TOMLINSON, 1969

#210. Type [additional]. 1; alcohol, good.

Lithoglyptes scamborachis TomlinsonHeron Island, Qnsld., Australia, in *Tridacna maxima* Roding. 1963-12. J.

Tomlinson.

U.S. Nat. Mus. Bull., 296, p. 55.

Lithoglyptes spinatus TOMLINSON & NEWMAN, 1960

#189. Paratype. 1; mounted, good.

Lithoglyptes spinatus Tomlinson & Newman, 1960Salt Gut, Jamaica, with *Lithotrya* in *Acropora palmata*. 1959-06. Wainwright.

* 182, carmine, balsam.

Proc. U.S. Nat. Mus., 112(3445), p. 519.

Lithoglyptes spinatus TOMLINSON & NEWMAN, 1960

#211. Type [non-type]. 1; alcohol, good.

Lithoglyptes spinatus Tomlinson & Newman

Ponape Is., Caroline Islands, Unident. coral. 1964-05. J. Tomlinson.

Proc. U.S. Nat. Mus., 112(3445), p. 519.

Malacolepas conchicola HIRO, 1933

#13. Holotype. 5; alcohol, good.

Malacolepas conchicola HIROSeto, in *Cuculaea*. [unstated]. [unstated].

* Hiro-coll.

Mem. Coll. Sci., Kyoto Imp. Univ., Ser. B, 8(3), p. 234.

Malacolepas conchicola HIRO, 1933

#87. Paratype. 5; alcohol, good.

Malacolepas conchicola Hiro

Misaki. [unstated]. Y. Osima.

Mem. Coll. Sci., Kyoto Imp. Univ., Ser. B, 8(3), p. 234.

Octolasmis (Octolasmis) californiana NEWMAN, 1961

#193. Paratype. Several; alcohol, good.

Octolasmis californiana n. sp.Southern California and Baja California; Berkely fish market, Gills of *Panulirus interruptus*. 1960-11-04. W. Newman.

* #C-189; [outside label with different data, erroneous?]

The Veliger, 3(1), p. 9.

Octolasmis clavula HIRO, 1936

#10. Type. 6; alcohol, good.

- Octolasmis clavula* Hiro
Seto, on mxp. of *Acanthodes armatus*. [unstated]. [unstated].
* Hiro-coll.
Bull. Biogeogr. Soc. Japan, 6(23), p. 224.
- Octolasmis scuticosta* HIRO, 1939
#6. Type. Many; alcohol, good.
Octolasmis scuticosta Hiro
Seto; from antenna & mxp. of *Ranina ranina*. 1938-03-24. [unstated].
Mem. Coll. Sci., Kyoto Imp. Univ., Ser. B, 15(2), p. 238.
- Octolasmis urceolata* HIRO, 1939
#4. Type. 1?; alcohol, dried.
Octolasmis urceolata Hiro
Seto, from mouth parts (inner part) of *Ranina ranina*. 1938-03-24. [unstated].
Mem. Coll. Sci., Kyoto Imp. Univ., Ser. B, 15(2), p. 240.
- Octolasmis weberi pennatulae* HIRO, 1937
#3. Type. 3; alcohol, good.
Octolasmis weberi pennatulae Hiro
Kumano-nada. 1936-02. [unstated].
Mem. Coll. Sci., Kyoto Imp. Univ., Ser. B, 12(3), p. 415.
- Oxynaspis pacifica* HIRO, 1931
#9. Type. Many; alcohol, good.
Oxynaspis pacifica Hiro
Seto, entrance of Tanabe Bay, 24 fms. 1928-08-26. [unstated].
* Hiro-coll.
Mem. Coll. Sci., Kyoto Imp. Univ., Ser. B, 7(3), p. 143.
- Pachylasma ecaudatum* HIRO, 1939
#31. Type. 2; alcohol, good.
Pachylasma ecaudatum Hiro
N of Mukosima, 200 m, Ogasawara Is.. 1938-07-21. H. Ikeda.
Annot. Zool. Japon., 18(1), p. 52.
- Paralepas maculata* UTINOMI, 1980
#319. Holotype & Paratype. 1+20; alcohol, good.
Paralepas maculata Utinomi
Sakai, Minabe; at the fishery market, attached to the spines of *Coelopleurus maculatus*. 1977-04-24. H. Tanase.
Publ. Seto Mar. Biol. Lab., 25(1/4), p. 115.
- Paralepas scyllarusi* UTINOMI, 1967
#201. Holotype & Paratype. 2; alcohol, dried.
Paralepas scyllarusi Utinomi
Kamae Bay, Oita-ken, on uropod of *Scyllarus bicuspidatus*. 1965-07-20. T. Tokioka.
* Holotype-201 (large), Paratype-201a (small).

Publ. Seto Mar. Biol. Lab., 15(2), p. 117.

Pisiscalpellum withersi UTINOMI, 1958

#165. Paratype. 1; alcohol, dried.

Pisiscalpellum withersi Utinomi

Kameki-syô, Sagami Bay, 5-6 fm. 1965-07-23. [unstated].

* (Paratype C).

Jap. Journ. Zool., 12(2), p. 113.

Pyrgoma orbicellae HIRO, 1934

#89. Type. 1?; alcohol, dried.

Pyrgoma orbicellae Hiro

Tanabe Bay, from Goniopora sp. 1934. [unstated].

Proc. Imp. Acad., 10(6), p. 367.

Pyrgoma oulastreae UTINOMI, 1962

#187. Holotype. 1; alcohol, good.

Pyrgoma oulastreae Utinomi

Nomo, Nagasaki Pref. 1961-03-19. K. Matsubay.

Publ. Seto Mar. Biol. Lab., 10(2), p. 227.

Pyrgoma oulastreae UTINOMI, 1962

#239. Paratype. Several; alcohol, good.

Pyrgoma oulastreae Utinomi

Nomo, Nagasaki Pref., with host coral. 1961-05-03. K. Matsumura.

Publ. Seto Mar. Biol. Lab., 10(2), p. 227.

Scalpellum koreanum HIRO, 1933

#7. Type. Many; alcohol, good.

Scalpellum Koreanum Hiro

Korea Strait. [unstated]. [unstated].

* Hiro-coll.

Rec. Oceanogr. Works in Japan, 5, p. 36.

Smilium boninense HIRO, 1939

#5. Type. 4; alcohol, good.

Smilium boninense Hiro

N of Mukoshima, 200 m, Ogasawara Is. 1938-07-21. H. Ikeda.

Annot. Zool. Japon., 18(1), p. 49.

Tetrachaelasma southwardi NEWMAN & ROSS, 1971

#228. Holotype plaster cast. 1; alcohol, good.

Tetrachaelasma southwardi Newman

Ross Sea, antarctic, 92°10'S, 142°10'W, 2304-2328 m. 1965. Eltanin Exped.

17th Cruise.

* [Plaster cast of the holotype deposited in the U.S. Nat. Mus., Wash. D.C.]

Antarc. Res. Ser., 14, p. 152.

Tetrachthamalus oblitteratus NEWMAN, 1967

#227. Type [non-type]. 27; alcohol, dried.

Tetrachthamalus oblitteratus Newman, 1967

Wadi el Dom, N.W. Gulf of Suez, 29°26'N, 32°30'E, on intertidal reef flat
 ~ midwater Line. 1967-01-22. J.S. Pearse.

Journ. Zool., London, 153, p. 425.

Tetraclita pilsbryi UTINOMI, 1962

#186. Type [Holo- & Paratype]. 1 + many; alcohol, dried.

Tetraclita (Tetraclitella) pilsbryi Utinomi

Nomo, Nagasaki Pref. 1960-04-14. Matubayasi.

Publ. Seto Mar. Biol. Lab., 10(2), p. 234.

Tetraclita purpurascens nipponensis HIRO, 1931

#150. Type. 1; alcohol, good.

Tetraclita purpurascens nipponensis Hiro

Seto. 1931. [unstated].

* (=T. chinensis N.C.).

Mem. Coll. Sci., Kyoto Imp. Univ., Ser. B, 7(3), p. 155.

Tetraclita squamosa formosana HIRO, 1939

#17. Type. Many; alcohol, good.

Tetraclita squamosa formosana Hiro

Garanbi, Taiwan. 1938-06-03. [unstated].

Mem. Coll. Sci., Kyoto Imp. Univ., Ser. B, 15(2), p. 271.

Tetraclitella multicostata digita ROSELL, 1975

#266. Paratype. 1; dry, good.

Tetraclitella digita n. sp.

Puerto Galera, Mindoro Is., Philippines. 1970-03-20. Neon c. Rosell.

* #217a opercular valves & compartments.

Crustaceana, 28(1), p. 97.

Trypetesa habeii UTINOMI, 1962

#194. Holotype. 1; alcohol, dried.

Trypetesa habeii Utinomi

Tomiooka, Amakusa; Bored into the columella of *Charonia sauliae* (Reeve), in-
 habited by hermit crab. 1961-07-20. T. Habe.

Zool. Mag. (Japan), 71(1/12), p. 399.

Trypetesa habeii UTINOMI, 1962

#195. Paartype. 1; alcohol, dried.

Trypetesa habeii Utinomi

Tomiooka, Amakusa, bored in columella of *Galeostraea modesta* (Reeve). 1960.
 T. Habe.

Zool. Mag. (Japan), 71(1/12), p. 399.

Trypetesa lampas (HANCOCK, 1849)

#220. Type [non-type]. 1; alcohol, good.

Trypetesa lampas (Hancock)

Falmouth Harbor, Mass., 35 ft., bored into the shell of *Lunatia heros* Say. [un-
 stated]. Zullo.

* [sent from Tomlinson].

- Ann. Mag. Nat. Hist., 4(2), p. 314.
 [see Tomlinson, 1969, U.S. Nat. Mus. Bull., 296, p. 128].
- Trypetesa lateralis* TOMLINSON, 1953
 #221. Type [non-type]. 3; alcohol, good.
Trypetesa lateralis Tomlinson
 Ford Point, Santa Rosa Island, Calif., in *Olivella biplicata* (Sowerby). 1954–
 02–03. J. Tomlinson.
 Journ. Wash. Acad. Sci., 43(11), p. 374.
- Utinomia newmani* TOMLINSON, 1963
 #196. Holotype. 1; alcohol, dried.
Utinomia newmani Tomlinson
 Seto, Wakayama-ken, in *Bursa bufo*. 1963–09. J. Tomlinson.
 Publ. Seto Mar. Biol. Lab., 11(2), p. 265.
- Verruca (Rostratoverruca) krügeri* forma *multisculpta* HIRO, 1933
 #27. Type. 6; alcohol, good.
Verruca Krügeri f. *multisculpta* Hiro
 Off Aburatu, 241 m. 1928–07–12. [unstated].
 * Hiro-coll.
 Rec. Oceanogr. Works in Japan, 5, p. 61.
- Weltneria aapta* TOMLINSON, 1969
 #206. Type [additional]. 1; alcohol, good.
Utinomia aapta Tomlinson
 Port MacQuarie, N.S.W., Australia, in *Berylsoma waitei* Hedley. [unstated].
 [unstated].
 * Aust. Mus. coll.
 U.S. Nat. Mus. Bull., 296, p. 44.
- Weltneria spinosa* BERNDT, 1907
 #207. Type [non-type]. 2; alcohol, good.
Utinomia unca
 Hermanus, Cape Province, S. Africa, in *Haliotis midae*. 1965–03. J. Tom-
 linson.
 * Paratypes [non].
 Arch. f. Naturgesch., 73(1), p. 289.
 [see Tomlinson, 1969, U.S. Nat. Mus. Bull., 296, p. 32].

Order Mysidacea

- Doxomysis rinkaiensis* VALBONESI & MURANO, 1980
 #315. Holotype. 1; alcohol, good.
Doxomysis rinkai Valbonesi Murano
 400 mt, Northern shore of Rinkai, Shirahama, Tanabe Bay, 7–9 mt deep, sandy-
 bottom. 1978–07/08. [unstated].
 * [collected by A. Valbonesi].

- Publ. Seto Mar. Biol. Lab., 25(1/4), p. 215.
Doxomysis rinkaiensis VALBONESI & MURANO, 1980
 #316. Paratype. 1; alcohol, good.
Doxomysis rinkai Valbonesi Murano
 400 mt, Northern shore of Rinkai, Shirahama, Tanabe Bay, 7-9 mt deep, sandy-bottom. 1978-07/08. [unstated].
 * [collected by A. Valbonesi].
 Publ. Seto Mar. Biol. Lab., 25(1/4), p. 215.
Parastilomysis secunda VALBONESI & MURANO, 1980
 #317. Holotype. 1; alcohol, good.
Parastilomysis secunda Valbonesi Murano
 400 mt, Northern shore of Rinkai, Shirahama, Tanabe Bay, 7-9 mt deep, sandy-bottom. 1978-07/08. [unstated].
 * [collected by A. Valbonesi].
 Publ. Seto Mar. Biol. Lab., 25(1/4), p. 219.
Parastilomysis secunda VALBONESI & MURANO, 1980
 #318. Paratype. Many; alcohol, good.
Parastilomysis secunda Valbonesi Murano
 400 mt, Northern shore of Rinkai, Shirahama, Tanabe Bay, 7-9 mt deep, sandy-bottom. 1978-07/08. [unstated].
 * [collected by A. Valbonesi].
 Publ. Seto Mar. Biol. Lab., 25(1/4), p. 219.

Order Isopoda

- Aporobopyrina lamellata* SHIINO, 1934
 #51. Type. 4; alcohol, good.
Aporobopyrina lamellata Shiino
 Yuzaki, on *Petrolisthes nipponensis* Miyake. 1932-04. [unstated].
 Mem. Coll. Sci., Kyoto Imp. Univ., Ser. B, 9(4), p. 263.
Aporobopyrus oviformis SHIINO, 1934
 #40. Type. 4; alcohol, good.
Aporobopyrus oviformis Shiino
 Yuzaki, on *Petrolisthes nipponensis* Miyake. 1932-04. [unstated].
 Mem. Coll. Sci., Kyoto Imp. Univ., Ser. B, 9(4), p. 265.
Bopyrinina dorsimaculata SHIINO, 1933
 #38. Type. 1; alcohol, dried.
Bopyrinina dorsimaculata Shiino
 Seto, on *Periclimenes* sp. [unstated]. [unstated].
 Mem. Coll. Sci., Kyoto Imp. Univ., Ser. B, 8(3), p. 288.
Cymodocella nipponica NISHIMURA, 1969
 #225. Holo-, Para-, & Allotype. 1+51+1; alcohol, good.
Cymodocella nipponica Nishimura

- Hataké-jima in Tanabe Bay. 1967-03-28. S. Nishimura.
Publ. Seto Mar. Biol. Lab., 16(5), p. 335.
- Diplophryxus alpehi* SHIINO, 1934
#49. Type. 3; alcohol, good.
Diplophryxus alpehi Shiino
Yuzaki, on Alpheus sp. 1933-04. [unstated].
Mem. Coll. Sci., Kyoto Imp. Univ., Ser. B, 9(4), p. 278.
- Dynoidella conchicola* NISHIMURA, 1976
#271. Holotype & Paratype. 1m+4; alcohol, good.
Dynoidella conchicola Nishimura
Ezura, Sirahama, lower intertidal zone, associated with *Theliostyla albicilla*.
1968-11-03. S. Nishimura.
* [together with other specimens examined by the author].
Publ. Seto Mar. Biol. Lab., 23(3/5), p. 276.
- Gnorimosphaeroma lata* NISHIMURA, 1968
#224. Holo-, Allo-, & Paratype. 1+1+many; alcohol, good.
Gnorimosphaeroma lata Nishimura
Bansho-no-Hana, Sirahama, Kii. 1967-02-14. S. Nishimura.
Publ. Seto Mar. Biol. Lab., 16(4), p. 273.
- Gnorimosphaeroma salebroso* Nishimura, 1969
#229. Holo-, Allo-, & Paratype. 1+1+14; alcohol, good.
Gnorimosphaeroma salebroso Nishimura
Sakata, Sirahama. 1968-10-06. S. Nishimura.
Publ. Seto Mar. Biol. Lab., 16(6), p. 385.
- Hypophryxus yusakiensis* SHIINO, 1934
#44. Type. 1; alcohol, dried.
Hypophryxus yusakiensis Shiino
Yuzaki, on Alpheus sp. 1933-04-12. [unstated].
Mem. Coll. Sci., Kyoto Imp. Univ., Ser. B, 9(4), p. 284.
- Microcerberus kiiensis* NUNOMURA, 1973
#246. Holotype. 1; mounted, good.
Microcerberus kiiensis Nunomura
North shore of SMBL, Shirahama. 1972-05-05. N. Nunomura.
Publ. Seto Mar. Biol. Lab., 21(2), p. 88.
- Microcerberus kiiensis* NUNOMURA, 1973
#247a. Allotype. 1; alcohol, good.
Microcerberus kiiensis Nunomura
Seto, Shirahama. 1972-05-05. N. Nunomura.
Publ. Seto Mar. Biol. Lab., 21(2), p. 88.
- Microcerberus kiiensis* NUNOMURA, 1973
#247b. Paratype. 26; alcohol, good.
Microcerberus kiiensis Nunomura
North shore of SMBL, Shirahama. 1972-05-05. N. Nunomura.

Publ. Seto Mar. Biol. Lab., 21(2), p. 88.

Pagurion tuberculata SHIINO, 1933

#41. Type. 1; alcohol, good.

Pagurion tuberculata Shiino

Tanabe Bay, on *Pagurus watasei* Terao. 1931-05. [unstated].

Mem. Coll. Sci., Kyoto Imp. Univ., Ser. B, 8(3), p. 254.

Parabopyrus kiiensis SHIINO, 1934

#48a. Type. 1 (small); alcohol, good.

Parabopyrus kiiensis Shiino

Rocky shore near Saki-no-yu, Yuzaki, on *Hyppolysmata* sp. 1932-04. [un-
stated].

Mem. Coll. Sci., Kyoto Imp. Univ., Ser. B, 9(4), p. 268.

Parabopyrus kiiensis SHIINO, 1934

#48b. Type. 1 (large); alcohol, good.

Parabopyrus kiiensis Shiino

Rock pool of Shiso-jima, on *Hyppolysmata* sp. 1932-09. [unstated].

Mem. Coll. Sci., Kyoto Imp. Univ., Ser. B, 9(4), p. 268.

Parapagurion carcinicola SHIINO, 1933

#43. Type. 3(4?); alcohol, good.

Parapagurion carcinicola Shiino

Seto, on *Carcinus elegans* (M. Edw.). 1931-06. [unstated].

Mem. Coll. Sci., Kyoto Imp. Univ., Ser. B, 8(3), p. 257.

Parapenaeon consolidata var. *richardsonae* SHIINO, 1933

#37. Type. 2; alcohol, good.

Parapenaeon consolidata var. *richardsonae* Shiino

Tanabe Bay, on *Penaeopsis akayebi*. 1931-05. [unstated].

Mem. Coll. Sci., Kyoto Imp. Univ., Ser. B, 8(3), p. 250.

Portunicepon goeticii SHIINO, 1934

#39. Type. 2; alcohol, good.

Portunicepon goeticii Shiino

Sirahama, on *Goetice depressus*. 1933-03. [unstated].

Mem. Coll. Sci., Kyoto Imp. Univ., Ser. B, 9(4), p. 274.

Propseudione rhombicosoma SHIINO, 1933

#50. Type. 4; alcohol, good.

Propseudione rhombicosoma Shiino

Seto, on *Carcinus herbstii* de Man. [unstated]. [unstated].

Mem. Coll. Sci., Kyoto Imp. Univ., Ser. B, 8(3), p. 263.

Pseudione asymmetrica SHIINO, 1933

#47. Type. 18; alcohol, good.

Pseudione asymmetrica Shiino

Seto, on *Clibanarius bimaculatus*. [unstated]. [unstated].

Mem. Coll. Sci., Kyoto Imp. Univ., Ser. B, 8(3), p. 273.

Pseudione clibanaricola SHIINO, 1933

- #42. Type. 7; alcohol, good.
Pseudione clibanaricola Shiino
 Tanabe Bay, on *Clibanarius bimaculatus*. [unstated]. [unstated].
 Mem. Coll. Sci., Kyoto Imp. Univ., Ser. B, 8(3), p. 265
- Pseudione orientalis* SHIINO, 1933
 #46. Type. 4?; alcohol, dried.
Pseudione orientalis Shiino
 Seto, on *Galathea orientalis* Stim. [unstated]. [unstated].
 Mem. Coll. Sci., Kyoto Imp. Univ., Ser. B, 8(3), p. 268.
- Pseudione petrolistheae* SHIINO, 1933
 #36. Type. 8; alcohol, good.
Pseudione petrolistheae Shiino
 Seto, on *Petrolisthes japonicus* (de H.). 1931. [unstated].
 Mem. Coll. Sci., Kyoto Imp. Univ., Ser. B, 8(3), p. 271.
- Pseudostegias setoensis* SHIINO, 1933
 #45. Type. 7; alcohol, good.
Pseudostegias setoensis Shiino
 Seto, on *Clibanarius bimaculatus*. [unstated]. [unstated].
 Mem. Coll. Sci., Kyoto Imp. Univ., Ser. B, 8(3), p. 290.

Order Amphipoda

- Caprella aino* UTINOMI, 1943
 #81. Type. 1; alcohol, good.
Caprella aino Utinomi
 Muroran. 1934-08. [unstated].
 Journ. Fac. Sci. Hokkaido Imp. Univ., Ser. VI, 8(3), p. 284.
- Caprella bidentata* UTINOMI, 1947
 #85. Type. 1; alcohol, good.
Caprella bidentata Utinomi
 Nanao Bay. [unstated]. [unstated].
 Seibutu, Suppl. No. 1, p. 72.
- Caprella imaii* UTINOMI, 1943
 #83. Type. 4; alcohol, good.
Caprella imaii Utinomi
 Onagawa Bay. 1936-09-07. [unstated].
 Sci. Rept. Tohoku Imp. Univ., 4th Ser., Biol., 17(3), p. 276.
- Caprella obtusifrons* UTINOMI, 1943
 #82. Type. Many; alcohol, good.
Caprella obtusifrons Utinomi
 Akkeshi. 1933-07. [unstated].
 Journ. Fac. Sci. Hokkaido Imp. Univ., Ser. VI, 8(3), p. 292.
- Caprella polyacantha* UTINOMI, 1947

- #56. Type. 1; alcohol, good.
Caprella polyacantha Utinomi
Asamusi, on *Sargassum tortile*. 1942-04-16. Z. Matuya.
Seibutu, Suppl., No. 1, p. 75.
- Caprella scaura* forma *hamata* UTINOMI, 1947
- #86. Type. 5; alcohol, good.
Caprella scaura T. f. *hamata* Utin.
Nanao Bay. [unstated]. [unstated].
Seibutu, Suppl., No. 1, p. 77.
- Caprella tsugarensis* UTINOMI, 1947
- #55. Type. Many; alcohol, good.
Caprella tsugarensis Utinomi [sic]
Asamusi, on *Zostera*. 1942-10-20. Z. Matuya.
Seibutu, Suppl. No. 1, p. 78.
- Caprella venusta* UTINOMI, 1943
- #84. Type. 2; alcohol, good.
Caprella venusta Utinomi
Asamushi. 1938-02. [unstated].
Sci. Rept. Tohoku Imp. Univ., 4th Ser., Biol., 17(3), p. 285.
- Cyamus elongatus* HIRO, 1938
- #57a. Holotype. 1; alcohol, good.
Cyamus elongatus Hiro
Unknown, host: *Coronula diadema* (L.) from *Megaptera nodosa*. [unstated].
Sadae Takahashi.
Annot. Zool. Japon., 17(1), p. 71.
- Cyamus elongatus* HIRO, 1938
- #57. Type. 6; alcohol, good.
Cyamus elongatus Hiro
[unstated], from *Megaptera*. [unstated]. [unstated].
Annot. Zool. Japon., 17(1), p. 71.
- Heterocaprella clavigera* ARIMOTO, 1976
- #250. Paratype. 2; alcohol, good.
Heterocaprella clavigera Arimoto
Korea Strait. [unstated]. [unstated].
Crustaceana, 30(1), p. 44.
- Siphonoecetes tanabensis* HARADA, 1971
- #257. Holotype & Paratype. 1 + many; alcohol, good.
Siphonoecetes tanabensis Harada
Ca. 70 m off northern coast of Rinkai, Tanabe Bay, 3.9 m deep, sandy bottom.
1969-08-13. E. Harada.
Publ. Seto Mar. Biol. Lab., 18(6), p. 356.
- Siphonoecetes tanabensis* HARADA, 1971
- #258. Paratype. Many; alcohol, good.

- Siphonocetes tanabensis* Harada
 South coast of Hatake-jima, Tanabe Bay, 1.5–2 m deep, muddy sand. 1969–
 08–18. E. Harada.
 Publ. Seto Mar. Biol. Lab., 18(6), p. 356.
- Talorchestia nipponensis* MORINO, 1972
 #240. Holotype. 1; alcohol, good.
Talorchestia nipponensis Morino
 Nijigahama, Yamaguchi. 1971–05–10. Morino.
 Publ. Seto Mar. Biol. Lab., 21(1), p. 53.
- Talorchestia nipponensis* MORINO, 1972
 #241. Allotype. 1; alcohol, good.
Talorchestia nipponensis Morino
 Nijigahama, Yamaguchi. 1971–05–10. Morino.
 Publ. Seto Mar. Biol. Lab., 21(1), p. 53.

Order Decapoda

- Alpheus bellulus* MIYAKE, 1969
 #226. Holotype. 1; alcohol, missing.
 [*Alpheus bellulus*]
 [Ezura, Tanabe Bay, Wakayama Prefecture, burrowing gravelly sand flat of
 5 m deep]. [1967–08–08]. [E. Harada].
 Publ. Seto Mar. Biol. Lab., 16(5), p. 308.
- Athanas setoensis* KUBO, 1951
 #113. Type. ?; ?, missing.
 [*Athanas setoensis* Kubo]
 [Seto, Hatake-zima]. [1949–09]. [Tokioka].
 Journ. Tokyo Univ. Fish., 38(2), p. 265.
- Globopilumnus kiiensis* TAKEDA & NAGAI, 1983
 #333. Paratype. 2; alcohol, good.
Globopilumnus kiiensis Takeda & Nagai
 Shiono-misaki, Kushimoto, 60–70 m deep, from *Dendrophyllia ijimai*. 1978–
 02–10. S. Nagai.
 Bull. Natn. Sci. Mus., Tokyo, Ser. A (Zool.), 9(2), p. 45.
- Leandrites cyrtorhynchus* FUJINO & MIYAKA, 1969
 #230. Holotype. 1; alcohol, missing.
 [*Leandrites cyrtorhynchus*]
 [To-shima, Tanabe Bay]. [1963–07–19]. [C. Araga].
 Publ. Seto Mar. Biol. Lab., 17(3), p. 143.
- Macrophthalmus (Mareotis) banzai* WADA & SAKAI, 1989
 #340. Paratype. 2; alcohol, good.
Macrophthalmus banzai n. sp.
 Samusaura, Shirahama, Wakayama. 1976–07–26. K. Wada.

- * WBO-3.
 Senckenbergiana marit., 20(3/4), p. 133.
Macrophthalmus (Mareotis) banzai WADA & SAKAI, 1989
 #341. Paratype. 9; alcohol, good.
Macrophthalmus banzai n. sp.
 Samusaura, Shirahama, Wakayama. 1981-07-31. K. Wada.
 * WBO-4.
 Senckenbergiana marit., 20(3/4), p. 133.
Macrophthalmus (Mareotis) banzai WADA & SAKAI, 1989
 #342. Paratype. 3; alcohol, good.
Macrophthalmus banzai n. sp.
 Samusaura, Shirahama, Wakayama. 1981-07-31. K. Wada.
 Senckenbergiana marit., 20(3/4), p. 133.
Macrophthalmus (Mareotis) banzai WADA & SAKAI, 1989
 #343. Paratype. 1; alcohol, good.
Macrophthalmus banzai n. sp.
 Samusaura, Shirahama, Wakayama. 1981-07-31. K. Wada.
 Senckenbergiana marit., 20(3/4), p. 133.
Macrophthalmus (Mareotis) banzai WADA & SAKAI, 1989
 #344. Paratype. 1; alcohol, good.
Macrophthalmus banzai n. sp.
 Samusaura, Shirahama, Wakayama. 1981-07-31. K. Wada.
 Senckenbergiana marit., 20(3/4), p. 133.
Periclimenes (Periclimenes) setoensis FUJINO & MIYAKE, 1969
 #231. Holotype. ?; ?, missing.
 [*Periclimenes (Periclimenes) setoensis*]
 [Shiso-jima, Tababe Bay]. [1951-11-23]. [H. Utinomi].
 Publ. Seto Mar. Biol. Lab., 17(3), p. 149.
Polyonyx utinomii MIYAKE, 1943
 #61. Type. 1; alcohol, good.
Polyonyx utinomii Miyake
 Tanosaki, in tube of *Chaetopterus variopedatus*. 1937-04-12. H.U.
 Journ. Dept. Agric., Kyusyu Imp. Univ., 7(3), p. 141.
Porcellana maculata MIYAKE, 1957
 #164. Type [Holotype]. 1; alcohol, good.
Porcellana maculata Miyake
 Shiso-jima, comm. with *Dendronephthya*. 1954-05-01. T. Yam.
 Publ. Seto Mar. Biol. Lab., 6(1), p. 65.
Ptychognathus capillidigitatus TAKEDA, 1984
 #336. Paratype. 4; alcohol, good.
Ptychognathus capillidigitatus Takeda, 1984
 Tonda-gawa, Shirahama, Kii Peninsula, brackish area. 1981-02-04. K. Wada & Y. Fukui.

Bull. Natn. Sci. Mus., Tokyo, Ser. A (Zool.), 10(3), p. 117.

Scyllarus kitanoviriosus HARADA, 1962

#363. Holotype. 1; alcohol, good.

Scyllarus kitanoviriosus n. sp.

Saikasaki, Wakayama, and being reared in the Misaki Aquarium. Unknown.
Unknown.

* E.H. coll. Spring 1961 [Misaki Aquarium at Misaki of Osaka Prefecture].

Publ. Seto Mar. Biol. Lab., 10(1), p. 120.

Scyllarus kitanoviriosus HARADA, 1962

#364. Paratype. 1; alcohol, good.

Scyllarus kitanoviriosus n. sp.

Saikasaki, Wakayama, being reared in the Misaki Aquarium. Unknown.
Unknown.

* E.H. coll. Spring 1961 [Misaki Aquarium at Misaki of Osaka Prefecture].

Publ. Seto Mar. Biol. Lab., 10(1), p. 120.

Scyllarus kitanoviriosus HARADA, 1962

#365. Paratype. 1; alcohol, good.

Scyllarus kitanoviriosus n. sp.

Shiraishi-jima, Seto Inland Sea, 30 m dep., trawled with Utase-ami by a fisherman. 1958-05-29. E. Harada.

Publ. Seto Mar. Biol. Lab., 10(1), p. 120.

Scyllarus kitanoviriosus HARADA, 1962

#366. Paratype. 1; alcohol, good.

Scyllarus kitanoviriosus n. sp.

Mihonoseki, Shimane, Japan Sea, caught by gill-net. 1961-06-26. E. Harada.

Publ. Seto Mar. Biol. Lab., 10(1), p. 120.

Scyllarus longidactylus HARADA, 1962

#367. Holotype. 1; alcohol, good.

Scyllarus longidactylus n. sp.

Rinkai-ura, Shirahama, Tanabe Bay. 1958-09. Torao Yamamoto.

Publ. Seto Mar. Biol. Lab., 10(1), p. 124.

Solenocera utinomii KUBO, 1951

#114. Holotype. 1; alcohol, good.

Solenocera utinomii Kubo

Off Minabe, 100 m. 1944-03. [unstated].

Journ. Tokyo Univ. Fish., 38(2), p. 263.

Synalpheus striatus KUBO, 1938

#60. Type. ?; alcohol, missing.

Synalpheus striatus Kubo

Osima, associated with comatulids. 1937-07-24. [unstated].

Annot. Zool. Japon., 17(1), p. 89.

Phylum CHAETOGNATHA

Class SAGITTOIDEA

Sagitta ai TOKIOKA, 1939

#280. Type. Many; formalin, good.

Sagitta ai Tokioka

Off Susaki. [unstated]. [unstated].

* [collected by T. Tokioka during 1938–1939].

Rec. Oceanogr. Works in Japan, 10(2), p. 127.

Sagitta crassa TOKIOKA, 1938

#279. Type. Many; formalin, good.

Sagitta crassa Tokioka

Ise Bay. [unstated]. Arasaki.

Zool. Mag. (Japan), 50(6), p. 349.

Sagitta delicata TOKIOKA, 1939

#286. Type [non-type]. Many; formalin, good.

Sagitta delicata

Koga-ura. 1963–08. [unstated].

* [collected by T. Tokioka].

Mem. Imp. Mar. Observ., 7(1), p. 133.

Sagitta pseudoserratodentata TOKIOKA, 1939

#281. Type. Many; formalin, good.

Sagitta pseudoserratodentata

Off Susaki. [unstated]. [unstated].

* [collected by T. Tokioka during 1938–1939].

Rec. Oceanogr. Works in Japan, 10(2), p. 129.

Sagitta serratodentata KROHN forma *pacifica* TOKIOKA, 1940

#278. Type. Many; formalin, good.

Sagitta serratodentata Krohn

Off Susaki. [unstated]. [unstated].

* [collected by T. Tokioka during 1938–1939].

Rec. Austral. Mus., 20(6), p. 375.

Sagitta tropica TOKIOKA, 1942

#62. Type. Many; formalin, good.

Sagitta tropica Tokioka

Palao. 1940. [unstated].

Palao Trop. Biol. Sta. Stud., 2(3), p. 530.

Phylum ECHINODERMATA

Class OPHIUROIDEA

Ophiocentrus tokiokai IRIMURA, 1981

#325. Holotype. 1; alcohol, dried.

Ophiocentrus tokiokai Irimura

Kama-iwa-no-hana, Gobo. 1978-05-04. [unstated].

Publ. Seto Mar. Biol. Lab., 26(1/3), p. 26.

Ophiolepis utinomii IRIMURA, 1968

#205. Holotype. 1; alcohol, good.

Ophiolepis utinomii Irimura

Hatake-jima, Tanabe Bay, littoral zone, under gravel. 1967-08-09. A student visited the Laboratory.

Publ. Seto Mar. Biol. Lab., 15(5), p. 353.

Class HOLOTHUROIDEA

Pseudostichopus (Pseudostichopus) dilatorbis IMAOKA, 1978

#309. Holotype. 1; alcohol, good.

Pseudostichopus dilatorbis n. sp. Imaoka

Near Shimo-Koshiki Island, off west coast of Kyushu, 400-450 m deep. 1976-10-27. T. Imaoka.

Publ. Seto Mar. Biol. Lab., 24(4/6), p. 378.

Pseudostichopus (Pseudostichopus) dilatorbis IMAOKA, 1978

#310. Paratype. 2; alcohol, good.

Pseudostichopus dilatorbis n. sp. Imaoka

Near Shimo-Koshiki Island, off west coast of Kyushu, 400-450 m deep. 1976-10-27. T. Imaoka.

Publ. Seto Mar. Biol. Lab., 24(4/6), p. 378.

Pseudostichopus (Trachostichopus) japonensis IMAOKA, 1978

#313. Holotype. 1; alcohol good.

Pseudostichopus japonensis n. sp. Imaoka

Off the coast of Akita Pref., Japan Sea, 200-300 m deep. 1972-1973. S. Nishimura.

Publ. Seto Mar. Biol. Lab., 24(4/6), p. 382.

Pseudostichopus (Trachostichopus) japonensis IMAOKA, 1978

#314. Paratype. 4; alcohol, good.

Pseudostichopus japonensis n. sp. Imaoka

Off the coast of Akita Pref., Japan Sea, 200-300 m deep. 1972-1973. S. Nishimura.

Publ. Seto Mar. Biol. Lab., 24(4/6), p. 382.

Pseudostichopus (Trachostichopus) tachimaruae IMAOKA, 1978

#311. Holotype. 1; alcohol, good.

Pseudostichopus tachimaruae n. sp. Imaoka

Near Shimo-Koshiki Island, off west coast of Kyushu, 400-450 m deep. 1976-10-27. T. Imaoka.

Publ. Seto Mar. Biol. Lab., 24(4/6), p. 380.

Pseudostichopus (Trachostichopus) tachimaruae IMAOKA, 1978

#312. Paratype. 2; alcohol, good.

Pseudostichopus tachimaruae n. sp. Imaoka

Near Shimo-Koshiki Island, off west coast of Kyushu, 400–450 m deep. 1976–10–27. T. Imaoka.

Publ. Seto Mar. Biol. Lab., 24(4/6), p. 380.

Phylum PROTOCHORDATA

Class ASCIDIACEA

Adagnesia versiculiphora NISHIKAWA, 1982

#330. Holotype. 1; formalin, good.

Adagnesia versiculiphora n. sp. NishikawaOff Noto-ogi, Japan Sea, 37°20.6'N, 137°16.8'E, 20 m deep. 1981–04–24.
Tsutomu Shin'ya.

Publ. Seto Mar. Biol. Lab., 27(1/3), p. 155.

Adagnesia versiculiphora NISHIKAWA, 1982.

#331. Paratype. 15; formalin, good.

Adagnesia versiculiphora n. sp. NishikawaOff Noto-ogi, Japan Sea, 37°20.6'N, 137°16.8'E, 20 m deep. 1981–04–24.
Tsutomu Shin'ya.

Publ. Seto Mar. Biol. Lab., 27(1/3), p. 155.

Amaroucium japonicum TOKIOKA, 1949

#352. Type. 1 colony; formalin, good.

Amaroucium japonicum Tokioka, 1949

Matoya Bay. 1941. Miyadi & Masui.

Publ. Seto Mar. Biol. Lab., 1(1), p. 1.

Amaroucium monotonicum TOKIOKA, 1954

#129. Type. Colonies; formalin, good.

Amaroucium monotonicum Tokioka

Takarazima. 1953–06. [unstated].

Publ. Seto Mar. Biol. Lab., 3(3), p. 242.

Amaroucium nadaense NISHIKAWA, 1980

#326. Holotype. 1 colony; formalin, good.

Amaroucium nadaense Nishikawa, 1980

Off Hiroiso, Nada, Gobo City, 3 m deep. 1978–05–02. Shin-ichiro Fuse et al.

Mem. Natn. Sci. Mus., Tokyo, 13, p. 104.

Amaroucium takii TOKIOKA, 1959

#361. Type. 1 colony; formalin, good.

Amaroucium takii Tokioka, 1959

10 M east to Oki-no-shima, Korea Strait, 85 m deep. 1954–10–12. Iw. Taki.

Publ. Seto Mar. Biol. Lab., 7(2), p. 237.

Aplidiopsis tokaraensis TOKIOKA, 1954

#128. Type. Colonies; formalin, good.

Aplidiopsis tokaraensis Tokioka

Takarazima. 1953-06. [unstated].

Publ. Seto Mar. Biol. Lab., 3(3), p. 241.

Aplidium rhabdocormis NISHIKAWA, 1990

#346. Holotype. 1 colony; formalin, good.

Aplidium rhabdocormis Nishikawa

Toyama Bay, 37°26.9'N, 137°44.2'E, 138-1410 m deep. 1975-06-03. [unstated].

* dredged by Tansei-maru.

Publ. Seto Mar. Biol. Lab., 34(4/6), p. 90.

Ascidia ahodori Oka, 1927

#80. Type [non-type]. 2; formalin, good.

Ascidia ahodori Oka

Nikotsu-sho, Mukaishima. 1935-04-20. [unstated].

Figuraro de Japanaj Bestoj, p. 493.

[Redescription: Tokioka, 1953, Publ. Seto Mar. Biol. Lab., 3(1), p. 7].

Ascidia alpha TOKIOKA, 1953

#73. Type. 2; formalin, good.

Ascidia alpha Tokioka

Nikotsu-sho, Mukaishima. 1935-04-20. [unstated].

Publ. Seto Mar. Biol. Lab., 3(1), p. 10.

Ascidia beta TOKIOKA, 1954

#140. Type. 1; formalin, good.

Ascidia beta Tokioka

Nakanoshima. 1953-06. [unstated].

Publ. Seto Mar. Biol. Lab., 3(3), p. 259.

Ascidia citrina NISHIKAWA & TOKIOKA, 1975

#262. Holotype. 1; formalin, good.

Ascidia citrina Nishikawa & Tokioka

Sabiura, Kushimoto. 1973-01-25. K. Hayashi.

Publ. Seto Mar. Biol. Lab., 22(1/4), p. 217.

Ascidia gamma TOKIOKA, 1954

#71. Type [non-type]. 1; formalin, good.

Ascidia gamma Tokioka

Ezura, Seto. 1939. [unstated].

* [species name "beta" on the label crossed].

Publ. Seto Mar. Biol. Lab., 4(1), p. 83.

Ascidia matoya TOKIOKA, 1949

#356. Type. 10; formalin, good.

Ascidia matoya Tokioka, 1949

Matoya Bay. 1941. [unstated].

- Publ. Seto Mar. Biol. Lab., 1(1), p. 6.
- Ascidia nuda* NISHIKAWA, 1986
#337. Holotype. 1; formalin, good.
Ascidia nuda Nishikawa, 1986
Maravovo, Guadalcanal, 1-5 m deep, vertical cliff of fringing reef. 1984-08-23. T. Nishikawa.
Proc. Japn. Soc. sys. Zool., 32, p. 47.
- Ascidia solomonensis* NISHIKAWA, 1986
#338. Holotype. 1; formalin, good.
Ascidia solomonensis Nishikawa, 1986
Lavuro, NW Guadalcanal, intertidal. 1984-08-18. T. Nishikawa.
Proc. Japn. Soc. sys. Zool., 32, p. 61.
- Ascidia(?) aenigmatica* NISHIKAWA, 1986
#339. Holotype. 1; formalin, good.
Ascidia(?) aenigmatica
Off SW coast of Dogo Island, Oki, St, 2. 1985-09-10. [unstated].
Mem. Natn. Sci. Mus., Tokyo, 19, p. 177.
- Boltenia isibasii* TOKIOKA, 1954
#93. Type. 1; formalin, good.
Boltenia isibasii Tokioka
Osaka Bay. [unstated]. R. Isibasi.
Publ. Seto Mar. Biol. Lab., 4(1), p. 94.
- Botrylloides violaceus marginatus* TOKIOKA, 1967
#288. Type [non-type]. 2 colonies: formalin, good.
Botrylloides violaceus marginatus
Kamae, Kyushu. 1965-07-20. C. Araga.
U.S. Nat. Mus. Bull., 251, p. 160.
- Clavelina (Synclavella) arafurensis* TOKIOKA, 1952
#107. Type. Colonies; formalin, good.
Clavelina (Synclavella) arafurensis Tokioka
Arafura Sea. 1940. S. Wada.
Publ. Seto Mar. Biol. Lab., 2(2), p. 97.
- Clavelina cyclus* TOKIOKA & NISHIKAWA, 1975
#264. Holotype. 1 colony; formalin, good.
Clavelina cyclus Tokioka & Nishikawa
Tinen, Okinawa. 1975-04. Shohei Shirai.
Publ. Seto Mar. Biol. Lab., 22(5), p. 326.
- Clavelina cyclus* TOKIOKA & NISHIKAWA, 1975
#265. Paratype. 1 colony; formalin, good.
Clavelina cyclus Tokioka & Nishikawa
Kabira, Ishigaki Is. 1975-06-24. T. Nishikawa.
Publ. Seto Mar. Biol. Lab., 22(5), p. 326.
- Clavelina obesa* NISHIKAWA & TOKIOKA, 1976

- #289. Holotype & Paratype. Colonies; formalin, good.
Clavelina obesa Nishikawa & Tokioka, 1976
 Takegashima, Tokushima. [unstated]. Sh. Fuse.
 * [collected on 1973-08-03?].
 Publ. Seto Mar. Biol. Lab., 23(1/2), p. 73.
- Cnemidocarpa ramosa* NISHIKAWA, 1991
- #368. Holotype. 1; formalin, good.
Cnemidocarpa ramosa n. sp. Nishikawa
 St. 8, 37°28.9'N, 137°23.4'E, Toyama Bay, 22-30 m deep.
 1975-06-02. Tansei-maru
 Publ. Seto Mar. Biol. Lab., 35(1/3), p. 110.
- Ctenicella undulata* TOKIOKA, 1949
- #359. Type. 4; formalin, good.
Ctenicella undulata Tokioka, 1949
 Matoya Bay. 1941. [unstated].
 Publ. Seto Mar. Biol. Lab., 1(1), p. 14.
- Didemnum (Didemnum) gottschaldi* TOKIOKA, 1950
- #75. Type. Colonies; formalin, good.
Didemnum (Didemnum) gottschaldtii Tokioka [sic]
 Palao. 1940. [unstated].
 Publ. Seto Mar. Biol. Lab., 1(3), p. 118.
- Didemnum (Didemnum) moseleyi* forma *granulatum* TOKIOKA, 1954
- #130. Type. 1 colony; alcohol, good.
Didemnum (Didemnum) moseleyi f. *granulatum* Tokioka
 Takarazima. 1953-06. [unstated].
 Publ. Seto Mar. Biol. Lab., 3(3), p. 244.
- Didemnum (Didemnum) moseleyi* forma *punici-color* TOKIOKA, 1954
- #131. Type. Colonies; alcohol, good.
Didemnum (Didemnum) moseleyi f. *punici-color* Tokioka
 Nakanoshima. 1953-06. [unstated].
 Publ. Seto Mar. Biol. Lab., 3(3), p. 245.
- Didemnum (Didemnum) risirensense* NISHIKAWA, 1990
- #345. Holotype. 1 colony; alcohol, good.
Didemnum (D.) risirensense Nishikawa
 Oshidomari, Rishiri Is., Hokkaido. 1983-08-05. [unstated].
 Publ. Seto Mar. Biol. Lab., 34(4/6), p. 109.
- Didemnum (Polysyncraton) arafurensis* TOKIOKA, 1952
- #110. Type. 1 colony; alcohol, good.
Didemnum (Polysyncraton) arafurensis Tokioka
 Arafura Sea. 1940. R. Wada.
 Publ. Seto Mar. Biol. Lab., 2(2), p. 91.
- Didemnum (Polysyncraton) aspiculatum* TOKIOKA, 1949
- #353. Type. 1 colony; formalin, good.

- Didemnum (Polysyncraton) aspiculatum* Tokioka, 1949
Matoya Bay. 1941. [unstated].
Publ. Seto Mar. Biol. Lab., 1(1), p. 2.
- Distaplia coronata* TOKIOKA, 1955
#153. Type. 1 colony; formalin, good.
Distaplia coronata Tokioka
Shimoda, Izu. [unstated]. [unstated].
* Zooids & larvae of type specimen [in a separate bottle].
Publ. Seto Mar. Biol. Lab., 4(2/3), p. 209.
- Distaplia japonica* TOKIOKA, 1951
#90. Type. 2 colonies; formalin, good.
Distaplia japonica Tokioka
Osaka Bay. [unstated]. Isibasi.
Publ. Seto Mar. Biol. Lab., 1(4), p. 169.
- Distaplia systematica* TOKIOKA, 1958
#360. Type. 1 colony; formalin, good.
Distaplia systematica n. sp.
Hatakezima. 1952-04-11. [unstated].
Publ. Seto Mar. Biol. Lab., 6(3), p. 320.
- Distaplia yezoensis* TOKIOKA, 1951
#69. Type. Colonies; formalin, good.
Distaplia yezoensis Tokioka
Akkeshi. [unstated]. S. Okuda.
Publ. Akkeshi Mar. Biol. Sta., No. 1, p. 4.
- Ecteinascidia jacerens* TOKIOKA, 1954
#139. Type. 3; formalin, good.
Ecteinascidia jacerens Tokioka
Takarazima. 1953-06. [unstated].
Publ. Seto Mar. Biol. Lab., 3(3), p. 256.
- Ecteinascidia tokaraensis* TOKIOKA, 1954
#138. Type. Colonies; formalin, good.
Ecteinascidia tokaraensis Tokioka
Takarazima. 1953-06. [unstated].
Publ. Seto Mar. Biol. Lab., 3(3), p. 255.
- Eudistoma rigida* TOKIOKA, 1955
#98. Type. Colonies; formalin, good.
Eudistoma rigida Tokioka
Gadaraku Reef, Korrer, Palao Isl. 1940. Tokioka.
Publ. Seto Mar. Biol. Lab., 5(1), p. 50.
- Eudistoma rubra* TOKIOKA, 1954
#135. Type. Colonies; formalin, good.
Eudistoma rubra Tokioka
Nakanoshima. 1953-06. [unstated].

- Publ. Seto Mar. Biol. Lab., 3(3), p. 252.
- Eudistoma sunakabri* TOKIOKA, 1954
- #134. Type. Colonies; formalin, good.
- Eudistoma sunakabri* Tokioka
Takarazima. 1953-06. [unstated].
Publ. Seto Mar. Biol. Lab., 3(3), p. 251.
- Eudistoma tokarae* TOKIOKA, 1954
- #136. Type. 2 colonies; formalin, good.
- Eudistoma tokarae* Tokioka
Takarazima. 1953-06. [unstated].
Publ. Seto Mar. Biol. Lab., 3(3), p. 254.
- Eudistoma viridis* TOKIOKA, 1955
- #74. Type. Colonies; formalin, good.
- Eudistoma viridis* Tokioka
Palao. 1940. [unstated].
Publ. Seto Mar. Biol. Lab., 5(1), p. 49.
- Eugyra communis* NISHIKAWA, 1984
- #335. Holotype. 1; formalin, good.
- Eugyra communis* Nishikawa
Off Oga Peninsula, Sta. B-1, 45-59 m deep. 1983-06-23. [unstated].
Mem. Natn. Sci. Mus., Tokyo, 17, p. 154.
- Eugyra extrorsa* NISHIKAWA, 1984
- #334. Holotype. 1; formalin, good.
- Eugyra extrorsa* Nishikawa
Off Oga Peninsula, Sta. C-1; 40°N, 139.5°E, 29-32 m deep. 1983-06-23.
[unstated].
Mem. Natn. Sci. Mus., Tokyo, 17, p. 152.
- Halocynthia simaensis* TOKIOKA, 1949
- #101. Type. 1; formalin, good.
- Halocynthia simaensis* Tokioka
Sugashima. [unstated]. Shiino.
Publ. Seto Mar. Biol. Lab., 1(2), p. 62.
- Hartmeyeria longistigmata* TOKIOKA, 1949
- #358. Type. 10; formalin, good.
- Hartmeyeria longistigmata* Tokioka, 1949
Matoya Bay. 1941. Miyadi & Masui.
Publ. Seto Mar. Biol. Lab., 1(1), p. 11.
- Leptoclinides echinatus* TOKIOKA, 1954
- #94. Type. Colonies; alcohol, good.
- Leptoclinides echinatus* Tokioka
Osaka Bay. [unstated]. Isibasi.
Publ. Seto Mar. Biol. Lab., 4(1), p. 80.
- Leptoclinides komaii* TOKIOKA, 1949

- #354. Type. 1 colony; formalin, good.
Leptoclinides komaii Tokioka, 1949
Matoya Bay, St. 24. 1941. Miyadi & Masui.
Publ. Seto Mar. Biol. Lab., 1(1), p. 4.
- Leptoclinides nigrithorax* TOKIOKA, 1954
#97. Type. 1 colony; alcohol, good.
Leptoclinides nigrithorax Tokioka
Osaka Bay. [unstated]. Isibasi.
Publ. Seto Mar. Biol. Lab., 4(1), p. 79.
- Leptoclinium macrolobium* TOKIOKA, 1949
#118. Type. 5 colonies; formalin, good.
Leptoclinium macrolobium Tokioka
Seto, on the base of a colony of *Pseudodistoma antinboja*. 1942-04. [un-
stated].
Publ. Seto Mar. Biol. Lab., 1(2), p. 44.
- Leptoclinium midori* TOKIOKA, 1954
#132. Type. Colonies; formalin, good.
Leptoclinium midori Tokioka
Takarazima. 1953-06. [unstated].
Publ. Seto Mar. Biol. Lab., 3(3), p. 249.
- Leptoclinium okai* TOKIOKA, 1949
#355. Type. Colonies; formalin, good.
Leptoclinium okai Tokioka, 1949
Matoya Bay. 1941. [unstated].
Publ. Seto Mar. Biol. Lab., 1(1), p. 5.
- Leptoclinium takeharai* TOKIOKA, 1951
#76. Type. Colonies; formalin, good.
Leptoclinium takeharai Tokioka
Otaru coast, on *Laminaria*. Autumn 1936. S. Takehara.
Publ. Akkeshi Mar. Biol. Sta., 1, p. 21.
- Microcosmus curvus* TOKIOKA, 1954
#142. Type. Many; formalin, good.
Microcosmus curvus Tokioka
Takarazima. 1953-06. [unstated].
Publ. Seto Mar. Biol. Lab., 3(3), p. 263.
- Microcosmus multiplicatus* TOKIOKA, 1952
#111. Type. 1; formalin, good.
Microcosmus multiplicatus Tokioka
Arafura Sea. 1940. S. Wada.
Publ. Seto Mar. Biol. Lab., 2(2), p. 132.
- Molgula (Molgula) interrupta* TOKIOKA, 1953
#115. Paratype. 1; formalin, good.
Molgula interrupta Tokioka

- Amadaiba, Sagami Bay, trawled northward to S20.35W, 300–350 M. 1937–08–11. [unstated].
 * formerly T. No. 113.
 Ascidians of Sagami Bay collected by His Majesty the Emperor of Japan, p. 160.
- Molgula (Molgula) interrupta* TOKIOKA, 1953
 #116. Paratype. 1; formalin, good.
Molgula interrupta Tokioka
 West off Amadaiba, Sagami Bay. 1935–07–06. [unstated].
 * One of T. No. 6..
 Ascidians of Sagami Bay collected by His Majesty the Emperor of Japan, p. 160.
- Molgula shimodensis* NISHIKAWA, 1982
 #332. Holotype. 1; formalin, good.
Molgula shimodensis Nishikawa, 1982
 Off Inatomi, near Shimoda, Izu Peninsula, 81–87 m deep, fine sand. 1981–10–19. [unstated].
 Mem. Natn. Sci. Mus., Tokyo, 15, p. 210.
- Molgula tectiformis* NISHIKAWA, 1991
 #369. Holotype. 1; formalin, good.
Molgula tectiformis n. sp. Nishikawa
 Off Moura, near Asamushi, Mutsu Bay, attached to a buoy.
 1980–08–21. T. Nishikawa.
 Publ. Seto Mar. Biol. Lab., 35(1/3), p. 160.
- Perophora listeri* var. *tokarae* TOKIOKA, 1954
 #137. Type. Colonies; formalin, good.
Perophora listeri Forbes and Hanley var. *tokarae* Tok.
 Takarazima. 1953–06. [unstated].
 Publ. Seto Mar. Biol. Lab., 3(3), p. 254.
- Podoclavella polycitorella* TOKIOKA, 1954
 #133. Type. Colonies; formalin, good.
Podoclavella polycitorella Tokioka
 Takarazima. 1953–06. [unstated].
 Publ. Seto Mar. Biol. Lab., 3(3), p. 250.
- Polyandrocarpa (Polyandrocarpa) sagamiensis* Tokioka, 1953
 #112. Type. 1 zooid; alcohol, good.
Polyandrocarpa sagamiana Tokioka
 Miyose-no-takane, 15 m, Kamekisyo, Sagami Bay. 1936–07–29. [unstated].
 * The zooid on which the description was based.
 Ascidians of Sagami Bay collected by His Majesty the Emperor of Japan, p. 105.
- Polycarpa iwayamae* TOKIOKA, 1950
 #77. Type. 2; formalin, good.

- Polycarpa iwayamae* Tokioka
Gerhergaer Strait, Palao. 1940. [unstated].
Publ. Seto Mar. Biol. Lab., 1(3), p. 143.
- Polycarpa longicarpa* TOKIOKA, 1952
#105. Type. 1; formalin, good.
Polycarpa longicarpa Tokioka
Arafura Sea. 1940. [unstated].
Publ. Seto Mar. Biol. Lab., 2(2), p. 120.
- Polycarpa longiformis* TOKIOKA, 1952
#108. Type. 2; formalin, 1; good.
Polycarpa longiformis Tokioka
Arafura Sea. 1940. S. Wada.
Publ. Seto Mar. Biol. Lab., 2(2), p. 119.
- Polycarpa simplex* TOKIOKA, 1950
#72. Type. Many; formalin, good.
Polycarpa simplex Tokioka
Palao. 1940. [unstated].
Publ. Seto Mar. Biol. Lab., 1(3), p. 138.
- Polycarpa takarazima* TOKIOKA, 1954
#141. Type. Many; formalin, good.
Polycarpa takarazima Tokioka
Takarazima. 1953-06. [unstated].
Publ. Seto Mar. Biol. Lab., 3(3), p. 260.
- Polycitor renzi-wadai* TOKIOKA, 1952
#109. Type. 1 colony; formalin, good.
Polycitor renzi-wadai Tokioka
Arafura Sea. 1940. R. Wada.
Publ. Seto Mar. Biol. Lab., 2(2), p. 96.
- Polycitorella setoensis* NISHIKAWA, 1980
#327. Holotype. 1 colony; alcohol, good.
Polycitorella setoensis Nishikawa
Shisojima Islet, Tanabe Bay. 1961-05-02. Torao Yamamoto.
Mem. Natn. Sci. Mus., Tokyo, 13, p. 107.
- Polyclinum tsutsuii* TOKIOKA, 1954
#127. Type. Colonies; formalin, good.
Polyclinum tsutsuii Tokioka
Takarazima. 1953-06. [unstated].
Publ. Seto Mar. Biol. Lab., 3(3), p. 240.
- Polyzoa pacifica* TOKIOKA, 1951
#91. Type. Colonies; formalin, good.
Polyzoa pacifica Tokioka
Osaka Bay. [unstated]. Isibasi.
Publ. Seto Mar. Biol. Lab., 1(4), p. 173.

Polyzoa vesiculiphora TOKIOKA, 1951

#79. Type. Colonies; formalin, good.

Polyzoa vesiculiphora TOKIOKA

Akkeshi. [unstated]. S. Okuda.

Publ. Akkeshi Mar. Biol. Sta., 1, p. 11.

Pseudodistoma antinboja TOKIOKA, 1949

#68. Type. 1 colony; formalin, good.

Pseudodistoma antinboja n. sp.

Seto. 1942-04-26. [unstated].

Publ. Seto Mar. Biol. Lab., 1(2), p. 39.

Pseudodistoma kanoko TOKIOKA & NISHIKAWA, 1975

#263. Holotype & Paratype. 2 colonies; formalin, dried.

Pseudodistoma kanoko Tokioka & Nishikawa

Tinen, Okinawa. 1975-04. Shohei Shirai.

* [The holotype specimen is not distinguished from paratype specimens].

Publ. Seto Mar. Biol. Lab., 22(5), p. 324.

Pyura aspera TOKIOKA, 1949

#357. Type. 1; formalin, good.

Pyura aspera Tokioka, 1949

Matoya Bay. 1941. [unstated].

Publ. Seto Mar. Biol. Lab., 1(1), p. 10.

Pyura curvigona TOKIOKA, 1950

#100. Type. 3; alcohol, good.

Pyura curvigona Tokioka

?Gerhergaer, Korrer, Palao Isl.. 1940. Tokioka.

Publ. Seto Mar. Biol. Lab., 1(3), p. 147.

Pyura lepidoderma TOKIOKA, 1949

#96. Type. 9; formalin, good.

Pyura lepidoderma Tokioka

Osaka Bay. [unstated]. R. Isibasi.

Publ. Seto Mar. Biol. Lab., 1(1), p. 10.

Pyura masuii TOKIOKA, 1949

#102. Type. 5; formalin, good.

Pyura masuii Tokioka

Tokyo Bay. 1939-1940. [unstated].

Publ. Seto Mar. Biol. Lab., 1(2), p. 57.

Pyura michaelsoni var. *depressa* TOKIOKA, 1949

#103. Type. 1; formalin, good.

Pyura michaelsoni (Oka) var. *depressa* Tokioka

Sugashima. [unstated]. Shiino.

Publ. Seto Mar. Biol. Lab., 1(2), p. 56.

Pyura shiinoi TOKIOKA, 1949

#99. Type. 2; formalin, good.

- Pyura shiinoi* Tokioka
Sugashima. [unstated]. Shiino.
Publ. Seto Mar. Biol. Lab., 1(2), p. 59.
- Styela clava* HERDMAN var. *symmetrica* TOKIOKA, 1959
#285. Type. Many; formalin, good.
Styela clava Herdman var. *symmetrica*
Kata. 1937-08. [unstated].
* [originally noted as *Styela clava* Herdman].
Publ. Seto Mar. Biol. Lab., 7(3), p. 460.
- Styela isibasii* TOKIOKA, 1951
#95. Type. 1; formalin, good.
Styela isibasii Tokioka
Osaka Bay. [unstated]. Isibasi.
Publ. Seto Mar. Biol. Lab., 1(4), p. 179.
- Styela mammiculata* CARLISLE, 1954
#154. Type [non-type]. 1; formalin, good.
Styela mammiculata Carlisle
Plymouth Sound. [unstated]. [unstated].
* (Isotype).
J. mar. biol. Ass. U.K., 33, p. 329.
- Styela plicata* forma *tenuis* TOKIOKA, 1951
#92. Type. 6; formalin, good.
Styela plicata f. *tenuis* Tokioka
Osaka Bay. [unstated]. R. Isibasi.
Publ. Seto Mar. Biol. Lab., 1(4), p. 177.
- Sycozoa seizi-wadaii* TOKIOKA, 1952
#106. Type. Colonies; formalin, good.
Sycozoa seizi-wadaii Tokioka
Arafura Sea. 1940. S. Wada.
Publ. Seto Mar. Biol. Lab., 2(2), p. 99.
- Symplegma connectans* TOKIOKA, 1949
#119. Type. 1 colony; formalin, good.
Symplegma connectans Tokioka, 1949
Sugashima. [unstated]. Shiino.
Publ. Seto Mar. Biol. Lab., 1(2), p. 51.
- Symplegma reptans* (OKA, 1927)
#78. Type [non-type]. ?; ?, missing.
[*Symplegma reptans* (Oka)]
[Tatiga-tani, on glass plate]. 1940-04-02. [unstated].
Figuraro de Japanaj Bestoj, p. 496.
[Redescription: Tokioka, 1949, Publ. Seto Mar. Biol. Lab., 1(2), p. 49].
- Syndendrodoa composita* TOKIOKA, 1951
#104. Type. Many; formalin, good.

- Syndendrodoa composita* Tokioka
 Akkeshi. [unstated]. Okuda.
 Publ. Akkeshi Mar. Biol. Sta., 1, p. 14.
- Syndiazona chinensis* TOKIOKA, 1955
 #152. Type. 1 colony; formalin, good.
Syndiazona chinensis Tokioka
 East China Sea, 29°08'–12'N, 126°10'–22'E, 93 m. 1954–07–10. [unstated].
 Publ. Seto Mar. Biol. Lab., 4(2/3), p. 206.
- Syndiazona grandis* var. *discooides* TOKIOKA, 1949
 #67. Type. 1 colony; alcohol, good.
Syndiazona grandis var. *discooides* Tokioka
 Seto. [unstated]. [unstated].
 Publ. Seto Mar. Biol. Lab., 1(2), p. 48.

Class APPENDICULARIA

- Fritillaria arafaera* TOKIOKA, 1956
 #362. Type. ?; formalin, ?.
Fritillaria arafaera n. sp.
 Arafura Sea. 1955. [unstated].
 * [no specimens discernible in the container].
 Pac. Sci., 10, p. 403.

Class THALIACEA

- Cyclosalpa komaii* IHLE & IHLE-LANDENBERG, 1936
 #284. Type [?]. 2; formalin, good.
Cyclosalpa komaii Ihle – Ihle Landenberg
 Seto. [unstated]. [unstated].
 * [collected during 1930–1931 by T. Komai?].
 Pubbl. Staz. Zool. Napoli, 15, p. 274.
- Thalia democratica* (FORSKAL, 1775) var. *orientalis* TOKIOKA, 1937
 #282. Type. Many; formalin, good.
Thalia democratica var. *orientalis* Tokioka
 Off Susaki. [unstated]. [unstated].
 * sol. & greg. [collected by T. Tokioka during 1938–1939].
 Annot. Zool. Japon., 16(3), p. 226.
- Thalia democratica* var. *orientalis* forma *echinata* TOKIOKA, 1937
 #283. Type. Many; formalin, good.
Thalia democratica var. *orientalis* forma *echinata* Tokioka
 Off Susaki. [unstated]. [unstated].
 * sol. and greg. [collected by T. Tokioka during 1938–1939].
 Annot. Zool. Japon., 16(3), p. 229.

Phylum VERTEBRATA

Class OSTEICHTHYES

Amblyeleotris maculata YANAGISAWA, 1976

#254. Holotype. 1; formalin, good.

Amblyeleotris maculata Yanagisawa

Sesoko Island, Okinawa, 5 m deep, sand and coral rubble bottom. 1974-10-21. Y. Yanagisawa.

Publ. Seto Mar. Biol. Lab., 23(1/2), p. 147.

Amblyeleotris maculata YANAGISAWA, 1976

#255. Paratype. 1; formalin, good.

Amblyeleotris maculata Yanagisawa

Sesoko Island, Okinawa, 5 m deep, sand and coral rubble bottom. 1974-10-21. Y. Yanagisawa.

Publ. Seto Mar. Biol. Lab., 23(1/2), p. 147.

Amblyeleotris maculata YANAGISAWA, 1976

#256. Paratype. 1; formalin, dried.

Amblyeleotris maculata Yanagisawa

Sesoko Island, Okinawa, 5 m deep, sand and coral rubble bottom. 1974-10-23. Y. Yanagisawa.

Publ. Seto Mar. Biol. Lab., 23(1/2), p. 147.

Amblyeleotris ogasawarensis YANAGISAWA, 1978

#304. Holotype. 1; formalin, good.

Amblyeleotris ogasawarensis Yanagisawa

Futami Bay, Chichi-zima, Ogasawara Is., sand and coral rubble bottom, 6 m depth. 1974-04-13. Y. Yanagisawa.

Publ. Seto Mar. Biol. Lab., 24(4/6), p. 303.

Amblyeleotris ogasawarensis YANAGISAWA, 1978

#305. Paratype. 2; formalin, good.

Amblyeleotris ogasawarensis Yanagisawa

Futami Bay, Chichi-zima, Ogasawara Is., sand and coral rubble bottom, 6 m depth. 1974-04-13. Y. Yanagisawa.

Publ. Seto Mar. Biol. Lab., 24(4/6), p. 303.

Amblyeleotris ogasawarensis YANAGISAWA, 1978

#306. Paratype. 1; formalin, good.

Amblyeleotris ogasawarensis Yanagisawa

Futami Bay, Chichi-zima, Ogasawara Is., sand and coral rubble bottom, 10 m depth. 1974-04-15. Y. Yanagisawa.

Publ. Seto Mar. Biol. Lab., 24(4/6), p. 303.

Amblyeleotris ogasawarensis YANAGISAWA, 1978

#307. Paratype. 4; formalin, good.

Amblyeleotris ogasawarensis Yanagisawa

- Futami Bay, Chichi-zima, Ogasawara Is., sand and coral rubble bottom, 10 m depth. 1974-04-17. Y. Yanagisawa.
Publ. Seto Mar. Biol. Lab., 24(4/6), p. 303.
- Amblyeleotris ogasawarensis* YANAGISAWA, 1978
#308. Paratype. 1; formalin, good.
Amblyeleotris ogasawarensis Yanagisawa
Sesoko I., Okinawa Is., sand bottom, 35 m depth. 1976-03-20. T. Yoshino.
Publ. Seto Mar. Biol. Lab., 24(4/6), p. 303.
- Cryptocentrus flavus* YANAGISAWA, 1978
#290. Holotype. 1; formalin, good.
Cryptocentrus flavus Yanagisawa
Kabira Bay, Ishigaki I., mud bottom, 1 m depth. 1978-07-11. C. Araga & T. Yoshino.
Publ. Seto Mar. Biol. Lab., 24(4/6), p. 274.
- Cryptocentrus flavus* YANAGISAWA, 1978
#291. Paratype. 1; formalin, good.
Cryptocentrus flavus Yanagisawa
Kabira Bay, Ishigaki I., mud bottom, 1 m depth. 1973-07-11. C. Araga & T. Yoshino.
Publ. Seto Mar. Biol. Lab., 24(4/6), p. 274.
- Cryptocentrus flavus* YANAGISAWA, 1978
#292. Paratype. 1; formalin, good.
Cryptocentrus flavus Yanagisawa
Sakieda, Ishigaki I., sandy mud bottom, 3 m depth. 1973-02-15. Y. Yanagisawa.
Publ. Seto Mar. Biol. Lab., 24(4/6), p. 274.
- Mars albidorsus* YANAGISAWA, 1978
#299. Holotype. 1; formalin, good.
Mars albidorsus Yanagisawa
Sonai, Iriomote I., sand, coral and rubble bottom, 1 m depth. 1973-02-17. Y. Yanagisawa.
Publ. Seto Mar. Biol. Lab., 24(4/6), p. 282.
- Mars albidorsus* YANAGISAWA, 1978
#300. Paratype. 1; formalin, good.
Mars albidorsus Yanagisawa
Akasaki Reef, Yoron I., sand, coral and rubble bottom, 1 m depth. 1973-02-28. Y. Yanagisawa.
Publ. Seto Mar. Biol. Lab., 24(4/6), p. 282.
- Mars nigrocellatus* YANAGISAWA, 1978
#293. Holotype. 1; formalin, good.
Mars nigrocellatus Yanagisawa
Shiramizu, Kikai I., sand, coral and rubble bottom, 5 m depth. 1975-08-14. Y. Yanagisawa.

- Publ. Seto Mar. Biol. Lab., 24(4/6), p. 280.
- Mars nigrocellatus* YANAGISAWA, 1978
 #294. Paratype. 1; formalin, good.
Mars nigrocellatus Yanagisawa
 Shiramizu, Kikai I., sand, coral and rubble bottom, 5 m depth. 1975-08-14.
 Y. Yanagisawa.
 Publ. Seto Mar. Biol. Lab., 24(4/6), p. 280.
- Mars nigrocellatus* YANAGISAWA, 1978
 #295. Paratype. 1; formalin, good.
Mars nigrocellatus Yanagisawa
 Akasaki Reef, Yoron I., sand, coral and rubble bottom, 1.5-3 m depth. 1973-06-11. Y. Yanagisawa.
 Publ. Seto Mar. Biol. Lab., 24(4/6), p. 280.
- Mars nigrocellatus* YANAGISAWA, 1978
 #296. Paratype. 1; formalin, good.
Mars nigrocellatus Yanagisawa
 Akasaki Reef, Yoron I., sand, coral and rubble bottom, 1.5-3 m depth. 1973-06-12. Y. Yanagisawa.
 Publ. Seto Mar. Biol. Lab., 24(4/6), p. 280.
- Mars nigrocellatus* YANAGISAWA, 1978
 #297. Paratype. 1; formalin, good.
Mars nigrocellatus Yanagisawa
 Akasaki Reef, Yoron I., sand, coral and rubble bottom, 1.5-3 m depth. 1973-10-29. Y. Yanagisawa.
 Publ. Seto Mar. Biol. Lab., 24(4/6), p. 280.
- Mars nigrocellatus* YANAGISAWA, 1978
 #298. Paratype. 1; formalin, good.
Mars nigrocellatus Yanagisawa
 Akasaki Reef, Yoron I., sand, coral and rubble bottom, 1.5-3 m depth. 1973-10-30. Y. Yanagisawa.
 Publ. Seto Mar. Biol. Lab., 24(4/6), p. 280.
- Psenes kamoharai* ABE, KOJIMA & KOSAKAI, 1963
 #198. Holotype. 1; formalin, good.
Psenes kamoharai Abe, Sh. Kojima & T. Kosakai
 Kii. [unstated]. [unstated].
 * = *P. cyanophrys* Kamohara 1942; *Psenes cyanophrys* C. & V.
 Jap. Journ. Ichthy., 11(1/2), p. 31.
- Vanderhorstia lanceolata* YANAGISAWA, 1978
 #301. Holotype. 1; formalin, good.
Vanderhorstia lanceolata Yanagisawa
 Hatake-zima, Tanabe Bay, mud bottom, 15 m depth. 1973-09-27. Y. Yanagisawa.
 Publ. Seto Mar. Biol. Lab., 24(4/6), p. 290.

Vanderhorstia lanceolata YANAGISAWA, 1978

#302. Paratype. 1; formalin, good.

Vanderhorstia lanceolata Yanagisawa

Hatake-zima, Tanabe Bay, mud bottom, 15 m depth. 1973-09-02. Y. Yanagisawa.

Publ. Seto Mar. Biol. Lab., 24(4/6), p. 290.

Vanderhorstia lanceolata YANAGISAWA, 1978

#303. Paratype. 1; formalin, good.

Vanderhorstia lanceolata Yanagisawa

Hatake-zima, Tanabe Bay, mud bottom, 15 m depth. 1973-09-27. Y. Yanagisawa.

Publ. Seto Mar. Biol. Lab., 24(4/6), p. 290.

References

- ABE, T., KOJIMA, S. & KOSAKAI, T. 1963. Description of a new nomeid fish from Japan. Jap. Journ. Ichthy., 11(1/2): 31-35, 1 table.
- ARIMOTO, I. 1976. *Heterocaprella clavigera* n. gen, n. sp, a unique new caprellid with remarkable sexual dimorphism, from the Korean Straits (Amphipoda, Caprellidea). Crustaceana, 30(1): 43-48.
- BABA, K. 1938. Opisthobranchia of Kii, middle Japan. Journ. Dept. Agric., Kyusyu Imp. Univ., 6 (1): 1-19.
- BARNARD, K.H. 1925. Report on a collection of Cirripedia (barnacles) from South African waters. Fish. Mar. Biol. Surv. IV, Capetown, Rept., 6: 1-5.
- BAYER, F.M. & MUZIK, K.M. 1976. A new solitary octocoral, *Taiaroa tauhou* gen. et sp. nov. (Coelenterata: Protoalcyonaria) from New Zealand. Journ. Roy. Soc. New Zealand, 6(4): 499-515.
- BERNDT, W. 1907. Über das System der Acrothoracica. Arch. f. Naturgesch., 73(1): 287-289.
- CARLISLE, D.B. 1954. *Styela mammiculata* n. sp., a new species of ascidian from the Plymouth area. J. mar. biol. Ass. U.K., 33: 329-334.
- DARWIN, C. 1854. A monograph on the sub-class Cirripedia, with figures of all the species. Volume 2. The Balanidae, (or the sessile cirripedes): the Verrucidae, etc., etc., etc. The Ray Society, London, viii+684 pp., 30 pls.
- FUJINO, T. & MIYAKE, S. 1969. On two new species of palaemonid shrimps from Tanabe Bay, Kii Peninsula, Japan (Crustacea, Decapoda, Palaemonidae). Publ. Seto Mar. Biol. Lab., 17(3): 143-154.
- GRAY, J.E. 1835. Characters of a new genus of corals (*Nidalia*). Proc. Zool. Soc. London, Part III, 1835: 59-60.
- GRAY, J.E. 1862. Description of two new genera of zoophytes (*Solenocaulon* and *Bellonella*) discovered on the north coast of Australia by Mr. Rayner. Proc. of the Scientific Meetings of the Zoological Society of London, Year 1862: 34-37.
- HANCOCK, A. 1849. Notice of the occurrence on the British coast of a burrowing barnacle belonging to a new order of the class Cirripedia. Ann. Mag. Nat. Hist., 4(2): 305-314, VIII-IX.
- HARADA, E. 1962. On the genus *Scyllarus* (Crustacea Decapoda: Reptantia) from Japan. Publ. Seto Mar. Biol. Lab., 10(1): 109-132, VIII-XIV.
- HARADA, E. 1971. A new amphipod of the genus *Siphonocetes* from the shallow bottom of southern Japan, with reference to the diagnoses of the genus and its species. Publ. Seto Mar. Biol. Lab., 18(6): 355-378.
- HIRO, F. 1931. Notes on some new Cirripedia from Japan. Mem. Coll. Sci., Kyoto Imp. Univ., Ser. B, 7(3): 143-158, XI-XIV.

- HIRO, F. 1932. Report on the Japanese species of the genus *Calantica* (Cirripedia). Annot. Zool. Japon., 13(5): 467-485.
- HIRO, F. 1933. Report on the Cirripedia collected by the surveying ships of the Imperial Fisheries Experimental Station on the continental shelf bordering Japan. Rec. Oceanogr. Works in Japan, 5: 11-84, I-III.
- HIRO, F. 1933. Notes on two interesting pedunculate cirripeds, *Malacolepas conchicola* n. gen. et sp. and *Koleolepas avis* (Hiro), with remarks on their systematic positions. Mem. Coll. Sci., Kyoto Imp. Univ., Ser. B, 8(3): 233-247, VIII-IX.
- HIRO, F. 1934. A new coral-inhabiting barnacle, *Pyrgoma orbicellae* n. sp. Proc. Imp. Acad., 10(6): 367-369.
- HIRO, F. 1936. Descriptions of three new species of Cirripedia from Japan. Bull. Biogeogr. Soc. Japan, 6(23): 221-230.
- HIRO, F. 1936. Report on the Cirripedia collected in the Malayan waters by the ship 'Zuiho-maru'. Jap. Journ. Zool., 6(4): 621-635.
- HIRO, F. 1937. Studies on cirripedian fauna of Japan. II. Cirripeds found in the vicinity of the Seto Marine Biological Laboratory. Mem. Coll. Sci., Kyoto Imp. Univ., Ser. B, 12(3): 385-478.
- HIRO, F. 1937. Cirripeds of the Palao Islands. Palao Trop. Biol. Sta. Stud., 1: 37-72, III.
- HIRO, F. 1937. A new barnacle, *Acasta echinata* n. sp. imbedded in the stalk of an alcyonarian from southern Japan. Zool. Mag. (Japan), 49(2): 70-71.
- HIRO, F. 1938. *Cyamus elongatus* n. sp., a new whale-lice from Japan. Annot. Zool. Japon., 17(1): 71-77.
- HIRO, F. 1938. Notes on the animals found on *Macrocheira kaempferi* de Haan. I. Cirripeds, II. Molluscs. Annot. Zool. Japon., 17(3/4): 465-476.
- HIRO, F. 1938. Studies on the animals inhabiting reef corals. II. Cirripeds of the genera *Creusia* and *Pyrgoma*. Palao Trop. Biol. Sta. Stud., 3: 391-416, I.
- HIRO, F. 1938. On the Japanese forms of *Balanus amphitrite* Darwin. Zool. Mag. (Japan), 50(6): 299-313 [in Japanese].
- HIRO, F. 1939. Studies on the cirripedian fauna of Japan. III. Supplementary notes on the cirripeds found in the vicinity of Seto. Mem. Coll. Sci., Kyoto Imp. Univ., Ser. B, 15(2): 237-244.
- HIRO, F. 1939. Studies on the cirripedian fauna of Japan. IV. Cirripeds of Formosa (Taiwan), with some geographical and ecological remarks on the littoral forms. Mem. Coll. Sci., Kyoto Imp. Univ., Ser. B, 15(2): 245-284.
- HIRO, F. 1939. Some barnacles from the Ogasawara Islands. Annot. Zool. Japon., 18(1): 49-57.
- HIRO, F. 1939. Notes on the animals found on *Macrocheira kaempferi* de Haan. III. Hydroids. Annot. Zool. Japon., 18(3): 167-176.
- HUMES, A.G. 1970. *Paramacrochiron japonicum* n. sp., a cyclopoid copepod associated with a medusa in Japan. Publ. Seto Mar. Biol. Lab., 18(4): 223-232.
- IHLE, J.E.W. & IHLE-LANDENBERG, M.E. 1936. *Cyclosalpa virgula* (Vogt) und *Cyclosalpa Komaii* n. sp. Pubbl. Staz. Zool. Napoli, 15: 274-283, 1 pl.
- IMAOKA, T. 1978. Three new species of the genus *Pseudostichopus* from the Japanese waters (Holothurioidea: Gephyrothuriidae). Publ. Seto Mar. Biol. Lab., 24(4/6): 377-385, 1 table.
- IRIMURA, S. 1968. A new species of Ophiuroidea from the coast of Kii Peninsula, Japan. Publ. Seto Mar. Biol. Lab., 15(5): 353-356.
- IRIMURA, S. 1981. Ophiurans from Tanabe Bay and its vicinity, with the description of a new species of *Ophiocentrus*. Publ. Seto Mar. Biol. Lab., 26(1/3): 15-49.
- IWATA, F. 1954. Invertebrate fauna of the intertidal zone of the Tokara Islands X. Nemertini. Publ. Seto Mar. Biol. Lab., 4(1): 27-31.
- IZAWA, K. 1974. *Sarcotaces*, a genus of parasitic copepods (Cyclopoida: Philichthyidae), found on Japanese fishes. Publ. Seto Mar. Biol. Lab., 21(3/4): 179-191.
- IZAWA, K. 1974. On three new species of *Colobomatulus* (Cyclopoida: Philichthyidae) parasitic on Japanese fishes. Publ. Seto Mar. Biol. Lab., 21(5/6): 335-343.
- KATO, K. 1938. Polyclads from Seto, middle Japan. Jap. Journ. Zool., 7(4): 577-593, XXXVIII-XXXIX.
- KENT, S. 1870. On two new genera of alcyonoid corals, taken in the recent expedition of the

- Yacht Norna off the coast of Spain and Portugal. Quart. Journ. Microscop. Sci., New Ser., 10: 397-399.
- KUBO, I. 1938. A new snapping shrimp belonging to the genus *Synalpheus*. Annot. Zool. Japon., 17 (1): 89-92.
- KUBO, I. 1951. Some macrurous decapod Crustacea found in Japanese waters, with descriptions of four new species. Journ. Tokyo Univ. Fish., 38(2): 259-289.
- MIYA, Y. & MIYAKE, S. 1969. Description of *Alpheus bellulus* sp. nov. associated with gobies from Japan (Crustacea, Decapoda, Alpheidae). Publ. Seto Mar. Biol. Lab., 16(5): 307-314.
- MIYAKE, S. 1943. Studies on the crab-shaped Anomura of Nippon and adjacent waters. Journ. Dept. Agric., Kyusyu Imp. Univ., 7(3): 49-158.
- MIYAKE, S. 1957. A new porcellanid crab from middle Japan. Publ. Seto Mar. Biol. Lab., 6(1): 75-78.
- MORINO, H. 1972. Studies on the Talitridae (Amphipoda, Crustacea) in Japan. I. Taxonomy of *Talorchestia* and *Orchestoidea*. Publ. Seto Mar. Biol. Lab., 21(1): 43-65.
- NEWMAN, W.A. 1961. *Octolasmis californiana*, spec. nov., a pedunculate barnacle from the gills of the California spiny lobster. The Veliger, 3(1): 9-11, 1 pl.
- NEWMAN, W.A. 1967. A new genus of Chthamalidae (Cirripedia, Balanomorpha) from the Red Sea and Indian Ocean. Journ. Zool., London, 153: 423-435.
- NEWMAN, W.A. & ROSS, A. 1971. Antarctic Cirripedia. Monographic account based on specimens collected chiefly under the United States Antarctic Research Program, 1962-1965. Antarc. Res. Ser., 14: 1-257, I-XLVIII.
- NISHIKAWA, T. 1980. Ascidians from the coast of Kii Peninsula, middle Japan, with descriptions of two new species. Mem. Natn. Sci. Mus., Tokyo, 13: 97-111.
- NISHIKAWA, T. 1982. Some ascidians collected in the vicinity of Shimoda, Izu Peninsula, middle Japan. Mem. Natn. Sci. Mus., Tokyo, 15: 203-212.
- NISHIKAWA, T. 1982. Contributions to the Japanese ascidian fauna XXVI. A new species of *Adagnesia* (Family Agnesiidae) from the Japan Sea, with a note on its strange structure, "epidermal visicle". Publ. Seto Mar. Biol. Lab., 27(1/3): 155-163.
- NISHIKAWA, T. 1984. Ascidians collected in the vicinity of the Oga Peninsula, the Japan Sea. Mem. Natn. Sci. Mus., Tokyo, 17: 149-161.
- NISHIKAWA, T. 1986. Some ascidians dredged around the Oki Islands, the Japan Sea. Mem. Natn. Sci. Mus., Tokyo, 19: 175-184.
- NISHIKAWA, T. 1986. Ascidians from the Gilbert and Solomon Islands and Nauru. I. Perophoridae, Ascidiidae and Corellidae. Proc. Japn. Soc. sys. Zool., 32: 30-78.
- NISHIKAWA, T. 1990. The ascidians of the Japan Sea. I. Publ. Seto Mar. Biol. Lab., 34(4/6): 73-148.
- NISHIKAWA, T. 1991. The ascidians of the Japan Sea. II. Publ. Seto Mar. Biol. Lab., 35(1/3): 25-170.
- NISHIKAWA, T. & TOKIOKA, T. 1975. Contributions to the Japanese ascidian fauna XXVI. Notes on simple ascidians commonly found in the waters near the Sabiura Marine Park Research Laboratory. Publ. Seto Mar. Biol. Lab., 22(1/4): 217-222.
- NISHIKAWA, T. & TOKIOKA, T. 1976. Contributions to the Japanese ascidian fauna XXIX. Notes on some clavelinids from the Japanese waters. Publ. Seto Mar. Biol. Lab., 23(1/2): 63-82.
- NISHIMURA, S. 1968. *Gnorimosphaeroma lata* n. sp., a new marine isopod from Kii, Japan. Publ. Seto Mar. Biol. Lab., 16(4): 273-280.
- NISHIMURA, S. 1969. A new *Cymodocella* from Japan (Isopoda: Sphaeromatidae). Publ. Seto Mar. Biol. Lab., 16(5): 335-344.
- NISHIMURA, S. 1969. *Gnorimosphaeroma salebrosa* sp. nov. from the coast of Kii, Japan (Isopoda: Sphaeromatidae). Publ. Seto Mar. Biol. Lab., 16(6): 385-393.
- NISHIMURA, S. 1976. *Dynoidella conchicola*, gen et sp. nov. (Isopoda, Sphaeromatidae), from Japan, with a note on its association with intertidal snails. Publ. Seto Mar. Biol. Lab., 23(3/5): 275-282.
- NOLL, F.C. 1872. *Kochlorine hamata* N., ein bohrender Cirripede. Berich. Senckenberg. naturforsch. Gesellsch., 4: 50-58.
- NUNOMURA, N. 1973. Description of *Microcerberus kiiensis*, n. sp.: primary record of the suborder

- Microcerberidea (Crustacea, Isopoda) in Japan. Publ. Seto Mar. Biol. Lab., 21(2): 89-93.
- OHSHIMA, H. 1927. *Nymphonella tapetis*, n.g., n.sp., a pycnogon parasitic in a bivalve. Annot. Zool. Japon., 11(3): 257-263.
- OKA, A. 1927. Figuraro de Japanaj Bestoj ["Nihon Dobutsu Zukan, 1927 Ed."]. (in part). Hoku-ryukan, Tokyo, 10+2168+67+172+94 pp., 21 pls. [in Japanese].
- OTUKA, Y. 1939. On some non-sculptured species of the genus *Capulus*. Venus, 9(2): 89-98, IV.
- ROSELL, N.C. 1975. A new *Tetraclitella* (Cirripedia, Thoracica) from the Philippines. Crustaceana, 28(1): 96-100.
- SHIINO, S.M. 1932. *Ichthyotaces pteroisicola*, n. gen. & n. sp. A copepod parasitic on the fish *Pterois lunulata* Temm. & Schl. Annot. Zool. Japon., 13(4): 417-433.
- SHIINO, S.M. 1933. Bopyrids from Tanabe Bay. Mem. Coll. Sci., Kyoto Imp. Univ., Ser. B, 8(3): 249-300.
- SHIINO, S.M. 1934. Bopyrids from Tanabe Bay II. Mem. Coll. Sci., Kyoto Imp. Univ., Ser. B, 9(4): 257-287.
- STIASNY, G. 1937. Gorgonaria von Cap Blanco, gesammelt durch Dr. Theodore Monod. Temminckia, 2: 297-316, XVI-XVII.
- STIASNY, G. 1939. Gorgonaria von Kap Blanco, Senegal und Rio d'Ouro (Aus dem Zoologischen Museum, Amsterdam). Revue du Zoologie et Botanique Africaines, 32(3/4): 285-322, XXVIII.
- TAKEDA, M. 1984. A new crab of the family Grapsidae from Japan. Bull. Natn. Sci. Mus., Tokyo, Ser. A (Zool.), 10(3): 117-120.
- TAKEDA, M. & NAGAI, S. 1983. Description of a new crab from Kushimoto, the Kii Peninsula, southwest Japan. Bull. Natn. Sci. Mus., Tokyo, Ser. A (Zool.), 9(2): 45-49.
- TAKI, IW. 1972. On a new species of *Lamellaria* (*L. utinomii*, n. sp.) from Shirahama, Wakayama Prefecture, Japan (Moll., Gastropoda). Publ. Seto Mar. Biol. Lab., 21(1): 1-12.
- TANITA, S. 1943. Studies on the Calcareo of Japan. Sci. Rept. Tohoku Imp. Univ. (Biol.), 17(4): 353-490.
- THOMSON, J.A. & DEAN, L.M.I. 1931. The Alcyonacea of the Siboga Expedition with an addendum to the Gorgonacea. Siboga-Expedition, XIIIId: 1-227, I-XXVIII.
- TOKIOKA, T. 1937. Notes on salps and doliolums occurring on the Pacific coast of middle Japan. Annot. Zool. Japon., 16(3): 219-232, 2 pls.
- TOKIOKA, T. 1938. A new chaetognath (*Sagitta crassa* n. sp.) from Ise Bay. Zool. Mag. (Japan), 50(6): 349-352.
- TOKIOKA, T. 1939. Chaetognaths collected chiefly from the Bays of Sagami and Suruga, with some notes on the shape and structure of the seminal vesicle. Rec. Oceanogr. Works in Japan, 10(2): 123-150, I-III.
- TOKIOKA, T. 1939. Three new chaetognaths from Japanese waters. Mem. Imp. Mar. Observ., 7(1): 129-140.
- TOKIOKA, T. 1940. A small collection of chaetognaths from the coast of New South Wales. Rec. Austral. Mus., 20(6): 367-379.
- TOKIOKA, T. 1942. Systematic studies of the plankton organisms occurring in Iwayama Bay, Palao. III. Chaetognaths from the bay and adjacent waters. Palao Trop. Biol. Sta. Stud., 2(3): 527-548, V-VII.
- TOKIOKA, T. 1949. Contributions to the Japanese ascidian fauna. I. Ascidians collected by Prof. Miyadi and Mr. Masui during the bottom survey 1939-40. Publ. Seto Mar. Biol. Lab., 1(1): 1-17, I-VII.
- TOKIOKA, T. 1949. Contribution to Japanese ascidian fauna. II. Notes on some ascidians collected chiefly along the coast of Kii Peninsula. Publ. Seto Mar. Biol. Lab., 1(2): 39-64, VIII.
- TOKIOKA, T. 1950. Ascidians from the Palao Islands. I. Publ. Seto Mar. Biol. Lab., 1(3): 115-150, IX-X.
- TOKIOKA, T. 1951. Contributions to Japanese ascidian fauna. IV. Notes on some ascidians collected in Osaka Bay (1). Publ. Seto Mar. Biol. Lab., 1(4): 169-182, XI.
- TOKIOKA, T. 1951. The fauna of Akkeshi Bay. XVIII. Ascidia (Contribution to Japanese ascidian fauna. III). Publ. Akkeshi Mar. Biol. Sta., 1: 1-22, I-II.

- ТОКИОКА, Т. 1952. Ascidians collected by Messrs. Renzi Wada and Seizi Wada from the pearl-oyster bed in the Arafura Sea in 1940. Publ. Seto Mar. Biol. Lab., 2(2): 91-142.
- ТОКИОКА, Т. 1953. Contributions to Japanese ascidian fauna. V. Ascidians collected near the Marine Biological Laboratory of Hiroshima University in the Inland Sea (1). Publ. Seto Mar. Biol. Lab., 3(1): 1-25.
- ТОКИОКА, Т. 1953. Ascidians of Sagami Bay collected by His Majesty the Emperor of Japan (in part). H. Hattori (Ed.), Iwanami, Tokyo, 3+3+315 pp., I-LXXIX, 1 map [Japanese and English texts].
- ТОКИОКА, Т. 1954. Invertebrate fauna of the intertidal zone of the Tokara Islands VII. Ascidians (Contributions to Japanese ascidian fauna. VII). Publ. Seto Mar. Biol. Lab., 3(3): 239-264, XVIII-XXXVII.
- ТОКИОКА, Т. 1954. Contributions to Japanese ascidian fauna. X. Notes on some ascidians collected in Osaka Bay (2). Publ. Seto Mar. Biol. Lab., 4(1): 75-98, V-VIII.
- ТОКИОКА, Т. 1955. Contributions to Japanese ascidian fauna XI. Sporadic memoranda (2). Publ. Seto Mar. Biol. Lab., 4(2/3): 205-218, XI-XIV.
- ТОКИОКА, Т. 1955. Ascidians from the Palao Islands. II. Publ. Seto Mar. Biol. Lab., 5(1): 43-57, I-VI.
- ТОКИОКА, Т. 1956. *Fritillaria arafaera* n. sp., a form of the sibling species: *Fritillaria haplostoma*-complex (Appendicularia: Chordata). Pac. Sci., 10: 403-406.
- ТОКИОКА, Т. 1958. Contributions to Japanese ascidian fauna XII. Sporadic memoranda (3). Publ. Seto Mar. Biol. Lab., 6(3): 313-325.
- ТОКИОКА, Т. 1959. Contributions to Japanese ascidian fauna XIV. Sporadic memorandum (5) On two large colonies of compound ascidians dredged in the Tyosen Straits. Publ. Seto Mar. Biol. Lab., 7(2): 237-239, XIX.
- ТОКИОКА, Т. 1959. Contributions to Japanese ascidian fauna XV. Sporadic memorandum (6). *Styela clava* var. *symmetrica* nov., a new pedunculate styelid from the Inland Sea. Publ. Seto Mar. Biol. Lab., 7(3): 457-463.
- ТОКИОКА, Т. 1964. *Bolinopsis rubripunctata* n. sp., a new lobatean ctenophore from Seto. Publ. Seto Mar. Biol. Lab., 12(1): 93-99.
- ТОКИОКА, Т. 1967. Pacific Tunicata of the United States National Museum. U.S. Nat. Mus. Bull., 251: 1-247.
- ТОКИОКА, Т. & NISHIKAWA, Т. 1975. Contributions to the Japanese ascidian fauna XXVII. Some ascidians from Okinawa, with notes on a small collection from Hong Kong. Publ. Seto Mar. Biol. Lab., 22(5): 323-341.
- ТОМЛИНСОН, J. 1967. *Berndtia nodosa* sp. nov. (Cirripedia, Acrothoracica), a new burrowing barnacle from Singapore. Bull. Nat. Mus. Singapore, 33(15): 101-105.
- ТОМЛИНСОН, J.T. 1953. A burrowing barnacle of the genus *Trypseta* (order Acrothoracica). Journ. Wash. Acad. Sci., 43(11): 373-381.
- ТОМЛИНСОН, J.T. 1960. *Cryptophialus coronatus*, a new species of acrothoracican barnacle from Dakar. Bull. de l'I.F.A.N., 22(A-2): 402-410.
- ТОМЛИНСОН, J.T. 1963. Two new acrothoracican cirripeds from Japan. Publ. Seto Mar. Biol. Lab., 11(2): 263-280.
- ТОМЛИНСОН, J.T. 1963. *Lithoglyptes hirsutus* (Cirripedia: Acrothoracica), a new burrowing barnacle from Hawaii. Pac. Sci., 17(3): 299-301.
- ТОМЛИНСОН, J.T. 1969. The burrowing barnacles (Cirripedia: Order Acrothoracica). U.S. Nat. Mus. Bull., 296: i-v+1-162.
- ТОМЛИНСОН, J.T. & NEWMAN, W.A. 1960. *Lithoglyptes spinatus*, a burrowing barnacle from Jamaica. Proc. U.S. Nat. Mus., 112(3445): 517-526.
- УТИНОМИ, H. 1943. Caprellids obtained in Onagawa Bay, northern Japan. Sci. Rept. Tohoku Imp. Univ., 4th Ser., Biol., 17(3): 271-279.
- УТИНОМИ, H. 1943. Report of the biological survey of Mutsu Bay. 37. Caprellids from Asamushi. Sci. Rept. Tohoku Imp. Univ., 4th Ser., Biol., 17(3): 281-287.
- УТИНОМИ, H. 1943. The fauna of Akkeshi Bay. XIII. Caprellidea. Journ. Fac. Sci. Hokkaido Imp. Univ., Ser. VI, 8(3): 283-300.

- UTINOMI, H. 1947. Caprellidae of Japan and adjacent waters. Seibutu, Suppl. No. 1: 68-82 [in Japanese].
- UTINOMI, H. 1949. Studies on the cirripedian fauna of Japan. VI. Cirripeds from Kyusyu and Ryukyu Islands. Publ. Seto Mar. Biol. Lab., 1(2): 19-37.
- UTINOMI, H. 1949. Further notes on cirripeds from the Ogasawara Islands. Pac. Sci., 3: 93-99.
- UTINOMI, H. 1950. A new remarkable coral-boring acrothoracican cirriped. Mem. Coll. Sci., Kyoto Imp. Univ., Ser. B, 19(3): 87-93.
- UTINOMI, H. 1950. On another form of Acrothoracica, newly found from Formosa. Mem. Coll. Sci., Kyoto Imp. Univ., Ser. B, 19(3): 95-100.
- UTINOMI, H. 1950. *Clavularia racemosa*, a new primitive alcyonarian found in Japan and Formosa. Annot. Zool. Japon., 24(1): 38-44.
- UTINOMI, H. 1951. On some pycnogonids from the sea around Kii Peninsula. Publ. Seto Mar. Biol. Lab., 1(4): 159-168.
- UTINOMI, H. 1951. *Asterospicularia laurae*, n. gen. et n. sp., the type of a new family of alcyonarians with stellate spicules. Pac. Sci., 5(2): 190-196.
- UTINOMI, H. 1953. On two interesting species of epizoic barnacle *Acasta* from Japan. Mem. Coll. Sci., Univ. Kyoto, Ser. B, 20(3): 139-144.
- UTINOMI, H. 1953. Invertebrate fauna of the intertidal zone of the Tokara Islands VI. Alcyonaria. Publ. Seto Mar. Biol. Lab., 3(2): 149-160, VIII.
- UTINOMI, H. 1954. The fauna of Akkeshi Bay XIX. Littoral Pycnogonida. Publ. Akkeshi Mar. Biol. Sta., 3: 1-28, I.
- UTINOMI, H. 1955. On five new stoloniferans from Sagami Bay, collected by His Majesty the Emperor of Japan. Jap. Journ. Zool., 11(3): 121-135.
- UTINOMI, H. 1955. Two new species of *Xenia* from Kusimoto (Coelenterata, Alcyonaria). Publ. Seto Mar. Biol. Lab., 4(2/3): 263-267.
- UTINOMI, H. 1955. Report of the Pycnogonida collected by the Sôyô-maru Expedition made on the continental shelf bordering Japan during the years 1926-1930. Publ. Seto Mar. Biol. Lab., 5(1): 1-42.
- UTINOMI, H. 1956. On the so-called "umi-utiwa," a peculiar flabellate gorgonacean, with notes on a syllidean polychaete commensal. Publ. Seto Mar. Biol. Lab., 5(2): 243-250, XXVII.
- UTINOMI, H. 1957. *Minabea ozakii* n. gen. et n. sp., a new remarkable alcyonarian type with dimorphic polyps. Journ. Fac. Sci. Hokkaido Univ., Ser. VI, Zool., 13: 139-146.
- UTINOMI, H. 1957. The alcyonarian genus *Bellonella* from Japan, with descriptions of two new species. Publ. Seto Mar. Biol. Lab., 6(2): 147-168, IX-X.
- UTINOMI, H. 1958. A new stalked cirriped (*Pisiscalpellum witherisi* n. gen. et n. sp.) from Sagami Bay and a discussion on its phylogeny. Jap. Journ. Zool., 12(2): 113-122.
- UTINOMI, H. 1958. A revision of the genera *Nidalia* and *Bellonella*, with an emendation of nomenclature and taxonomic definitions for the family Nidaliidae (Octocorallia, Alcyonacea). Bull. Brit. Mus. (Nat. Hist.), Zool., 5(5): 101-121.
- UTINOMI, H. 1958. On some octocorals from deep waters of Prov. Tosa, Sikoku. Publ. Seto Mar. Biol. Lab., 7(1): 89-100, V-VI.
- UTINOMI, H. 1959. A new gall-forming barnacle imbedded in the bark of a gorgonacean colony (*Acasta gregaria* n. sp.). Publ. Seto Mar. Biol. Lab., 7(3): 313-318, XXV.
- UTINOMI, H. 1960. Noteworthy octocorals collected off the southwest coast of Kii Peninsula, middle Japan. Part 1, Stolonifera and Alcyonacea. Publ. Seto Mar. Biol. Lab., 8(1): 1-26, I.
- UTINOMI, H. 1961. Noteworthy octocorals collected off the southwest coast of Kii Peninsula, middle Japan. Part 2, Telestacea, Gorgonacea and Pennatulacea. Publ. Seto Mar. Biol. Lab., 9(1): 197-228, VII-X.
- UTINOMI, H. 1962. Studies on the cirripedian fauna of Japan VIII. Thoracic cirripeds from western Kyusyu. Publ. Seto Mar. Biol. Lab., 10(2): 211-239.
- UTINOMI, H. 1962. 'Yadokari-tubomushi' (*Trypetesa*) found in Japan. Zool. Mag. (Japan), 71(1/12): 399 [in Japanese].
- UTINOMI, H. 1967. Occurrence of a new pedunculate cirriped on a small Spanish lobster *Scyllarus bicuspidatus* (De Man) from Kamae Bay, northeastern Kyusyu. Publ. Seto Mar. Biol. Lab.,

- 15(2): 117-120.
- UTINOMI, H. 1967. Comments on some new and already known cirripeds with emended taxa, with special reference to the parietal structure. Publ. Seto Mar. Biol. Lab., 15(3): 199-237, VI.
- UTINOMI, H. 1970. New and rare commensal pedunculate cirripeds from Amakusa islands, western Kyusyu, Japan. Publ. Seto Mar. Biol. Lab., 18(3): 157-167.
- UTINOMI, H. 1971. *Nymphon chaetochir* n. sp., a new deepsea pycnogonid from Chatham Rise, east of New Zealand. Journ. Roy. Soc. New Zealand, 1(3/4): 197-202.
- UTINOMI, H. 1971. Port Phillip Bay Survey 2. 2. Octocorallia. Mem. Nat. Mus. Victoria, 32: 7-17, 1 pl.
- UTINOMI, H. 1973. Description of a new species of *Telesto* from the Inland Sea of Japan, with a review of the telestacean octocorals. Publ. Seto Mar. Biol. Lab., 20: 145-154, I.
- UTINOMI, H. 1976. A review of the Japanese species of *Alcyonium*, with descriptions of two new species and an almost forgotten rare species (Octocorallia, Alcyonacea). Publ. Seto Mar. Biol. Lab., 23(3/5): 191-204, I-II.
- UTINOMI, H. 1980. A new pedunculate cirriped on spines of the sea-urchin *Coleopleurus maculatus*. Publ. Seto Mar. Biol. Lab., 25(1/4): 115-118.
- VALBONESI, A. & MURANO, M. 1980. Mysidae of shallow water in Tanabe Bay. Publ. Seto Mar. Biol. Lab., 25(1/4): 211-226.
- WADA, K. & SAKAI, K. 1989. A new species of *Macrophthalmus* closely related to *M. japonicus* (de Haan) (Crustacea: Decapoda: Ocypodidae). Senckenbergiana marit., 20(3/4): 131-146.
- WELLS, H.W. & TOMLINSON, J.T. 1966. A new burrowing barnacle from the western Atlantic. Quart. Journ. Florida Acad. Sci., 29(1): 27-37.
- WRIGHT, E.P. & STUDER, T.H. 1889. Report on the Alcyonaria collected by H.M.S. Challenger during the years 1873-1876. Rept. Sci. Res. Voy. H.M.S. Challenger, Zool., 31: i-lvxxii, 1-314, I-XLIII.
- YAGINUMA, T. 1956. A new species of marine spider *Desis* from Japan. Publ. Seto Mar. Biol. Lab., 5(3): 363-366.
- YAMAGUTI, S. & UTINOMI, H. 1953. *Lernaenicus quadrilobatus* n. sp. (Copepoda, Lernaecidae) parasitic on the lantern-fish *Diaphus coeruleus*. Publ. Seto Mar. Biol. Lab., 3(1): 51-53.
- YAMAMOTO, T. 1971. A new species of *Primovula* from Japan, parasitic to a gorgonid (Gastropoda: Ovulidae). Publ. Seto Mar. Biol. Lab., 19(4): 191-195, VIII.
- YAMANISHI, R. 1973. A new species of *Saccocirrus* (Archiannelida) in Japan. Publ. Seto Mar. Biol. Lab., 21(2): 73-76.
- YAMANISHI, R. 1976. Interstitial polychaetes of Japan I. Three new pisionid worms from western Japan. Publ. Seto Mar. Biol. Lab., 23(3/5): 371-385.
- YANAGISAWA, Y. 1976. Genus *Amblyeleotris* (Gobiidae) of Japan and geographical variations of *A. japonica* Takagi. Publ. Seto Mar. Biol. Lab., 23(1/2): 145-168.
- YANAGISAWA, Y. 1978. Studies on the interspecific relationship between gobiid fish and snapping shrimp. I. Gobiid fishes associated with snapping shrimps in Japan. Publ. Seto Mar. Biol. Lab., 24(4/6): 269-325, I-III.
- YOSHIMURA, K. 1980. Free-living marine nematodes from Kii Peninsula. I. Publ. Seto Mar. Biol. Lab., 25(1/4): 39-49.
- YOSHIMURA, K. 1980. Five species of the genus *Eurystomina* Filipjev, 1921. Publ. Seto Mar. Biol. Lab., 25(5/6): 373-387.
- YOSHIMURA, K. 1990. Two new species of the genus *Monhysterium* Cobb, 1920 (Monhysteridae: Nematoda) from terrestrial crabs of subfamily Sesarminae (Brachyura) in Japan. Zool. Sci., 7: 755-761.
-

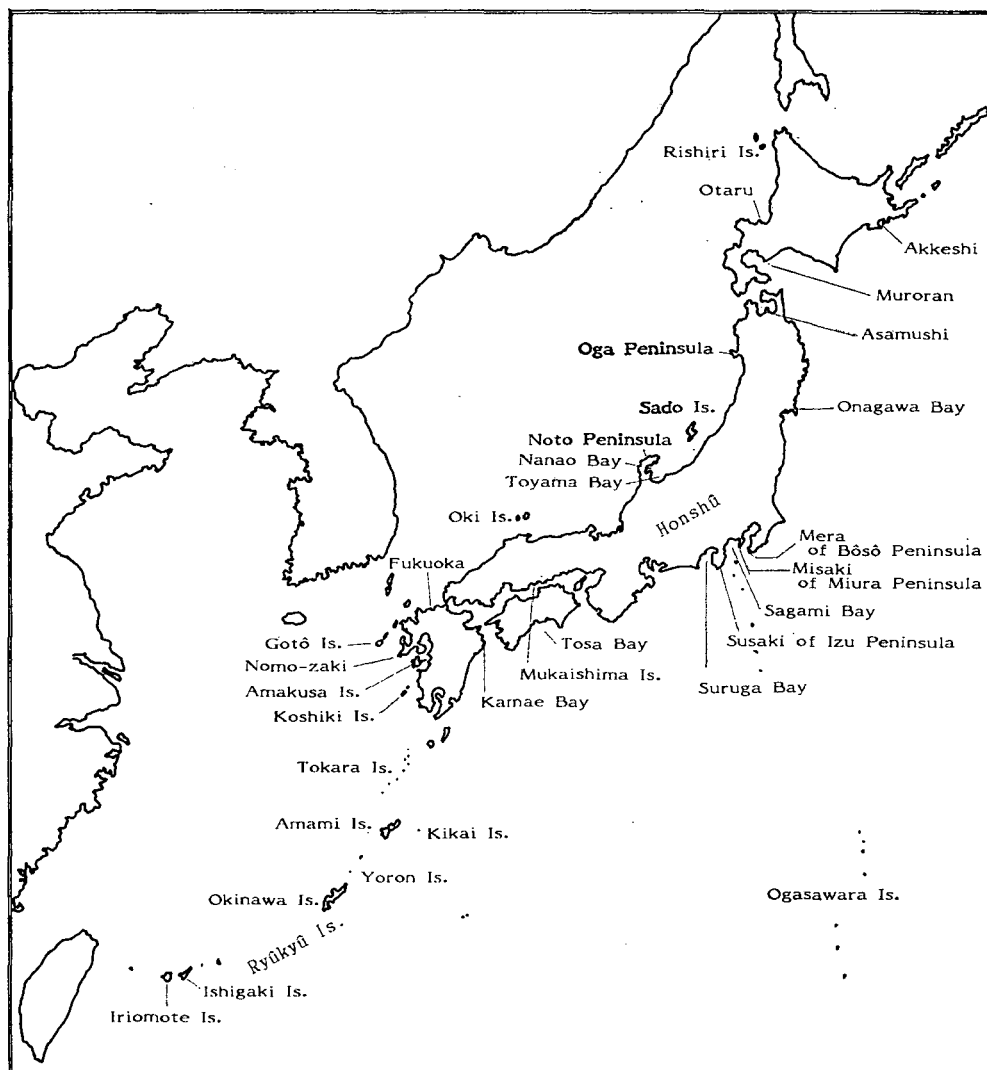


Fig. 1. Map of Japan, showing localities. Several other localities not shown in the maps are as follows: 'Shimoda' is close to Susaki of Izu Peninsula, 'Zyôgashima' is close to and 'Hayama' is north to Misaki of Miura Peninsula, 'Amadaiba' is in Suruga Bay, 'Kada' is between Wakayama and Misaki of northern Kii Peninsula, 'Marugame' is on the northern coast of Shikoku, 'Nijigahama' is on the southern coast of western tip of Honshû, and 'Takarazima' and 'Nakanoshima' are one of Tokara Islands.

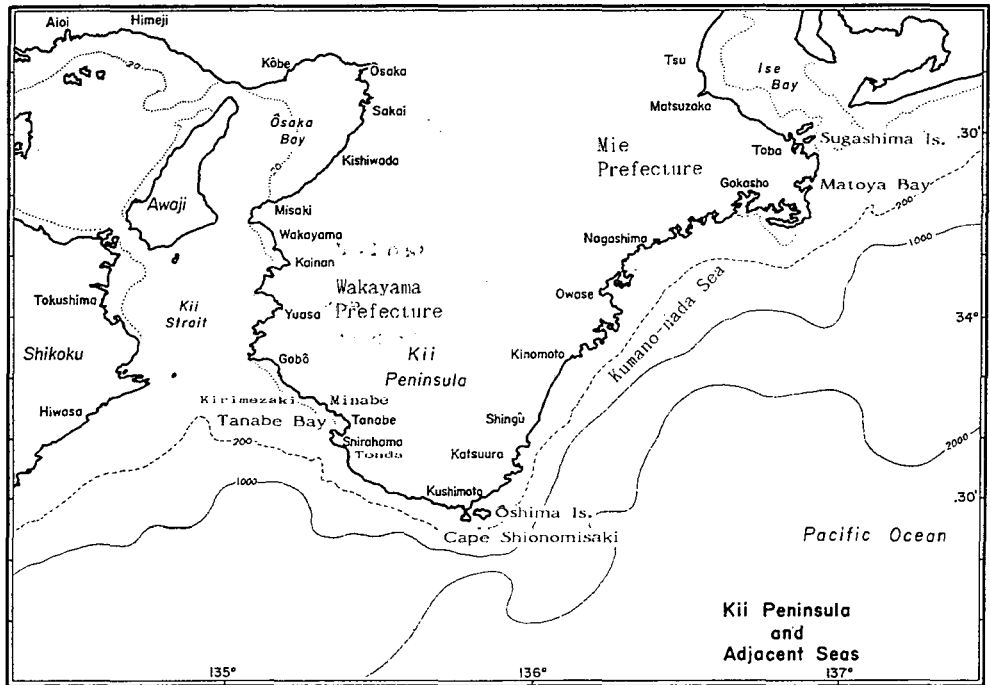


Fig. 2. Map of Kii Peninsula of southern Honshu main island of Japan, showing localities.

Notes. Japanese place-names are sometimes differently written in Roman letters or differently pronounced. Here are several examples showing different spellings for the identical place-name: Shirahama (Sirahama), Yuzaki (Yusaki), Tsunashirazu (Tunasirazu), Tachigatani (Tatigatani), Ohama (Oh-hama, Ohama), Banshozaki (Bansyozaki, =Bansho-no-hana), Toshima (Tosima), Hatakejima (Hatakezima), Shisojima (Sisozima), Mukaishima (Mukai-sima, Mukaijima), Oshima (Ohshima, Osima), Honshu (Honsyu), etc.

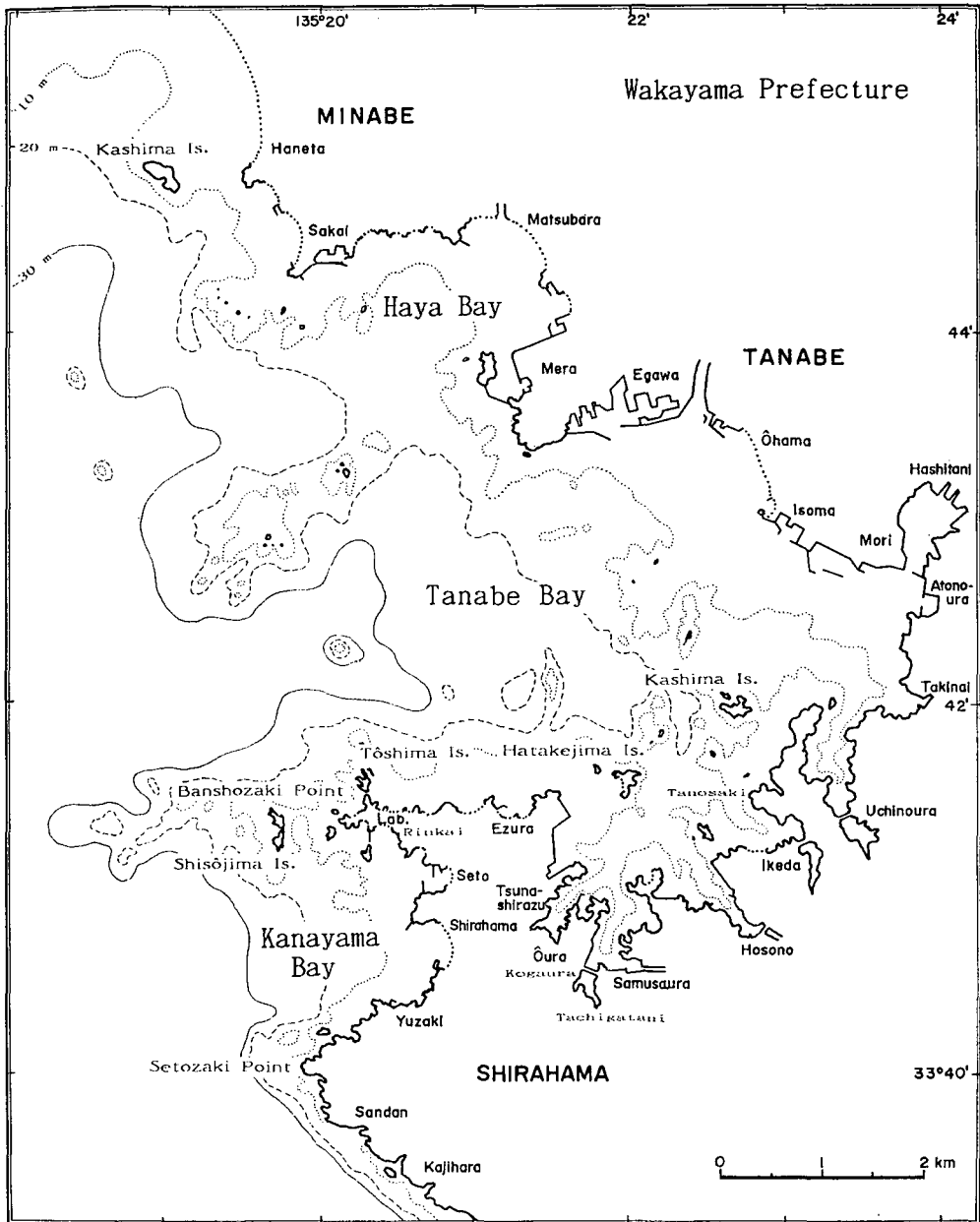


Fig. 3. Map of the area adjacent to Tanabe Bay, showing localities.