

# *The Daffodil Journal*



*The American Daffodil Society, Inc.*  
*Volume 48 Issue 3* *March 2012*

# THE DAFFODIL JOURNAL

ISSN 0011-5290

Quarterly Publication of the American Daffodil Society, Inc.

Volume 48

March 2012

No. 3

## OFFICERS OF THE SOCIETY

**Kathy Welsh** – President; 10803 Windcloud Ct., Oakton, VA 22124;  
703-242-9783 (home); 703-244-4076 (cell); Fax 703-242-8587; [kathywelsh01@aol.com](mailto:kathywelsh01@aol.com)

**Becky Fox Matthews** – First Vice President; 1006 Waller Rd., Brentwood, TN 37027;  
615-776-2913; [bfoxmatt@united.net](mailto:bfoxmatt@united.net)

**Harold Koopowitz** – Second Vice President; 14081 Brenan Way, Santa Ana, CA 92705;  
714-838-4826; [paph2@earthlink.net](mailto:paph2@earthlink.net)

**Sally Nash** – Secretary; 247 Polpis Road, Nantucket, MA 02554; 508-228-4912;  
[Sally@polpis.com](mailto:Sally@polpis.com)

**Rod Armstrong** – Treasurer; 7520 England Dr., Plano, TX 75025;  
972-517-2218; Fax: 972-517-9018; [rla1944@verizon.net](mailto:rla1944@verizon.net)

**George Dorner** – Immediate Past President; 20753 Buffalo Run, Kildeer, IL 60047;  
847-438-5309; [george@dorners.net](mailto:george@dorners.net)

**Jaydee Ager** – Executive Director; P.O. Box 522, Hawkinsville, GA 31036; 478-783-2153;  
[jaydeeager@gmail.com](mailto:jaydeeager@gmail.com); Shipping address: 969 Unadilla Hwy., Hawkinsville, GA 31036

All communication regarding memberships, change of address, receipt of publications, supplies, ADS records, and other business matters should be addressed to the Executive Director.

*The Daffodil Journal* (ISSN 0011-5290) is published quarterly (MAR, JUN, SEP and DEC) by the American Daffodil Society, Inc. Periodicals postage paid at P.O. Box 522, Hawkinsville, GA 31036. POSTMASTER: Send address changes to *The Daffodil Journal*, P.O. Box 522, Hawkinsville, GA 31036

Membership in the American Daffodil Society includes a subscription to *The Daffodil Journal*.  
© 2012 American Daffodil Society, Inc.

**Loyce McKenzie**, Editor, *The Daffodil Journal*, 249 Ingleside Drive, Madison, MS 39110;  
601-856-5462, Cell 601-497-0550; [Lmckdaffodils@aol.com](mailto:Lmckdaffodils@aol.com)

**Keith Isbell**, Publications Chairman, 1255 E. County Line Rd., Apt. J-1, Jackson, MS 39211;  
601-613-8927; [isbellkeith@gmail.com](mailto:isbellkeith@gmail.com)

**Deadline for the next issue: April 10, 2012**

**To join ADS or renew dues, make checks payable to ADS and mail to:  
P.O. Box 522, Hawkinsville, GA 31036-0522.**

**You can also join, renew and order publications and supplies  
at our ADS webstore: [www.daffodilusastore.org](http://www.daffodilusastore.org)**

**For a list of ADS publications and merchandise, see inside back cover.**

**Dues Increase effective JUL 1, 2013**

**DUES YEAR IS JULY 1 – JUNE 30**

<b>MEMBERSHIP DUES</b>	<b>American Daffodil Society</b>
Individual .....	per year, \$20.00; three years, \$50.00
Household/Family .....	per year, \$25.00; three years, \$60.00; one copy of the <i>Journal</i> .
Youth, through 20 years of age at time of application.....	per year, \$5.00
Individual Life Membership .....	\$500.00

# *The Daffodil Journal*

March 2012

Volume 48

Issue 3

## ***Historic Symposium***

Daffodils in Colonial Gardens.....	Sara Van Beck – 166
Historics as Building Blocks in 20 <sup>th</sup> Century	
Daffodil Hybridizing .....	Jason Delaney – 172
Sister’s Bulb Farm .....	Celia Jones – 178
Cemeteries: A Great Time Capsule for	
Historic Daffodils .....	Sara Van Beck – 185
The ADS and Historic Daffodils.....	Loyce McKenzie – 188
Virginia’s “Queen of Historics” .....	Ceci Brown – 189
<i>Around the Regions: Arkansas’ 50<sup>th</sup> Anniversary Show</i> .....	– 191
The French Strain of <i>N. jonquilla</i> .....	Carl Amason – 192
From the Executive Director’s Computer.....	Jaydee Ager – 195
From the President’s Podium.....	Kathy Welsh – 196
<i>Bulletin Board</i> .....	– 198
<i>In Memoriam</i> .....	– 199

## ***The 2012 ADS Convention***

Registration Forms, Transportation, and Hotel .....	– 200
The Convention Highlights and Schedule of Events.....	– 203
Photography Competition.....	– 205
Marking Daffodils for Harvest.....	Sara Kinne – 208
The Value of Leaves and the Stem.....	Peter Ramsay – 212
Bleach as a Post-Lifting Dip for Bulbs .....	Ted Snazelle – 214
Changes and Challenges for Our Youth.....	Kate Carney – 218
Beginning Hybridizing.....	Mitch Carney – 222
Final Call for New Zealand 2012.....	Lesley Ramsay – 225
2012 Schedule of ADS Shows .....	Chriss Rainey – 226
From the Editor’s Worktable.....	Loyce McKenzie – 232
Judges Forum.....	Carolyn Hawkins, Julie Minch – 234

***Front Cover:*** Can you identify the top five Historics in ADS Shows? Answers and photo credits on page 171

***Back Cover:*** Gibbs Gardens, Ball Ground, Georgia



**Dean  
Herbert's  
hybrids 1843**

[page 172]



**'Fortune' 2 Y-O  
(pre-1917)**

[Keith Kridler photograph]

[page 173]



**More Herbert  
Hybrids**

[page 172]



**'Paricutin' 2 Y-R**

[Mary Lou Gripshover  
photograph]

[page 174]

**'Continental Divide'  
11a Y-O**

[Steve Vinisky photograph]

[page 175]



**'Oregon Trail' 1 Y-R**

[Jason Delaney photograph]

[page 175]

**'Orpha' 1 W-O**

[Jason Delaney photograph]

[page 175]



## *Daffodils in Colonial Gardens*

**Sara Van Beck**  
Atlanta, Georgia

Gardening for gardening's sake came late to the British Isles, stalled by Civil War in the 1640s until the Restoration of the monarchy in 1660. As the aristocracy discovered a new form of conspicuous consumption in exotic flowers, nurseries and nurserymen quickly followed the money in the late 1600s. A dichotomy quickly developed between the "fashionable" flowers and those deemed passé (including those from British gardens of old), and the daffodil fell into both camps. The daffodils of the commoners' gardens (particularly *N. pseudonarcissus*, the "common daffodil," *N. x medioluteus* or "Primrose Peerless", [page 168] and *N. poeticus*) were of no interest to the wealthy, whilst those from Flemish and Dutch hybridizers (tazettas) and from far off realms (jonquils from Spain), along with showy doubles, were deemed of suitable taste. English garden writers not only told their readers what to plant, they even provided design garden templates such as Leonard Meager's *The English Gardener* in 1688. [page 168]

All this new pursuit of gardening coincided with the establishment of the Carolinas and Quaker/German Pennsylvania, two known gardening hotspots, and similarly suited the Cavaliers of Virginia and Maryland quite well. Not surprisingly, the Puritans of New England were slow to warm to floral ostentation. But the notion of daffodils of different statuses, those acceptable flowers of taste and those commoners' flowers not worthy of a gentleman's estate, came to early America as well.

Daffodils begin appearing in the written Colonial record in the 1730s, belatedly after tulips, roses, lilies and other European imports. Although a few wealthy colonists began ornamental gardening in the 1600s, it took longer for most to amass the wealth which brings the stability conducive to gardening.

The best known early grower of daffodils was William Bartram of Philadelphia, who traded American native plants for European exotics with fellow Quaker Peter Collinson in London. Bartram's first package of bulbs from Collinson in 1735 did not contain daffodils, but subsequent shipments beginning in 1737 did—and his first daffodil appears to have been the “Little Narcissus” or *N. minor*. [page 168] Through the 1760s, Collinson sent Bartram tazettas (Collinson's “favorite tribe” of flowers), a double form of *N. poeticus*. ‘Telamonius Plenus’ and other hinted at, but unnamed, daffodils.

### *Daffodils in Colonial America*

The gardening book that William Bartram turned to in the 1700s was Philip Miller's *The Gardener's Dictionary*. Miller issued numerous editions between 1724 and 1768, and many famous Colonial gardeners owned a copy, including Thomas Jefferson and George Washington. Miller was the first to truly popularize forcing bulbs in water for indoor winter blooming; he gave plans with measurements for ornamental garden bed designs; and he detailed common and exotic flowers across the spectrum.

One of the best sources for daffodils in Colonial gardens is the personal papers of known famous (read: “rich”) gardeners. With luck one can find notes about daffodils and other plants in their gardens, from their ordering lists, correspondence or simply in their personal journals. William Logan of Philadelphia followed one of Miller's garden designs for his house, Stenton—rectangular border beds framing a center rectangular lawn, called by some an English parterre. In his personal papers were his order lists of 1749 to London companies for double tulips, hyacinths and double jonquils. The Colonial Dames, with the help of John Wister (of the same ADS Wister award fame) oversaw a recreation of William Logan's garden at Stenton in the early 1900s, which survives to this day.

Journals of the rich and famous can provide interesting bits of




**Curtis:**  
***N. minor***  
(page 167)



**Curtis:**  
***N. medioluteus***  
(Page 166)

**Meagher's**  
**garden**  
**design 1688**  
(page 166)



**Burbage 1875**  
***Telemonius Plenus***  
(page 167, 170)

**Burbage 1875**  
***Albus Plenus***  
***odoratus***





information. Sir Harry Frankland was the Boston harbor master for the Crown and the source of Colonial America's best-known Cinderella story when he married the barmaid Anne Surriage. In 1755 Frankland wrote in his diary that plants suitable for a three-foot border garden were Persian ranunculus, jonquils, red and yellow tansy, Narcissus en Bouquet (from Caen in Normandy, France) and Belladonna lily. Interestingly, a small town very near Caen was known for growing double jonquils, which the Parisian florists bought for sale in Paris.

Daniel Wister, a second generation German in Philadelphia, picked up flower gardening while his immigrant father, John, stuck with vegetables and fruit trees. At the family home, Grumblethorpe, John laid out his parallel rectangular beds following the medieval tradition, but bordered them with boxwood hedges. Daniel filled his father's rectangular beds with ornamentals, and kindly maintained a journal of his gardening from 1771 through 1776. In one entry for 1773, in the "bed near the garden gate," Daniel noted he planted blue and white varieties of hyacinths, scarlet and white tulips, narcissus (tazettas), polyanthus, and jonquils. As Daniel's offspring were gardeners as well, his garden did not survive the tastes of his heirs, but his heirs did preserve the pattern and boxwood of John's original garden at Grumblethorpe, which survived into the 20<sup>th</sup> Century.

Many Colonial gardeners inspired a love of gardening into their following generations, much to our benefit. Benjamin Waller of Williamsburg instilled a love of gardening in his granddaughter Eliza, who replicated his garden at her own Virginia home after Waller's death in 1786. Eliza's granddaughter Luty in turn drew Eliza's garden around 1907. According to Luty's diagram, Waller's garden was a traditional five-bed "quincunx" pattern, but followed Philip Miller's dictate to "clip" the inside corners, so one could walk around the beds. One quincunx was planted in roses, the other in bulbs. Archaeology of the Waller house site found that Luty's map lined up perfectly with the surviving garden features—making the Waller garden at Colonial Williamsburg the most accurate of its 're-

created' gardens.

William Faris of Annapolis was a great hybridizer and seller of tulips, his avocational passion after his work as a silversmith. Behind his inn, Faris grew vegetables and ornamentals, and his bulb plantings and liftings he duly noted in his journals. He recorded what bulb was planted in which numbered location; “john quills” occupied spot #16 at least in 1794 and 1799.

Finding evidence of what the wealthy grew is painstaking but fruitful, but hunting down evidence of what the common folk grew in Colonial America is much more difficult. One of the more intriguing hints comes from the Moravian settlement of Wachovia at Old Salem in North Carolina. A German Protestant group known for their insularity and strict division of the sexes, in 1759 a map was made of the ‘Brother’s’ (single men’s) vegetable garden, “As it was laid out by Bro. Lung and has now been planted.” A few ornamentals snuck in around the summer house, however, namely *N. pseudonarcissus*, cloves and lilacs.

Another source of what was considered a commoner’s daffodil comes from William Bartram and Peter Collinson. Bartram and other colonists with whom Collinson traded plants were convinced that Collinson kept the good stuff for himself and just sent them the “usuals.” In 1763, Bartram complained that the daffodil he’d been waiting years to have bloom turned out to be nothing but the common double—‘Telemonius Plenus’. In 1761, Bartram and Collinson got into a tiff about the double form of *N. poeticus*. For Collinson it was a rare beauty not seen in the gardens around London. For Bartram, it was a common daffodil brought by early colonists and renowned for always blasting and thrown away by the thousands. As Philadelphia was settled in the late 1600s, with Europeans coming from Germany as well as the English ports on the west side of the country, the source of the first colonists’ double poets becomes a tantalizing mystery.

The differentiation between the florists' flower tazettas, the fragrant jonquils and the showy doubles, against the commoner's flowers, remained entrenched in the American gardener's mind through the 1800s. It was not until the late 1880s and 1890s that Americans, following the lead of the British in succumbing to the siren's call of Peter Barr and his new daffodil hybrids, started to appreciate the daffodil as a front-row spring flower. ❁



Sara Van Beck and Jason Delaney discussing the Historic Symposium program. [Phyllis Hess photograph]

**Those Historic Daffodils on the Cover:** In the center are three stems of 'Sweetness' 7 Y-Y (1939) [Kirby Fong photo], the top blue ribbon winner among Historics in ADS shows in recent years. Top left: 'Actaea' 9 W-YYR (1919) [Robert Darling photo]. Top right: 'Beryl' 6 W-YYO (1907) [Tom Stettner photo]. Lower left: 'Saint Keverne' 2 Y-Y (1934) [Ben Blake photo]. Lower right: 'Erlicheer' 4 W-Y (1934) [Tom Stettner photo]

## *Historics as Building Blocks in 20<sup>th</sup> Century Daffodil Hybridizing*

**Jason A. Delaney**  
St. Louis, Missouri

Ever since the daffodil became an appreciated fixture in gardens—and with early demand for diversity and variation in the genus extending beyond that which the known species of the day could provide—enthusiasts and collectors world-wide have pursued and directed, often with lifetime dedication, the elaborate metamorphosis and evolution of our favorite flower, through hybridizing.

The wild species and subspecies of *Narcissus pseudonarcissus*, *N. poeticus*, *N. bicolor*, *N. hispanicus*, and *N. obvallaris*, and garden-origin variants such as ‘Telemonius Plenus’, were originally used in various combinations to create the very first generations of hybrid daffodils. By 1837, Dean Herbert’s *Amaryllidaceae* recognized 45 species and 130 variants and hybrids. No doubt, these first hybrids looked akin to their species parents and represented the style of the next couple of generations of daffodils before any significant changes resulted. (Page 164.)

By 1850, Herbert, who advocated hybridization and actively engaged in interspecific crosses to create new forms and colors within the genus, sought to create an orange trumpet using trumpet species with *Narcissus poeticus*. His ambitious goal to introduce the color red into the corona did not result in an orange trumpet—it was nearly one hundred years later before the first truly orange trumpets became a reality. Inadvertently, however, his rather extreme hybridizing approach created the morphological foundation for large- and small-cupped daffodils and perhaps even more notable, it introduced red into the available color spectrum for future generations. (Page 164.)

By the late 1800s, heavyweights ‘Emperor’, ‘Empress’, ‘Horsfieldii’, ‘King Alfred’, ‘Barrii Conspicuus’, ‘Duchess of Brabant’, ‘Minnie Hume’, and ‘Mrs. Langtry’ had been registered and featured prominently in the programs of the period’s hybridizers. By 1900, potent ‘Beacon’, ‘Firebrand’, ‘Lady Margaret Boscawen’, ‘White Lady’, ‘White Queen’, and ‘Will Scarlet’ were added to the gene pool, and significant progress was being achieved across the divisions with each new introduction.

By the 1930s, at the height of the daffodil’s Golden Age for breeding, refined forms, intensified colors, new tones, and even a new color—pink—were fast becoming commonplace. ‘Havelock’, ‘Tunis’, ‘Killigrew’, ‘Polindra’, ‘Kanchenjunga’, ‘Niphetos’, ‘Nevis’, ‘Seraglio’, ‘Suda’, ‘King of the North’, ‘Ave’, and ‘Chinese White’, to name but a handful, substantially raised the bar, setting new standards by which all daffodils would be judged, standards that would forever change the objectives for future hybridizers. The foundation for rounded, overlapped, smooth, toned, clearer pinks, sun-fast oranges, and reverse bicolor daffodils was now firmly established, on a global level.

One particular flower of extraordinary acclaim arising in the early 1900s amongst this new camp of superiority and having perhaps the most gilded commercial position and promising future was the aptly named, 2Y-O ‘Fortune’ (Ware, pre-1917). A seedling of (‘Sir Watkin’ x ‘Blackwell’), ‘Fortune’ (page 164) was considered at the time of its release to be the “finest daffodil yet raised” due to its color, stamina, increase, overlap, and tremendous marketability. “Fortune’s contributions to the breeding world will surely be the most significant yet,” quipped experts of the day, and so it was that ‘Fortune’ was used extensively to pass along its superiority to future generations. However, of its 166 registered first generation (F1) descendants, only 38 were used in a second generation and of those, even fewer made it beyond. Despite ‘Fortune’ being such a fine plant, results of its breeding proved rather lackluster and anticlimactic.

Of its descendants, F1 sibling progeny ‘Cheerio’ and ‘Rosslare’ (‘Seraglio’ x ‘Fortune’), both from The Brodie of Brodie, likely had the greatest impact in furthering the ‘Fortune’ legacy. Their breeding ultimately produced ‘Klingo’ from Guy Wilson and ‘Ardour’ by Grant Mitsch, which began the next significant advancement from ‘Fortune’. ‘Klingo’ went on to have four descendants, with only one furthering its line. ‘Ardour’ had only six, with two used extensively; one, ‘Sunapee’, was used to create ‘Triple Crown’, which unto itself has 23 award-winning show flowers on its list of F1 progeny. The breeding of ‘Ardour’ and ‘Klingo’ began the third generation of ‘Fortune’, resulting in one especially potent 2Y-R hybrid for its day: ‘Paricutin’ (‘Klingo’ x ‘Ardour’, Mitsch, 1952). (Reference pictures #3 ‘Fortune’ and #4 ‘Paricutin’)

Fortunately for ‘Fortune’, it can be reported that nearly one hundred years after its commercial launch, ‘Fortune’ is still today grown by the ton to affordably and easily supply a spot of cheery springtime color.

‘Paricutin’ (page 165) had form, saturated color, stamina, refinement, and allure...and went on to have 26 F1 descendants, each generously inheriting and further contributing to future generations ‘Paricutin’s’ potency for brilliantly colored and well-formed Divisions 1, 2, 3, and 4. Perhaps most notably, of its many contributions ‘Paricutin’ brought a long overdue and much deserved acceptance to Division 11, the split-coronas, when its extensive use produced the first generation of truly refined, show-quality splits with rock-hard stamina and rich colors. A few F1 ‘Paricutin’ descendants and fourth generation ‘Fortune’ descendants of merit include ‘Javelin’, ‘Crown Gold’, and ‘Boslowick’, whose color and form in their respective classes raised the bar yet again for their peer flowers and for future advancements. From these flowers, further significant improvements in the second ‘Paricutin’ and fifth ‘Fortune’ generations, respectively, include ultra-smooth 11aY-O ‘Continental Divide’ (page 165) (Vinisky, 2006), brilliantly colored 1Y-R ‘Oregon Trail’ (page 165) (Tribe, 2004),


and a new and show-caliber contender in the limited 1W-O class, ‘Orpha’ (page 165) (Delaney, 2012). No doubt, through multiple generations of hybridizing, historic ‘Fortune’ has indeed proven itself a valuable parent creating, among others, lovely orange trumpets that Dean Herbert himself would surely approve!

Since the beginning, the goal of the daffodil hybridizer has been to achieve something greater, in whatever capacity, pursuing advancements in every possible direction. That same approach and attitude is instilled in the consumer who grows daffodils for enjoyment and competition: as new flowers come along, collections are quickly shuffled to accommodate and showcase the most current of breeding trends. In the meantime, however, a secondary effect to this, and one often unnoticed and quietly occurring, in the hybridizing fields and in home gardens alike, is the swift slip into oblivion of the older, historic, “surpassed” varieties. Of the thousands of daffodil varieties once grown, only 440 varieties registered prior to 1940 are still grown within the daffodil community today, and many of these are grown in critically limited quantities (the Historic Committee maintains an updated list of these cultivars on the American Daffodil Society’s website, [www.daffodilusa.org](http://www.daffodilusa.org)).

We should not look beyond the older and historic varieties as having little or no merit in our gardens, in our shows, and even in contemporary hybridizing programs. Their grace, charm, and often incredible stamina endear them to the garden setting. Their whimsical and free, unrestrained form provides in competition a much needed contrast against the reigning cookie-cutterdom of the overlapped and ultra-smooth. And their genetics may well hold more than the obvious, desirable characteristics of fragrance, stamina, hardiness, vigor, and disease resistance—what if their genetic potential was never fully realized because hybridizing trends switched directions entirely, bringing about an abrupt demise to their use?

As an organization, we must continue to actively promote and

preserve our endangered heritage by expanding our network of members committed to the collecting, showing, and sharing of historic daffodils to ensure a colorful future for all. For even today's contemporary flowers will one day fall into the category of historic; at that time, should they be any less deserving of our recognition? 🌷



**More than 100 selected  
true to name daffodils!**

**COLOR BLENDS®**  
**WHOLESALE FLOWERBULBS**

**OUR ROOTS... ARE BULBS™**

**WWW.COLORBLENDS.COM**

**1-888-847-8637**



# Historic Three-Stem Winners 2011 Shows

## **Murphys, CA**

'Dactyl' 9 W-GYR  
(1923)

Exhibitor: Kirby Fong

*Kirby Fong photograph*



## **Cincinnati, OH**

'Dreamlight'  
3 W-GYR (1934)

Exhibitors: Michael  
and Lisa Kuduk

*Tom Stettner photograph*



## **Fortuna, CA**

'Thalia' 5 W-W  
(1916)

Exhibitor:  
Gail Sisson

*Kirby Fong photograph*

## *Sister's Bulb Farm*

**Celia Jones**


Gibbsland, LA

My grandmother, Annie Lou Holstun, was born in June of 1889 near Gibbsland, in Bienville Parish, Louisiana. Growing up as the youngest of nine children in the colonial home her grandparents had purchased in 1854, she was affectionately known as “Sister.” After graduating from Mt. Lebanon College, at the age of 18, Annie Lou’s first teaching position was at Black Lake School, four miles from home. Annie Lou found work as a school teacher in a one-room schoolhouse, riding to work on horseback.

In the 1930s, my grandfather and family built a farmhouse and outbuildings, including a chicken house, milking shed, outhouse and barn. A cabin was also built for Jake Gipson, a descendant of slaves on the plantation. Jake was deaf from an accident when he was very young. He and Annie Lou were close to the same age, grew up together, and developed a special bond, speaking to each other in signals and pantomime. He was formally adopted by Grannie’s parents, and from that point on was considered a member of the family. Many people knew him as Jake Holstun.

### *Jake Gipson*

Farming was not an easy life. Grannie supplemented the family income by trading her churned butter and chicken eggs at Stewarts Grocery in Gibbsland for items not produced on the farm. To provide a better life and future education for her family, Grannie devised a way to combine her love of plants with another means



of supplementing the farm income. She and Jake started planting out daffodils that they rescued from abandoned homesites to add to those that her grandparents had brought from Virginia and the Carolinas.




*Annie Lou Holstun on her farm*


The daffodils were planted out in rows that Jake plowed with the mule and were labeled to the best of her knowledge, sometimes using nicknames, such as “Nellie” for the little white Swansneck daffodil or “Parnell” because Mrs. Parnell had given her a start of these bulbs. ‘Parnell’ was later identified as ‘Klondyke’. Ladies were invited to come during the spring bloom period to place orders for bulbs that were then dug and delivered in the fall. The operation was called “Sister’s Bulb Farm.”

Some of the daffodils grown and offered for sale were; the jonquil “Sweeties”, Grannie’s favorite, for a penny apiece and ‘Texas Star,’ 3 cents each. Sold priced by the dozen were: ‘Fortune’ \$1.55, ‘King Alfred’, ‘Pheasant Eye’ and ‘Hoop Petticoats’, \$1.00 a dozen, ‘Laurens Koster’ \$1.40, ‘Thalia’ \$1.05, ‘Dick Wellband’ \$1.90, and ‘Mount Hood,’ for \$2.55. Bulbs other than daffodils offered included Snowflake, Hardy Gladiolus, and the red Spider Lilies. A sister-in-law in Dallas was able to connect Grannie with Margie Korm’s Garden Shop. Many thousands of red Spider Lilies were packed into burlap sacks and sent by bus to Dallas.

As the operation grew, Grannie and Jake, communicating in their



Annie Lou Holstun's home in the middle of the fields at Sister's Bulb Farm.  
*[Celia Jones photograph]*



Annie Lou's tazettas and her favorite 'Sweeties,' *N. jonquilla*.  
*[Mary Price photographs]*



**Jake's cabin, surrounded by row after row of daffodils.**

*[Mary Price photographs]*



unique way, expanded the planting area, taking over Malvin's watermelon patch and large portions of the pasture. Now the ladies had many bulbs to choose from. When the order was duly recorded, Grannie always treated her customers to coffee and homemade tea cakes on the front porch. It was well known that she gave away as many daffodils as she sold.

The business was profitable enough to send my father off to Louisiana State University with a trunk, a watch and \$20 in his pocket. After graduation he married Lucille Burroughs but was soon off to serve in WWII. One little girl was born in 1945, another in 1946, and one more in 1950. Jan, Celia and Jeannie loved visiting their grandparents, enjoying carefree summers of going barefoot, playing in the hayloft, and riding Old Pet, after asking Jake, in exaggerated pantomime, to catch and saddle the horse for them.



*Jeanne, Celia, and Jan Jones*

Through the years, Grannie and Jake worked side by side—tilling the soil, planting the rows, harvesting the bulbs. Malvin died in 1967, and Jake in 1974 with Grannie listed as his next of kin. All of us sat with her on the family pew.

Even though encumbered physically, Grannie still loved to walk the daffodil plantings, naming off the different ones she could remember but no longer able to work the fields. We all went on with our lives as the daffodil farm grew up in weeds, briars and pine trees. Grannie passed

away in 1977 at the age of 88.

Only when it was almost gone did the value of her legacy become apparent to her grandchildren. In an attempt to emulate the indomitable spirit of Grannie and other women of her era, and only after much blood, sweat and tears, and hour upon hour of research, Jan and Celia revived Sister's Bulb Farm as a commercial entity in the late 1970s, selling the same bulbs Grannie had cultivated, the species and the pre-1940 cultivars now known as Historics.

Grannie never saw the species daffodils she grew growing wild in France and Spain, as she rarely ventured farther than the neighboring parish. Even family visits were timed so that she could get home in time to put her free-range chickens back in the pen for the night. But she had a vision and carried it through, connecting her love of family with her love of daffodils in a way that will endure for generations to come. Although no longer commercial, the preservation of Grannie's daffodil farm as a private garden is my destiny. I consider it an honor. 🌸



**Steve Templin helped his wife, Celia Jones, create a docudramusicom which was the final event of the Historics Symposium. [Phyllis Hess photograph]**

## Historic Five-Stem Winners 2011 Shows



### Fortuna, CA

Exhibitors: Ben Blake and Nancy Tackett  
 Back, from left, 'Avalanche' 8 W-Y (1906)  
 'Chinita' 8 Y-YR (1922)  
 'Kilworth' 2 W-YOO (1938),  
 Front, from left, 'L'Innocence' 8 W-Y (1930), 'Erlicheer' 4 W-Y (1934)

*Kirby Fong photograph*

### Portland, OR

Exhibitor: Theresa Fritchle  
 Back, from left:  
 'Beersheba' 1 W-W (1923),  
 'Saint Keverne' 2 Y-Y (1934),  
 'Thalia' 5 W-W (1916)  
 Front, from left,  
 'Gloriosus' 8 W-O (1883),  
 'W.P.Milner' 1 W-W (1869)

*Kirby Fong photograph*



### Indianapolis, IN

Exhibitor: Sara Kinne  
 Back, from left:  
 'Firebird' 3 W-O (1940),  
 'Aspasia' 8 W-Y (1908),  
 'Firebrand' 3 WWY-R (1897),  
 Front, from left:  
 'Erlicheer' 4 W-Y (1934).  
 'Moonshine' 5 W-W (1927)

*Tom Stettner photograph*





## *Cemeteries: A Great Time Capsule for Historic Daffodils*

**Sara Van Beck**  
Atlanta, GA

*[Based on the Symposium presentation by Sara Henderson]*

Oakland Cemetery was founded in 1850 in response to a burgeoning population and overcrowded churchyards in the City of Atlanta. The original six acres, probably the only spot of land with its original topography within the City's core area, were expanded to reach the current 48 acres by 1867.

Many large city cemeteries of the latter half of the 19<sup>th</sup> Century strongly evoke the rural cemetery movement in their design, with curved roads, sweeping vistas and strictly enforced rules regarding plantings, monuments and ironwork. Oakland is only partly so—its conservative founders allowed for a few carriage routes, but it is still an old-fashioned grid. Similarly, families were allowed to erect whatever monumentation they desired, ironwork as they pleased. This patchwork of family love gives Oakland its enduring charm and grace.

By the end of the 19<sup>th</sup> Century, Oakland was flourishing, with imported statuary, fine stained glass windows, intricate wrought iron and lovely gardens. During the Victorian era, Oakland was a popular destination for Sunday carriage rides and picnics. The Victorians preferred the romantic term of 'cemetery' implying sleep over the harsh overtones of "graveyard," and large municipal cemeteries became governed as public parks as much as cemeteries. Families tended the plots of loved ones, creating an assortment of lovely gardens. Atlanta's first greenhouse was established here in 1870 to support these gardens. The roof is gone, but its walls still serve as a holding area for plants destined for the cemetery.

After the Civil War, Ladies Associations for both the Blue and the

Gray launched beautification projects for the war dead; the ladies had the ideas, while the husbands contributed muscles and funds. The Atlanta Ladies Memorial Association was formed in 1868 with the simple mission of gathering all the Confederate dead buried around the city from the numerous battles, and erecting an appropriate monument. Eventually, Oakland was graced by impressive statuary, namely the “Lost Cause” sleeping lion and a traditional large obelisk. Around 1888, the Ladies embarked on a landscape beautification project. A new hedge, hundreds of roses, a variety of spring flowers, magnolias and other ornamental trees were planted; some stone steps were placed at the openings of the hedges in each lot and wire arches were set over the openings, and the grounds were sodded. Alas the hedge, roses and wire arches are gone, but one clump of *N. pseudonarcissus* still survives from the original border that encompassed the entire Confederate Cemetery.

Of the 3,000 family lots within Oakland Cemetery, a three-year inventory from 2003 to 2005 identified remnant daffodil plantings in approximately 420 lots, with nine varieties predominating—six singles and three doubles. These are: *N. pseudonarcissus*, ‘Telamonius Plenus’, ‘Golden Spur’, *N. x odorus*, ‘Sir Watkin’, ‘Stella Superba’, ‘Conspicuous’, *N. jonquilla*, ‘Orange Phoenix’ and ‘Butter and Eggs’.

Other bulbs planted by family bloom in the spring, summer and fall, including *Lycoris radiata* (Spider lily or September lily), *Ipheion uniflorum* (Star flower), *Ornitholagum umbellatum* (Star of Bethlehem), *Muscari neglectum* (Grape hyacinth), *Muscari comosum* ‘Plumosum’ (plumed hyacinth), *Hyacinthoides hispanica* (Spanish bluebells), *Scilla hyacinthoides*, *Leucojum aestivum* (Summer snowflakes) and one planting of *Hippeastrum x johnsonii* (St. Joseph lily).

By the 1860s, horticultural guidance was being dispensed to the readerships as to tasteful and appropriate means to ornament a grave or family plot. In 1879, a mother with a daughter buried at Oakland wrote

to the *Atlanta Constitution*, asking for advice as to what flowers are most suitable for a grave. Offering an array of shrubs, perennials and bulbs, the editor closes with, “There is no more mournfully pleasant sight than to see friends cultivating flowers around the graves of relatives.” By the turn of the Twentieth century, nurserymen were advertising bulb packages specifically for cemeteries. *Park’s Floral Magazine* in particular advertised cemetery bulb mixes from 1896 at least until 1909. The 1896 mix contained six white bulbs—double Dutch hyacinth, ‘Ornatus’, crocus, Candidum lily, *Leucojum aestivum*, and *Muscari botryoides alba*; the 1909 cemetery bulb mix advertised “lilies, narcissus, muscari, etc.”

Sadly most of the Victorian iron work in the cemetery—fencing, gates, and other ornamentation—was removed in the 1940s by family and given over to the War effort. Years of drought, aggressive early spring mowing and a tornado in 2008 have wreaked drastic changes on Oakland’s historic landscape by setting bulbs into decline and destroying grand trees.


The current mission of the Historic Oakland Foundation is to partner with the City of Atlanta to preserve, restore, enhance, and share Oakland Cemetery with the public as an important cultural resource and an island of tranquility in the heart of the city. Volunteers and partnering plant societies are crucial to the Foundation’s success in bringing Oakland Cemetery back to its former glory. The Georgia Daffodil Society has facilitated a number of daffodil rescues in the past five years, resulting in thousands of *N. pseudonarcissus* and ‘Telemonius Plenus’ gracing Oakland. Our partnership with Brent and Becky’s Bulbs and their Blooming Bucks program allowed Oakland to plant 40,000 spring bulbs this season alone. Volunteers planted these bulbs as a “service day” in honor of Dr. Martin Luther King, Jr. Daffodils were used in cemetery stonework to symbolize “regard,” and the daffodils of Oakland are held in high regard by everyone. 🌷

## *The ADS and Historic Daffodils*

By the last decade of the 20<sup>th</sup> century, interest in historic daffodils had increased rapidly within the ADS. The old letter-writing Robin Robin setup included a large Historic Robin, with many dedicated members. In 1997 the tradition began of a Historics Breakfast at conventions. Now eighty Historic enthusiasts have their own Historic Daffnet.

In 1996 the ADS voted to give an ADS Historic Ribbon. Daffodils registered or documented as being in existence before 1940 were to be considered as historic. The Historic Robin had campaigned vigorously for this award, and they next tackled an appropriate scale of points.

It was decided to judge historic daffodils by a point scale which awarded 40 points for condition, rather than 20. By this time, shows were offering awards for single stem, three-stem, and collection of five in the Historic section. Because they were not judged by the same criteria as other cultivars, the winning flowers from these classes would not be eligible for further ADS awards. However, exhibitors could enter historic cultivars in regular classes, where they would be eligible to win.

The Best Historic Daffodil in ADS national shows is awarded the John Van Beck medal. John, who had moved to Florida in 1965, was unhappy that so many daffodils he planted would not live in North Florida, while all around, old daffodils grew in the fields. He began a thorough documented research which was to prove that many daffodils could perennialize in Florida. His work provided the material for the volume, *Daffodils in Florida*, which was completed by his wife Linda and daughter Sara by 2004. John was not searching for historic daffodils; he was researching daffodils which would thrive in northern Florida. But this volume, with several hundred pictures of cultivars, was to prove a great handbook for those interested in Historics. It is available from the Executive Director's office. 

*Virginia's "Queen of  
Historics"  
Elizabeth Brown*

Elizabeth Clopton Brown is known at the Virginia daffodil shows as their resident Queen of Historics. She was born at home on October 24, 1918, in a rural area of Gloucester County known as Clopton. She and her sister, Cecilia, would learn vegetable gardening from their father and flower gardening from their mother. Elizabeth remembers her mother's beautiful cut flower bed included many narcissus. She still remembers one, 'Twin Sisters.'



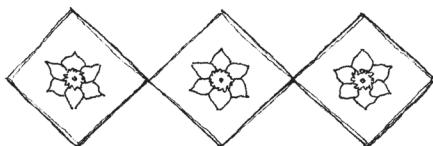
Her passion for daffodils did not begin until 1953 when Elizabeth joined the Garden Club of Gloucester (GCG) and ordered her first Garden Club of Virginia (GCV) daffodil collection. She sent all five stems to be entered at the GCV show and received five blues. She was hooked. Since that time she has shown yearly at her club's show and other local shows. These shows included the former Tidewater Daffodil Society Show (Newport News), VDS Show (Richmond), NC Show (Barco), WDS Show, and Upperville Show. In 1976 she became an ADS judge. Conventions in which she has shown daffodils were Williamsburg in 1973 and Richmond in 1998. She attended both the 2004 Washington and 2008 Richmond conventions. At the latter, she won the Best Historic award with 'Daphne' 4 W-W, which was from one of her early GCV collections. In the picture above, Elizabeth is shown holding the trophy she won for Historics at the 2011 Gloucester show.

Now, at age 93, Elizabeth's favorite daffodils are her first daffodils she planted, now classified as historic. Her favorite classes to enter are in the Historic section, and she regularly wins the historic collection at

local shows. A few of her favorite historicals are ‘Daphne’ 4 W-W, ‘Beryl’ 6 W-YYO, ‘Kansas’ 3 W-GYO, ‘Little Witch’ 6 Y-Y, and ‘Rubra’ 6 W-Y.

Elizabeth plans to keep exhibiting all her sentimental historicals as long as her health allows. She is looking forward to the Baltimore Convention in 2012. ❁

*[Reprinted with permission from the Middle Atlantic Regional Newsletter, article and photograph by Ceci Brown]*




### THE DAFFODIL SOCIETY

Was established in Britain in 1898 to cater for the needs of all daffodil enthusiasts and now has members in all the countries where daffodils are grown seriously.

The Society issues two publications each year to all members and welcomes contributions from all growers on the complete range of

topics. Subscription rates, by Airmail, are 1-yr, £21.00/\$40.00, 3-year £60.00/\$115.00  
Payments in US\$ to be made to the ADS Executive Director: Payment in UK £s to Keith  
Boxall: The Daffodil Society, 13 Astor Crescent, Ludgershall, Andover, SP11 9RG, UK.

Does your garden end too soon?



### Join the National Chrysanthemum Society

and enjoy colorful blooms until frost.  
Your membership includes 4 issues of  
**The Chrysanthemum**

Annual dues: \$20.00. Write to:

Ms. Anette Lloyd, 3464 Colonial Ave., Apt. P 102, Roanoke, VA 24018-4537  
e-mail: [anette.lloyd@mums.org](mailto:anette.lloyd@mums.org); Visit our website: [www.mums.org](http://www.mums.org)

# ***Around the Regions***

## **Arkansas Daffodil Society Celebrates 50<sup>th</sup> Anniversary of their First ADS Show**



The Arkansas Daffodil Society will hold their 50<sup>th</sup> anniversary show on March 24–25 in Conway, Arkansas. This will also be the Southern Regional Show. It will be held at the Faulkner County Library, 1900 Tyler St., in Conway.

This year's show honors Kaye Mayes, retiring as president of the Society at age 90, after 33 years of service to the group. Awards are also on the schedule to honor many of the group's outstanding members from days gone by.

For this year's show, the group has added or expanded ten sections. Innovations include a class just for Master Gardeners and a special Photography Section, honoring the late Tommy Dunn.

For a schedule, by mail or email, contact the chairman, Char Roush, at [cmroush@windstream.net](mailto:cmroush@windstream.net) or by calling her at 879-942-7957. Char can also refer you to local motels and restaurants, and give you driving directions from all points of the compass.

You need to learn the way to Arkansas, because you'll be coming back in 2014 for the National Convention in nearby Little Rock.

***The French Strain of Narcissus jonquilla  
Brought Upriver by Settlers from New Orleans***

**Carl Amason**  
Calion, Arkansas

At the old homestead where I live, I don't mow until all the daffodils have matured. And in that old yard, there were some daffodils that we called "jonquils", others "Twin Sisters" (*Narcissus x medioluteus*) which were late, one of the last to bloom, and then clumps of what we called "Butter and Eggs," which were correct. There was little else, if anything, in the way of Daffodils except what we and others called "Buttercups," which was *Narcissus pseudonarcissus*. These were all cherished because they bloomed early, were fragrant, and were so prolific in bloom that they were allowed to be picked for bouquets.

One of the first to bloom was a strain of *Narcissus jonquilla* which was vigorous, prolific to self sow, and was well liked, but generally too hard to pick for bouquets because it took so many to make a showing. But their fragrance did make a statement. By moonlight in early spring on a warm night, they were romantic. This was before the rotary lawn mower, so they were usually allowed to seed and reproduce. These were called "Jonquils," and only they were so called, as other common names were applied to the others.

The strains that were growing about the place were what I came to call the French jonquil, to distinguish from the English jonquil that bloomed a month later. They were early and very fragrant, and I was always disturbed when I would keep (dig, buy?) bulbs of jonquil hybrids, because they were so late, so late I was sure they were the ones that were used in making the hybrids. Later I realized that the ones that bloomed a month later, or the English strain, were what the hybridizers, mostly British or English, used in their work because it was only natural for them to use what was



readily available commercially. Apparently little hybridizing of daffodils was done in France or Spain, and the Dutch used mostly hardier strains of *Narcissus Pseudonarcissus* in all their work. All of which is confusing enough, especially to one who did not realize the over-all scene of the daffodil world.

What I call the French strain of jonquils has become naturalized in North Louisiana, South Arkansas, and East Texas. Apparently it is not common east of the Mississippi as it is here in the Southern United States.

Years ago I was frequently asked why some jonquil plantings were much earlier and more vigorous than others about the town of El Dorado. I assumed that the more vigorous French strain were growing in established places with good soil and more sun. Later I realized that there were two or more distinct strains of *Narcissus jonquilla*, and that was the primary reason for the differences. Anyway, the jonquils west of the Mississippi Valley are more vigorous than those that came with the English speaking peoples from Virginia and the Carolinas. So evidently the New Orleans settlers brought the earlier French strain upriver to Arkansas and East Texas.

This is all speculation on my part, but that might explain why there are two strains, one early and vigorous, and one later that is weaker. But that weaker strain is the source of the double “Queen Anne” jonquils that are grown mostly in yards of people from Virginia and the Carolinas. Apparently they have been grown longer in cultivation because the English speaking people of the United Kingdom look upon jonquils as worthy exotics and not weedy natives. All of this causes me to wonder what we now have in cultivated gardens, so hybridizers can always find something worthwhile.


I wish I could recall the history of so many plants here on my property and the property of relatives; but too many years have passed and too many relatives are not as interested in the history or sources as I am. I used

to say that you could tell what states some of the early settlers came from, but not anymore. Perhaps the major destroyer of many old settlers' valued plants is the gas powered lawn mower and the desire to have nothing but a grassy lawn. So the times have changed, and no doubt some day other changes will take place, but something of interest to someone somewhere will survive.

*[Carl wrote this letter on August 1, 2004, and said "Use it sometime." But "sometime" didn't come soon enough, as he died in 2005. Now, as his beloved Arkansas Daffodil Society celebrates its 50<sup>th</sup> anniversary show, it seems an appropriate time to share it.]*

Carl Amason attended his first American Daffodil Society Convention in Dallas in 1960, and came home to organize the Arkansas Daffodil Society, serving as its first president, and supporting it all the rest of his life. He was also a founding member of the Arkansas Native Plant Society and of the Crosby Arboretum in Picayune, MS, which gave him their Conservation Award.

He spent all of his life in Calion, except for the WWII years in Italy. He returned home to create his forty-acre garden of daffodils and camellias. A voracious reader, he never found time to buy a television set, and never saw the "Gardener's Diary" HGTV episode featuring his garden, in a four-part series which also included John Lipscomb, Celia Jones, and the garden of the late Birma Abercrombie.

Roxane Daniel said of Carl, "A rare Renaissance man passed through our lives," and Thera Lou Adams said, "He shared his plants and my garden rejoices." 

### *.... From the Executive Director's Computer*

Friends, I have items for sale: Order Brent and Becky Heath's book, *Daffodils for North American Gardens*, and also the Van Beck book, *Daffodils in Florida—A Field Guide to the Coastal South*. If you didn't order a 2011 version of *Daffodils to Show and Grow* (DTSG), you really need one for shows. (The latest DTSG has a gold cover.) What about show entry cards? *A Judges Handbook*? How about some of our educational or archival CD and DVD programs for reference and presentations, such as Kirby Fong's latest production, a movie on DVD, titled *Let's Grow Daffodils*?

We have *The Daffodil Journal* JUN 04–DEC 08, available on DVD, all combined into one searchable file. The DVD also includes a separate file of the contents of the *Journals*. This file lists the title (alphabetically), author, and the issue in which you'll find it. Prepared by Mary Lou Gripshover, both files are in PDF format and both are searchable by keyword. We have 10 copies left of the 2012 ADS Throckmorton *DataBank*, available for \$45. Check out the last two pages in your latest *Daffodil Journal* to see all that is available. Learn more details by going to our webstore. To order any of these items, you can send a check, made payable to ADS, to PO BX 522, Hawkinsville, GA 31036-0522, or you can place your order on our ADS webstore.

And please make sure you are current on your dues by checking the outside back cover of each *Journal*. I want you to continue receiving this award-winning *Journal*! We ask that all ADS members align their dues payment with JUL 1, either annually or once every three years. Dues info can be found on the inside front cover of each *Journal*. Please contact me at [jaydeeager@gmail.com](mailto:jaydeeager@gmail.com) with your questions about how to pro-rate your dues to align with JUL 1.

I ask you to please notify me of any change of address for you, in advance; and please keep me current with your email address.

Your daffodil concierge,  
*Jaydee Atkins Ager*

## .... *from the President's Podium*

As I sit down to write my final President's Message I want to thank the many people that volunteer their time and energy to the ADS. I now have a fuller appreciation of the contributions this core group makes every day to keep our organization running.

ADS finances remain in a healthy position thanks to our Treasurer, Rod Armstrong. With recommendations from Rod and our accountants the ADS has changed several of its accounting practices so that we are positioned to remain compliant in today's carefully regulated financial environment.

Our on-line presence with Daffnet and Daffseek continues to be world class, thanks to the work of Ben Blake, Nancy Tackett, and others who assist them with updates and improvements. Have you visited the website or noticed that species are in Daffseek?

And a special thank you to Loyce McKenzie and Jaydee Ager, the *Journal* Editor and Executive Director. Loyce has continued to publish interesting and educational articles which appeal to our varied membership. I think you would all agree that the *Journal* remains a cornerstone of the ADS.

Jaydee Ager truly is the face of the ADS, working with our membership on a daily basis and keeping us informed of regular activities. She has been my right arm and her role in the ADS is immeasurable.

My final message remains the same as my first. Continued focus on membership and recruitment is essential to the future viability of our organization. We need to find ways to attract younger members and to broaden our appeal beyond the show bench. Our entrance into social media with Facebook and Twitter is just the beginning of this effort. Thanks to Phyllis Hess and Katie Welsh for taking on these two activities.

As spring approaches, we are entering the period when we have the greatest opportunity to increase our membership. Guided tours of our yards and shows, a gesture of flowers to friends and colleagues, giving talks to garden clubs and civic organizations—these are just a few of the ways to spread your enthusiasm and to get people to join the ADS. I hope each of you will make an effort to recruit a new member, mentor them, and make them lifelong lover of daffodils.

I hope to see many of you at the ADS Convention in Baltimore this April. The Maryland group has been hard at work organizing the event. The display of flowers and the activities planned are sure to make this one of the best Conventions ever.

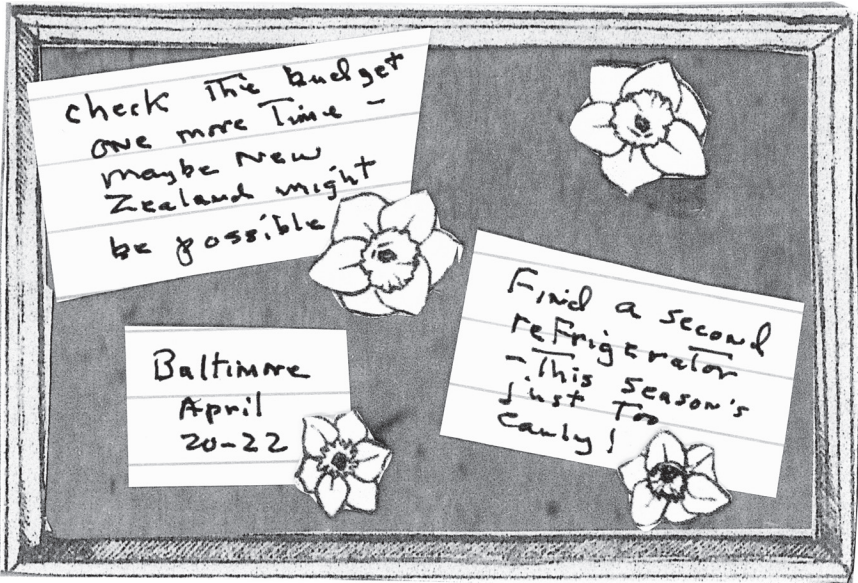
*Kathy Welsh*



### ***Notice of the Annual Meeting of the ADS***

The annual meeting of the American Daffodil Society, Inc., will be held on Friday, April 20, 2012, at the Sheraton Baltimore North in Towson, Maryland, following the convention dinner, for the purpose of electing officers and directors as provided by the By-Laws, and to take action on and transact any other business which may properly and lawfully come before the meeting.

*By the Order of the Board of Directors  
Sally Nash, Secretary*



### ***If You Plan to Register Seedlings, Get Forms Now***

If you have seedling daffodils which you are considering for registration with the RHS this year, you should request the paperwork now from Mary Lou Gripshover, Information Management Chairman, [mgripshover@cinci.rh.com](mailto:mgripshover@cinci.rh.com), or 1686 Grey Fox Trail, Milford, OH 45150. The forms do not have to be sent to Mary Lou until June 1, but there are measurements and perhaps photographs that you need to get during blooming season.



### ***Your Vote on the RHS Poeticus Classification Definition Must Be Sent by April 30, 2012.***

Last autumn, thoughtful discussion was held on Daffnet about the proposed changes to the Definition of Division 9 daffodils. Members who have an interest in Division 9 are invited to give their opinion on which of the two proposed options they would support. In the *Daffodil Journal*, December 2011, pp. 124–131, the issue was thoroughly outlined. You may email [sharonmcdonald@rhs.org.uk](mailto:sharonmcdonald@rhs.org.uk), with "Div.9" on the subject line, or mail your choice to **Sharon McDonald, RHS Garden Wisley, Woking GU23 6QB, UK**, with "Div. 9" marked on the envelope.

## *In Memoriam*

ADS members are saddened to learn of the death of Sam Nock, of Accomac, Virginia, on September 22, 2011. Sam and his wife Evelyn were active members of the Virginia Daffodil Society and hard-working in responsibilities of the Middle Atlantic Region, as well as the ADS. Many of us came to know Sam first at the 2008 convention in Richmond, where he served as registrar. A retired educator, he is fondly remembered by many because he remembered their special interests and family concerns. Letters of condolence may be sent to Evelyn at 23381 Cross Street, Accomac, VA 23301.

Word came at the end of 2011 of the death of Dick Ellwood, husband of ADS member Liz Ellwood. Dick accompanied Liz to many events and acquired friends there, most recently at the Atlanta fall board meeting. The Ellwoods had recently moved; expressions of sympathy may be sent to Liz at: The Atrium, 40 Riverside Ave., 11 P, Red Bank, NJ 07701.

Linda Simon, of Ashland, Virginia, died in November. Linda had been an ADS member since 2004, and was actively involved at the Lewis Ginter Botanical Garden. Condolences may be sent to her husband, Rick Simon, 10020 Stone Path Dr., Ashland, Virginia 23005-7843. She left a most generous bequest to her beloved Virginia Daffodil Society. Robert Burns, of New Albany, Indiana, a member of ADS since 1984, also died this autumn.



### *Calendar of ADS Events in the Coming Years*

April 20–22: ADS National Convention 2012, Baltimore, MD


September 24–October 30, 2012: World Convention and Tours in New Zealand

October 26–27: ADS Fall Board Meeting 2012 and also a Symposium, Nashville, Tennessee

April 16–20, 2013: ADS National Convention, Columbus, OH

March 26–30, 2014: ADS National Convention, Little Rock, Arkansas

April 2016: World Daffodil Convention, Saint Louis, MO, co-sponsored by the Northern California Daffodil Society and the Greater Saint Louis Daffodil Society



## **ADS Baltimore**

***Blooms, Bay and Beyond* ADS National Convention and Show  
April 20–22, 2012**

**<http://www.marylanddaffodil.org/>**

**Sheraton Baltimore North  
903 Dulaney Valley Road • Towson, MD 21204-2686**

### **Convention Registration Includes:**

- ∞ The ADS National Show
- ∞ Friday night Awards Dinner with speaker
- ∞ Saturday Seminars, Lunch, Dinner with speaker Brent Heath
- ∞ Sunday tour of Ladew Topiary Gardens (on the National Registry of Historic Places) and private gardens, Lunch, Dinner with speaker Fran Flannigan of the Chesapeake Bay Foundation

Convention sign-in: Thursday, April 19, 4–8:00 PM; Friday, 8–10:00 AM

**Airports:** Baltimore Washington International [BWI] (40 minutes away); Reagan Washington National Airport [DCA] (80 minutes away); Washington Dulles International Airport [IAD] (90 minutes away); Philadelphia International Airport [PHL] (2 hours away). Information on BWI, DCA and IAD shuttle service provided by Super Shuttle is available on the Super Shuttle website <https://www.supershuttle.com/GroupRez/TripDetails.aspx?GC=YD7DW> and on the Convention website above. Note: BWI Airport is a hub for Southwest Airlines. Some airlines may offer fare reductions for 10 or more persons traveling to the same destination on the same flight.

**Hotel Accommodation:** Room reservations may be made directly with Sheraton Baltimore North in Towson, MD at (800) 325-3535, (410) 321-7400 or <https://www.starwoodmeeting.com/StarGroupsWeb/booking/reservation?id=1109226902&key=370A>. A limited number of rooms are available on a first-come/first-served basis at \$124 per night before applicable taxes. Reference ‘American Daffodil Society’ and make reservations by March 29, 2012. Free parking at the hotel. Room cancellations subject to hotel policy.



## **ADS Baltimore April 20–22, 2012 Registration Information**

(Please print clearly and submit a separate form for each registrant.)

Keep a copy for your records. Form also available at [www.marylanddaffodil.org](http://www.marylanddaffodil.org))

Name \_\_\_\_\_

Address \_\_\_\_\_

City, State/Country, ZIP/Postal Code \_\_\_\_\_

\_\_\_\_\_ Telephone \_\_\_\_\_

Email address (for confirmation) \_\_\_\_\_

Name to appear on nametag \_\_\_\_\_

Please note any dietary restriction \_\_\_\_\_

This is my first ADS Convention.  I plan to exhibit photographs.

### **Conference Fee:**

\$295 postmarked by March 20  \$315 postmarked after March 20

Conference includes two AM and two PM seminars on Saturday. Please select your preference in order of 1, 2 and 3 for morning, and 1, 2 and 3 for afternoon:

**Saturday AM:**  a. Upper Division Daffodils  b. Keeping Daffodils Healthy in the Small Garden  c. Here Come the Classics: 1940–1969 Introductions

**Saturday PM:**  d. Incorporating Daffodils into the Landscape  e. Hybridizing for Beginners  f. Toughest Problems for Judges (Judges Refresher)

### **Optional Events Fees:**

\$ 45 Friday—9:00 AM. Tour of Baltimore’s Inner Harbor, admission to the National Aquarium in Baltimore with entry to the dolphin show. Sightseeing and lunch on your own; transportation back to the hotel departs at 2:00 PM (times subject to revision).

\$ 18 No speaker, “Just Breakfast” on Saturday.

\$ 18 Saturday breakfast with *Hybridizing, Growing and Showing Miniature Seedlings* presentation.

\$ 18 No speaker, “Just Breakfast” on Sunday.

\$ 18 Sunday breakfast with *Garden Lunacy* presentation by Art Wolk.

\$ 3 Judging refresher

**\$\_\_\_\_\_ Total Enclosed**

Please send completed registration form and check payable to

*Maryland Daffodil Society* to:


Susan Palmer, Registrar—1729 Circle Road, Towson MD 21204-6443

[[susmpalmer@aol.com](mailto:susmpalmer@aol.com)]

# American Daffodil Society Convention

Baltimore, Maryland  
April 20–22

Joan Bender and Nicki Schwab  
Show Chairmen  
Julie Minch  
Convention Chairman



**ADS Baltimore**

<http://www.marylanddaffodil.org/>

The 2012 ADS convention and show committee has been meeting, planning and getting ready to host the next national show.

It will be held at the Sheraton North in Towson, Maryland. Be sure to register not only with the 2012 Convention Committee but also with the hotel; both a phone number and web address to help in booking your accommodations are listed on the registration form. The form also lists information for airport shuttles. For drivers, the hotel provides ample, free parking. Please note all registration and reservation deadlines so you can get the best prices.

We will have Horticulture, Designs and Photography in our Show. The new horticulture classes featuring “Classic” standard daffodils registered between 1940–1969 will make their debut. Our “Blooms, Bay & Beyond” theme will extend to original design and photography classes.

Our fabulous boutique will be organized by Scott Bally and Rebecca Brown. The boutique will be open for convenient browsing and shopping on Friday from noon through the cocktail hour, and on Saturday from 9:00 AM through cocktails. We would welcome other vendors or participants who are willing to attend their own wares; inquiries can be addressed to Rebecca Brown at 717-334-2304 or brownezell@earthlink.net

A “first” at this convention is the “Just Breakfast,” which was added in response to requests from members that they have an opportunity to join large groups of friends and visit casually over breakfast, even though they didn’t have a compelling interest in the “Event” breakfast of the morning. See the registration blank to choose this option for Saturday and/or Sunday mornings. This echoes the camaraderie of those large breakfast gatherings at the Fall Board meeting in Atlanta.

## *Timetable for Convention and Show Events*

Wednesday, April 18 <sup>th</sup>	Flowers for Judging School III are set up
Thursday, April 19 <sup>th</sup>	<b>8:30 A.M.–4:30 P.M.</b> —Judging School III Set up for Show horticulture, design, photography Set up for vendors and for boutique <b>3:00 P.M. to midnight</b> —Entries accepted <b>4:00–8:00 P.M.</b> —Convention sign-in <b>4:00 P.M.</b> —Youth Workshop <b>7:00 P.M.</b> —Newcomers Reception
Friday, April 20 <sup>th</sup>	<b>12:01–9:00 A.M.</b> —Entries accepted <b>8:00–10:00 A.M.</b> —Convention sign-in continues <b>9:00 A.M.</b> —Bus departs for optional Inner Harbor/Aquarium tour <b>9:00 A.M.</b> —Judges and Clerks Coffee and instructions <b>9:30 A.M.</b> —Judging begins <b>12:00 noon</b> —Boutique opens <b>1:00 P.M.</b> —Judges Luncheon <b>2:00 P.M.</b> —Show open <b>3:30 P.M.–5:30 P.M.</b> —Outgoing ADS Board meeting <b>6:00 P.M.</b> —Cash bar <b>7:00 P.M.</b> —Awards Dinner and Annual Meeting of the ADS
Saturday, April 21 <sup>st</sup>	<b>8:00 A.M.</b> —Optional breakfast with featured speaker on Miniatures, or optional ‘Just Breakfast’ <b>9:00 A.M.</b> —Boutique opens <b>9:00 A.M.–5 P.M.</b> —Show Open <b>9:00 A.M.</b> —1 <sup>st</sup> morning Seminar: Choice of ‘Upper Division Daffodils’, ‘Keeping Daffodils’

Healthy in the Small Garden’ or ‘Here Come the Classics: 1940–1969 Introductions’

**10:00 A.M.**—2<sup>nd</sup> morning Seminar: Same topics as 9:00 A.M. Seminar

**11:30 A.M.–12:30 P.M.**—Lunch with Michael Raupp, University of Maryland entomologist

**1:00 P.M.–2:00 P.M.**—1<sup>st</sup> afternoon Seminar: Choice of ‘Incorporating Daffodils into the Landscape’, ‘Hybridizing for Beginners’ or ‘The Toughest Problems for Judges’ (Judges Refresher)

**2:00 P.M.–3:00 P.M.**—2<sup>nd</sup> afternoon Seminar: or same topics as 1 P.M.

**5:00 P.M.–6:45 P.M.**—Cash bar and bulb auction

**7:00 P.M.**—Dinner featuring speaker Brent Heath, owner of Brent and Becky’s Bulbs

Breakdown of the show

Sunday, April 22<sup>nd</sup>

**8:00 A.M.**—Optional breakfast with featured speaker, garden writer Art Wolk, or optional “Just Breakfast”

**9:00 A.M.**—Buses depart for tours

**4:00 P.M.–5:30 P.M.**—Incoming ADS Board meeting

**6:00 P.M.**—Cash bar


**7:00 P.M.**—Dinner featuring speaker Fran Flannigan of the Chesapeake Bay Foundation

### **Invitation to the 2013 ADS Convention**

Kisses and goodbye hugs!

Our website will be updated regularly so be sure to check it frequently.

**[www.marylanddaffodil.org](http://www.marylanddaffodil.org)**



## **ADS Baltimore**

### ***Attention Photographers***

The ADS April 20–22, 2012 Convention and Show in Baltimore, Maryland includes a Photography Show. The classes are listed below. So please check your photo files or click away in early spring for that blue ribbon entry. Detailed information will be listed on the ADS web site as well as the spring issue of the ADS Journal.


### ***ADS 2012 Photography Division***

**The American Daffodil Society Photography  
Division celebrates the daffodil Baltimore style!**

### ***Photography Class Criteria***

#### **Class**

- P 1. Babe Ruth Single**—A close-up /macro of a single daffodil bloom or multiple blooms of the same cultivar.
- P 2. Ladew**—Daffodils in the landscape or garden.
- P 3. Chesapeake Bay**—Daffodils in their native or natural habitat.
- P 4. USS Constellation**—A photograph featuring daffodil(s) and water.
- P 5. Maryland Fox Hunt**—Daffodils and animals.
- P 6. Star Spangled Still Life**—An arranged still life incorporating daffodils.
- P 7. Café Hon**—Abstract and manipulated photographs incorporating daffodils or daffodil elements.
- P 8. Edgar Allan Poeticus**—A photograph featuring division 9 Poeticus daffodil(s).
- P 9. Fort McHenry**—A photograph featuring historic daffodil(s) registered prior to 1940.
- P 10. Charm City Kids and Folks**—A photograph featuring daffodils and children/ adults.



## ADS Baltimore

### *ADS 2012 Photography Division Rules*

1. All exhibitors should register in advance by contacting Photography Chair, *Joanne Diamond*, via email: *idahokat@aol.com* or phone: 1-410-472-3324. Registration Deadline is: Monday, April 16, 2012. We encourage you to register early. There is no entry fee and exhibitors are not required to be members of the ADS. You will receive email confirmation of your registration.
2. All classes are open to color or black and white photographs and will be subdivided as needed. Entries must contain images of one or more daffodils as required by the class. **An exhibitor may enter up to 1 photo per class and up to 8 photographs in the show.**
3. Photographs that have previously won a first place award at an ADS National Show may not be entered in competition.
4. **All photography entries must be the work of the exhibitor.** Any changes to the original image must also be the work of the exhibitor; this includes manipulation, cropping, and enhancing for color/clarity. The surface finish may be glossy or matte.
5. **All photography entries should be mounted on foam core board that is the same size as the photo. The finished exhibit must be no larger than 8×10 inches and a minimum of 5×7 inches. No matting over the photo is permitted.** Please do not use glass or framing. Mounting and printing may be done professionally.
6. **A completed entry card must be submitted with each exhibit. In addition, the following information must be written on the back of each photograph in the lower left hand corner: name, address, phone number(s), email address, and class entered. Please indicate the TOP of the photograph.** Entry Cards will be emailed with your registration confirmation or can be printed from

the website.

7. The staging background color will be off-white
8. The recommended scale of points by which the classes are to be judged is as follows:

Creativity	25
Composition	25
Craft	25
Content	25
<b>Total</b>	<b>100</b>

9. First, Second, Third and Honorable Mention Awards will be presented in each class. The ADS Knierim Ribbon for Best Photograph in Show will also be awarded.
10. **Exhibitors may send entries by mail to: *Nan Paternotte, 215 Woodbrook Lane, Baltimore, MD 21212.* Mailed entries must be received by Thursday, April 12, 2012.**
11. **Exhibitors submitting pre-registered entries in person should bring them to the Photography Registration Table in the Ballroom Foyer of the Towson Sheraton, Thursday, April 19, 2012 between 3 and 8 P.M.** Entries will not be accepted after 8 P.M. Thursday.
12. **If exhibitors would like to have their photograph returned by mail, a self-addressed, postage-paid, padded envelope must be provided in advance.** The return envelope should be included with your mailed entry or dropped off at the registration table with your exhibit. All other entries must be picked up by the exhibitor between 7–10 P.M. at the close of the show Saturday, April 21, 2012 or they will become the property of the ADS.
13. The American Daffodil Society will exercise caution in safeguarding exhibits but cannot assume responsibility for lost or stolen photographs.
14. ***For further information or questions about the Photography Division please contact Photography Chair, Joanne Diamond by email at: [idahokat@aol.com](mailto:idahokat@aol.com) or by phone: 410-472-3324.***



## *Marking Daffodils for Harvest*

**Sara Kinne**

Bloomington, Indiana

This will be my 12<sup>th</sup> year for marking daffodils that are grown in the sod in large fields that have no man-made markers to guide me. What was once a hit-or-miss endeavor of trying to locate clumps in tall grass when the foliage had dried and disappeared has now turned into a production that yields 95% of the marked clumps with very few cut bulbs. I owe it all to a husband who is a problem-solver and his familiarity with surveyor's tape. This one inch wide plastic tape is available in hardware stores in several colors, both bright and muted. This is also the source for engineer flags, the small pennants on 18-inch wire stems like the ones used by utilities to show buried obstacles. This technique works in organized beds as well, where I use the markers to jog my memory about which varieties I want to remove to the sod in order to make room for better ones.

This is how it evolved: Indiana Daffodil Society has been harvesting bulbs from Helen Link's property in Brooklyn, Indiana, for our annual bulb sales for years. To dig in Mrs. Link's show beds was challenge enough, but to try to locate naturalized beauties that she had planted in 17 acres of sod once the grass had grown to 18 inches or more was extremely difficult. Many times I helped Joe Hamm look for things we had marked with 24 inch pieces of Venetian blind, only to discover that they were missing, broken, unreadable, and no help at all in guiding where exactly to sink the spade.

Closer to where I live in Bloomington, my mentor, Libby Frey, has two ridge-top pastures of naturalized daffodils from her 60 years of buying from growers around the world. When Libby offered to have us dig and divide her blooming stock, I was faced with the same dilemma encountered on the Link property: how to find the bulbs when the foliage had died but the grass had flourished. This is the story of how surveyor's



tape and consistent marking technique simplified the tagging process.

I have a small bucket with the following supplies ready: a notebook in a Ziploc bag, another baggie with ball point pens and Sharpies (fat and thin), surveyor's tape, Venetian blind I.D. tags, trowel and reading glasses. I have containers of water available for the unnamed flowers I plan to photograph at home. These photos will be used at our bulb sale after the bulbs have been dug and cured.

As soon as the daffodil 'Trena' blooms on my property, I know to start the first of several visits to Libby's fields with my bucket of tools. My notebook is smallish, approximately  $6\frac{1}{2} \times 8\frac{1}{2}$  with large rings for easy opening and folding flat back on itself. This is important because it is manageable in hand as I walk the fields, select clumps, and enter data into the book. Later, this written log will be the reference guide to our stock as we prepare for bulb sales. The smaller size easily fits in the bucket and into a Ziploc freezer bag in the event of rain.

To use the logbook, I always write the current date at the top of the page to guide us later in determining early, mid, mid-late or late bloomers as we observe our bloom season. This information really helps the casual gardener choose what to buy from us in August. I recommend a 1/2 to 3/4 inch line spacing for the contemporaneous notes regarding each entry. I make a vertical column on the left side of each page for the dig I.D. number and starting with the year, use a consecutive number for each clump I mark. My first entry this spring will be 12-01, the first clump for 2012. This way, if I happen across any clumps I missed the year before, it will be differentiated as 11-(I.D. #). Next is the name of the cultivar, if I know it, and the color code. Any outstanding attributes such as floriferous, heavy substance, size, fragrance, frilliness, short or tall, bright, subtle, dainty, etc. are quickly jotted down. These remarks will be selling points to the public at sale time, as my recall will be zilch. I also used to describe in the notebook where each clump was in relation to big trees in the pasture, but

I no longer take the extra time. I have learned to trust the surveyor's tape

I have a stash of pre-cut Venetian blind I.D. tags 2.5–3 inches long already marked with the grower's initials using a black Sharpie. Even if I only dug on one property, I would include this because of its usefulness at bagging time. For our purposes here, I have tags with LF (Libby Frey) on them and as I locate the first clump I enter it in the logbook, then mark the name and color code on the tag with a black Sharpie. Next, I make a small slice in the earth with my trowel (I always do it on the north side for consistency) and bury the tag upright with just the tip showing. When these bulbs are dug, that tag will go into the bag with them. If I have more than 1 clump of the same flower, I put a tag on the north side of each with the added notation "1 of 3, 2 of 3, 3 of 3". This information is also noted in the logbook.

The next maneuver is to encircle the clump with the surveyor's tape. I usually write the I.D. information on the tape first and then unroll it. It seems to be more legible months later, and wastes less of the tape. Try not to scrunch the color code and I.D. number in the knot. You'll be glad later when you can still read it. I try to place the tape close to the ground, and securely around the clump. As the foliage dies, the tape will sink closer to the ground, and rain will finish the job. I have clumps in my pasture that I never got to, and the mower hasn't disturbed the tape at all. I usually try to be consistent with the tape around the base of the foliage and then I will dig 1 inch outside the tape to insure that bulbs don't get sliced by the spade.

Because these bulbs are to be sold, I harvest the best bloom from each clump that I mark and write the I.D. number on the back of the stem, near the bloom. I'll take the photos outdoors in natural light against a black background. A flower that is staged for sale is purely a head shot with I.D. code, much like a jail mug shot. If you shorten up a stem and inadvertently delete the code, you suddenly have an unknown. Ouch! A pen that doesn't

smudge is critical, and a super-thin Sharpie has never failed me. A small amount of water in plastic juice bottles in six-pack carriers keeps the flowers fresh until I can photograph them at home.

I try to visit Libby's daffodil fields weekly during bloom season, but if I make it four times, I consider it a good season. A partner to work with lightens the load, but some of my most peaceful times have been alone on the property, moving from one end to the other, surrounded by incredible beauty and proliferation of bloom.

Once bloom season is over, I return to the fields and imbed a surveyor's flag on the same north side of the clumps. Not every clump gets a flag in the heavily marked areas, but those lone clumps that are far off to the sides will never get my attention without a flag, since tall grass hides the tape completely by June. I wait until bloom season is over just to preserve the beauty of the property for visitors, and the flags make it easier to mow the paths in May without taking the bulb foliage prematurely.

You can tell that this is a lot of work for us at a time when we have our own gardens to tend and flower shows to attend, but these bulbs are very easy to sell to the public, with the photos and descriptions to guide them; and at only \$2 or \$3 for each cultivar, shoppers buy several. We also furnish simple planting instructions that are intentionally accessible, saving the heavy technical detail sheets for the few shoppers who seem ready to learn more. We use the proceeds from our bulb sales, after expenses, to fund \$1000 scholarships for horticulture students at 3 Indiana colleges, in the name of IDS, to help complete our core mission to "promote and encourage wider use and appreciation" for our favorite flower. 🌸

## *The Value of Leaves and the Stem*

**Peter Ramsay**  
Matangi, New Zealand

Almost every daffodil grower is aware of the importance of leaves in the production of quality bulbs. My old Dad used to lecture me constantly on the virtue of looking after leaves. He growled at me when I would bend some of the leaves over so that they didn't rub against flowers. He also favoured dead heading flowers, claiming the stem was worth four times the value of one leaf. He also claimed that letting daffodils go to seed was similar to pregnancy and that it could sap energy from the flower.

Last year I posted Dad's claim on Daffnet and added Max Hamilton's finding, that the stem was worth one or perhaps two leaves at the most. Some of the replies were very interesting. Brian Duncan commented, "I've long been one to accept that a stem can have a significantly greater effect than a single leaf. I think possible reasons for the much reported suggestion that a stem is worth more than that of a leaf for the build-up of a bulb are:

- stems are often (and should be for garden purposes) longer than leaves, gain more access to the sun as they are less shaded;
- stems are rounded and stand more vertically than leaves—thus being more exposed to sun from sunrise to sunset.
- stems usually stay green longer than leaves and thus have more exposure to the sun."

He concluded, "Combining these three points, it is possible to conclude that there is much more opportunity for photosynthesis."

Ted Snazelle, a research scientist, added weight to this viewpoint. "It does make sense as photosynthesis is going on in the stem resulting in sugar (glucose) to be transported (translocated) to the bulb where it can ultimately be used as a source of carbon and energy for the whole growth

process in the spring. So deadheading a flower results in leaving behind a stem that now functions as a leaf. Deadheading is important. Otherwise a fruit (seed capsule) might develop; fruits are said to be “sinks” for sugar. Thus less sugar would be available to transport down into the bulb and ultimately less sugar for the carbon compounds and energy required to make a new flower.”

So there we have it—scientific explanations and the observations of one of the world’s best exhibitors support Dad’s views. The Americans certainly make the point of the value of leaves by using buxus to dress the flowers rather than leaves! 🌸

**[This article originally appeared in the *New Zealand Daffodil Annual 2011*, and is reprinted by permission from the author, and the editor, Trevor Rollinson.]**

## *Classic Daffodils*

(From Down Under)

Large range of varieties to choose from.

One of our goals is to present more Australian varieties; our own along with four other Aussie breeders’ varieties are now on offer. List available: PO Box 1409, Pearcedale 3912. Victoria. Australia

E-mail: [iannjoydyson@iprimus.com.au](mailto:iannjoydyson@iprimus.com.au)

Visit our web site: [www.classicdaffodils.com](http://www.classicdaffodils.com)



### **Want to Learn more about lilies?**

Join the North American Lily Society! Membership includes four full color Quarterly Bulletins and a color hard bound Yearbook loaded with information about lilies.

Dues are just \$20 per year for US members. For more information and to join, visit [www.lilies.org](http://www.lilies.org).

NALS, Executive Secretary, PO Box W, Bonners Ferry, ID 83805

# *Efficacy of Bleach (Sodium Hypochlorite) as a Post-Lifting Dip for Daffodil Bulbs*

**Ted Snazelle**

Research, Health and Culture Chairman

## *Introduction*

As formaldehyde is essentially unavailable in the United States as a post-lifting dip for daffodil bulbs, it seemed prudent to look for a cheap, available, alternative chemical to formaldehyde. Sodium hypochlorite (NaClO [NaOCl]), better known as bleach, is known to be a contact fungicide, i.e. it will kill fungal spores on contact. Household bleach is 6.0% NaClO. Formaldehyde is also a contact fungicide; however, it is a known carcinogen, i.e. a known cause of cancer. Neither formaldehyde nor sodium hypochlorite has systemic activity in daffodil bulbs, i.e. the chemicals do not move into daffodil bulbs to kill the basal rot fungus (*Fusarium oxysporum* fs.p. *narcissi*). A small experiment was performed testing the efficacy of different concentrations of NaClO to minimize the storage loss of 'Ice Follies' bulbs to the narcissus basal rot fungus.

## *Procedure*

On May 15, 2011, bulbs of 'Ice Follies' were lifted, sorted into four, 50-bulb (double and triple nose bulbs) samples, washed vigorously with water using a hose, and then dipped for 15 minutes in water (control), 0.5% NaClO, 0.75% NaClO, and 1% NaClO. After dipping, the bulbs were allowed to drip dry and then hung for 15 weeks from the rafters of a ventilated carport room to dry and cure. Then, the bulbs were cleaned, checked for basal rot, and examined for any adverse effect of the NaClO.

The table below summarizes the results:

Criterion	Control (H <sub>2</sub> O) <sup>1</sup>	0.5% NaClO <sup>2</sup>	0.75% NaClO <sup>3</sup>	1.0% NaClO <sup>4</sup>
% bulbs healthy (#)	94% (47/50)	90% (45/50)	96% (48/50)	94% (47/50)
% bulbs diseased (#)	6% (3/50)	10% (5/50)	4% (2/50)	6% (3/50)
Condition of healthy bulbs	hard & smooth	hard & smooth	hard & smooth	hard & smooth
“Burning” <sup>5</sup>	little	little	moderate	heavy

<sup>1</sup>Tap water (no NaClO)

<sup>2</sup>0.5% NaClO—315 mL NaClO/gallon. Place 315 ml NaClO [or 1½ cups] in a gallon jug and fill to capacity with water.

<sup>3</sup>0.75% NaClO—473 mL NaClO/gallon. Place 473 ml NaClO [or ~2 cups] in a gallon jug and fill to capacity with water.

<sup>4</sup>1% NaClO—631 mL NaClO/gallon. Place 631 ml NaClO [or ~2⅔ cups] in a gallon jug and fill to capacity with water.

<sup>5</sup>“Burning”—darkening of bulb scales: little (<5 of 50), moderate (>5 but <25 of 50), heavy (>25 of 50)

### *Discussion*

Based on the results shown in the table, daffodil bulbs that had been dipped with 0.75% NaClO showed the highest percentage of healthy bulbs (96%) and lowest percentage of diseased bulbs (4%) after fifteen weeks of storage. Although “burning” of the bulb scales was moderate in the bulbs dipped with 0.75% NaClO, it probably will have little or no effect on growth and flowering of the bulbs the next spring.

For the experimental data to really be statistically reliable, each treatment of daffodil bulbs with NaClO should have been replicated a minimum of three times. Also, a parallel experiment with formaldehyde would have been desirable so that the effectiveness of NaClO as a post-lifting dip could be compared to the effectiveness of formaldehyde in reducing storage loss of bulbs to the basal rot fungus.

Unlike formaldehyde, disposal of the used NaClO is safe. It can be left standing in an open container until all the chlorine evaporates and then poured on the soil in the garden, or it can immediately poured out in the garden in area with bare soil so that no desirable plants would be effected. The only safety precautions that should be observed are the wearing of safety goggles and vinyl/rubber gloves when handling the bleach (6% NaClO) and dipping the bulbs. ❀



**OAKWOOD DAFFODILS**  
**2330 W. BERTRAND ROAD**  
**NILES, MI 49120**

**Phone: 269-684-3327**

**E-mail: oakwooddaff@hughes.net**

I am pleased to offer my **TWENTY-NINTH** annual listing of midwestern-bred, grown, and acclimated daffodils for both show and garden. Emphasis continues to be on those bulbs that have done well in our harsh southwestern Michigan climate.

Of special interest this year are many recently-registered seedlings of mine, some of which are advancements in their divisions. Also included for the first time are scarce varieties from the late Dave Sheppard,

David Bell, and Lindsay Dettman.

We will be sending our catalog to our regular customers either by e-mail or snail mail. Anyone that desires a copy, please let us know as soon as possible.

—John Reed, D.O.



# CHERRY CREEK DAFFODILS

FEATURING OUR OWN CREATIONS AND CHOICE EXHIBITION  
DAFFODILS FROM HYBRIDIZERS AROUND THE WORLD

[HTTP://WWW.CHERRYCREEKDAFFODILS.COM](http://www.cherrycreekdaffodils.com)

## Standard Daffodils



Fogbound



Ring of Fire  
3Y-YYR



V93-132-1  
Aimee Joy x Fine Romance

## Intermediate Daffodils



Sun Face (Bob Spotts)  
4Y-Y Intermediate



Quaker Maid




Cayenne

## Miniature Daffodils



Bee Jay  
6Y-Y



Yuletide  
10W-W



Smidgen

CHERRY CREEK DAFFODILS

21700 SW CHAPMAN ROAD, SHERWOOD, OREGON, 97140, USA  
STEPHEN J. VINISKY • E-MAIL: [STEVEV@CHERRYCREEKDAFFODILS.COM](mailto:STEVEV@CHERRYCREEKDAFFODILS.COM)  
PHONE/FAX (503) 625.3379

## *Changes and Challenges for Our Youth*

**Kate Orme Carney**  
Youth Chairman

This spring at the Convention and Board Meeting in Baltimore, MD there will be some changes in our ADS lineup. The former Youth Chairman, Becky Fox Matthews will become our next President of the society. I will be moving over to become the RVP of the Middle Atlantic Region.


Mary Malavase from Nantucket will become our next Youth Chairman. She could not be a more perfect choice as she is at the heart of one of the best youth movements in the USA. She has brought to fruition all the goals we could hope for our ADS Youth. We have seen the bar rise over these past few years as more youth take on the challenges of the show bench. There was a doubling of five stem entries and many have taken on the larger collections for major awards. The Youth are competing head to head with adults in the photography sections, too.

This brings me to my final plea and admonishment to those who with all good intentions put flowers in their shows for a youth who did not participate at all in its display. A short story as to why I feel the way I do. When I was six years old my mother and our neighboring farmer's wife took me to the local fair to check on the ribbons they might have won in the bake-off section. They brought me over to see a plate of biscuits that had received the first place ribbon in the Youth section and it had my name on it! Rather than being pleased and excited I was shocked and dismayed as I had not baked those biscuits at all. The fact that I remember this so many decades later is a testament to my repulsion at their unscrupulousness.

Without the challenge and work involved a ribbon has little meaning as with most goals in life. I understand that many of our shows are during the school week but that does not mean that should a youth want to enter their flowers they cannot pick from their own daffodil beds, groom and

fill out all paperwork demanded by the schedule for that show. People can enter other's flowers when so directed but they are THEIR flowers. What can a youth learn if a flower is just entered in their name? My biscuit baking was not improved and to this day is not as good as that of the farmer's wife.

It is not the winning that counts but what is behind the ribbon. If you want to really help our youth, teach them how to look at a flower and see its merits and flaws. Challenge them to higher goals in staging and that will mean so much more. Share your prize bulbs and knowledge and all will be copacetic. ❁



**South Mountain  
Flower Farm  
Offering Bulbs of  
Specialty Daffodils  
Mitch and Kate Carney**


**5906 Clevelandtown Road, Boonsboro, MD 21713  
Ph: 301 432 4728 e-mail: Mca1062357@aol.com**

*Narcissus*

EXTENSIVE LISTING OF  
VEGETATIVELY PROPAGATED BULBS

*Nancy R. Wilson*

CATALOG \$1  
6525 BRICELAND-THORN ROAD  
GARBERVILLE, CALIFORNIA 95542  
e-mail: [nwilson@asis.com](mailto:nwilson@asis.com)  
VISIT OUR WEBSITE: [www.asis.com/~nwilson/](http://www.asis.com/~nwilson/)



# Mitsch Daffodils

AMERICAN HYBRIDIZED and GROWN



'Phoenician' 2 W-W

**2012 Color catalog free to ADS members. New members please send request to address below.**

*Many acclimated award-winning cultivars from Jackson's Daffodils of Tasmania, Australia available.*

- Award-winning exhibition cultivars.
- Garden Flowers—unique and colorful.
- Newer intermediates.
- Species hybrids Divisions 5–9.
- Direct from hybridizer.  
A result of over 60 years of family hybridizing.
- Visa, MasterCard and Discover cards are accepted.



'American Dream' 1 Y-P

**RICHARD AND ELISE HAVENS**

*Hybridizer and Grower*

P. O. Box 218-ADS • Hubbard, OR 97032

Phone/Fax: 503-651-2742

email: [havensr@web-ster.com](mailto:havensr@web-ster.com)

web site: [www.web-ster.com/havensr/mitsch](http://www.web-ster.com/havensr/mitsch)

# *The Most Stunning Daffodil Garden Ever!*

**S**outhern Living magazine's February issue names Gibbs Gardens "The Most Stunning Daffodil Garden Ever!"

Come to Gibbs Gardens to see the true beauty of Spring. Stroll along paths meandering through "fields of gold" in a breathtaking display of spectacular daffodils.

Surround yourself with more than 50 varieties of daffodils in colors ranging from primrose-yellow to yellow, saffron, gold, orange, shades of yellow and orange, and blush pinks, creamy whites and white.

Refresh your sense of wonder amidst nature's own spring bouquet: daffodils, forsythia, quince and spirea canopied by hundreds of blossoming white dogwood and flowering cherry trees.

Gibbs Gardens' daffodil display – the largest in the country – blooms from March 1 through April 15.



**GIBBS GARDENS**  
SEASONS OF COLOR™



**Southern Living**

*Southern Living*  
magazine calls  
Gibbs Gardens  
"The Most Stunning  
Daffodil Garden Ever."

Gibbs Gardens' Seasons of Color is a feast for the senses all year long. Explore our 300-acre estate garden, graced by 220 acres of artistically landscaped gardens set in a majestic forest. Experience the largest Japanese Gardens in America. View the amazing Waterlily gardens graced by a replica of the Monet Bridge at Giverny. Wander through seven terraced gardens flowing 150 feet down from the Manor House.

An unforgettable garden experience awaits you less than an hour north of Atlanta.

**GIBBS GARDENS™**  
1998 Gibbs Drive, Ball Ground, GA 30107  
[www.gibbsgardens.com](http://www.gibbsgardens.com) • 770-893-1880

## *Beginning Hybridizing*

**Mitch Carney**  
Intermediates Chairman

When you first start becoming interested in daffodils, there are many things that are new. Each year new blooms open that you've never seen before. You bring them to the show bench and maybe even win a few ribbons. New friendships easily start with similar interests and enthusiasm to share. Eventually you get to know the hybridizers and that sparks the idea of advancing the daffodil.

Hybridizing is one of the great passions of daffodil growing and it is really not that hard. It's basically the process of applying the pollen from one flower to the stigma of another. You can use tweezers or hemostats or just your fingers to pinch off the filament below the anthers. Then simply rub the anther and all its pollen grains across the tip of the style (the tube which leads to the ovary). That is easy enough, but knowing when the pollen is in good condition is vital to a successful cross. The pollen should be dry, light and fluffy. It should be a clear yellow color and not be brown in color. If you touch the anther to your skin a good amount of pollen should stick. I first dab the pollen, usually with tweezers and sometime by hand. After I have made the cross I wrap Scotch tape around the stem below the flower. With a paint pen I write a number I assign to the cross. I then log that number listing the seed parent (always first) and the pollen parent (always second) and the number of times that same cross was made if multiple flowers are used in that particular cross.

There are many thoughts on when is the best time of day to hybridize. Probably mid day when the sun is shining, the winds are still and the bees are buzzing all around. Well, at least in my life, I am rarely home then. So I make my crosses when I can, usually in the evenings. You don't want to hybridize before a storm comes through, as the rain and the wind can

destroy the flowers and wash off the pollen. Windy hot days are the worst, not just for hybridizing but for the flowers in general.

The strategy of hybridizing varies with the person. Some people just cross “the prettiest” flower with “the nicest” one. Others may have a favorite, say pink cups, that they want to work with. At one time I was so frustrated with the lack of good show flowers we had for the early shows that I started crossing the few early flowers hoping to get something better for the future. My advice is to not worry too much about the long term goals but to just go out and make crosses. In the process the more you cross the more you learn and inevitably your flowers get better.

Now that you’ve made all these great crosses you must follow through and collect the seed. I start checking about four weeks after the first cross was made and just keep going down the list checking the next group for mature pods. The seeds are ready when the dried up bloom easily detaches from the seed pod. I pick the stem below the numbered tape and bring it inside. Divide the pods by number. If there are only a few I put them on a flat surface keeping a good distance between the groups. For a large picking one might use trays or saucers.

The seeds should be black, shiny and plump. I then put them in small coin envelopes and label with the cross number, the parents and the approximate number of seeds it contains. Sow the seeds as soon as you can while they are fresh. Waiting can cause your seedling daffodil to bloom years later.

So this is the first step in advancing the daffodil. There will be great expectations and some disappointments ahead, but once your flowers start blooming, every year will bring new joys and discoveries. Soon you will find yourself more interested in your seedlings than all those other flowers. 🌸

# [www.bramcotebulbs.com](http://www.bramcotebulbs.com)

New 2012 Catalogue Available March  
DEFRA Approved to Export



We have an extensive list of award winning exhibition daffodils Divisions 1-13 from world top hybridisers and are the exclusive suppliers of Clive Postles new releases. Our list also includes miniature hybrids and species daffodils plus specie and hybrid tulips and many other small bulbs.

Send 3 x 1st Class Stamps or US \$1.50 for our latest catalogue

Contact: Mrs Terry Braithwaite  
105 Derby Road, Bramcote  
Nottingham, NG9 3GZ  
Tele: +(44) 0115 9255498  
E-mail - [rogerbb@lineone.net](mailto:rogerbb@lineone.net)



## *Final Call for New Zealand 2012*

This is your last chance to commit to the 2012 World Daffodil convention tour. Don't miss this once-in-a-lifetime opportunity to experience "Down Under" daffodils, amazing scenery, and Kiwi hospitality all in one fabulous package!

In addition to the visits to the plantings of New Zealand daffodil growers throughout the country, as outlined in the article in the ADS December *Journal*, visits to some of New Zealand's major tourist attractions are included in the package.

- **Rotorua**—NZ's thermal wonderland. Bubbling mud pools, geysers and volcanic activity, a visit to Rainbow Springs, home to some of the largest rainbow trout you will ever see and to also view the Kiwi, NZ's famous flightless bird and Wingspan, Birds of Prey.
- **Waitomo Caves**—World-famous underground caverns with stalagmites and stalactites. A gentle boat ride on the underground stream takes you to view the glow worms.
- **Tarawhiti Museum**—Weta workshops (of *Lord of the Rings* fame, have helped develop this museum depicting the history of the Tarawhiti region in miniature and lifesize displays.
- In the South Island a visit to **Jade (NZ Greenstone)** and **Glassblowing** factories in Hokitika is planned before boarding the **Tranz Alpine train** to Christchurch (one of the world's most acclaimed rail journeys). In Oamaru the night parade of **Penguins at the Blue Penguin Colony** is also included.

*Registration forms for both the North Island National in Hamilton and the World Convention in Dunedin will be available in May. Hard copies will be mailed out with the Secretary's Newsletter as well as being posted on the NDSNZ Website—[www.daffodil.org.nz](http://www.daffodil.org.nz). Please note that the costs for the registrations are not included in the World Daffodil Convention Tour price. For regular updates on the World Convention programme please visit the website—[www.daffodil.org.nz](http://www.daffodil.org.nz).*

**Late-breaking news:** Leisure Time Tours now can provide a shortened tour commencing in Wellington and taking in the South Island component from the full itinerary.

**Contact Lesley Ramsay [plramsay@xtra.co.nz](mailto:plramsay@xtra.co.nz) for all tours.**

## *Do Your Homework for “Away” Shows*

**Chriss Rainey**  
Awards Chairman


Three important changes can be noted in the show schedules this year. Each has been mentioned in other places in the December Journal, but with show season just around the corner, let me remind you about them.

First, **every** collection of five standard flowers in a show, except for the Historic Section collection, is now eligible for the Purple Ribbon. Knowing this may very well affect where you decide to put your very *very* best blooms, if you plan to enter collections of five. And judges, be prepared to consider collections that have previously been out of bounds for this ribbon in the past.

Second, when entering a collection of nine miniatures, look for it this year in the schedule as the Delia Bankhead Ribbon class. (It used to be the Aqua Ribbon.) The new ribbon is pale blue.

Third, if you are lucky, you’ll be exhibiting in one of the many shows that has opted to add the new section to the schedule for Classic Daffodils. This will give you an opportunity to compete for one or more of the **four** new ADS ribbons, which sport the popular midcentury colors of gray, pink, turquoise, and black.

If you are attending a show you’ve never been to before, call for directions—GPS might not be enough. And if driving a long distance, check about possible cancellations. Things happen, especially bad weather. Ask for a schedule, in a timely fashion.

Plan ahead, prepare for the worst, hope for the best, travel safe, and don’t forget what Jaydee Ager always says: “Friends, this isn’t life or death, just a little flower.” 

**March 3–4, 2012, Livermore, California,** Alden Lane Nursery, 981 Alden Lane, Livermore, CA. Contact: Kirby Fong 790 Carmel Ave., Livermore, CA, 925-443-3888 *kfong@alumni.caltech.edu*

**March 10–11, 2012, Dallas, Texas,** Texas Daffodil Society, Dallas Arboretum 8617 Garland Rd, Dallas, TX. Contact: Mary Ann Moreland, 528 East Tripp Rd., Sunnyvale, TX 75182, 972-226-2787, *geray@aol.com*

**March 17, 2012, Atlanta, Georgia, Southeast Region Regional Show,** Georgia Daffodil Society, Chattahoochee Nature Center, 9135 Willeo Rd., Roswell, GA. 30075. Contact: Bonnie Campbell, 590 Sandy Creek Rd., Fayetteville, GA 30214, 770-461-7066, *shade007@bellsouth.net*

**March 17, 2012, Clinton, Mississippi,** Central Mississippi Daffodil Society, Alumni Hall Gymnasium, Mississippi College, Clinton, MS. Contact: Loyce McKenzie, 249 Ingleside Drive, Madison, MS 39110, 601-856-5462. *lmckdaffodils@aol.com*

**March 17–18, 2012, Amity, Oregon,** Oregon Daffodil Society, Amity Elementary School 302 Rice Lane, Amity, OR. Contact: Nancy Ellis, 16501 SE Fairview, Dayton, OR 97114-8620 503-868-7507 *ellis@onlinenw.com*

**March 17–18, 2012, Memphis, Tennessee,** The Mid-South Daffodil Society, Dixon Gallery and Gardens, Winegardner Auditorium, 4339 Park Avenue, Memphis, Tennessee 38117. Contact: Molly Hampton, 901-829-2598, *molhampton@aol.com*, or Buff Adams, 901-834-0479, *mredbirds@gmail.com*.

**March 17–18, 2012, Murphys, California,** Northern California Daffodil Society, Ironstone Vineyards, 1894 Six Mile Road, Murphys, CA. Contact: Bob Spotts, 409 Hazelnut Dr., Oakley, CA 94561, 925-625-5526, *robert\_spotts@comcast.net*

**March 24, 2012, Barco, North Carolina,** The Northeastern North Carolina Daffodil Society, NC Agriculture Cooperative Extension Facility 120 Community Way (at US Rt 158 & Avion Pkwy) Barco, NC. Contact: Clay Higgins, P.O. Box 369 Harbinger, NC 27941, 240-632-0002, or c.301-814-4206, *clayhiggins@centurylink.net*

**March 24, 2012, Knoxville, TN,** East Tennessee Daffodil Society, First United Methodist Church 804 Montvale Station Road, Maryville, TN. Contact: Lynn Ladd, 1701 Westcliff Dr., Maryville, TN 37803-6301, 865-984-6688, *lladd1701@bellsouth.net*

**March 24–25, 2012, Conway, Arkansas, Southern Regional Show,** Arkansas Daffodil Society's Fiftieth Annual State Show, Library of Faulkner County 1900 Tyler St., Conway, AR 72034. Contact: Char Roush, *cmroush@windstream.net* 870-942-7957

**March 24–25, 2012, Fortuna, California,** Fortuna Garden Club, Fortuna River Lodge Conference Center 1800 Riverwalk Dr., Fortuna, CA. Contact: Janean Guest 707-498-3241, [janean@shovelcreek.com](mailto:janean@shovelcreek.com)

**March 29–30, 2012, Gloucester, Virginia, Middle Atlantic Regional Show,** Garden Club of Gloucester hosting Garden Club of Virginia, Ware Academy, 7936 John Clayton Memorial Hwy, (Rt 14) Gloucester, VA. Contact: Petie Matheson, 804-693-4813, [rabbithill@cox.net](mailto:rabbithill@cox.net) or Betty Barr Ould, 804-693-3773

**March 31–April 1, 2012, Nashville, Tennessee,** Middle Tennessee Daffodil Society, Cheekwood Botanic Gardens 1200 Forrest Park Dr., Nashville, TN 37205. Contact: Ann McKinney, 5134 Remington Dr., Brentwood, TN 37027, 615-377-6848, [annmckinney1@aol.com](mailto:annmckinney1@aol.com)

**March 31–April 1, 2012, Albany, Oregon,** Oregon Daffodil Society, Heritage Mall 1895 East 14<sup>th</sup> St., SE Albany, OR 97321. Contact: Peggy Tigner, 27861 Pine View Rd., Brownsville, OR 97327, 541-466-3429, [tigner@centurytel.net](mailto:tigner@centurytel.net)

**April 7, 2012, Louisville, Kentucky,** Kentucky Daffodil and Bulb Society and Indiana Growers South, Mid-City Mall 1250 Bardstown Road, Louisville, Kentucky 40204. Contact: Pat Evans, [wj\\_evans@bellsouth.net](mailto:wj_evans@bellsouth.net) or [beth\\_evans@bellsouth.net](mailto:beth_evans@bellsouth.net)

**April 7, 2021, Princess Anne, Maryland,** Somerset County Garden Club, Teackle Mansion, Mansion St., Contact: Diane White, [rkibr@aol.com](mailto:rkibr@aol.com)

**April 7, 2012, Wichita, Kansas,** Wichita Daffodil Society, Sedgwick County Extension Education Center. W. 21<sup>st</sup> St. North at Ridge Road Wichita, KS. Contact: Margie Roehr, 594 North Broadmoor, Wichita, KS 67206, 316-682-3519, [horse\\_daffy@cox.net](mailto:horse_daffy@cox.net), or Ray Morrissette, 316-636-5562

**April 7–8, 2012, Richmond, Virginia,** Virginia Daffodil Society, Lewis Ginter Botanical Garden, Edu. Bldg., 1800 Lakeside Ave., Richmond, VA 23228. Contact: Diane Burgess 12428 Walnut Hill Dr. Rockville, VA 23146, 804-749-8218, [asburgessdiane@gmail.com](mailto:asburgessdiane@gmail.com)

**April 10, 2012, Upperville, Virginia,** Upperville Garden Club, Buchanan Hall 8649 John S. Mosby Hwy, Upperville, VA. Contact: Janna Leepson, 540-687-5192, [jannamleepson@aol.com](mailto:jannamleepson@aol.com)

**April 11–12, 2012, Indianapolis, Indiana,** Indiana Daffodil Society, Nature Center at Holiday Park, 6363 Spring Mill Road, Indianapolis, IN. 46260 Contact: Sara Kinne 8899 Baby Creek Rd., Bloomington, IN 47408 812-332-5603 [skinne@kiva.net](mailto:skinne@kiva.net) or Sue Lukes, [chemocurl@hotmail.com](mailto:chemocurl@hotmail.com)

**April 11–12, 2012, Severna Park, Maryland, Dist. II, Federated Garden Clubs of Maryland, Our Shepherd Lutheran Church, Severna Park, MD., 400 Benfield Road. Contact: Marie Coulter, 342 Prestonfield Lane, Severna Park, MD 21146-1512, 410-647-8971, [Frankandmarie@verizon.net](mailto:Frankandmarie@verizon.net)**

**April 14–15, 2012, Portland, Oregon, Pacific Region Regional Show, Oregon Daffodil Society and the Portland chapter of the American Rhododendron Soc., Crystal Springs Rhododendron Garden, SE Woodstock Blvd., and SE 28<sup>th</sup> Ave., Contact: Steve Vinisky, 21700 SW Chapman Road, Sherwood, OR 97140, 503-625-3379, [stevev@cherrycreekdaffodils.com](mailto:stevev@cherrycreekdaffodils.com)**

**April 14–15, 2012, Kennett Square, Pennsylvania, Northeast Region Regional Show, Delaware Valley Daffodil Society Longwood Gardens, 1001 Longwood Road, Kennett Square, PA 19348. Contact: Jocelyn Thayer, 535 Woodhaven Rd., West Chester, PA 19382, 610-399-0903, [j.thayer179@verizon.net](mailto:j.thayer179@verizon.net)**

**April 14–15, 2012, Cincinnati, Ohio, Southwestern Ohio Daffodil Society, Cincinnati Zoo and Botanical Garden 3400 Vine St., Cincinnati, OH 45220, Tree Tops Room. Contact: Linda Wallpe, 1940 Gregory Lane, Cincinnati, OH 45206, 513-221-4140, [lwallpe@gmail.com](mailto:lwallpe@gmail.com)**

**April 14–15, 2012, Columbus, Ohio, Midwest Region Regional Show, Central Ohio Daffodil Society, Franklin Park Conservatory, 1777 East Broad St., Columbus, OH. Contact: Phyllis Hess, 3670 East Powell Rd., Lewis Center, OH 43035-9530, 614-882-5720, [dafflyphyll@hotmail.com](mailto:dafflyphyll@hotmail.com)**

**April 14–15, 2012 St. Louis, Missouri, Greater St. Louis Daffodil Society, Missouri Botanical Garden, 4344 Shaw Blvd., St. Louis, MO 63110, Contact: Gary Knehans, [garykipw@yahoo.com](mailto:garykipw@yahoo.com), or Lynn Slackman, [dslackman@aol.com](mailto:dslackman@aol.com)**

**April 14–15, 2012, Wheaton, Maryland, Washington Daffodil Society, Brookside Gardens, 1800 Glenallan Ave., Wheaton, MD 20902. Contact: Carol Kennedy, 9516 Mt. Vernon Landing, Alexandria, VA 22309, 703-780-7779, [cekart@hotmail.com](mailto:cekart@hotmail.com)**

**April 20–21, 2012, Towson, Maryland, ADS National Show, Maryland Daffodil Society, Sheraton Baltimore North Hotel, 903 Dulaney Valley Road, Towson, MD 21204. Contact: Joan Bender, 410-744-8639, [joanbender@comcast.net](mailto:joanbender@comcast.net), or Nicki Schwab, 410-437-6979, [mako261mom@aol.com](mailto:mako261mom@aol.com)**

**April 21–22, 2012, Youngstown, OH, Fellows Riverside Gardens Daffodil Show, Fellows Riverside Gardens, Mill Creek MetroParks 123 McKinley Ave., Youngstown, OH 44509. Contact: Norma Roden, 330-740-7116 x 206, [norma@millcreekmetroparks.org](mailto:norma@millcreekmetroparks.org)**

**April 24, 2012, Rye, New York**, Little Garden Club of Rye, The Osborn Retirement Community 101 Theall Road, Rye, NY. Contact: Robin Russell, Two Flagler Drive, Rye, NY 10580, 914-967-8044, *rdhr@mindspring.com*

**April 25–26 2012, Greenwich, Connecticut**, Greenwich Daffodil Society, Christ Church, 254 East Putnam Ave., Greenwich, CT, Contact: Susan Schieffelin, 42 Bruce Park Dr., Greenwich, CT, 203-861-4130, *sustps@aol.com*

**April 27–28, 2012, Morristown, New Jersey**, New Jersey Daffodil Society, Frelinghuysen Arboretum, 53 East Hanover Ave., Morristown, NJ. Ray Rogers, 503 Lee Avenue, North Brunswick, NJ 08902, 732-249-9282, *rayro@optonline.net*

**April 28–29, 2012, Chambersburg, PA**, Chambersburg Garden Club and Tuscarora Daffodil Group, First Lutheran Church 43 West Washington St., Chambersburg, PA 17201. Contact: Richard Ezell, 334 Baltimore St., Gettysburg, PA 17325, 717-334-2304, *brownezell@earthlink.net* or Mitch Carney 301-432-4728, *mca1062357@aol.com*

**April 28–29, 2012, Glencoe, Illinois**, Midwest Daffodil Society, Chicago Botanic Garden 1000 Lake Cook Road, Glencoe, Illinois 60022. Contact: George Dorner, 20753 Buffalo Run, Kildeer, Illinois 60047, 847-438-5309, *george@dorners.net*

**April 28–29, 2012, Nantucket, Massachusetts**, Nantucket Garden Club, Bartlett's Ocean View Farm, 33 Bartlett Farm Road, Nantucket, MA 02554 Contact: Heidi Drew, 508-325-2121, *Heidi@nantucketrealestate.com*

**April 28–29, 2012, Washington, Pennsylvania**, Western Pennsylvania Daffodil Growers South and Daffodil and Hosta Society of Western PA, Joe Hamm's Barn, 99 Maple Road, Buffalo Village, Washington, PA 15301, Contact: Joe Hamm, 724-345-3762, *joehamm1@juno.com* or Stephen Plato 415 Canterbury trail, Cranberry PA 16066 412-478-7865, *Stephenplato@gmail.com*

**May 5–6, 2012, West Boylston, Massachusetts**, Seven States Daffodil Society, Tower Hill, West Boylston, MA, Contact: Nancy Mott 38 Perkins Rd., Greenwich, CT 06830, 203-661-6142, *grancymott@aol.com* or Mary Ann Streeter, 978-468-2262, *mastreeter@verizon.net*

**May 5–6, 2012, Minneapolis, MN, Central Region Regional Show**, Daffodil Society of Minnesota, Bachman's Heritage Room 6010 Lyndale Ave. South, Minneapolis, MN 55419, Contact: Mike Berrigan, 651-779-6372, *mrberriagan@mmm.com*

*New Members Joining ADS in December  
and January—alphabetized by states*

**Sherri Berglund**, 2578 County Road 1, Willows, CA 95988,  
*rsericea@yahoo.com*

**Craig and Heather Scott**, 677 Kincaid St., Highland Park , IL,  
*Heathersteenscott@me.com*

**Debbie Barnes**, 895 Sidwell Lane, Lexington, KY 40515,  
*debbiebarnesflowers@yahoo.com*

**Steve Morrison**, 13816 Vintage Lane, Silver Springs, MD 20906-2240,  
20906-2240, *N3yib@yahoo.com*

**Bartlett's Farm**, 33 Bartlett Farm Road, Nantucket, MA 02554,  
*liz@bartlettsfarm.com*

**Heidi Drew**, 73 Milk St., Nantucket, MA 02554,  
*Heidi@nantucketrealestate.com*

**Living Gardens**, attn. Gregory Williams, PO BX 32, Marlborough NH  
03455, *customerservice@livinggardens.com*

**Dr. John Raymond Stanks**, 5195 North Park Dr, APT S-02,  
Pennsauken-on-the-Commune, NJ 08109, *heivokatsoobs@gmail.com*

**Tracey Blackwelder**, 6751 Rosecrest Ave., Cincinnati, OH 45243,  
*Tracey.blackwelder@gmail.com*

**Jon and Dottie Kerr**, 8289 Dustin Rd., Galena, OH 43021,  
*kerrdo@hotmail.com*

**St. Clare Convention/Franciscan Sisters of the Poor**, Rose Aleman,  
Director, Centennial Barn, 60 Compton Rd, Cincinnati. OH 45215

**Otto Grupp, III**, 108 West Gillam Ave., Langhorne, PA 19047,  
*ohgeell@aol.com*

**Richard Koster**, 8480 N 87<sup>th</sup> St., Milwaukee, WI 53224,  
*rstsokr@msn.com*

**Debbie Watson**, 142 Country Place, Cordova, TN 38018,  
*dwatson@mlgw.org*

**International Member:**

**Dr. Ronald A. Javitch**, PO BX 67-Station H, Montreal, Quebec, H3G  
2K5, CANADA

## *....from the Editor's Worktable*

March and April are “high season” for the daffodil—in our fields, at our shows, and for our local societies. This is the time when we can showcase our flowers, and those of others, and attract most of the attention we’ll get all year.


The local societies, probably thirty or so, are the bedrock of the ADS. And for each local society, there’s a membership roster, which includes a much smaller “core” group of those who will always be there, whenever there’s something going on.

We need to attract people to our shows, where newcomers can see great daffodils beyond their imagination, and be inspired to join our group and perhaps ADS. But we also need, each person in the “core” group, to commit to recruiting just one more person every year to be as involved as we are. Imagine doubling that faithful number, in a year or two!

It’s fashionable in some circles to criticize a competitive show emphasis, but we must not deny the attraction of winning ribbons. It’s human nature. However, many in most core groups have other interests, too. This is where each of us should focus.

If you are captivated by daffodil rescue, invite a new show visitor to come along with you, right away. If you prefer making floral arrangements, and someone is watching you work, ask them to help. If someone is interested in your Rose Ribbon winner, find a way to explain hybridizing very simply.

If ADS conventions and regional shows are your great pleasure, ask a newcomer to go with you to a show next weekend. If daffodil photography is your specialty, and someone you don’t know yet is holding a point-and-shoot, invite them to use your photo set-up. And if you’d really rather be working in your own garden, take some out-of-town judges home with you, and ask a first time show visitor to “come over when you’re through looking at the show.”


Of course this means you have to notice, to listen, to look up from entry tags and checklists. Find out who these first timers really want to be, under the daffodil umbrella. 

*Loyce McKenzie*



# Brent and Becky's Bulbs' Award Winning Line Up

More Wister and Pannill Winners than any other source! \*




For a FREE CATALOGUE or to ORDER ONLINE:

[www.brentandbeckysbulbs.com](http://www.brentandbeckysbulbs.com)

PLEASE SPECIFY THAT YOU ARE AN A.D.S. MEMBER

7900 Daffodil Lane - Gloucester, VA 23061 - Toll Free 877-661-2852

\* So we are told...!



# ***JUDGES FORUM***

***Carolyn Hawkins***  
ADS Judging Schools Chairman

***Julie Minch***  
ADS Credentials Chairman

The results are in on the 90+ rule for judging collections and the success rate was what we hoped for. Several Student Judges either won a blue ribbon or had 90+ indicated on their entry card. This will help them fulfill the collection requirement **BUT MORE IMPORTANT:** They entered a collection where in the past they may have never entered a collection but for this specific requirement.

### ***Newly Accredited Daffodil Judges:***

**Patti Brown**, 6540 Dartbrook, Dallas, TX 75254 972-991-6781  
pattib@swbell.net

**Darrin Ellis-May**, 2155 Country Ridge Road, Alpharetta, GA 30004  
770-609-8010 darrindaffs@gmail.com

**Ann Maury**, 22 Meadow View Drive, Nantucket, MA 02554  
508-228-4358 annmaury@comcast.net

Local Judges chairmen may request a list of judges from Julie Minch, ADS Credential Chairman. The document contains a full list of all judges, a list of students only and then lists by each region. The list is in a spreadsheet format and can be emailed or snail mailed to you. Not only can this be used to help with contacting people to judge your show

but it's a great way to see if judges in your area need a refresher. To obtain your copy today please email or call Julie at Julesmin@gmail.com or 410-828-0703.

Please invite Student Judges to work in your shows—this experience is required and your help will be appreciated. Students need as much judging as they can get to become the best judges they can be. The minimum required is three to become accredited—but we all know that is not enough.

**ALL JUDGES MUST HAVE THEIR ADS DUES CURRENT—check your address label on *The Daffodil Journal* for your expiration date.**

***Daffodil Judging Schools Scheduled for 2012:***

**School I**, Dallas Arboretum & Botanical Garden, **Dallas, TX, March 10–11, 2012**. Contact: Mary Ann Moreland, 528 E. Tripp Road, Sunnyvale, TX 75182-9547. 972-226-2787 geray@aol.com

**School II, March 23, 2012**, Currituck County Agriculture Extension Center, 120 Community Way, U.S. Rte 158 & Aviation Parkway, **Barco, NC 27917**. Contact Clay Higgins 240-632-0002. ClayHiggins@centurylink.net

**School III**, Franklin Park Conservatory, 1777 E. Broad St., **Columbus, OH 43205** with ID ready **April 14 & School on April 15, 2012**. Contact Daniel Bellinger, 341 Akron Road, Wadsworth, OH 44281. Phone: 330-608-4882 (cell) cuyahoga@neo.rr.com. **NOTE: Date correction**

**School III, Towson, MD (at ADS Convention), April 19, 2012**. Contact: Carolyn Hawkins, **1360 Creek Vista Dr., Cumming, GA 30041** 770-855-4248 carolyn9999@com.cast.net. **NOTE: New mailing address**

# RINGHADDY DAFFODILS

www.ringhaddy-daffodils.com

info@ringhaddy-daffodils.com

Tel: +44 (0)28 9754 1007

## 2012

EC passport Number: UK/NI 3909. EC Quality



Sheskin 2W-P  
116mm



Little Alice 4Y-O  
Intermediate 64mm



RHS Gold medal for  
Daffodils



ADS Gold Certificate of Merit



The Innovation Gold Medal

Please send \$5.00 for catalogue, redeemable against order

RINGHADDY ROAD, KILLINCHY, CO. DOWN, BT23 6TU, N. IRELAND



**'Banker'**

2 Y-O



**'Tao'**

3 Y-O

Visit us at

[www.jacksonsdaffodils.com.au](http://www.jacksonsdaffodils.com.au)

*Colour catalogues and bulbs  
are available from*

**Jackson's Daffodils**

PO Box 77

Geeveston, Tas 7116

Australia

*Acclimated bulbs are  
available from:*

**Mitsch Daffodils**

PO Box 218-ADS

Hubbard, OR 97032

## R.A. Scamp *Quality Daffodils*



For a colour illustrated catalogue of our Modern, Classic, and Historical Daffodils, including many Miniature and species, please send \$5 to:

**R.A. Scamp, 14 Roscarrack Close, Falmouth, Cornwall TR11 4PJ**  
**Tel/Fax: 01326 317959**  
**Email: [rascamp@daffodils.uk.com](mailto:rascamp@daffodils.uk.com)**



### ***Oakland Cemetery***

Above: 1894

Right: 2012

*[Article on page 185]*

## E-Media Programs

Searchable PDF format on CD unless indicated otherwise. Each CD or DVD costs \$10, with the exception of *The Daffodil Journal* 1964–2004 DVD which is \$40. DVDs are data DVDs unless otherwise noted.

Available from the Executive Director, or [stores.daffodilusastore.org/StoreFront.bok](http://stores.daffodilusastore.org/StoreFront.bok)

More information about each program at [stores.daffodilusastore.org/StoreFront.bok](http://stores.daffodilusastore.org/StoreFront.bok)

Presentations marked with † may be downloaded at no charge from the ADS web server at [www.daffodilusa.org/references/references.html](http://www.daffodilusa.org/references/references.html).

### PRESENTATIONS FOR AUDIENCES

†**Let's Grow Daffodils!, The Movie, 2011**

†**Let's Grow Daffodils!, 2002, CD**

†**Daffodils in the Landscape, 2005, Bankhead**

†**Miniature Daffodils, 2005, Bankhead**

†**New Developments in Miniature Breeding Around the World, 2008, Bankhead**

†**Outstanding Modern American-Bred Daffodils, 2005, Bankhead**

†**Show Winners 2009**

†**Show Winners 2010**

†**Show Winners 2011**

†**World Daffodil Tour, 2008, Fong**

†**Exhibiting and Judging Historic Daffodils, 2010, ADS Historics Committee**

**Judging Intermediates, 2010, Spotts, video DVD**

### NEWER REFERENCES FOR INDIVIDUAL STUDY

**Historic Daffodils, 2007, reference collection of photographs**

†**Intermediate Daffodils, 2006, reference collection of photographs**

†**Miniature Daffodil Cultivars, 2006, a reference collection of photos**

†**More Than You Ever Wanted to Know About Daffodils, 2006, Hess, a large compendium of daffodil information**

**Division 10 and the Warm Climate Revolution, 2008, Trevanion, mostly Trevanion seedlings**

**Miniatures Downunder, 2008, Trevanion, mostly Trevanion seedlings.**

**Prevention and Management of Daffodil Diseases, 2007, Chastagner, slides from a 2007 talk**

### 1955–1964 DIGITIZED ARCHIVAL MATERIAL FOR INDIVIDUAL STUDY

**American Daffodil Society Yearbooks, 1956, 1957–58, 1959, 1960, 1961, 1962, 1963, 1964, and Washington Daffodil Society Yearbook 1955, DVD**

**American Horticultural Society Yearbooks 1935, 1936, 1937, and 1938**

**Archival ADS Library—George Lee's Notebooks and Barbara Fry's notes on Tazettas, DVD**

***The Daffodil Journal* 1964–2004, DVD [\$40]**

***The Daffodil Journal* 2004–2008, DVD**

**Historic Daffodil Catalogs, archival information, DVD**

**Hybridizing & Health, archival selections from the ADS Library**

**Oregon Bulb Farms, archival information**

**Narcissus Taxonomy, Botany, and Monographs, Oh My! Archival Information, DVD**

**Species and Travel, archival information**

***The Daffodil Bulletin***

## Publications ~ Services ~ Supplies

*Available from the ADS Office of the Executive Director*

*Please allow a minimum of three weeks for orders to be processed and sent to you.*

ADS History: The First Fifty Years .....	\$10.00 (10 or more, \$9.00 each)
Miniature Daffodil Cultivars—A Guide to Identification, Illustrated in Color.	\$20.00
Handbook for Growing, Exhibiting and Judging Daffodils (without binder).....	\$8.50
Handbook with binder .....	\$20.50
Journal Binder .....	\$12.00
Daffodil Data Bank* .....	\$45.00
<i>*Limited seasonal availability—current version available only Dec–Apr by advance order</i>	
Miniature List .....	found on ADS website
List of Judges.....	request from: <a href="mailto:julesmin@gmail.com">julesmin@gmail.com</a>
Daffodils for North American Gardens*, Heath (new edition, signed by authors)	\$12.00
<i>*Additional USPS library/media rate postage of \$5.50 necessary</i>	
Daffodils in Florida: A Field Guide to the Coastal South*, Van Beck.....	\$24.00
<i>*Additional USPS library/media rate postage of \$5.50 necessary</i>	
Daffodil Pests and Diseases, Snazelle.....	\$5.00
Daffodil Culture (1996) Merrill .....	\$7.95
Show entry cards—standard or miniature (specify size)... 500 for \$30.00 or 1000 for \$50.00	
Daffodils to Show and Grow 2011 .....	\$12
RHS Yearbook 2011 (Limited availability).....	\$24

**Georgia residents add 7% sales tax**

Unless otherwise shown above, prices include postage in USA. Make checks payable to American Daffodil Society, Inc. and mail to address below. Most items above can also be ordered at the ADS webstore: [www.daffodilusastore.org](http://www.daffodilusastore.org). Communication is invited concerning out-of-print publications on daffodils. Copies of these are sometimes available, or names will be placed on a want list.

**American Daffodil Society:** Jaydee Ager, P.O. Box 522 Hawkinsville, GA 31036-0522,  
478-783-2153, [jaydeeaager@gmail.com](mailto:jaydeeaager@gmail.com)

**ADS Homepage:** [www.daffodilusa.org](http://www.daffodilusa.org) • **ADS Web Store:** [www.daffodilusastore.org](http://www.daffodilusastore.org)

**ADS Daffodil Database:** [www.DaffSeek.org](http://www.DaffSeek.org)

**PLEASE CHECK THE BACK COVER OF THIS JOURNAL FOR YOUR DUES PAID-THRU DATE—AND RENEW YOUR DUES RIGHT AWAY IF YOU ARE PAST DUE.**

We don't want you to miss a single issue of this award-winning *Journal!* Contact us if you have questions. We no longer send individual dues notices in order to save money so that we can keep dues as low as possible. We want to convert everyone to pay dues on July 1<sup>st</sup>, so please align with that payment date by figuring that each *Journal* has a value of \$5.00 and pro-rate as necessary.

*The Daffodil Journal*  
ISSN 0011 5290  
P.O. Box 522  
Hawkinsville, GA 31036-0522  
Address Service Requested

Periodicals postage  
paid at Hawkinsville, GA  
and additional mailing office

