

Genus *Panopeus* H. Milne Edwards, 1834

Key to species

[Based on Rathbun, 1930, and Williams, 1983]

1. Dark color of immovable finger continued more or less on palm, especially in males. 2
 Dark color of immovable finger not continued on palm..... 7
2. (1) Outer edge of fourth lateral tooth longitudinal or nearly so..... *P. americanus*
 Outer edge of fourth lateral tooth arcuate..... 3
3. (2) Edge of front thick, beveled, and with transverse groove..... *P. bermudensis*
 Edge of front if thick not transversely grooved..... 4
4. (3) Major chela with cusps of teeth on immovable finger not reaching above imaginary straight line drawn between tip and angle at juncture of finger with anterior margin of palm (= length immovable finger) 5
 Major chela with cusps of teeth near midlength of immovable finger reaching above imaginary straight line drawn between tip and angle at juncture of finger with anterior margin of palm (= length immovable finger) 6
5. (4) Coalesced anterolateral teeth 1-2 separated by shallow rounded notch, 2 broader than but not so prominent as 1; 4 curved forward as much as 3; 5 much smaller than 4, acute and hooked forward; palm with distance between crest at base of movable finger and tip of cusp lateral to base of dactylus 0.7 or less length of immovable finger *P. herbstii*
 Coalesced anterolateral teeth 1-2 separated by deep rounded notch, adjacent slopes of 1 and 2 about equal, 2 nearly as prominent as 1; 4 not curved forward as much as 3; 5 much smaller than 4, usually projecting straight anterolaterally, sometimes slightly hooked; distance between crest of palm and tip of cusp lateral to base of movable finger 0.8 or more length of immovable finger *P. simpsoni*
6. (4) Major chela with cusps of teeth in "molar area" of immovable finger very broad, often coalesced and worn, their external faces often flared or bowed outward *P. lacustris*
 Major chela with cusps of teeth in "molar area" of immovable finger somewhat enlarged but separated from each other, in line with axis of finger, not bowed outward *P. obesus*
7. (1) Carapace and chelipeds rough and hairy; outer surface of palm with longitudinal ridges *P. rugosus*
 Carapace and chelipeds not noticeably hairy; outer surface of palm without three longitudinal ridges 8

8. (7) Carapace rough with upstanding bead granules; first and second lateral teeth similar, acute and widely separated *P. harttii*
- Carapace nearly smooth; granules of carapace depressed; third to fifth lateral teeth less prominent and nearer together *P. occidentalis*

Genus *Paraliomera* Rathbun, 1930

Key to species
[Adapted from Rathbun, 1930]

- Gastric region plainly but not deeply delimited; transverse fringe of hair on front; major palm thrice as wide as long slender minor palm *P. longimana*
- Carapace almost smooth, shining, very small; major palm twice as wide as minor palm *P. dispar*

Genus *Pilumnus* Leach, 1815

Key to species
[Adapted from Rathbun, 1930]

1. Margins of frontal lobes distinctly oblique and concave, some times nearly straight (marginal spines long; three at inner end of orbit curving over eyestalk; subhepatic region covered with sharp granules) *P. spinosissimus*
- Margins of frontal lobes more or less convex..... 2
2. (1) Anterolateral spines or teeth five including outer orbital one (carapace convex; front granulate; upper margin of orbit spined, walking legs spinulous) *P. longleyi*
- Anterolateral spines or teeth four, or occasionally three, including outer orbital one.. 3
3. (2) Walking legs very long and slender, longest one twice as long as carapace (frontal lobes arcuate, fine denticulate) *P. marshi*
- Walking legs of moderate length, less than twice as long as carapace..... 4
4. (3) Palms naked..... *P. nudimanus*
- Palms hairy or partly hairy..... 5

5. (4) Major palm with outer surface rough all over or nearly so (hairy covering short; long tubular hairs interspersed, numerous on legs and chelipeds giving them a ragged appearance; red bead tubercles showing on carapace, chelipeds, and legs) *P. gemmatus*
 6
 Major palm partly smooth and bare on outer surface..... 6
6. (5) Hair on carapace not covering whole carapace or not forming coat thick enough to conceal surface beneath 7
 Hair covering whole carapace and forming thick coat concealing surface beneath... 9
7. (6) Two or more superhepatic spines; all long spines black or dark colored *P. sayi*
 No superhepatic spines..... 8
8. (7) Major palm smooth on larger part of outer surface..... *P. dasypodus*
 Major palm rough on larger part of outer surface (front lobes shallow; margins of carapace long spined) *P. caribaeus*
9. (6) Chelipeds spinous above; transverse row of long hairs across front. *P. floridanus*
 Chelipeds not spinous above; carapace tuberculate..... 10
10. (9) Felt-like covering of carapace forming well defined areoles, deeply separated from one another; half or less than half of outer surface of major palm bare and smooth ...
 *P. holosericus*
 Felt-like covering of carapace not forming well defined, deeply separated areolets. 11
11. (10) Anterior half of carapace and upper surface of chelipeds dotted with bead-like tubercles; upper margin of orbit furnished with truncate spines *P. pannosus*
 Tubercles of carapace not numerous or prominent; upper margin of orbit not spinous *P. lacteus*

Genus *Pseudomeda* Guinot, 1968

Key to species
[Adapted from Williams, 1984]

Median frontal notch V-shaped, usually narrow; margins of anterolateral teeth either spinous or with beadlike granules; carpi of chelipeds with strong internal spine, sometimes double *P. agassizii*

Median frontal notch U-shaped; margins of anterolateral teeth almost always smooth (rarely granulated); carpi of chelipeds with stout internal double spine *P. distinctus*

Genus *Tetraxanthus* Rathbun, 1898

Key to species

Lateral projections of carapace shallow, not prominent; carpi and chelae of chelipeds smooth with single lobe on inner margin of carpus *T. rathbunae*

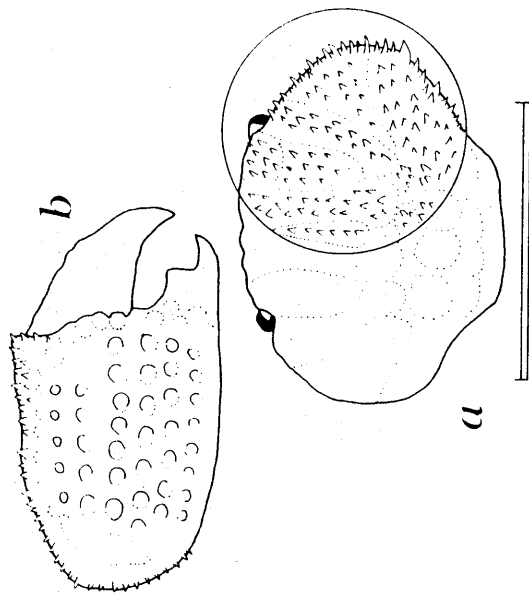
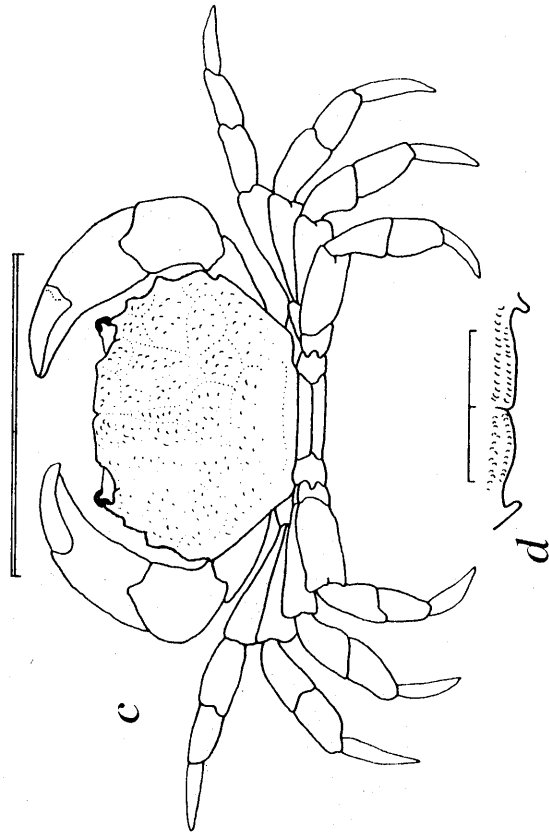
Third and fourth lateral teeth prominent; carpus and proximal portion of outer surface of palm distinctly rugose and having second, smaller tooth below and behind prominent inner carpal tooth *T. bidentatus*

Actaea acantha

- a. carapace, dorsal view
 - b. right chela, external view
- (after Rathbun, 1930)

Actaea bifrons

- male:
- c. dorsal view
 - d. front, dorsal view
- (after Rathbun, 1930)



Eurypanopeus abbreviatus

male:

- a. dorsal view
- b. right chela, external view

(after Williams, 1984)

Eurypanopeus turgidus

- c. carapace, dorsal view
- d. fingers of right chela, external view
- e. fingers of left chela, external view

(from Abele's personal drawings)

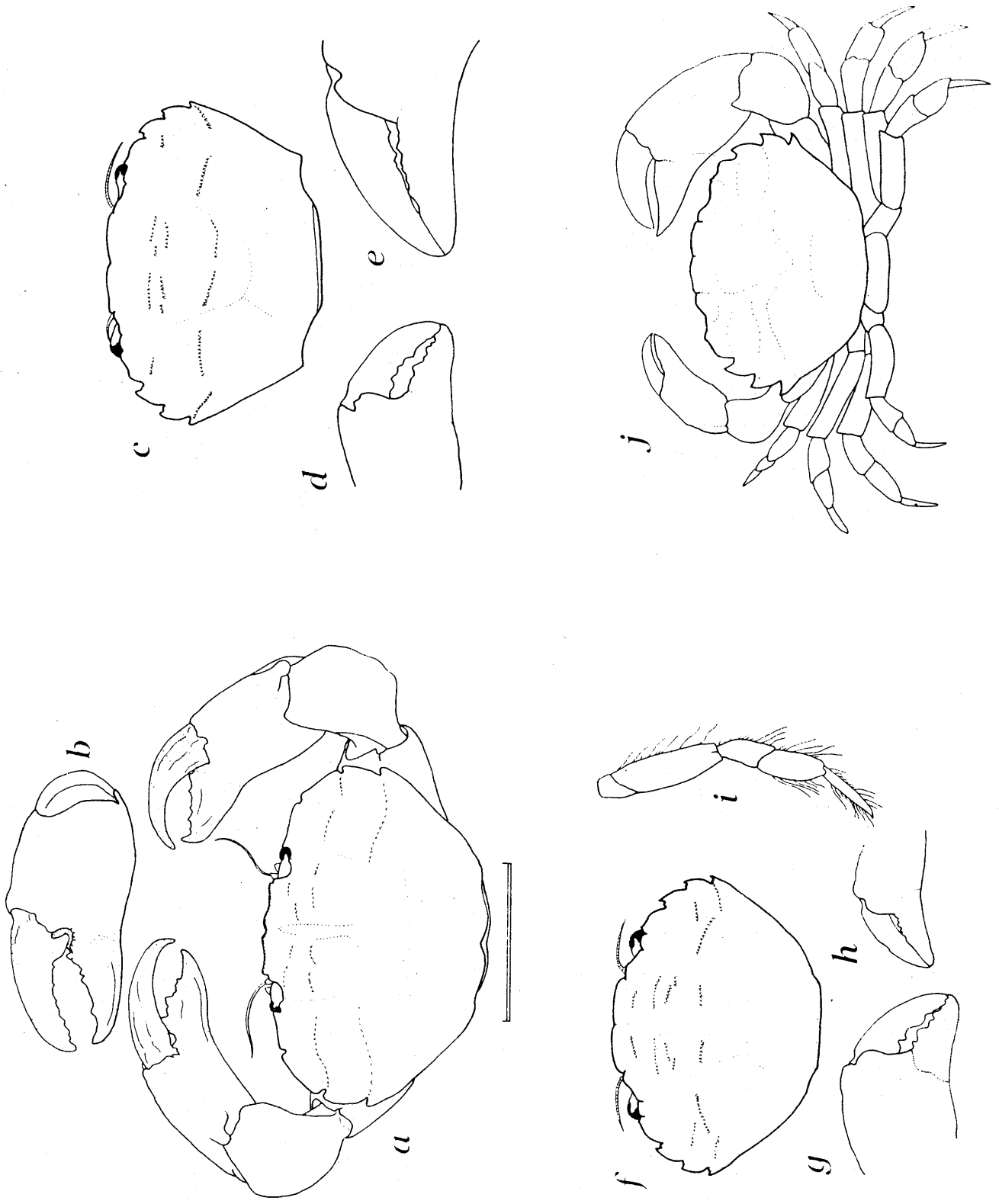
Eurypanopeus depressus

- f. carapace, dorsal view
- g. fingers of right chela, external view
- h. fingers of left chela, external view
- i. walking leg

(from Abele's personal drawings)

Eurypanopeus dissimilis

- j. dorsal view (male)
- (after Rathbun, 1930)



Hexapanopeus caribbaeus

male:

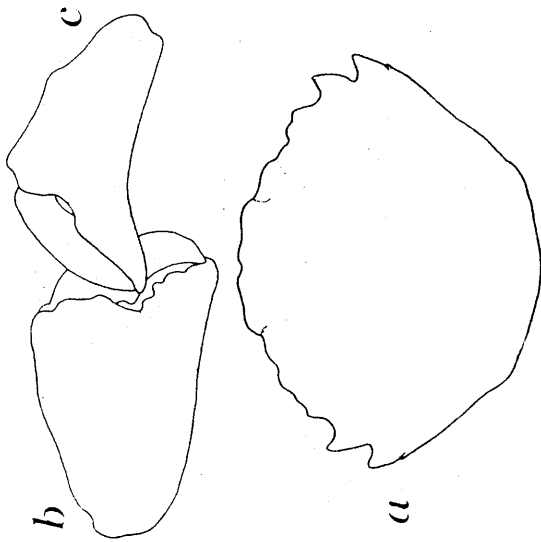
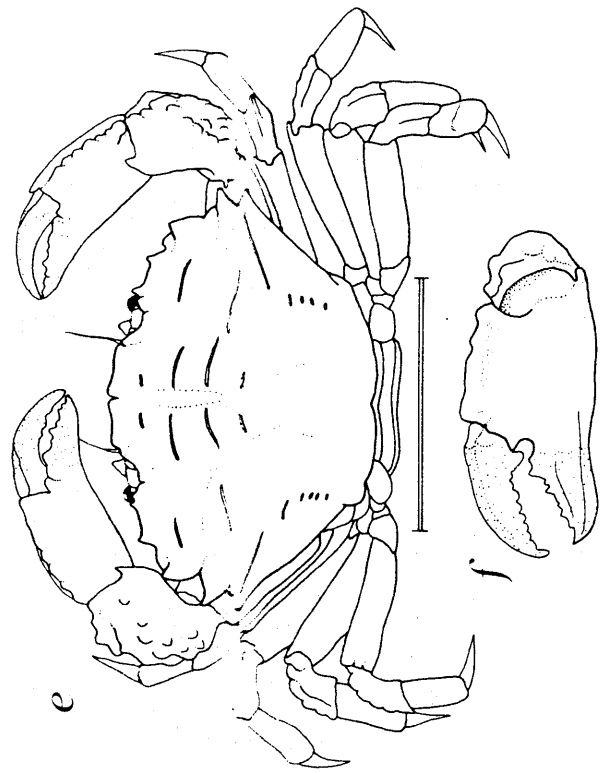
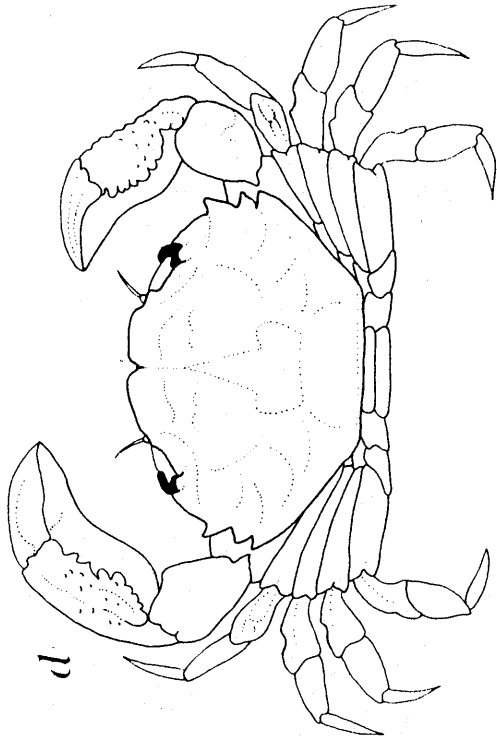
- a. carapace, dorsal view
 - b. right chela, external view
 - c. left chela, external view
- (after Rathbun, 1930)

Hexapanopeus lobipes

- d. dorsal view (male)
- (after Rathbun, 1930)

Hexapanopeus paulensis

- e. dorsal view
 - f. major chela, external view
- (after Williams, 1965a)



Hexapanopeus angustifrons

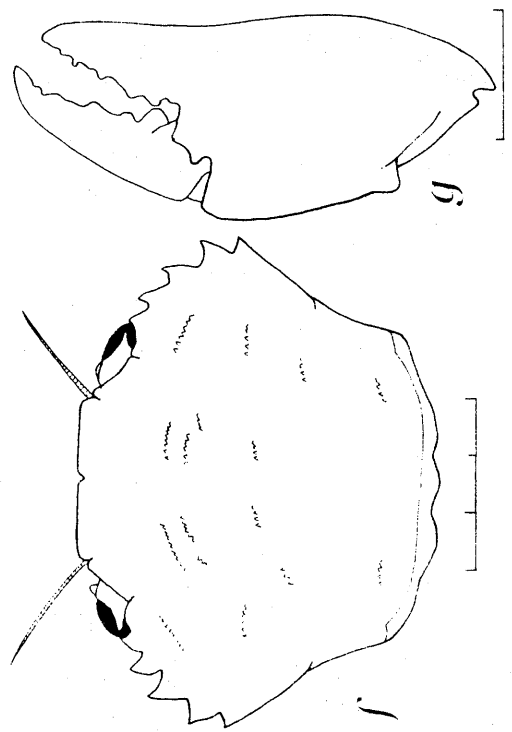
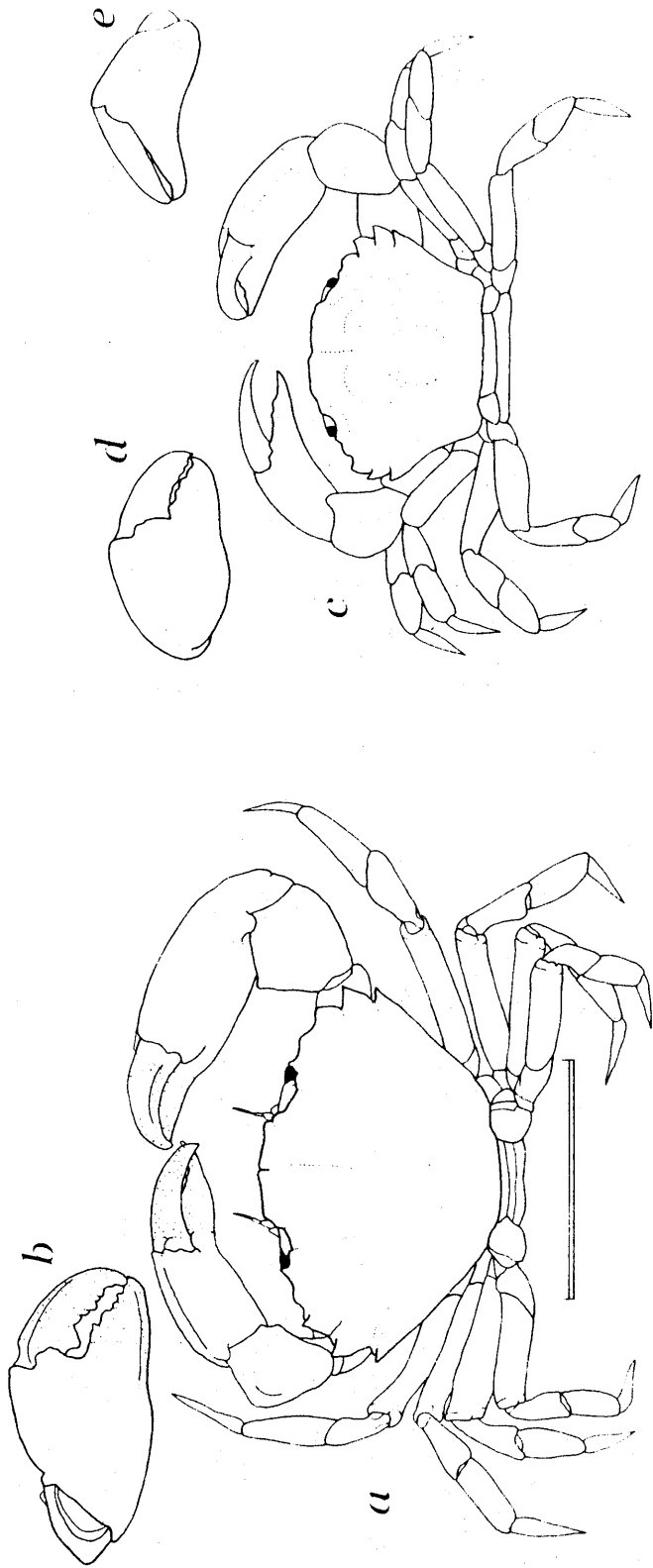
- a. dorsal view
- b. major chela, external view
(after Williams, 1965a)

Hexapanopeus hemphillii

- male:
- c. dorsal view
- d. right chela, external view
- e. left chela, external view
(after Rathbun, 1930)

Hexapanopeus quinquentatus

- f. carapace, dorsal view (female)
- g. right chela, external view (male)
(after Rathbun, 1930)

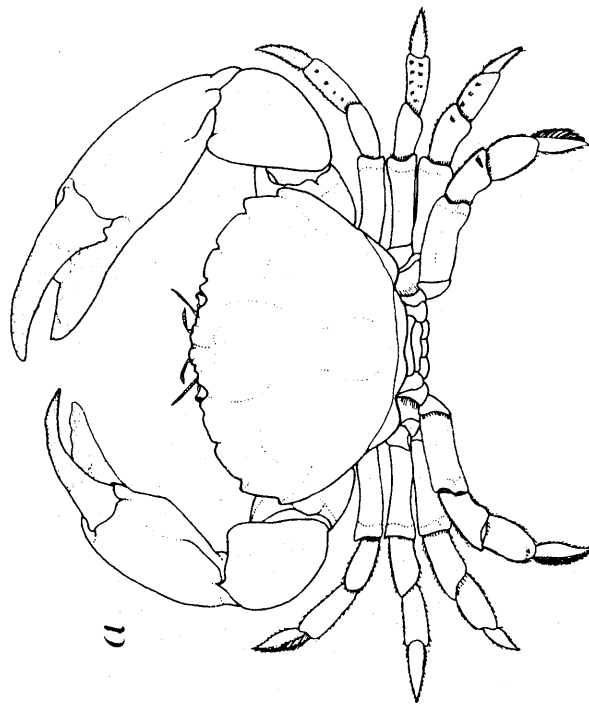
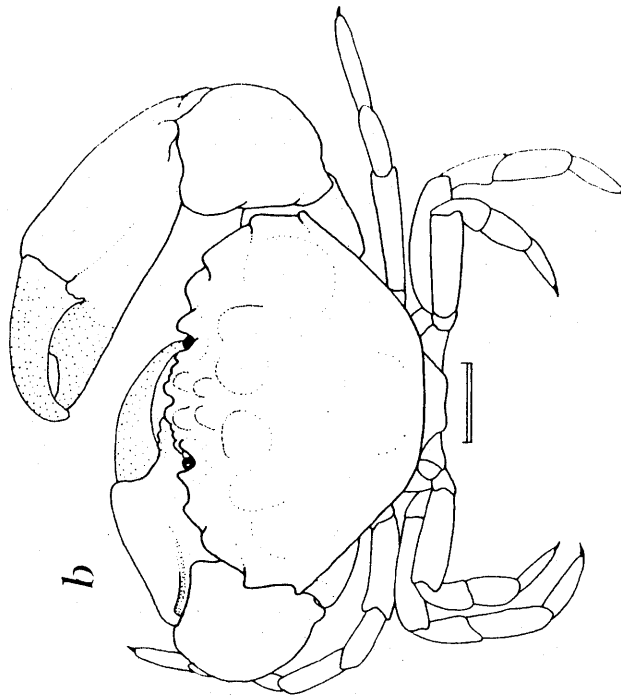


Menippe mercenaria

- a. dorsal view (male)
(after Williams, 1965a)

Menippe nodifrons

- b. dorsal view (male)
(after Rathbun, 1930)



Micropanope pusilla

male:

- a. carapace, dorsal view
- b. right chela, external view
- c. left chela, external view
(after Rathbun, 1930)

Micropanope lobifrons

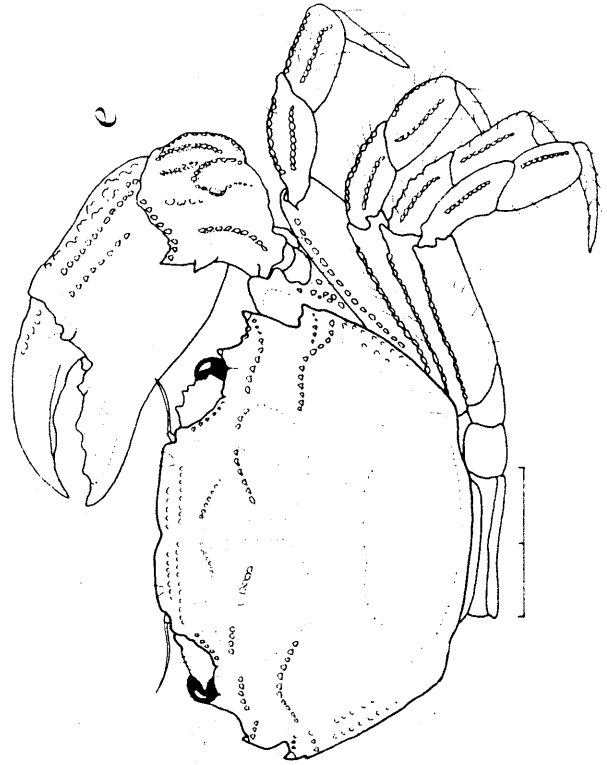
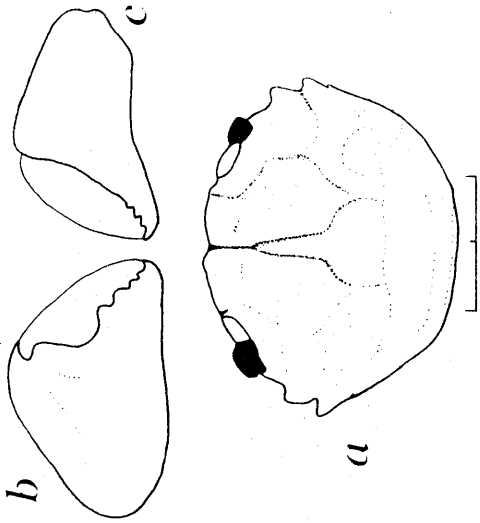
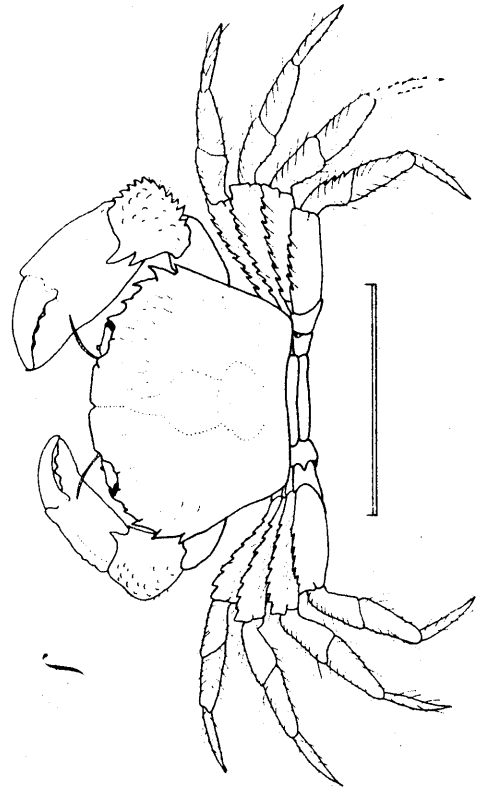
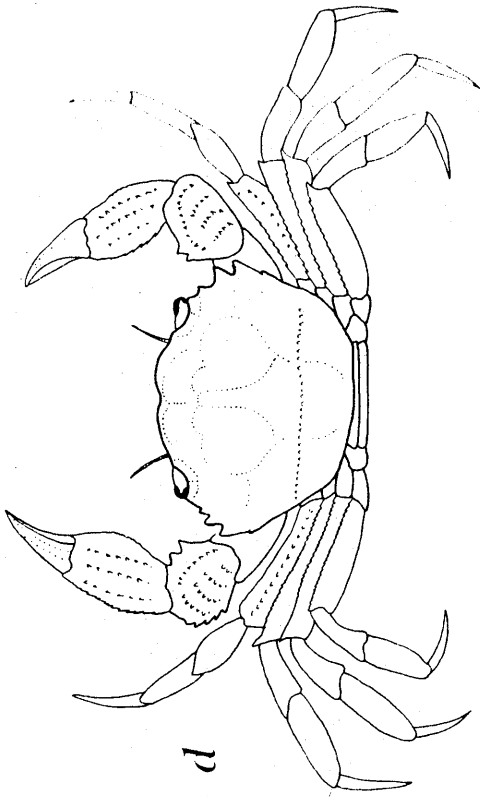
- d. dorsal view (male)
(after Rathbun, 1930)

Micropanope sculptipes

- e. dorsal view
(after Williams, 1965a)

Micropanope spinipes

- f. dorsal view (female)
(after Rathbun, 1930)



Micropanope nuttingi

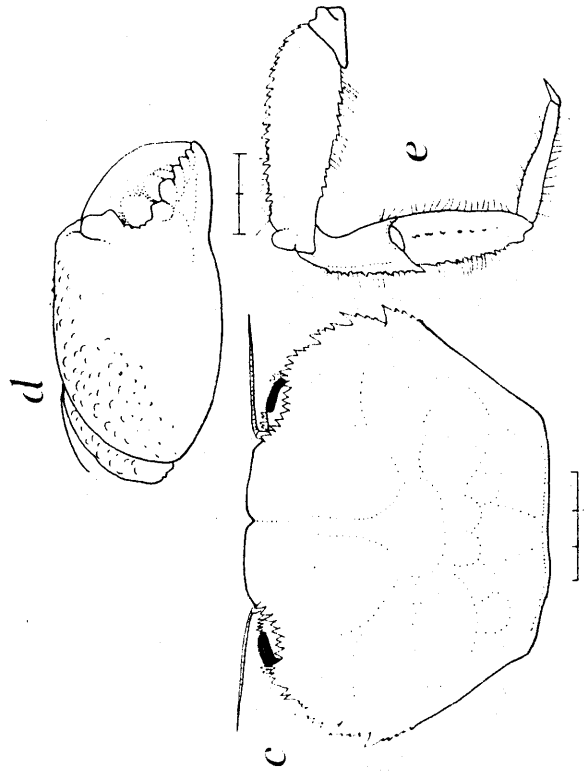
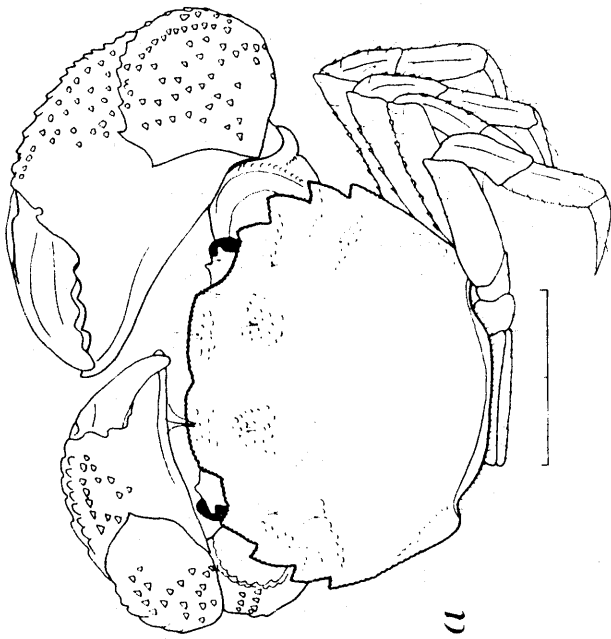
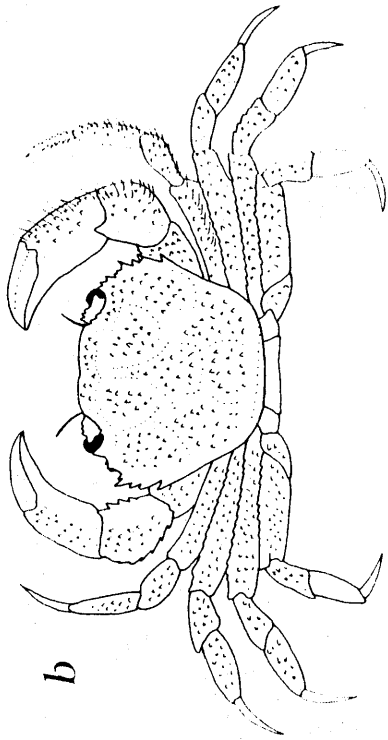
- a. dorsal view
(after Williams, 1984)

Micropanope urinator

- b. dorsal view (male)
(after Rathbun, 1930)

Micropanope barbadensis

- c. carapace, dorsal view
d. major chela, external view
e. walking leg
(after Rathbun, 1930)



Neopanope packardii

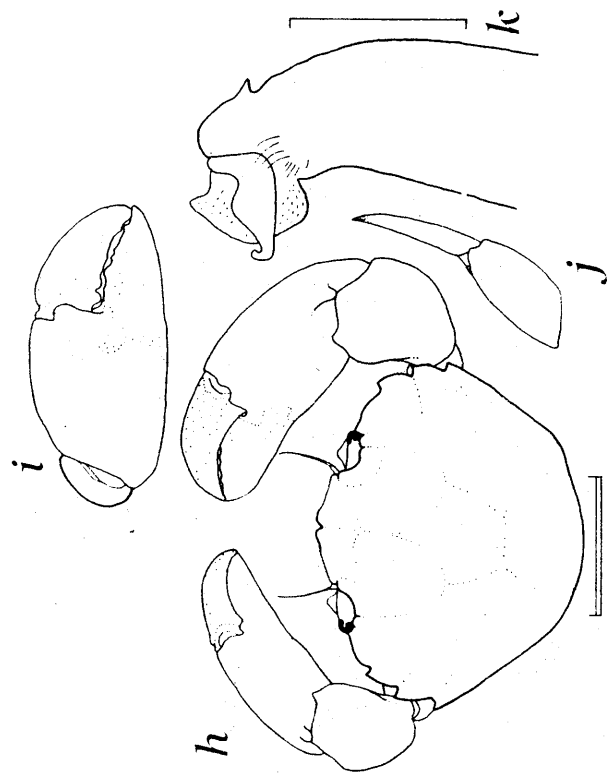
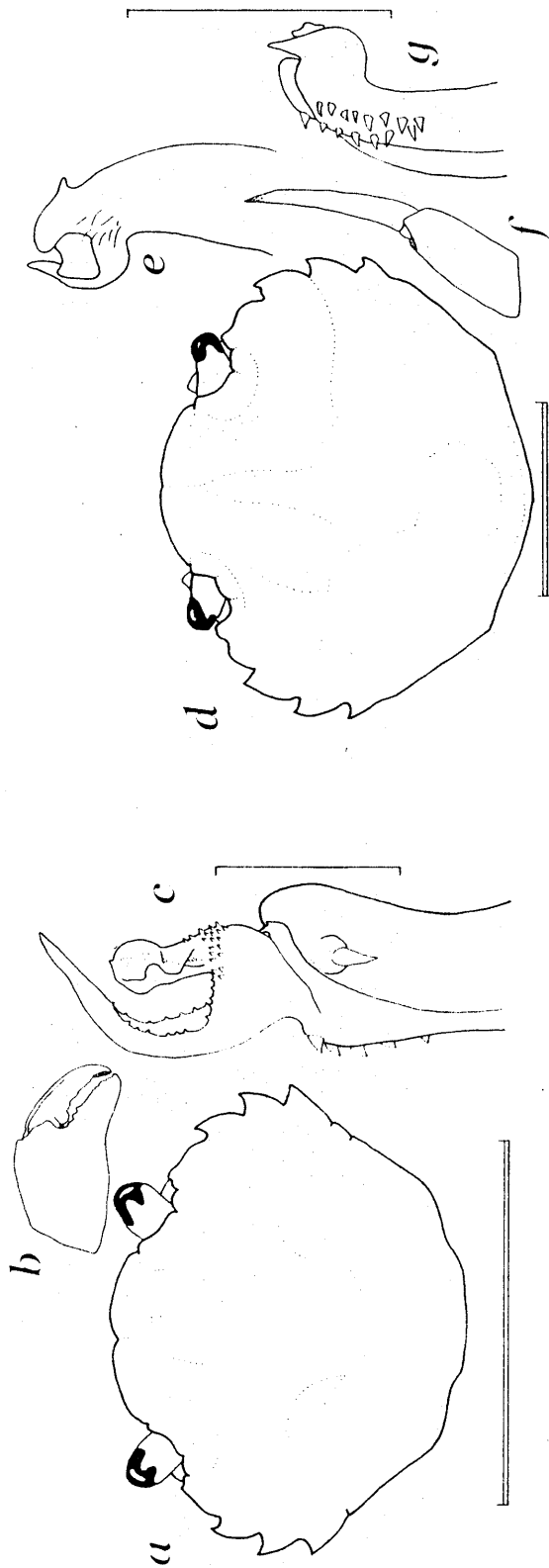
- a. carapace, dorsal view
 - b. right chela, external view
 - c. distal portion of first pleopod (gonopod), lateral view (male)
- (a, c, after Abele, 1972b; b, from Abele's personal drawing)

Neopanope texana

- d. carapace, dorsal view
 - e. distal portion of first pleopod (gonopod), mesial view (male)
 - f. denuded dactylus and propodus of fifth pereopod
 - g. distal portion of first pleopod (gonopod), lateral view (male)
- (after Abele, 1972b)

Neopanope sayi

- h. dorsal view (male)
 - i. major chela, external view (male)
 - j. denuded dactylus and propodus of fifth pereopod
 - k. distal portion of first pleopod (gonopod), mesial view (male)
- (h, i, after Williams, 1984; j, k, after Abele, 1972b)



Panopeus americanus

male:

- a. dorsal view
- b. major chela, external view
after Rathbun, 1930)

Panopeus bermudensis

- c. dorsal view (male)
(after Rathbun, 1930)

Panopeus herbstii

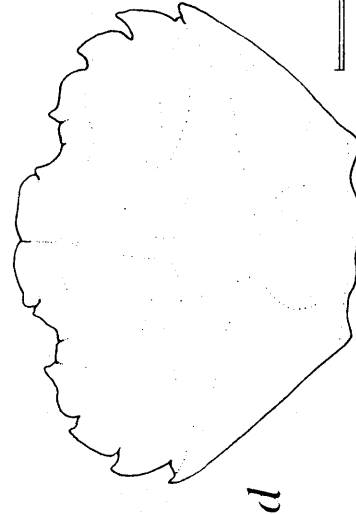
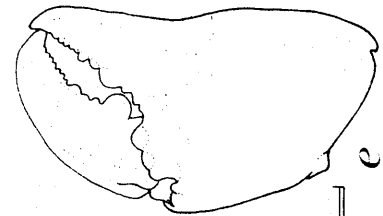
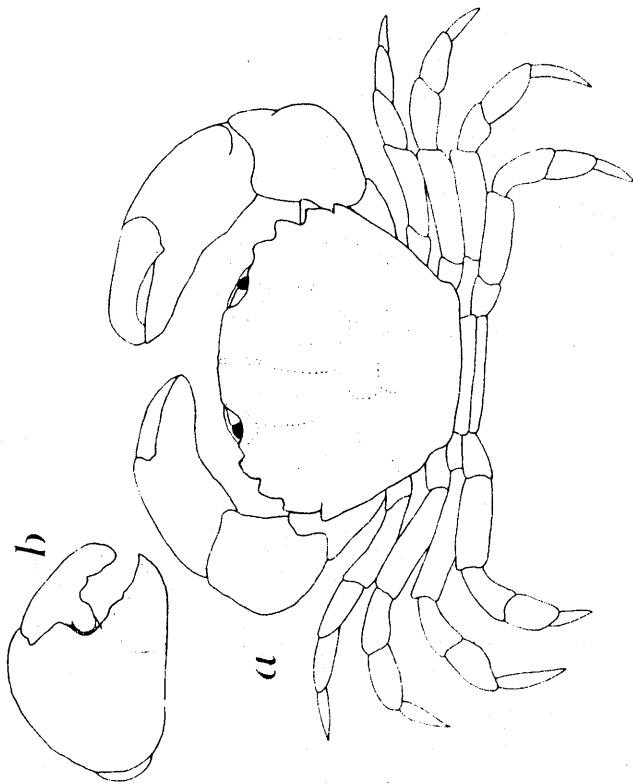
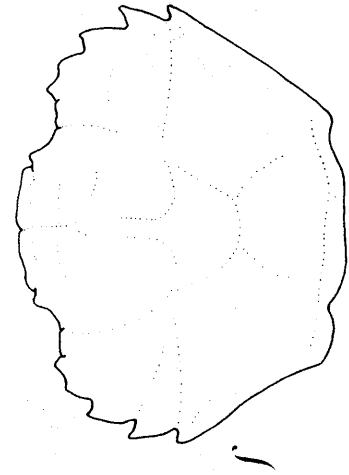
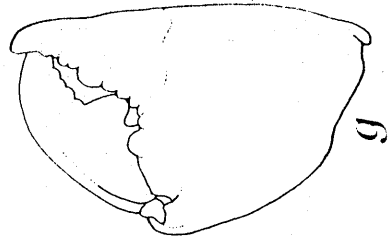
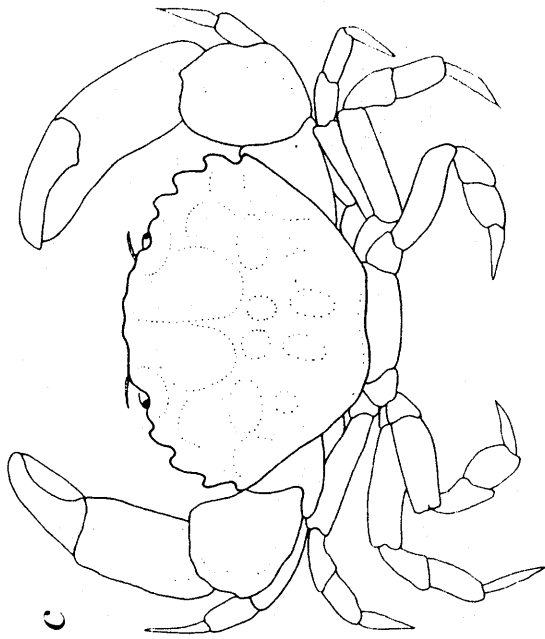
male:

- d. carapace, dorsal view
- e. major chela, external view
(after Williams, 1983)

Panopeus simpsoni

holotype female:

- f. carapace, dorsal view
- g. major chela, external view
(after Williams, 1983)



Panopeus lacustris

male:

- a. carapace, dorsal view
- b. major chela, oblique dorsal view showing broadened "molar" teeth on immovable finger

(after Williams, 1983)

Panopeus obesus

male:

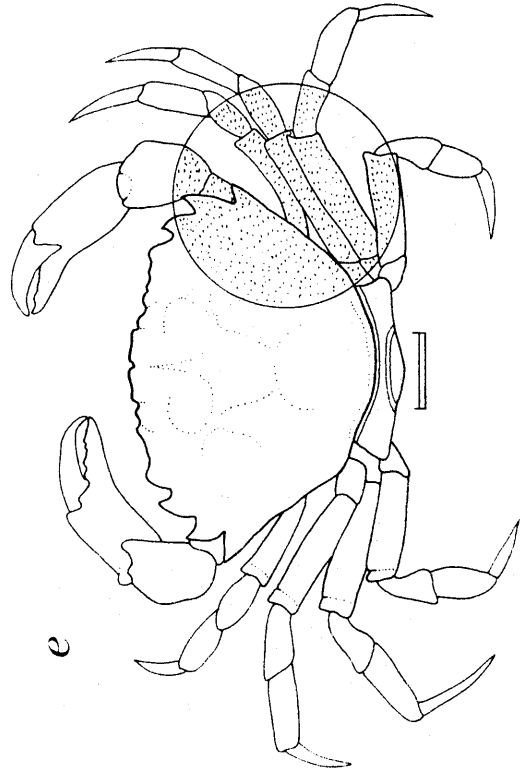
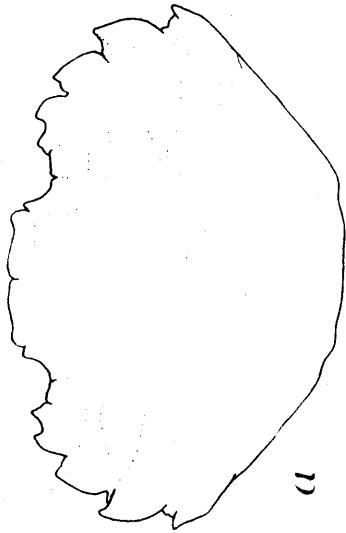
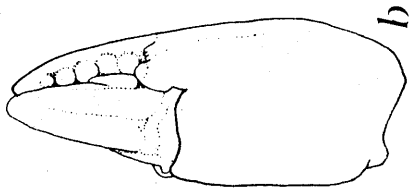
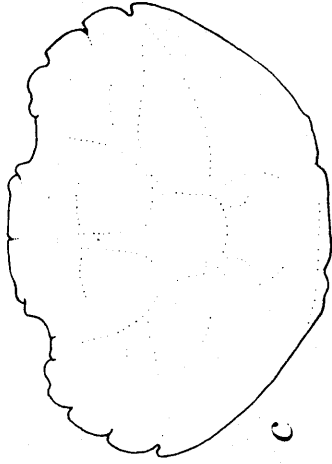

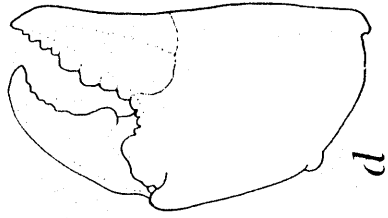
- c. carapace, dorsal view
- d. major chela, external view

(after Williams, 1983)

Panopeus rugosus

- e. dorsal view (female)

(after Rathbun, 1930)



Panopeus hartii

male:

a. major chela, external view

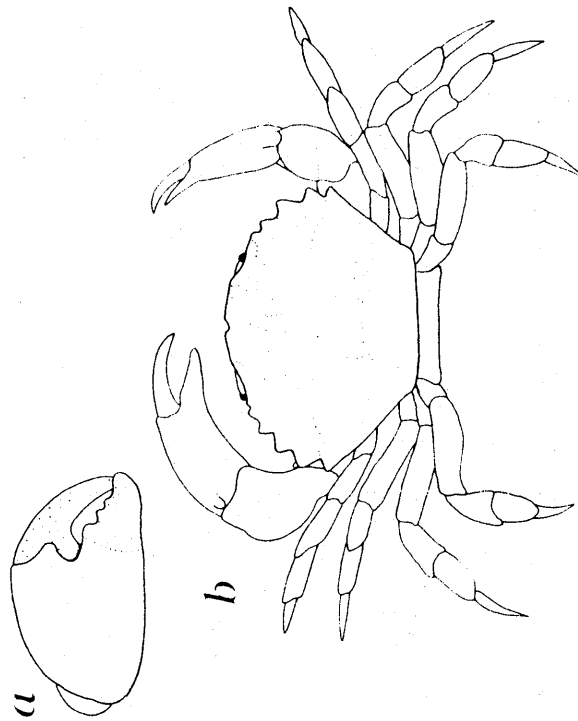
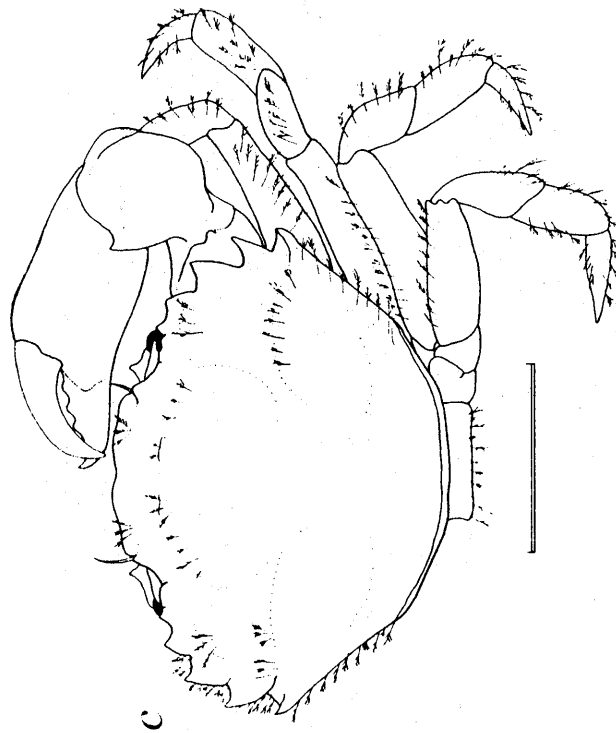
b. dorsal view

(after Rathbun, 1930)

Panopeus occidentalis

c. dorsal view

(after Williams, 1965a)

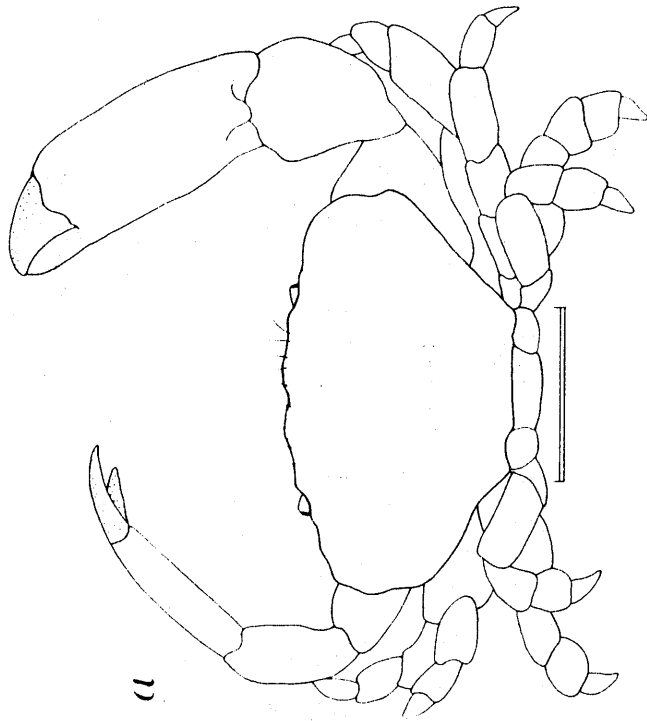
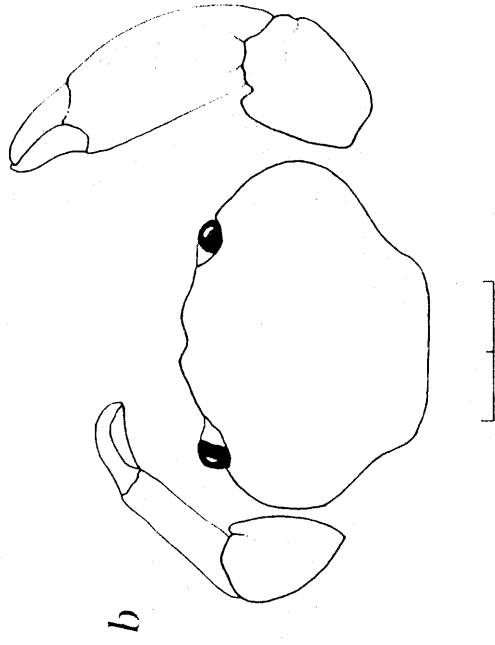


Paraliomera longimana

- a. dorsal view (male)
(after Rathbun, 1933)

Paraliomera dispar

- b. outline of carapace and cheliped, dorsal view
(female)
(after Rathbun, 1930)



Pilumnus spinosissimus

- a. dorsal view (male)
(after Rathbun, 1930)

Pilumnus longleyi

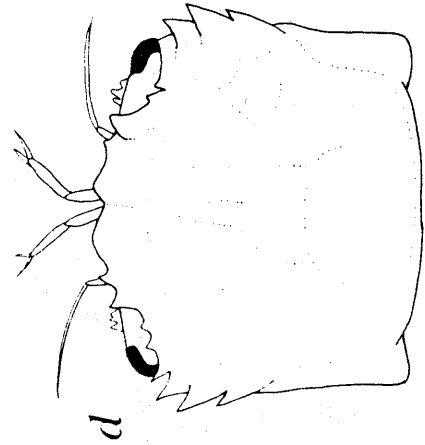
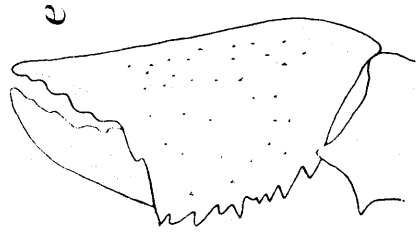
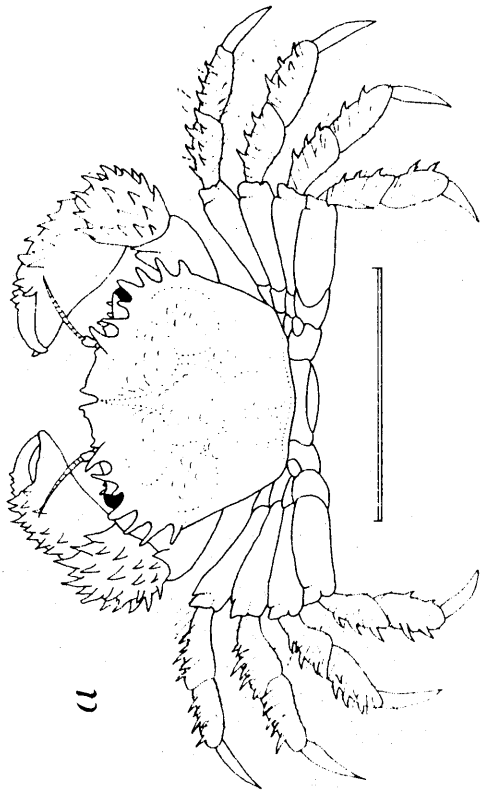
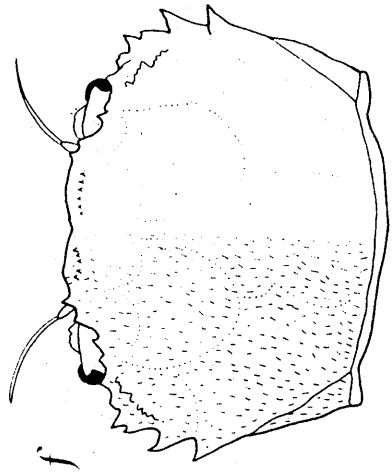
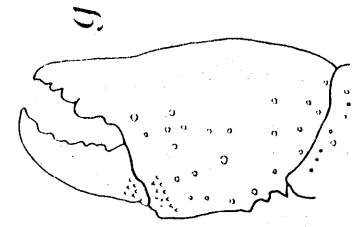
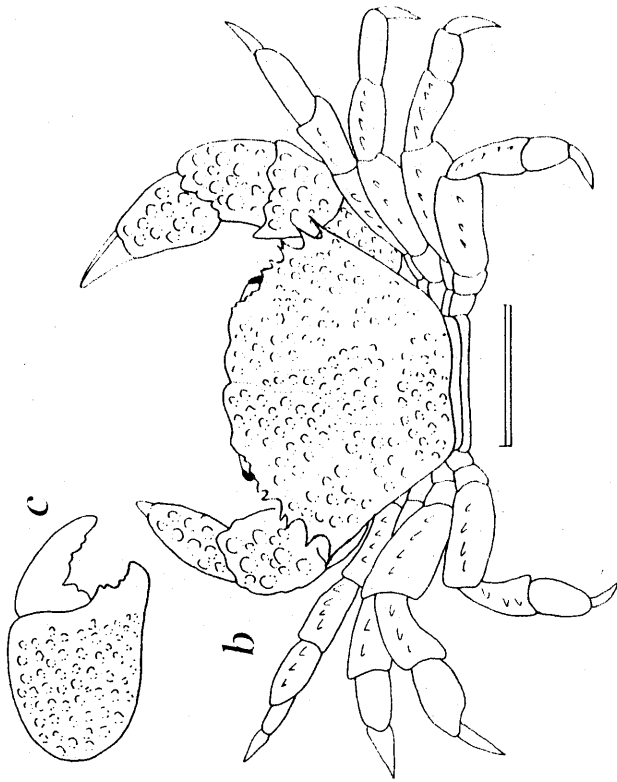
- female:
b. dorsal view
c. major chela, external view
(after Rathbun, 1930)

Pilumnus marshi

- male:
d. carapace, dorsal view
e. major chela, external view
(after Rathbun, 1930)

Pilumnus nudimanus

- holotype female:
f. carapace, dorsal view
g. right chela, external view
(after Rathbun, 1930)



Pilumnus gemmatus

- a. dorsal view (female)
(after Rathbun, 1930)

Pilumnus sayi

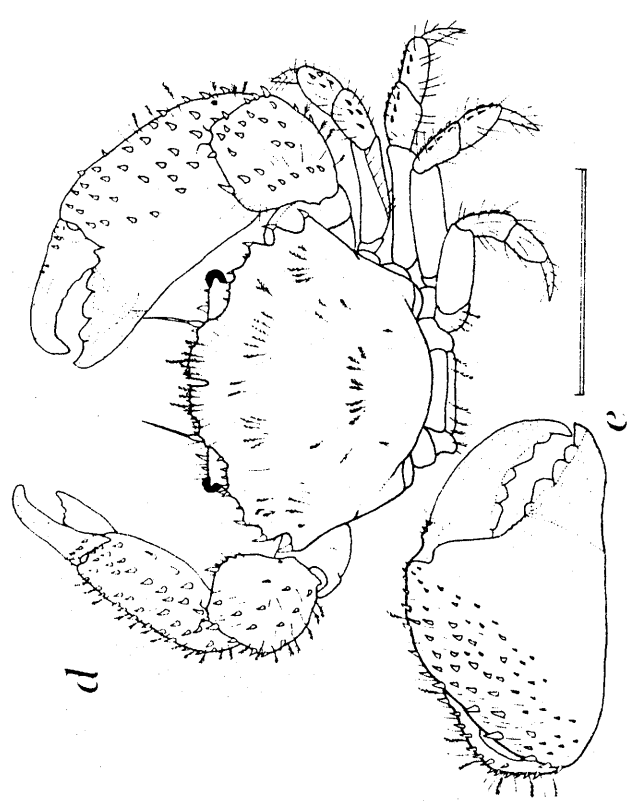
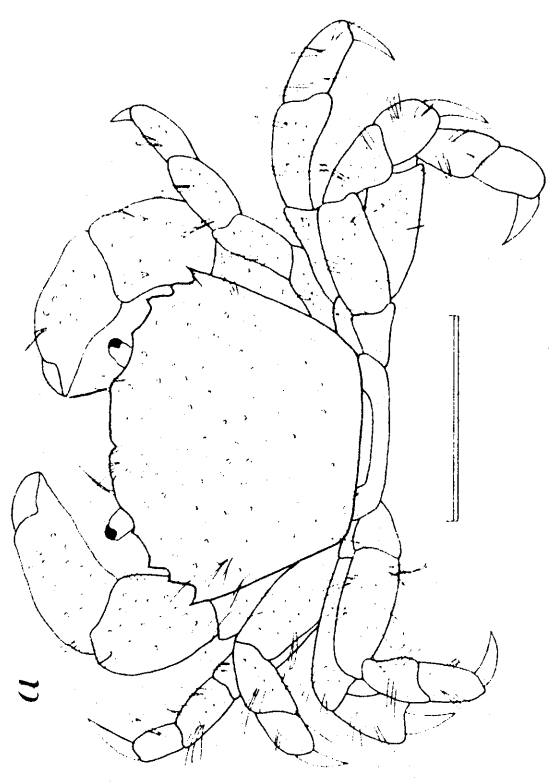
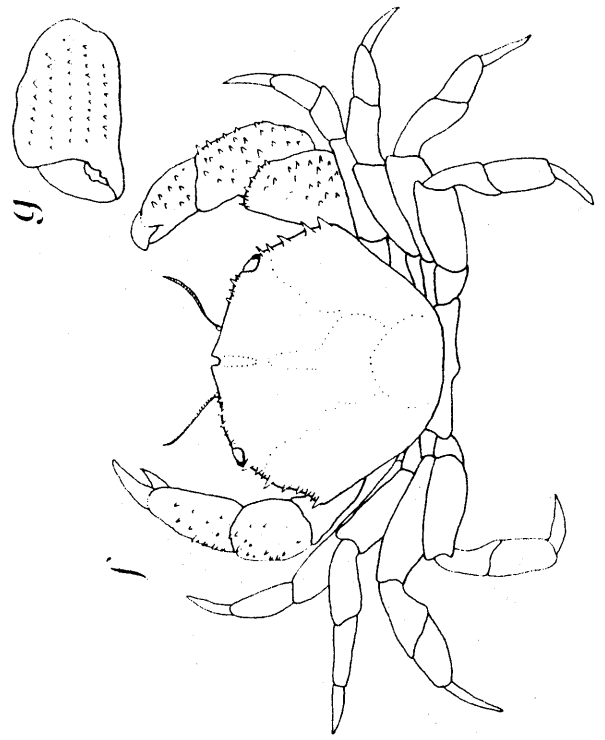
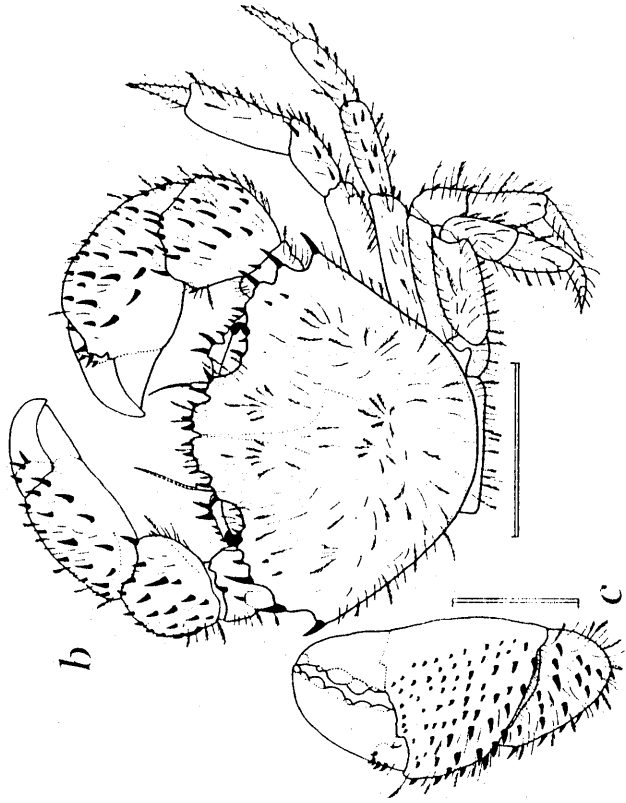
- male:
b. dorsal view
c. major chela, external view
(after Williams, 1984)

Pilumnus dasypodus

- male:
d. dorsal view
e. major chela, external view
(after Rathbun, 1930)

Pilumnus caribaeus

- f. dorsal view (female)
g. major chela, external view (male)
(after Williams, 1984)



Pilumnus floridanus

- a. dorsal view
- b. major chela, external view
(after Williams, 1984)

Pilumnus holosericus

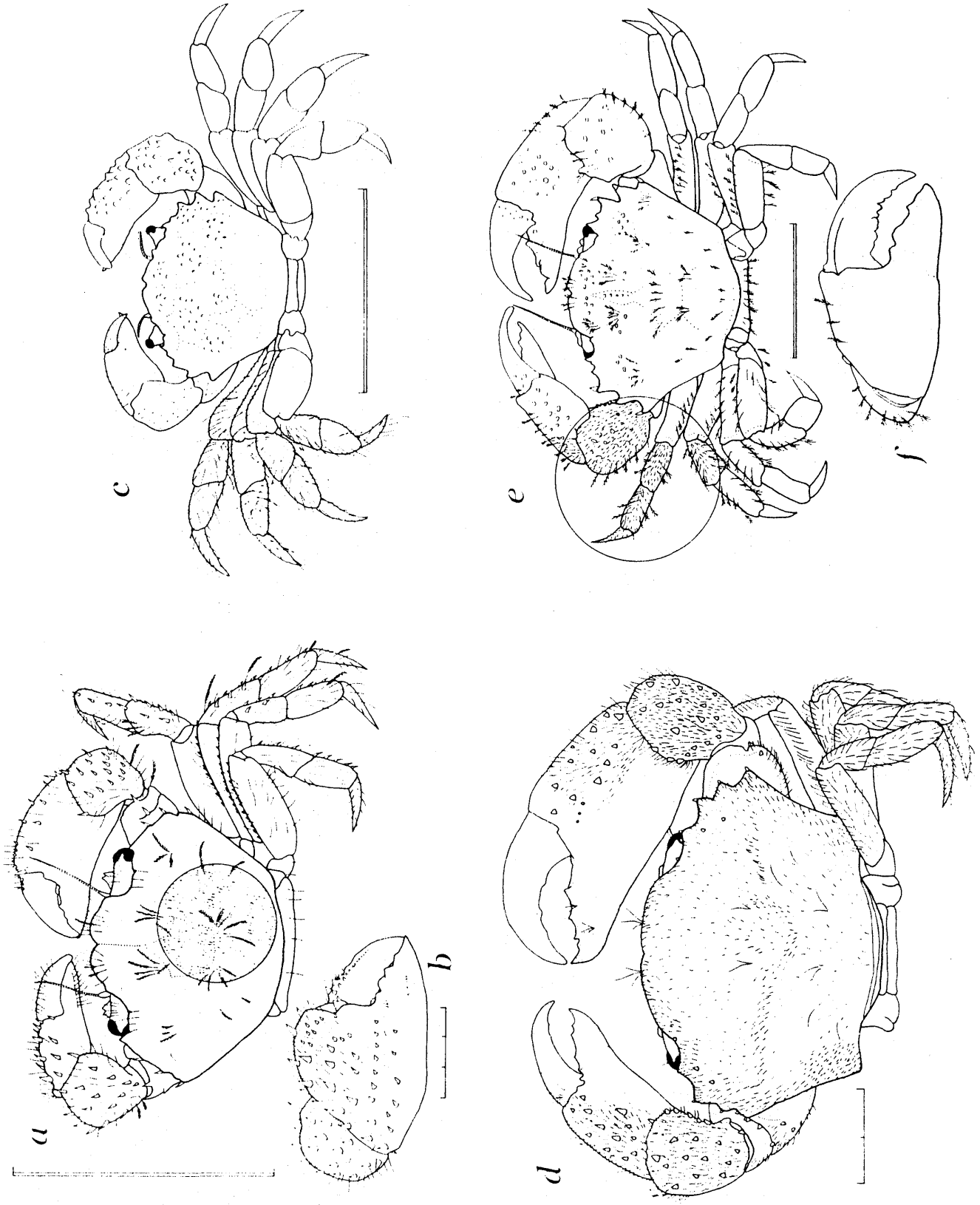
- c. dorsal view (male)
(after Rathbun, 1930)

Pilumnus pannosus

- d. dorsal view (male)
(after Williams, 1965a)

Pilumnus lacteus

- e. dorsal view
- f. major chela, external view
(after Williams, 1965a)

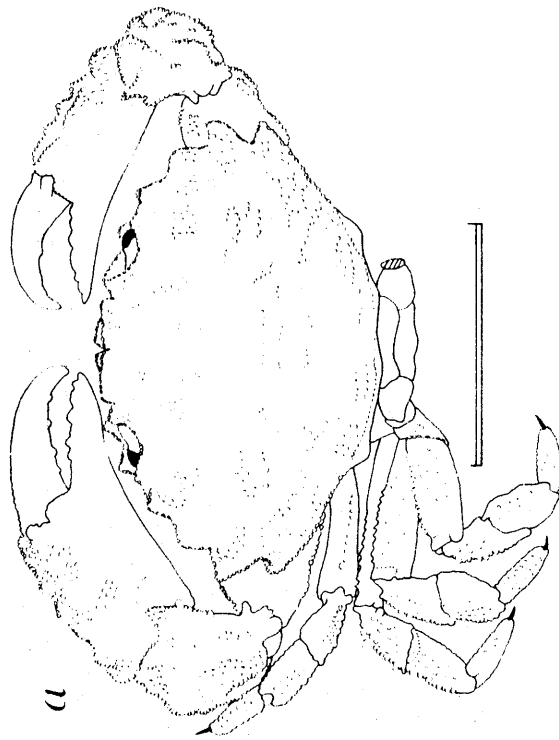


Pseudomedæus agassizii

- a. dorsal view (male)
(after Williams, 1984)

Pseudomedæus distinctus

- male:
b. dorsal view
c. major chela, external view
(after Williams, 1984)



Tetraxanthus rathbunae

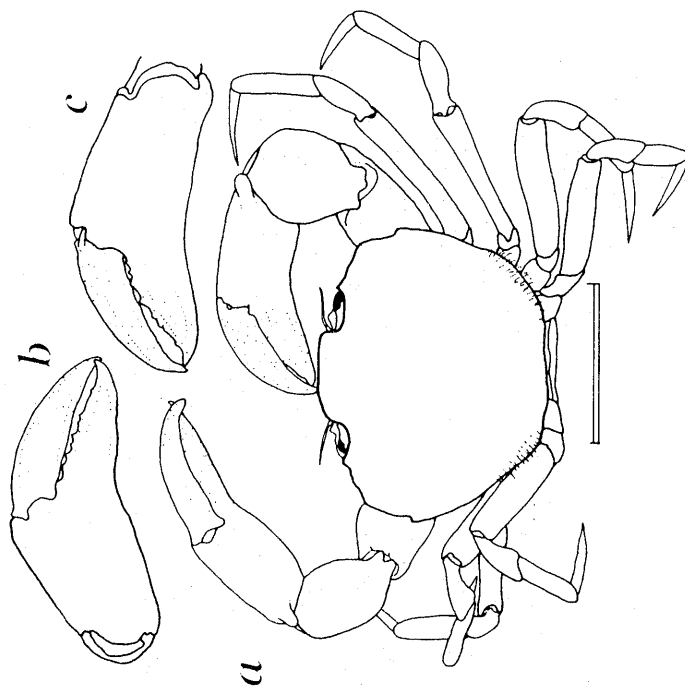
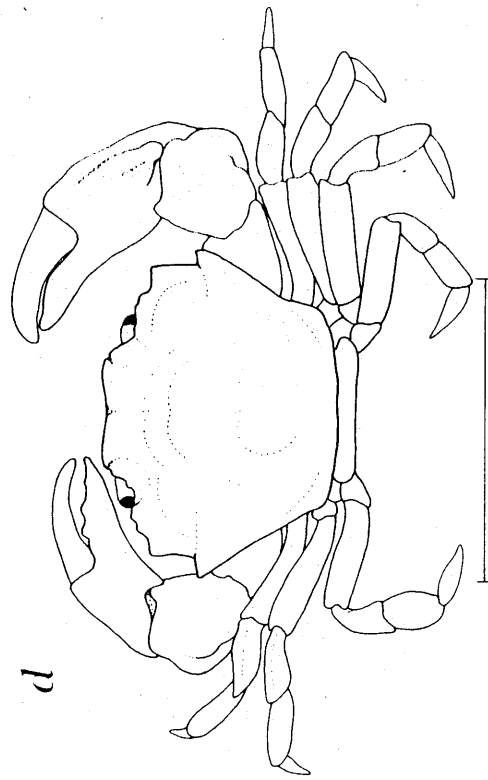
male:

- a. dorsal view
 - b. right chela, external view
 - c. left chela, external view
- (after Williams, 1984)

Tetraxanthus bidentatus

d. dorsal view (male)

(after Rathbun, 1930, as *T. rugosus*)



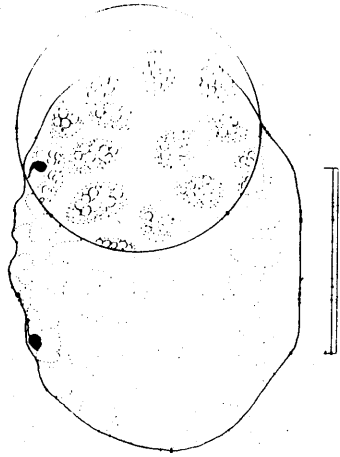
Allactaea lithostrota

allotype female:

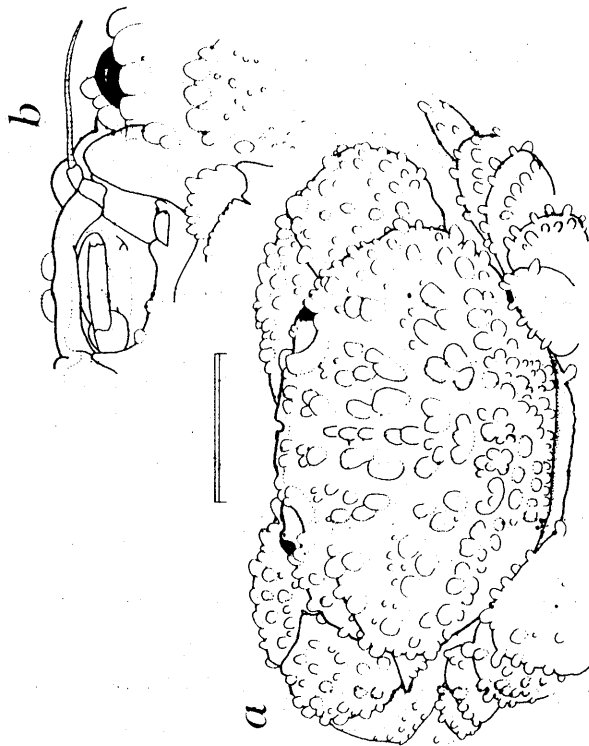
- a. dorsal view
 - b. left anterior portion, ventral view
- (after Williams, 1974a)

Banareia palmeri

- c. carapace, dorsal view (female)
- (after Rathbun, 1930)



c



d

Carpilius corallinus

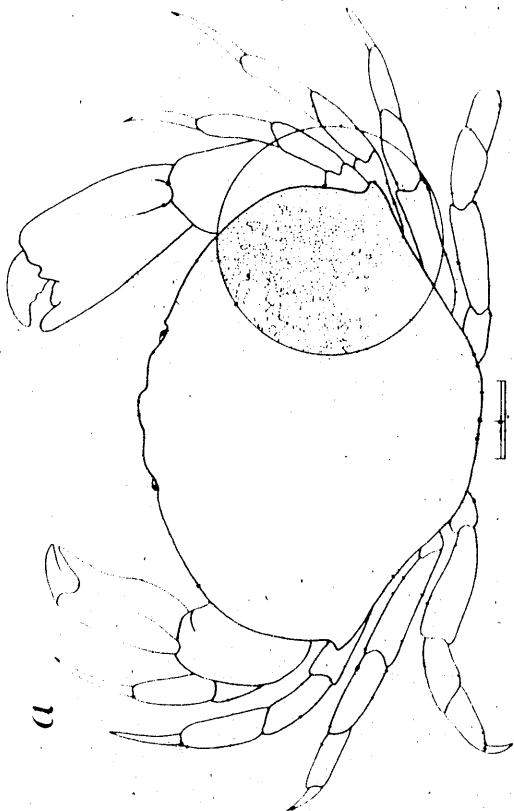

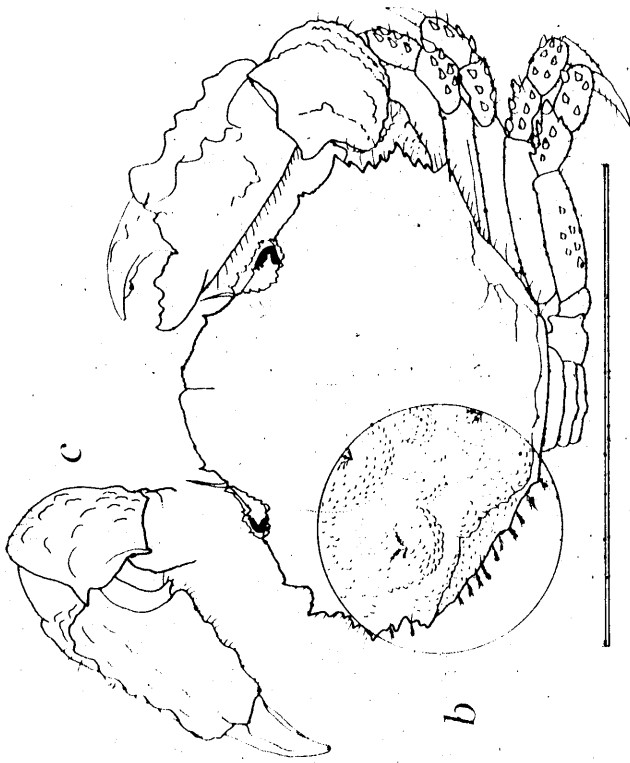
- a. dorsal view (female)
(after Rathbun, 1930)

Carpoporus papulosus

- b. dorsal view
c. cheliped, frontal view
(after Williams, 1984)

Cataleptodius floridanus

- d. dorsal view
e. fingers of right chela, external view
f. fingers of left chela, external view
g. walking leg
(from Abele's personal drawings)



Chlorodiella longimana

a. dorsal view (male)
(after Rathbun, 1930)

Domecia acanthophora acanthophora

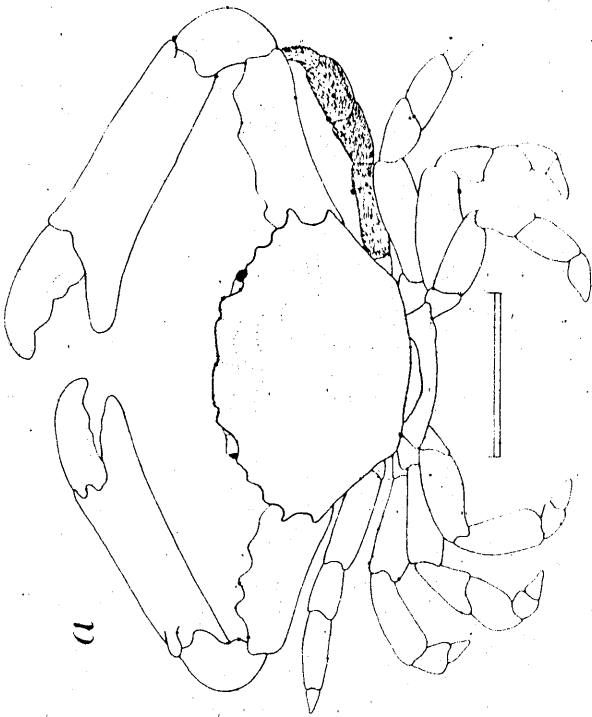
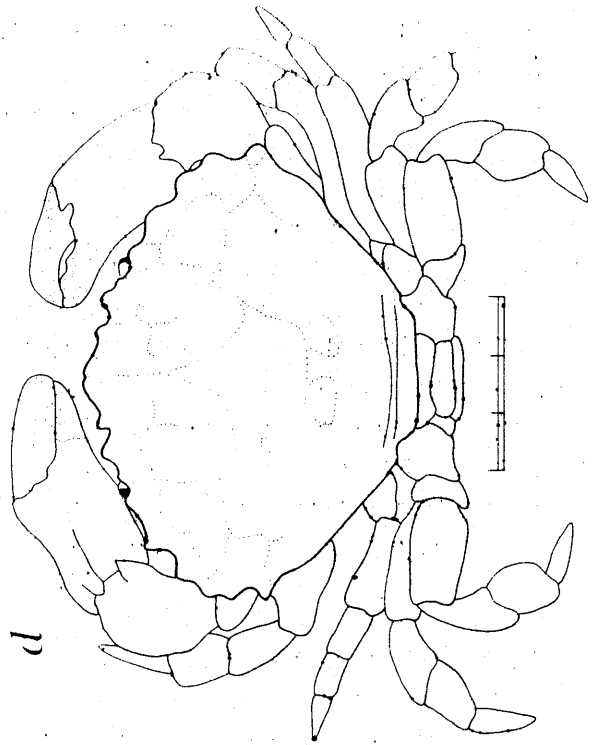
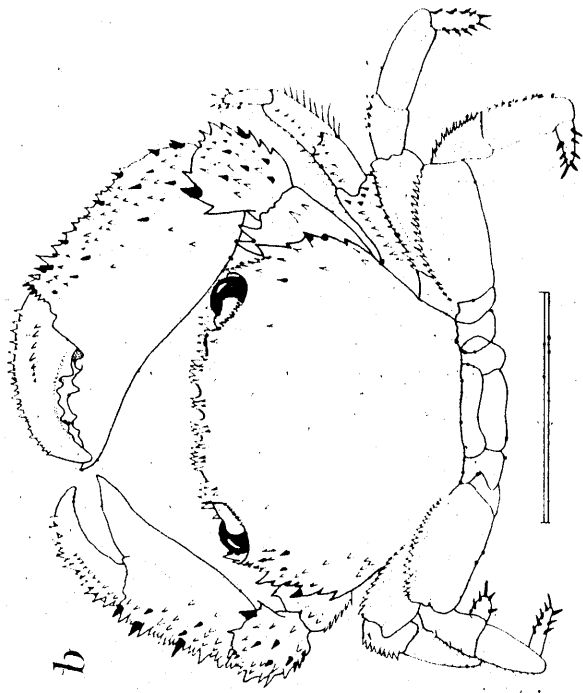
b. dorsal view (male)
(after Williams, 1984)

Eriphia gonagra

c. dorsal view (male)
(after Williams, 1984)

Etisus maculatus

d. dorsal view (male)
(after Rathbun, 1933)



Eurytium limosum

- a. dorsal view
- b. major chela, external view
(after Williams, 1984)

Glyptoxanthus erosus

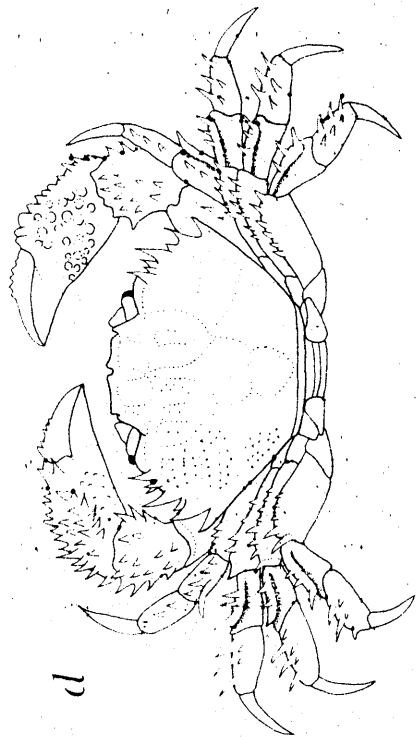
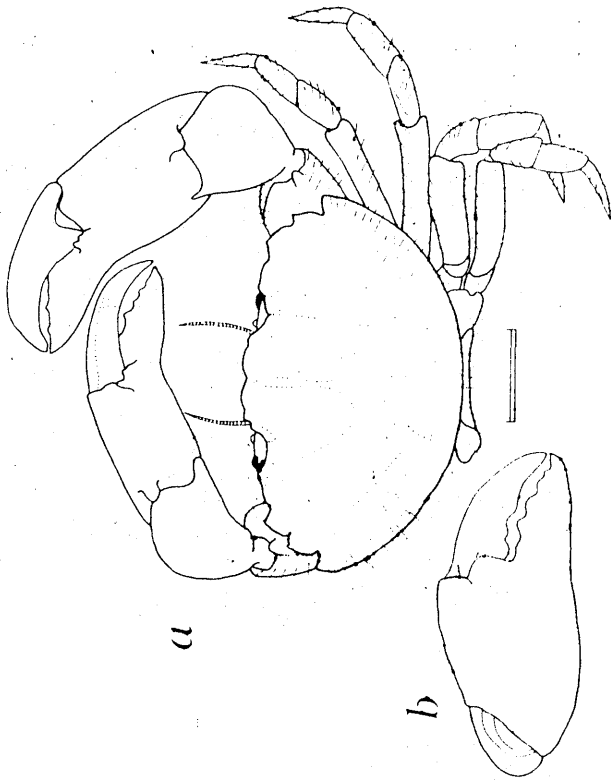
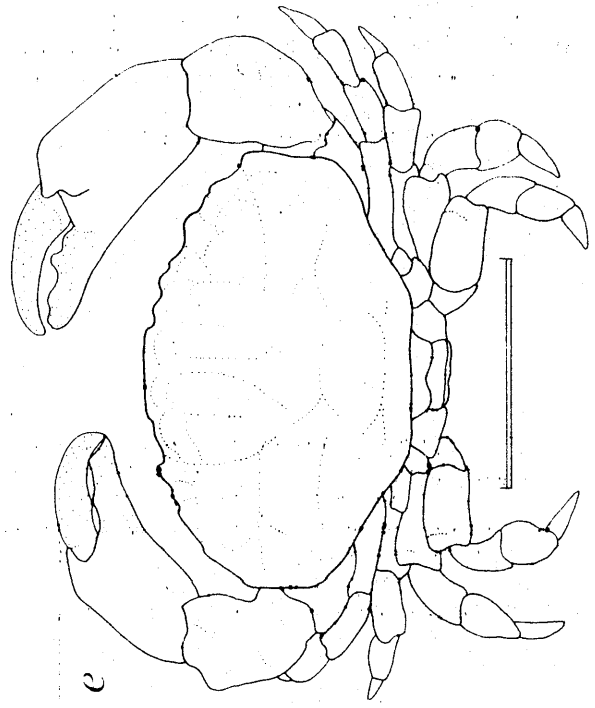
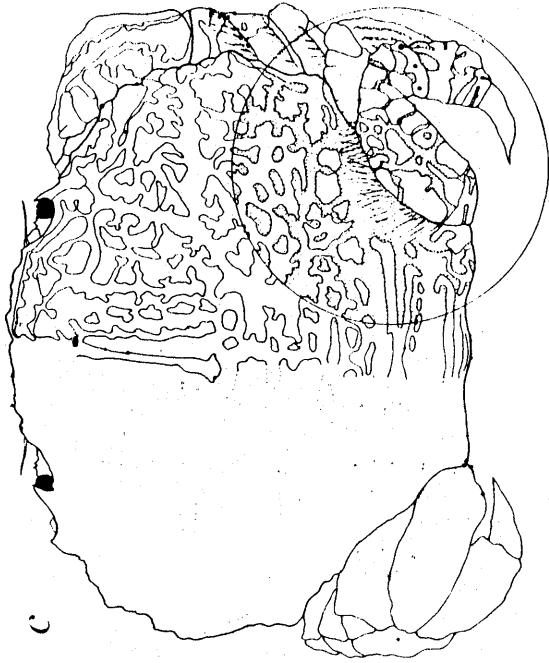
- c. dorsal view
(after Williams, 1965a)

Heteractaea ceratopus

- d. dorsal view (male)
(after Rathbun, 1930)

Leptodius parvulus

- e. dorsal view (male)
(after Rathbun, 1933)



Lobopilumnus agassizii

male:

- a. dorsal view
- b. major chela, external view
(after Williams, 1984)

Melybia thalamita

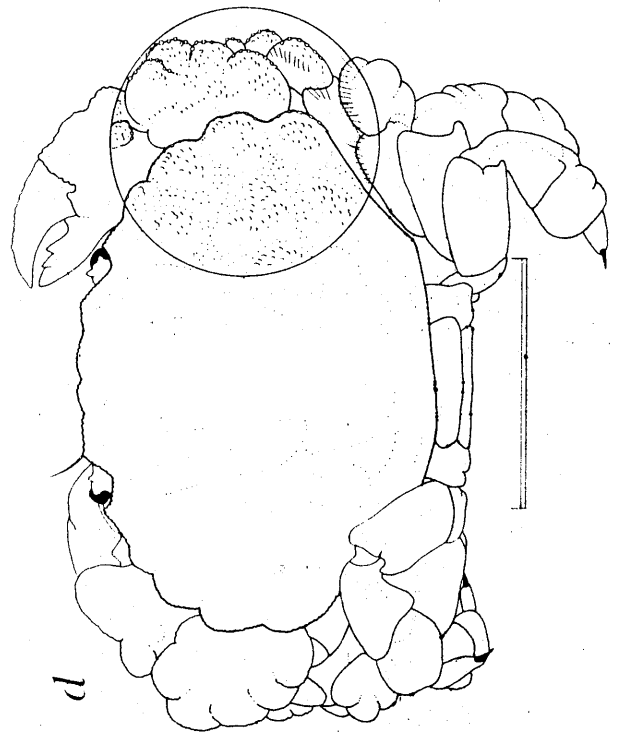
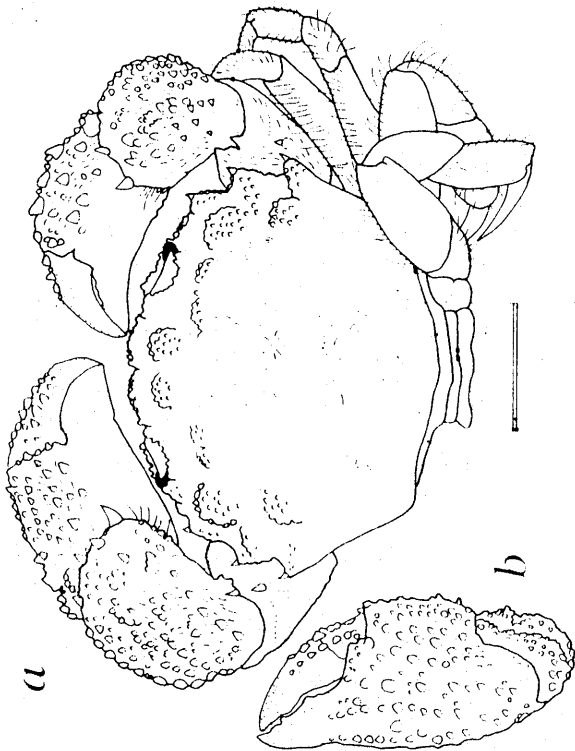
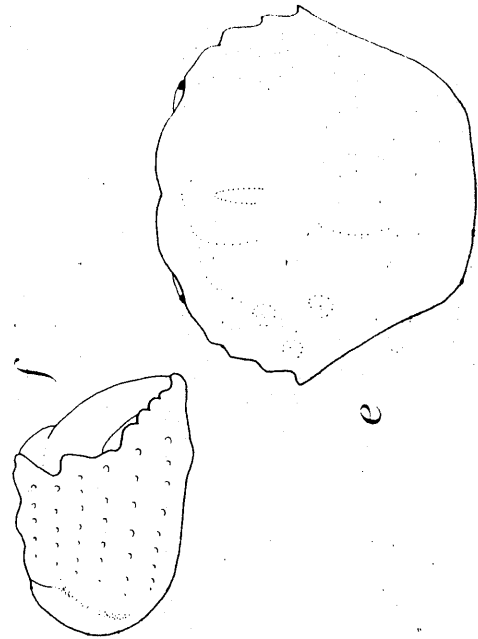
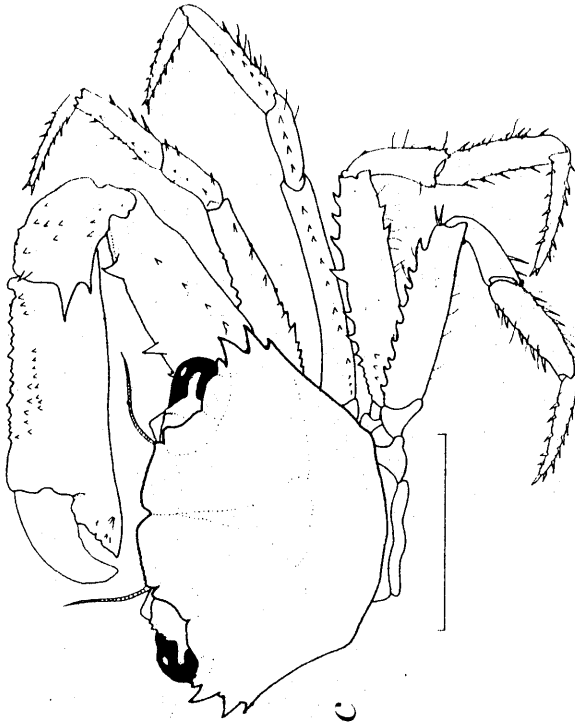
- c. dorsal view (male)
(after Williams, 1984)

Paractaea rufopunctata nodosa

- d. dorsal view (female)
(after Williams, 1984)

Pilumnoides nudifrons

- female:
- e. outline of carapace, dorsal view
- f. minor chela, external view
(after Rathbun, 1930)



Platyactaea setigera

- a. outline of carapace, dorsal view (male)
(after Rathbun, 1930)

Platypodiella spectabilis

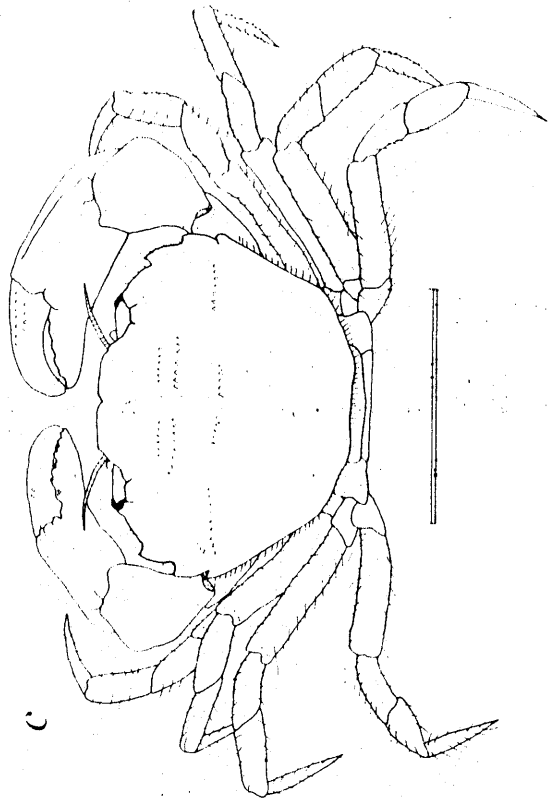
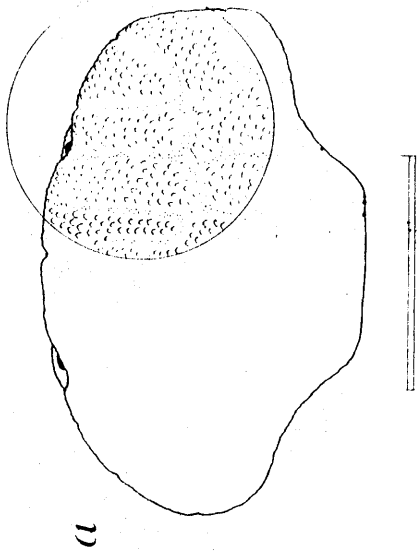
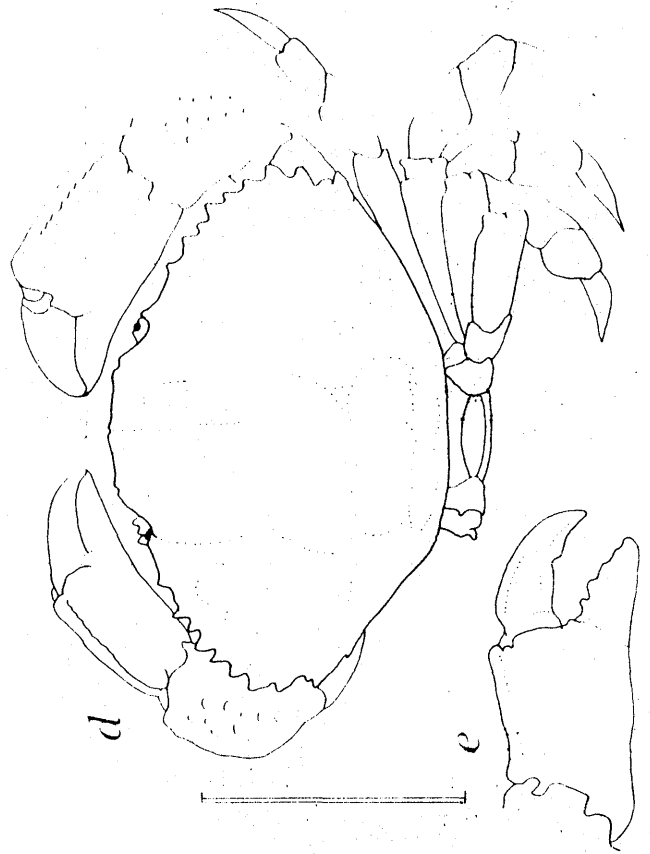
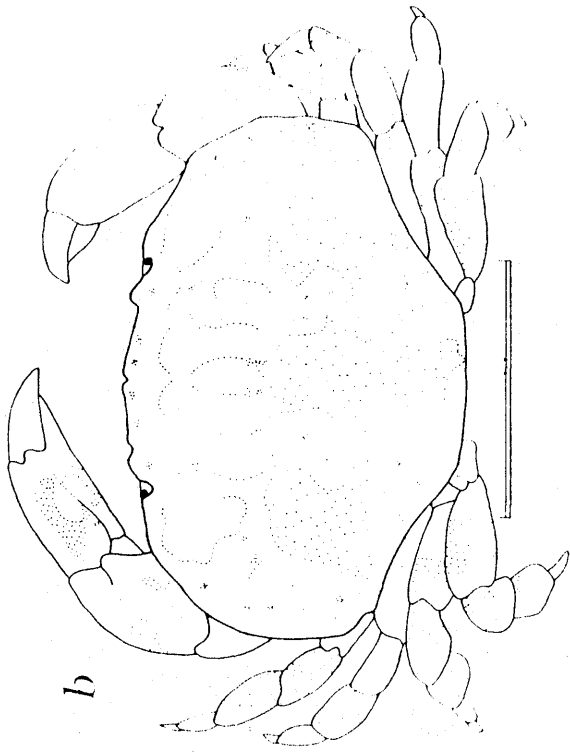
- b. dorsal view (female)
(after Rathbun, 1933)

Rhithropanopeus harrisi

- c. dorsal view (male)
(after Williams, 1984)

Xantho denticulata

- male:
d. dorsal view
e. left chela, external view
(after Monod, 1956)



Family Gecarcinidae

Key to genera and species
[Based on Rathbun, 1918]

Fronto-orbital border more than half width of carapace; exopod of each outer (third) maxilliped exposed and provided with flagellum *Cardisoma guanhumi*

Fronto-orbital border less than half width of carapace; exopod of each outer maxilliped concealed or nearly so and without flagellum *Gecarcinus*

Genus *Gecarcinus* Leach, 1814

Key to species
[Based on Rathbun, 1918]

Merus of third maxilliped with entire margin..... *G. ruricola*

Merus of third maxilliped with inner distal emargination..... *G. lateralis*

Gecarcinus ruricola

- a. dorsal view (male)
(after Chace and Hobbs, 1969)

Gecarcinus lateralis

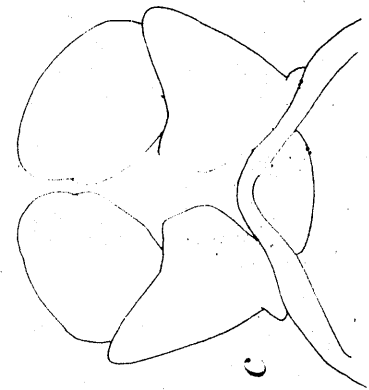
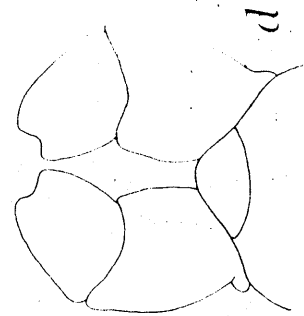
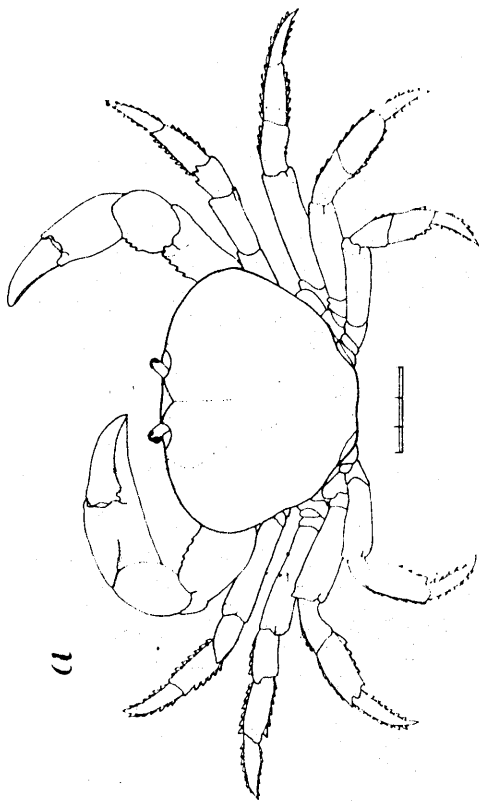
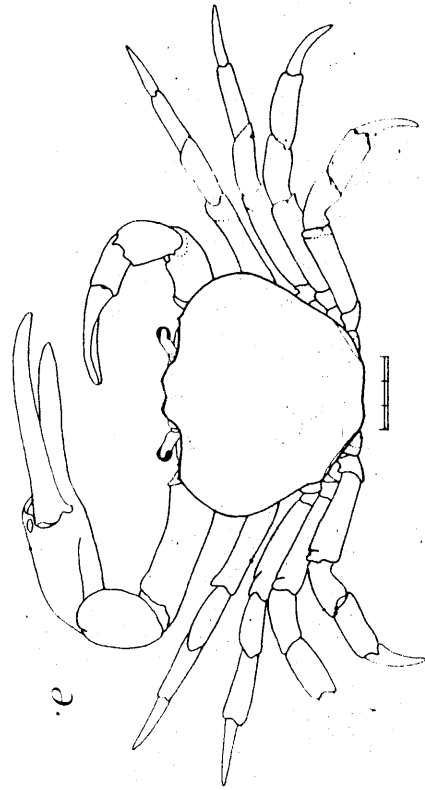
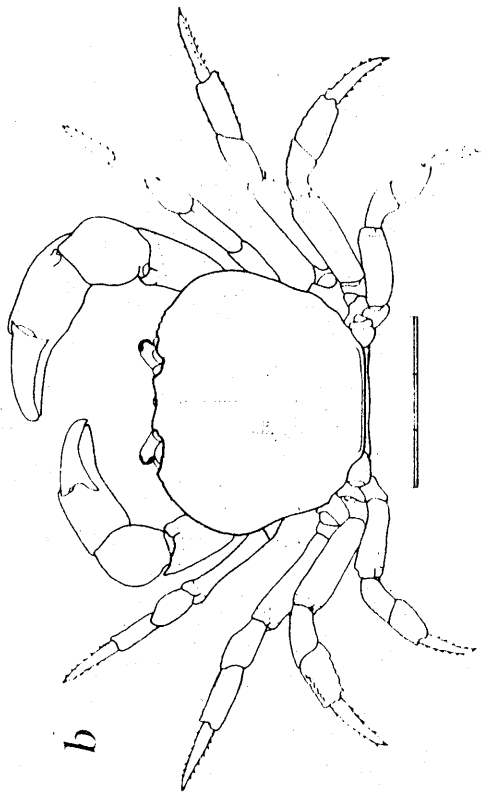
- b. dorsal view (male)
(after Chace and Hobbs, 1969)

G. ruricola, G. lateralis

- c. meri and ischia of outer (third) maxillipeds,
ventral view (*G. ruricola*)
d. meri and ischia of outer (third) maxillipeds,
ventral view (*G. lateralis*)
(after Rathbun, 1918)

Cardisoma guanhumi

- e. dorsal view (male)
(after Chace and Hobbs, 1969)



Family Grapsidae

Key to genera and species
[Based on Rathbun, 1918]

1. Antennules visible in dorsal view..... 2
 - Antennules hidden from dorsal view when folded..... 3
2. (1) Carapace broader than long..... *Plagusia depressa*
 - Carapace longer than broad..... *Percnon gibbesi*
3. (1) Third maxilliped without oblique hairy ridge on exposed surface of merus..... 4
 - Third maxilliped with oblique hairy ridge on exposed surface of merus..... 10
4. (3) Ventral margin of orbit incomplete, paralleled ventrally by deep groove and strong transverse crest; chelipeds very dissimilar 5
 - Ventral margin of orbit entire, usually sharply produced, not paralleled by deep groove and supplementary crest; chelipeds similar 6
5. (4) Palm of major cheliped prolonged proximally far beyond its articulation with carpus..... *Platychirograpsus spectabilis*
 - Palm of major cheliped normal..... *Euchirograpsus*
6. (4) Front much less than half greatest breadth of carapace..... 7
 - Front more than half, or about half, greatest breadth of carapace..... 8
7. (6) Fingers with broad, spooned tips..... *Grapsus grapsus*
 - Fingers acute, not spooned..... *Geograpsus lividus*
8. (6) Antennae excluded from orbit..... *Goniopsis cruentata*
 - Antennae entering orbit..... 9
9. (8) Carapace depressed, distinctly striated..... *Pachygrapsus*
 - Carapace convex, almost smooth..... *Planes minutus*
10. (3) Antennae excluded from orbit by tooth at lower inner angle of orbit meeting or nearly meeting front *Aratus pisonii*
 - Antennae lodged in orbital hiatus..... 11
11. (10) Carapace quadrate or subquadrate..... *Sesarma*
 - Anterior half of carapace with arcuate margin, posterior half rectangular..... *Cyclograpsus integer*

Genus *Euchirograpsus* H. Milne Edwards, 1853

Key to species
[Adapted from Türkay, 1975]

Suture of gonopod twisted from ventral to dorsal; suture present on dorsal face of terminal appendage *E. americanus*

Suture of gonopod not twisted; linear along lateral margin of basal fragment; suture present on ventral face of terminal appendage *E. antillensis*

Genus *Pachygrapsus* Randall, 1840

Key to species
[Adapted from Chace and Hobbs, 1969]

Chelipeds with movable finger tuberculate on superior margin; first pleopod of male broad, terminating in very short corneous tip *P. gracilis*

Chelipeds with movable finger smooth; first pleopod of male slender, terminating in long corneous obliquely T-shaped endpiece *P. transversus*

Genus *Sesarma* Say, 1817

Key to species
[Adapted from Abele, 1973]

1. Movable finger of male chela greatly enlarged proximally; apex of gonopod with two sutures *S. benedicti*
- Movable finger of male chela normal, not greatly enlarged proximally; apex of gonopod without two sutures 2
2. (1) Superior margin of palm with distinct row of granules; movable finger with row of sharp tubercles dorsally; carapace with tooth or lobe posterior to outer orbital angle 5
- Superior margin of palm without distinct row of granules; movable finger without row of sharp tubercles dorsally; carapace without tooth or lobe posterior to outer orbital angle 3
3. (2) Gonopod with endpiece central, not curved; merus of second walking leg with length greater than 2.6 times width *S. ricordi*
- Gonopod with endpiece lateral, curved; merus of second walking leg with length less than 2.6 times width 4
4. (3) Dactylus of fourth walking leg unarmed dorsally *S. miersii*
- Dactylus of fourth walking leg armed dorsally with short black spines *S. cinereum*
5. (2) Tooth behind outer orbital angle deeply cut into carapace *S. curacaoense*
- Tooth behind outer orbital angle little more than lobe *S. reticulatum*

Euchirograpsus americanus

- a. dorsal view
- b. distal portion of first pleopod (gonopod) (male)
- c. merus of second pereopod
(a, after Williams, 1984; b, c, after Tükay, 1975)

Euchirograpsus amillensis

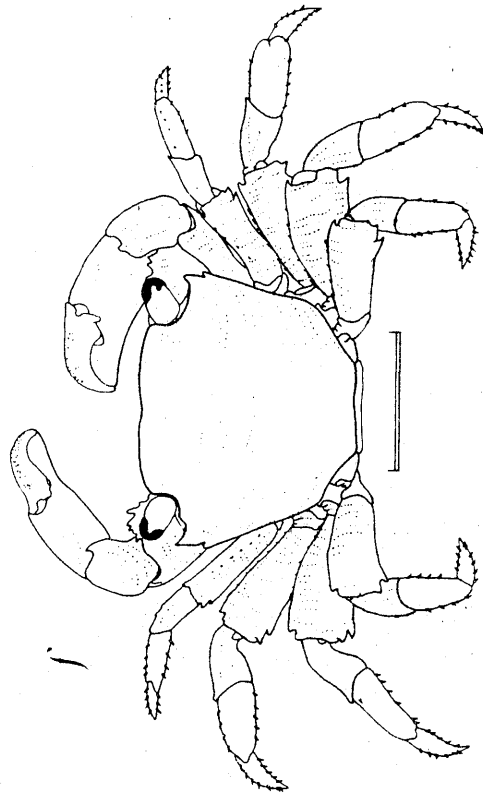
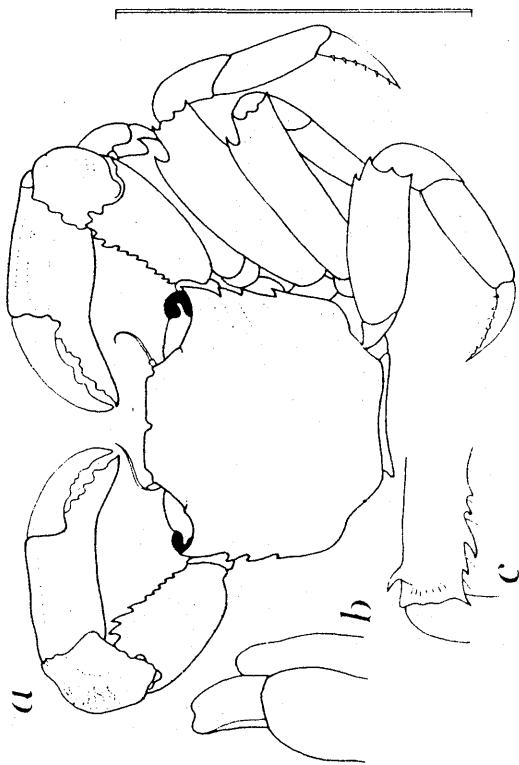
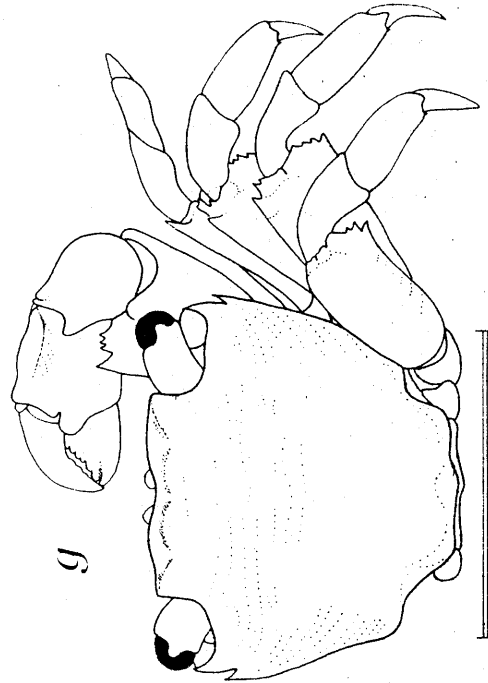
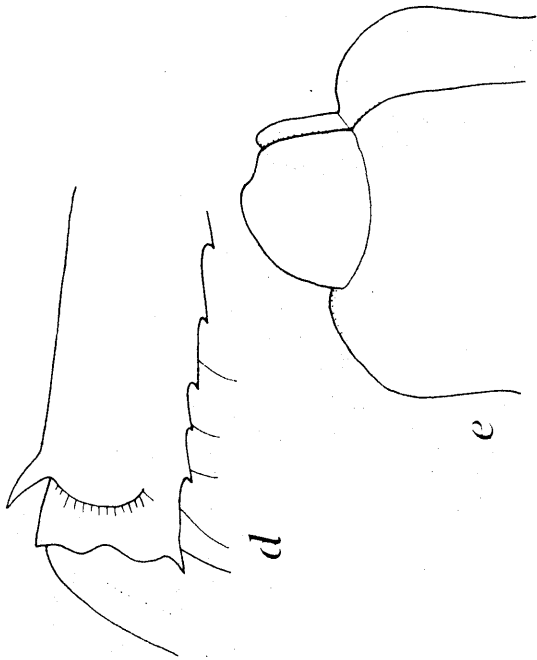
- d. merus of second pereopod
- e. distal portion of first pleopod (gonopod)
(male)
(after Tükay, 1975)

Pachygrapsus gracilis

- f. dorsal view (male)
(after Chace and Hobbs, 1969)

Pachygrapsus transversus

- g. dorsal view
(after Williams, 1965a)



Sesarma benedicti

- a. dorsal view (male)
(from Abele, in manuscript)

Sesarma ricordi


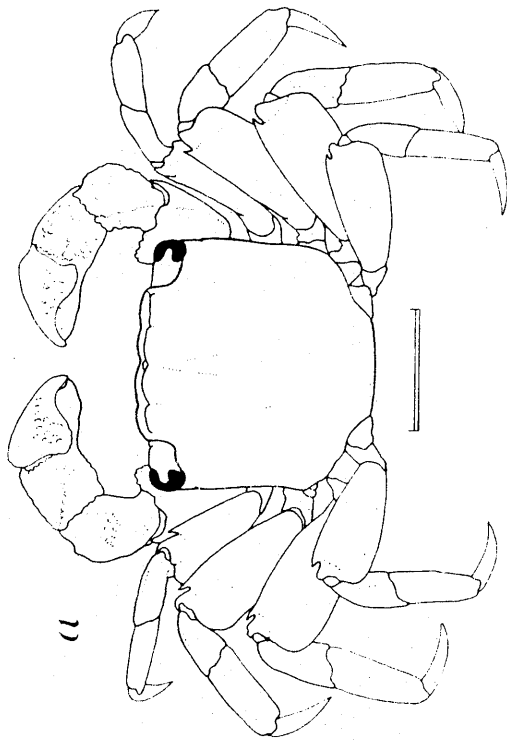
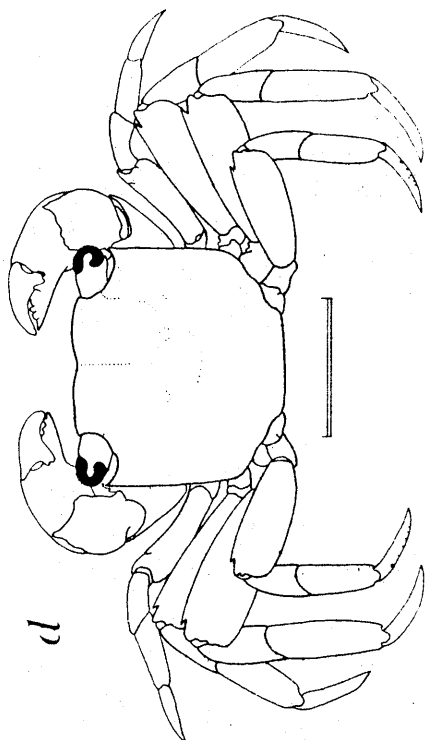
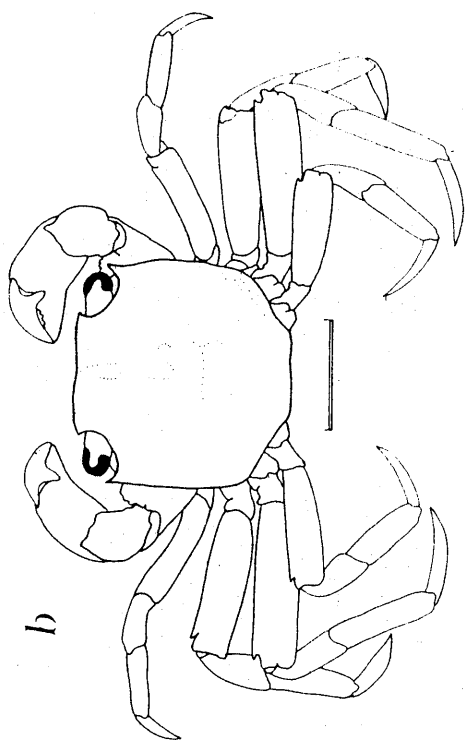
- b. dorsal view (male)
(from Abele, in manuscript)

Sesarma miersii

- c. dorsal view
(from Abele, in manuscript)

Sesarma cinereum

- d. dorsal view (male)
(from Abele, in manuscript)



Sesarma curacaoense

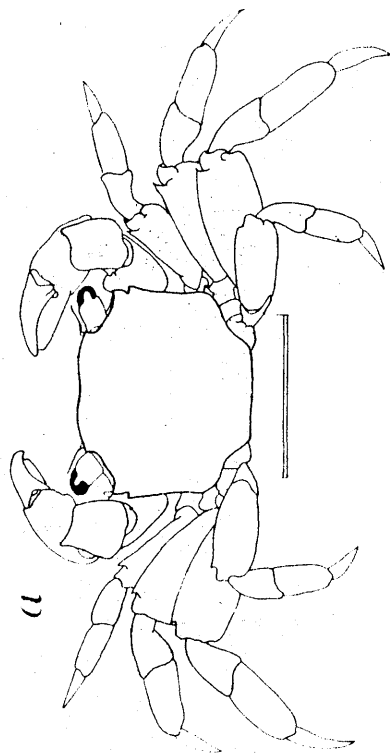
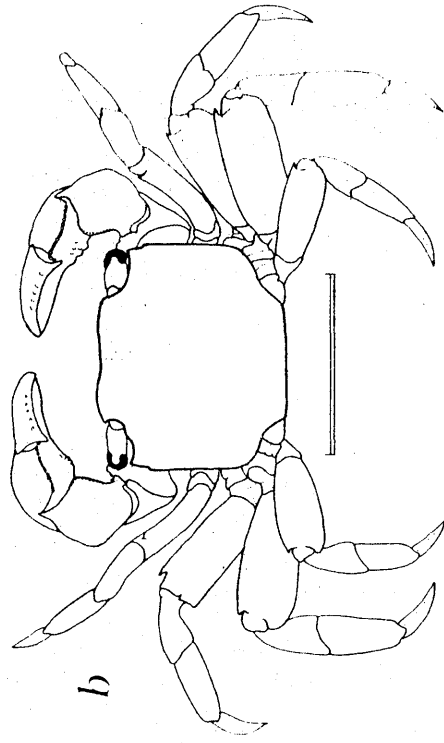
a. dorsal view (male)

(after Chace and Hobbs, 1969)

Sesarma reticulatum

b. dorsal view

(from Abele, in manuscript)



Aratus pisonii

a. dorsal view (male)

(after Chace and Hobbs, 1969)

Cyclograpsus integer

b. dorsal view (male)

(after Chace and Hobbs, 1969)

Geograpsus lividus

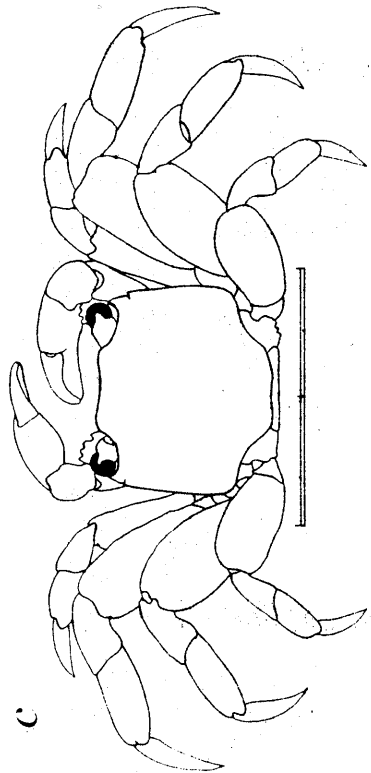
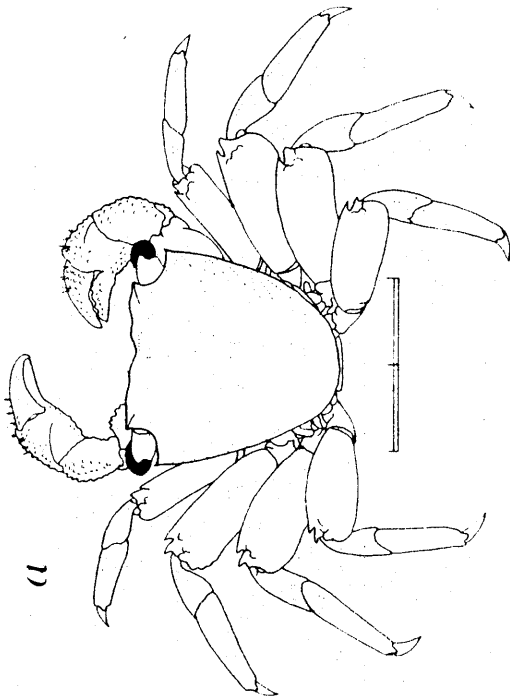
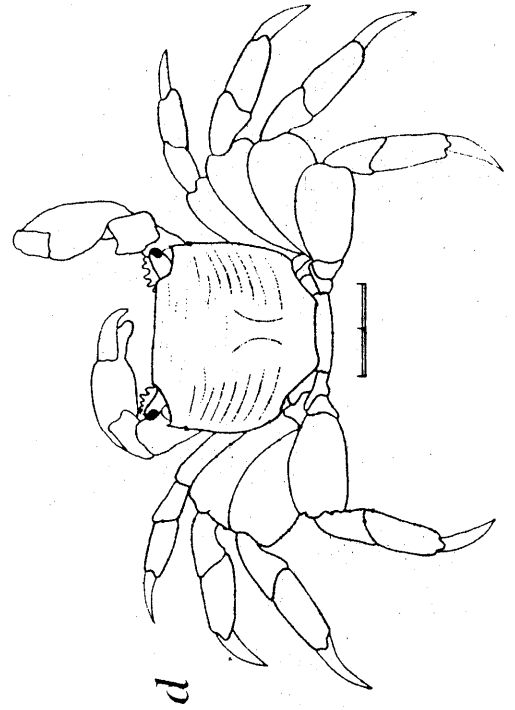
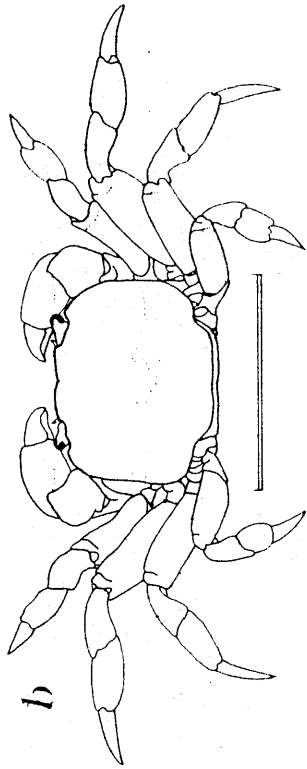
c. dorsal view (male)

(after Chace and Hobbs, 1969)

Goniopsis cruentata

d. dorsal view (male)

(after Chace and Hobbs, 1969)



Grapsus grapsus

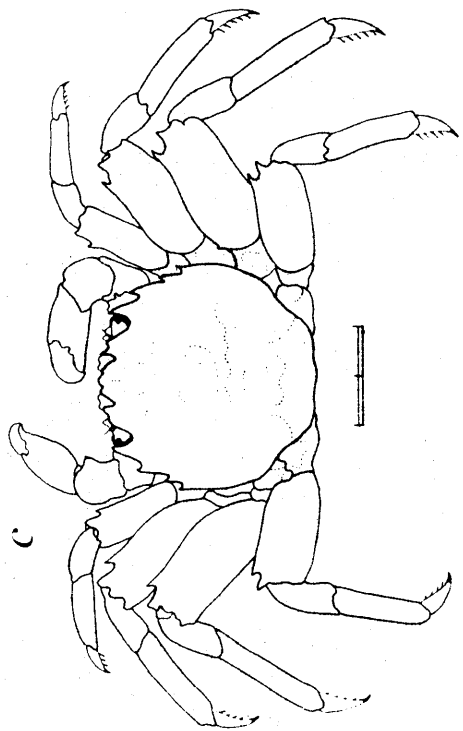

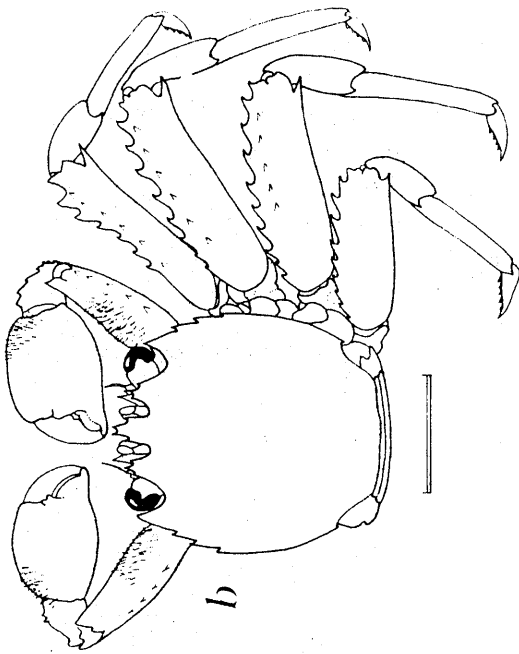
- a. dorsal view (male)
(after Chace and Hobbs, 1969)

Percnon gibbesi

- b. dorsal view (male)
(after Williams, 1984)

Plagusia depressa

- c. dorsal view (male)
(after Chace and Hobbs, 1969)

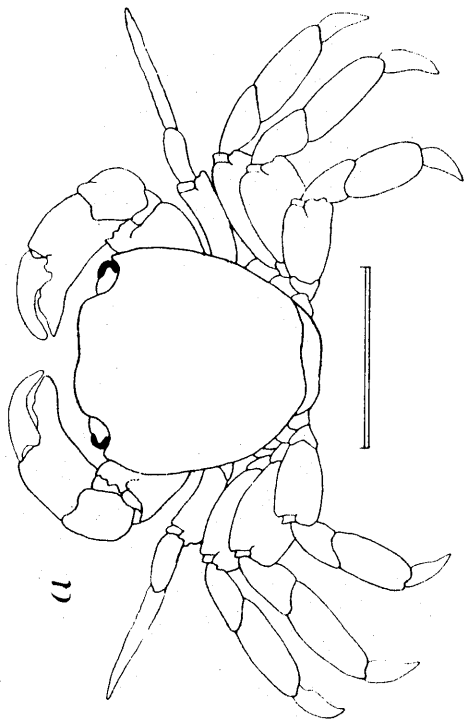
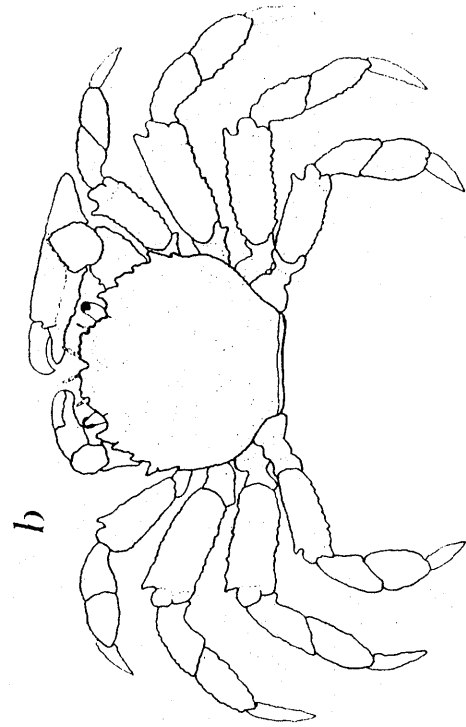


Planes minutus

a. dorsal view (male)
(after Williams, 1984)

Platychirograpsus spectabilis

b. dorsal view (male)
(after Rathbun, 1918; as *P. typicus*)



Family Pinnotheridae

Key to genera and species
[Based on Rathbun, 1918, and Williams, 1984]

1. Dactyli of first, second, and third walking legs bifurcate..... *Dissodactylus*
Dactyli of walking legs simple, acute..... 2
2. (1) Third walking leg longest and broadest..... *Pinnixa*
Third walking leg not longest and broadest..... 3
3. (2) Walking legs diminishing in size from distinctly largest first to smallest last leg
(carapace about twice as broad as long) *Parapinnixa*
Walking legs not diminishing in size from first to last leg..... 4
4. (3) Carapace with 2 longitudinal, impressed lines leading back from middle of upper
margin of orbit; second walking leg longest *Fabia*
Carapace without 2 longitudinal, impressed lines leading back from middle of upper
margin of orbit; second and third walking legs nearly equal in length 5
5. (4) Dactylus of third maxilliped very small and inserted at end of propodus.....
..... *Orthoheres strombi*
Dactylus of third maxilliped stiliform and inserted on inner side of propodus..... 6
6. (5) Buccal mass subquadrate; carapace somewhat orbicular and either smooth and
membranous or firm and covered with short pile *Pinnotheres*
Buccal mass subtriangular; carapace firm, smooth..... *Pinnaxodes floridensis*

Genus *Dissodactylus* Smith, 1870

Key to species
[Based on Rathbun, 1918]

1. Dactylus of fourth walking leg bifurcate, as in other pairs; carapace covered with numerous transverse ridges; anterolateral margin dentate *D. rugatus*
- Dactylus of fourth walking leg simple, not bifurcate; carapace with no more than one dorsal ridge on each side; anterolateral margin entire, non-dentate 2
2. (1) Dorsal ridge transverse..... *D. stebbingi*
- Dorsal ridge oblique 3
3. (2) Secondary spines of dactyli of walking legs 1, 2, and 3 minute and remote from primary spine 4
- Secondary spines of dactyli of walking legs 1, 2, and 3 of good size..... 5
4. (3) Propodus of third maxilliped widening slightly distally; outer two-thirds of distal margin truncate *D. borradalei*
- Propodus of third maxilliped not widening distally; distal margin rounded.....
..... *D. primitivus*
5. (3) Dactyli of walking legs 1, 2, and 3 bifurcate half way to their bases.... *D. mellitae*
- Dactyli of walking legs 1, 2, and 3 bifurcate less than half way to their bases.....
..... *D. crinitichelis*

Genus *Fabia* Dana, 1851

Key to females of species
[Adapted from Cobb, 1973]

- Third pereopod longer on right than on left side; transverse sulcus across frontal region *F. byssoniae*
- Third pereopods equal in size; no transverse sulcus across frontal region.....
..... *F. tellinae*

Genus *Parapinnixa* Holmes, 1894

Key to species
[Adapted from Williams, 1984]

- Carapace less than twice as wide as long..... *P. bouvieri*
Carapace more than twice as wide as long..... *P. hendersoni*

Genus *Pinnixa* White, 1846

Key to species
[Based on Williams, 1984]

1. Dorsal surface of carapace with four prominent transverse ridges.....
..... *P. leptosynaptae*
Dorsal surface of carapace without four transverse ridges..... 2
2. (1) Posterior part of carapace with conspicuous, sharp, transverse ridge extending
uninterruptedly from side to side 3
Posterior part of carapace without transverse ridge or with ridge falling well short
of lateral margin of carapace 4
3. (2) Carapace less broad, width-length ratio 2.5; lateral angles less acutely produced;
third walking leg proportionately heavier, length-width ratios of merus and
propodus 2.2 and 1.6 respectively, with no dense pubescence on posterior margin;
female without rudimentary proximal tooth above immovable finger *P. chacei*
Carapace more broad, width-length ratio 2.85; lateral angles more acutely produced;
on third walking leg, length-width ratios of merus and propodus 2.9 and 1.8
respectively, with rather dense pubescence on posterior margin; female with
rudimentary proximal tooth above immovable finger *P. cristata*
4. (2) Chela with inner margin of dactylus not smoothly bent 90° at 1/4 to 1/2 distance
from its proximal end when flexed 5
Chela with inner margin of dactylus smoothly bent 90° at 1/4 to 1/2 distance from
its proximal end (adult male with dactylus flexed) 10
5. (4) Immobile finger of chela with prehensile edge variously toothed, merging with
lower margin at tip 6
Immobile finger of chela with prehensile edge and lower margin connected
distally by subterminal, oblique margin (female and juvenile male) 10

6. (5) Prehensile edge of immovable finger horizontal or inclined at less than 30° angle... 7
 Prehensile edge of immovable finger inclined at more than 40° angle (juvenile male).
 10
7. (6) Third walking leg with greatest length of merus more than twice greatest width,
 posterodistal end of ischium prolonged into stout curved spine (may be lacking in
 juvenile) *P. retinens*
- Third walking leg with greatest length of merus less than twice greatest width,
 ischium lacking stout curved spine 8
8. (7) Outer surface of chela with numerous scattered granules and long hairs above mid-
 horizontal row of granules; upper margin of dactylus bearing numerous long hairs ..
 *P. floridana*
- Outer surface of chela with few, if any, granules; few short hairs (mainly on
 immovable finger and upper margin of dactylus) 9
9. (8) Third walking leg with posterior surface of merus not deeply excavate behind
 smoothly beaded posterior margin *P. cylindrica*
- Third walking leg with posterior surface of merus deeply excavate behind nearly
 entire length of laminate and strongly beaded or tuberculate posterior margin
 *P. lunzi*
10. (4) Third walking leg with greatest length of propodus twice or more than twice its
 greatest width 11
- Third walking leg with greatest length of propodus less than twice its greatest width.
 12
11. (10) Third walking leg with inferoposterior margin of merus coarsely granulated or
 toothed (may be concealed by hair) juvenile..... *P. chaetoptera*
- Third walking leg with inferoposterior margin of merus finely toothed or granular...
 *P. sayana*
12. (10) Single bilobed cardiac ridge present..... *P. pearsei*
- Two short ridges on cardiac region..... *P. chaetoptera*

Genus *Pinnotheres* Bosc, 1801-1802

Key to females of species (except for *P. hemphilli*)
[Adapted from Rathbun, 1918]

1. Palp of outer (third) maxilliped large, nearly or quite half as large as merus..... *P. maculatus*
- Palp of outer maxilliped small, not nearly half as large as merus..... 2
2. (1) Carapace wider than long..... *P. ostreum*
- Carapace as long as or longer than wide..... 3
3. (2) Dactyli of all walking legs similar, falcate..... *P. shoemakeri*
- Dactylus of fourth walking leg of shape different from others, almost straight, except for slender, curved, horny tip *P. moseri*

Key to males of species (except for *P. moseri*)
[Adapted from Rathbun, 1918]

1. Carapace wider than long..... 2
- Carapace as long as or longer than wide..... 3
2. (1) Carapace octagonal; sternum sharply cristate..... *P. hemphilli*
- Carapace suborbicular; sternum not sharply cristate..... *P. ostreum*
3. (1) Postlateral portion of branchial region inclined abruptly in steep plane, oblique to dorsal surface of carapace, in which it forms reentering angle *P. shoemakeri*
- Branchial region gradually inclined downward toward margin; carapace with 4 large, persistent, white spots *P. maculatus*

Dissodactylus rugatus

- a. dorsal view (female type)
- b. right cheliped, external view
- c. endopod of right outer (third) maxilliped (female type)
- d. dactylus of walking leg

(after A. Milne Edwards and Bouvier, 1923)

Dissodactylus stebbingi

- e. left outer (third) maxilliped (holotype male)
- (after Rathbun, 1918)

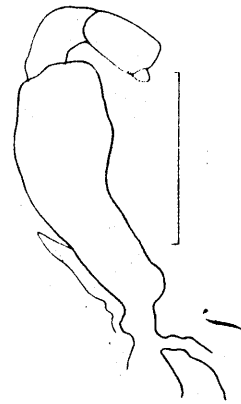
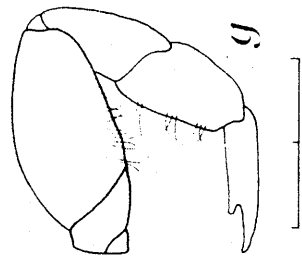
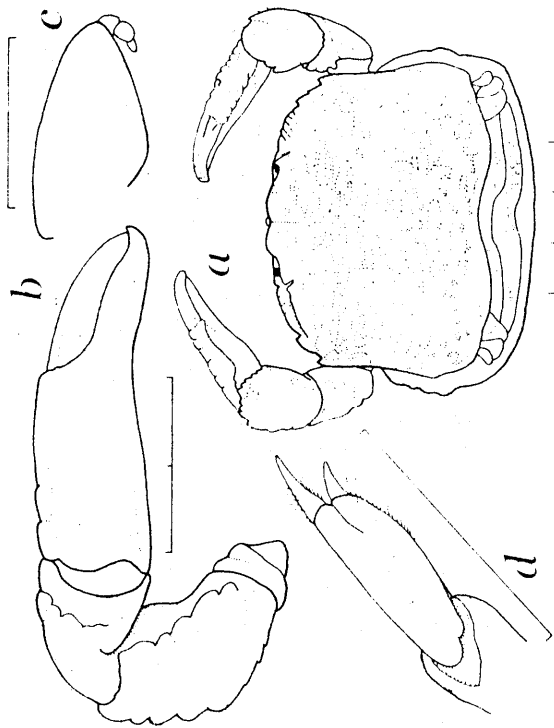
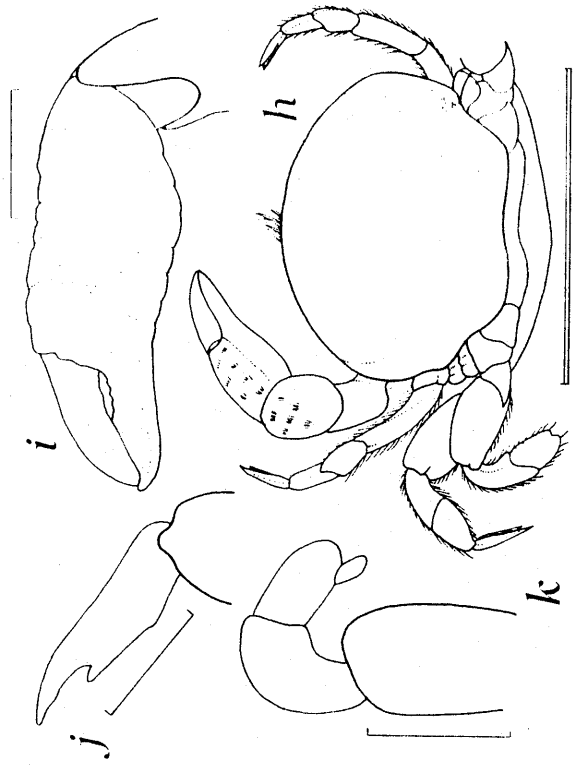
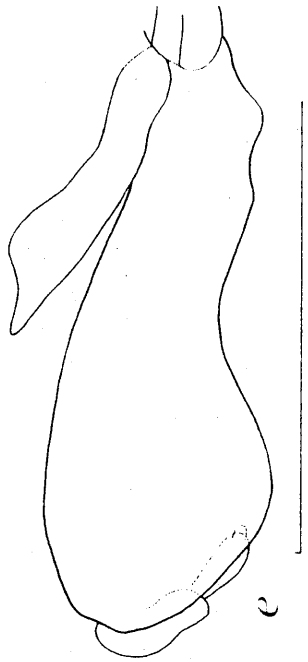
Dissodactylus borradalei

- f. right outer (third) maxilliped (female)
 - g. walking leg
- (after Rathbun, 1918)

Dissodactylus primitivus

- female type:
- h. dorsal view
- i. left chela, external view
- j. dactylus of left second walking leg, external view
- k. endopod of right outer (third) maxilliped

(after A. Milne Edwards and Bouvier, 1923)



Dissodactylus mellitae

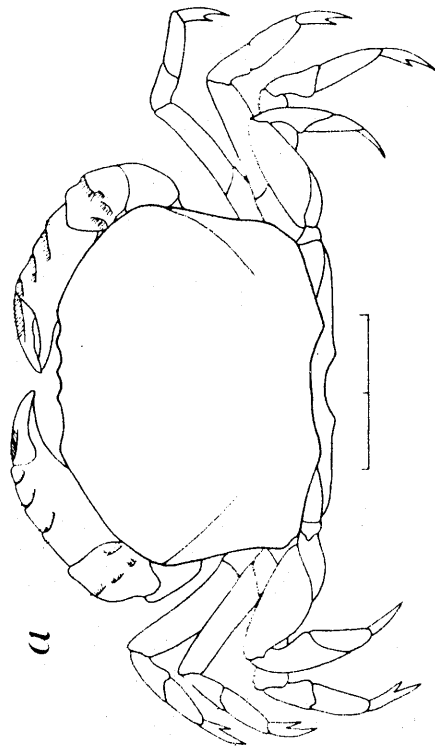
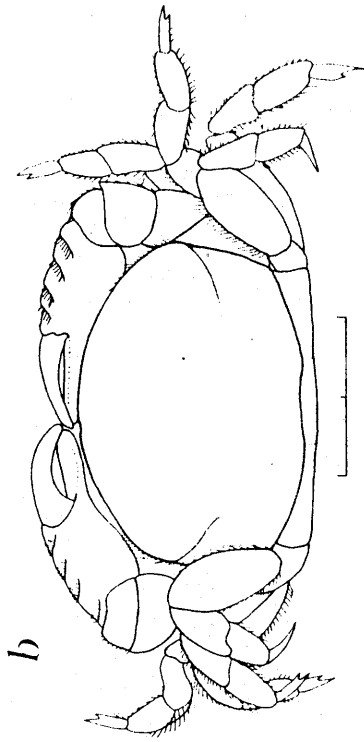
a. dorsal view

(after Williams, 1984)

Dissodactylus crinitichelis

b. dorsal view (male)

(after Williams, 1984)

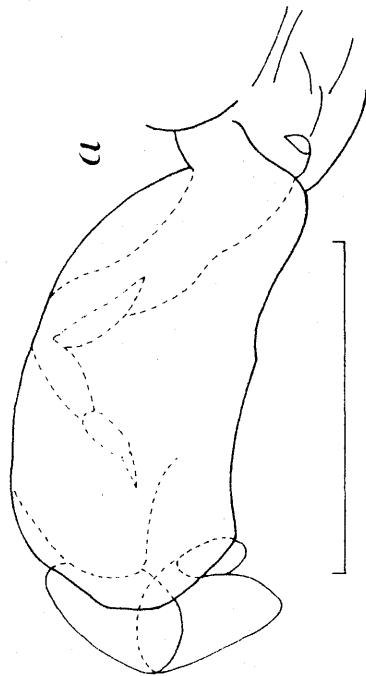
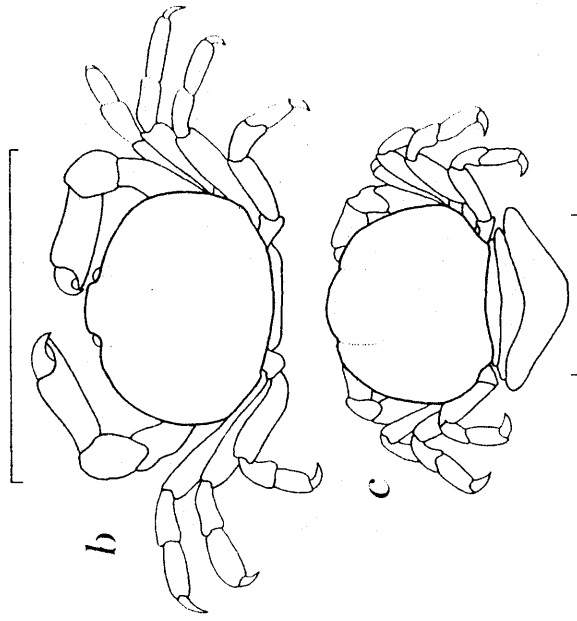


Fabia byssomiæ

- a. left outer (third) maxilliped (female)
(after Rathbun, 1918)

Fabia tellinæ

- b. dorsal view (paratype male)
c. dorsal view (paratype female)
(after Cobb, 1973)

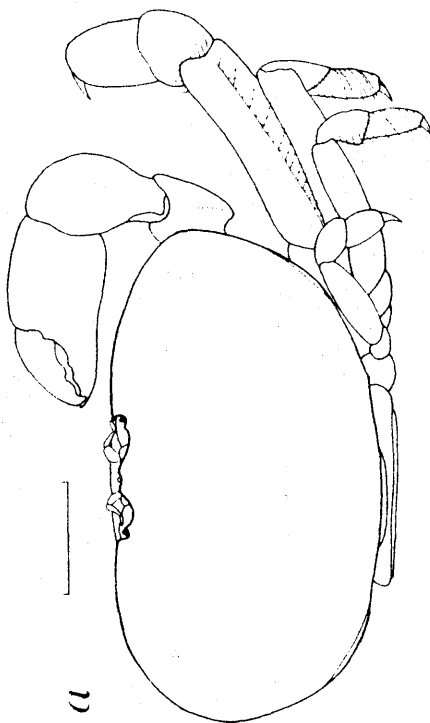
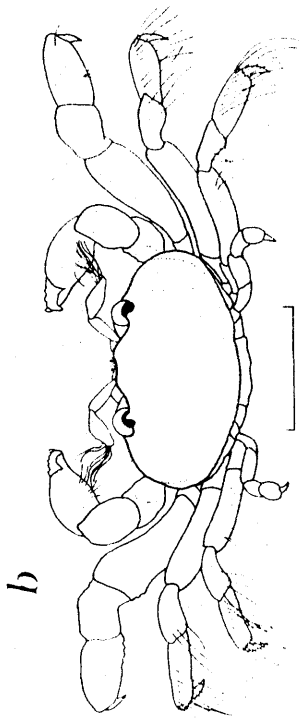


Parapinnixa bouvieri

a. dorsal view (ovigerous female)
(after Williams, 1984)

Parapinnixa hendersoni

b. dorsal view (female)
(after drawing at SI-NMNH)



Pinnixa leptosynaptae

- a. dorsal view (holotype male)
(after Wass, 1968)

Pinnixa chacei

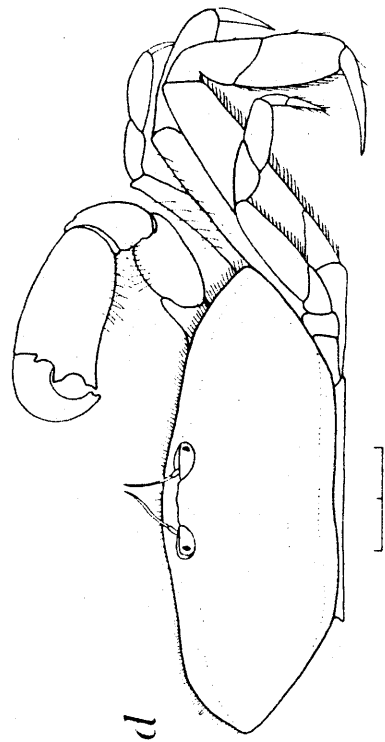
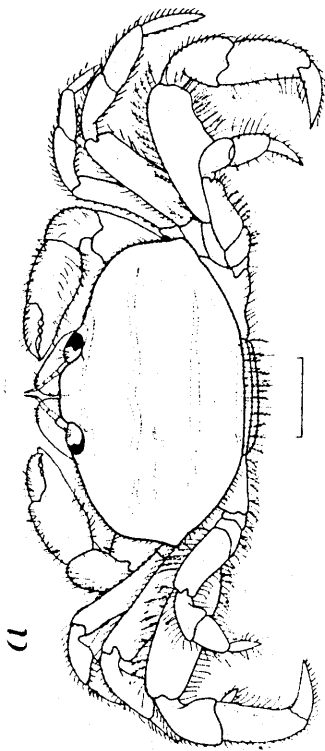
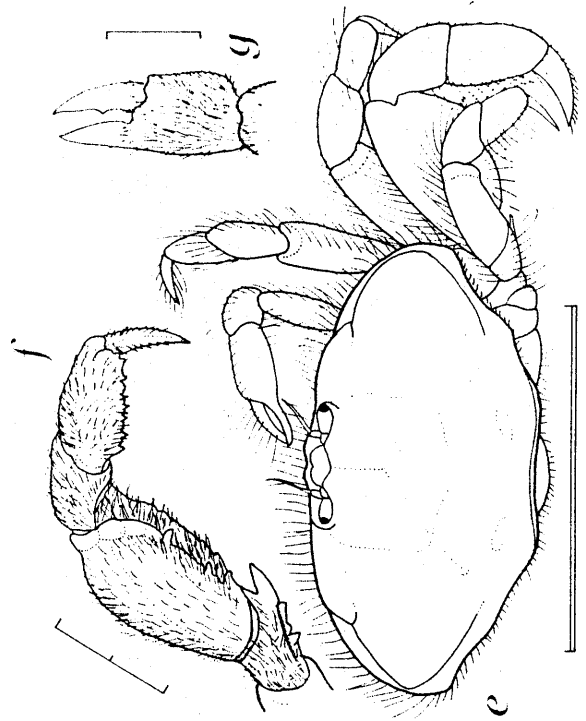
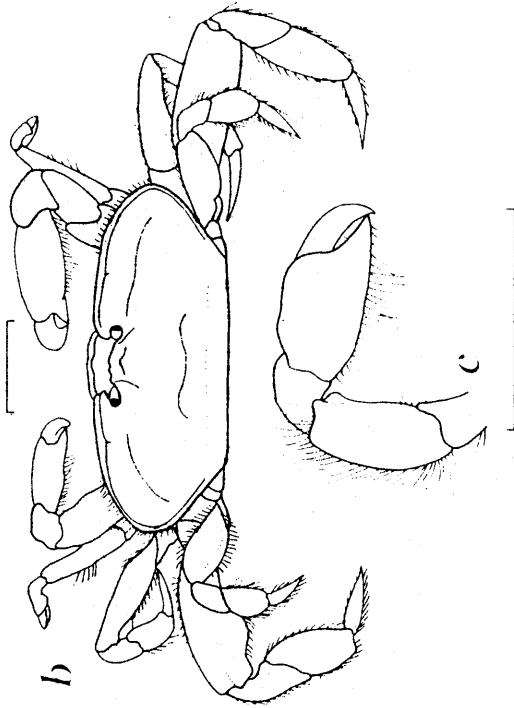
- b. dorsal view (holotype male)
c. right cheliped (holotype female)
(after Wass, 1955)

Pinnixa cristata

- d. dorsal view (male)
(after Williams, 1984)

Pinnixa retinens

- e. dorsal view (female)
f. third walking leg (holotype male)
g. left chela, external view (holotype male)
(after Williams, 1984)



Pinnixa floridana

female:

- a. dorsal view
 - b. left cheliped, external view
- (after Williams, 1984)

Pinnixa cylindrica

male:

- c. dorsal view
 - d. right cheliped, external view
- (after Williams, 1984)

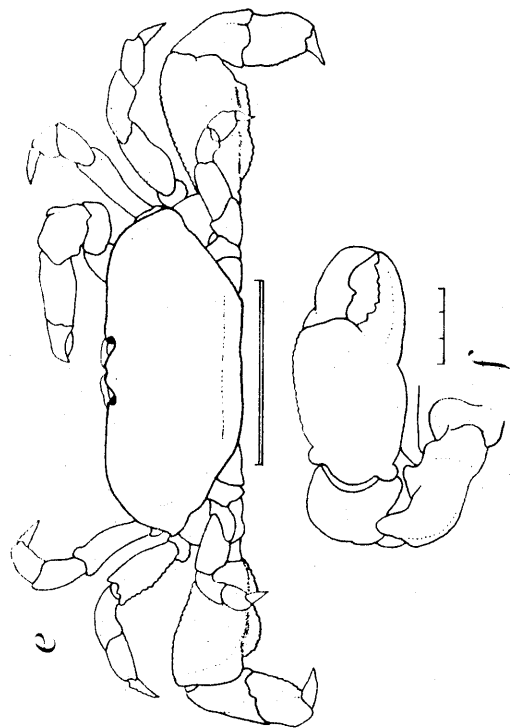
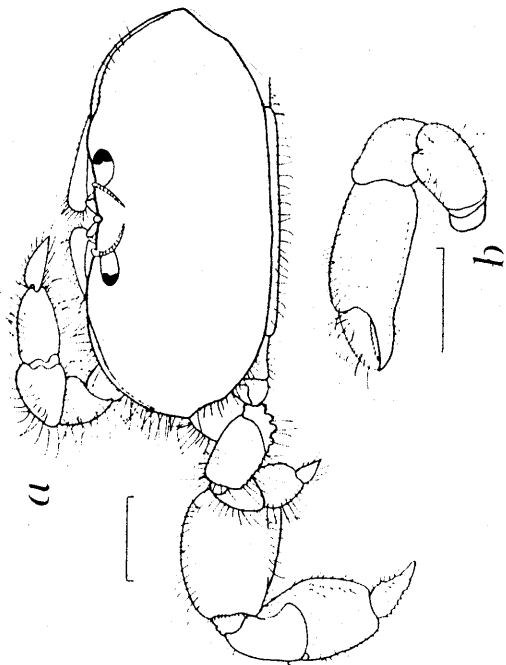
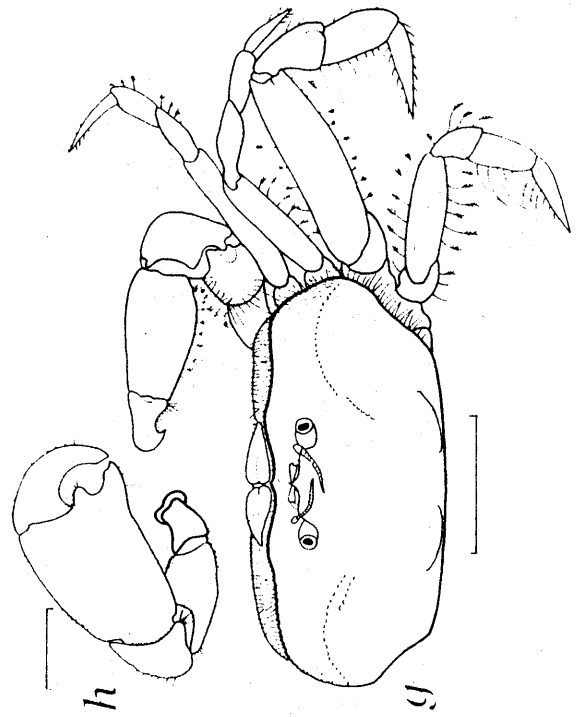
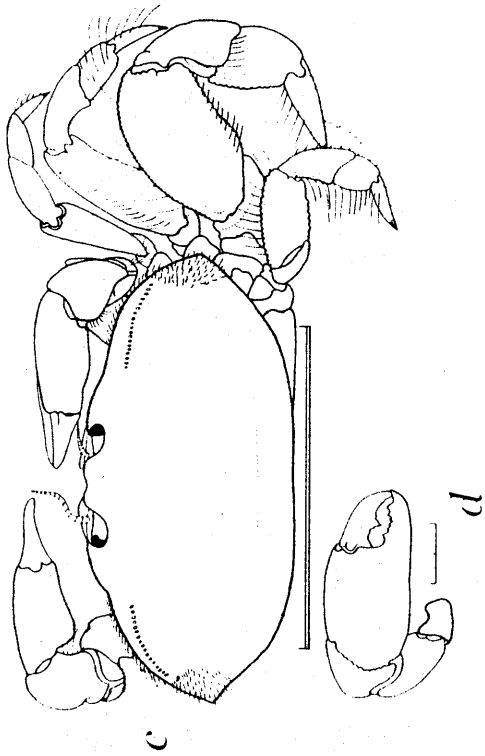
Pinnixa lunzi

- e. dorsal view (holotype male)
 - f. right cheliped, external view (male)
- (after Williams, 1984)

Pinnixa sayana

male:

- g. dorsal view
 - h. right cheliped, external view
- (after Williams, 1984)



Pinnixa pearsei

holotype male:

a. dorsal view

b. right cheliped, external view

(after Wass, 1955)

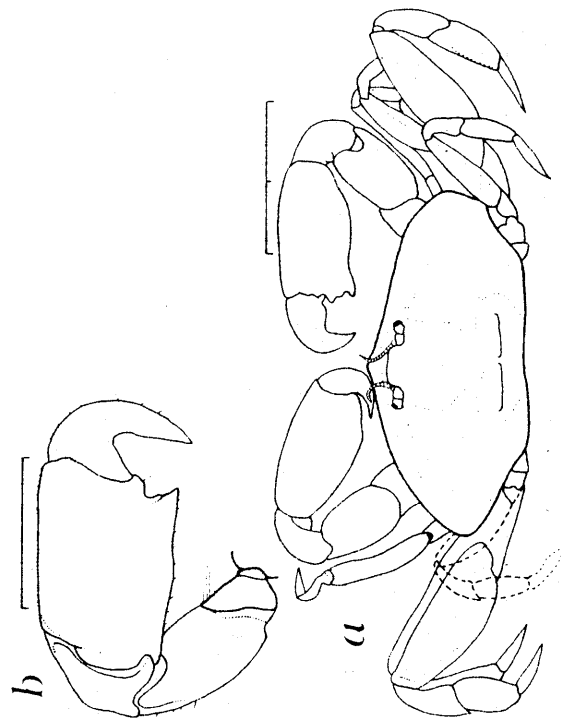
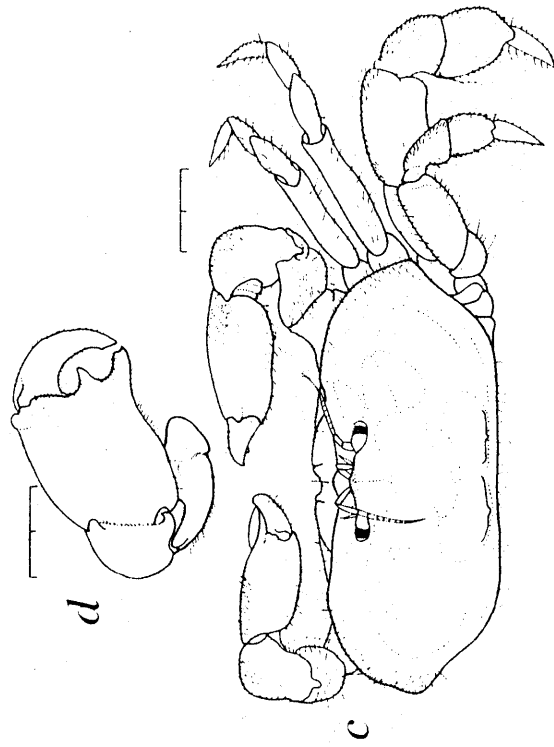
Pinnixa chaetopterana

male:

c. dorsal view

d. right cheliped, external view

(after Williams, 1984)



Pinnotheres maculatus

female:

a. dorsal view

b. left outer (third) maxilliped

(a, after Williams, 1984; b, after Rathbun, 1918)

Pinnotheres ostreum

female:

c. dorsal view

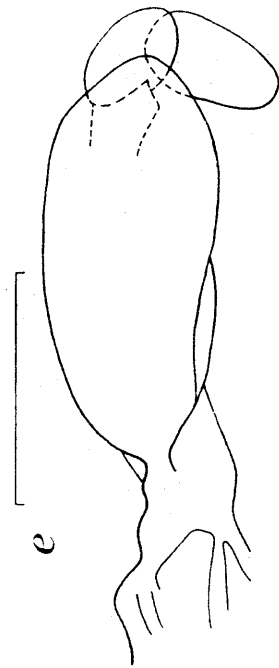
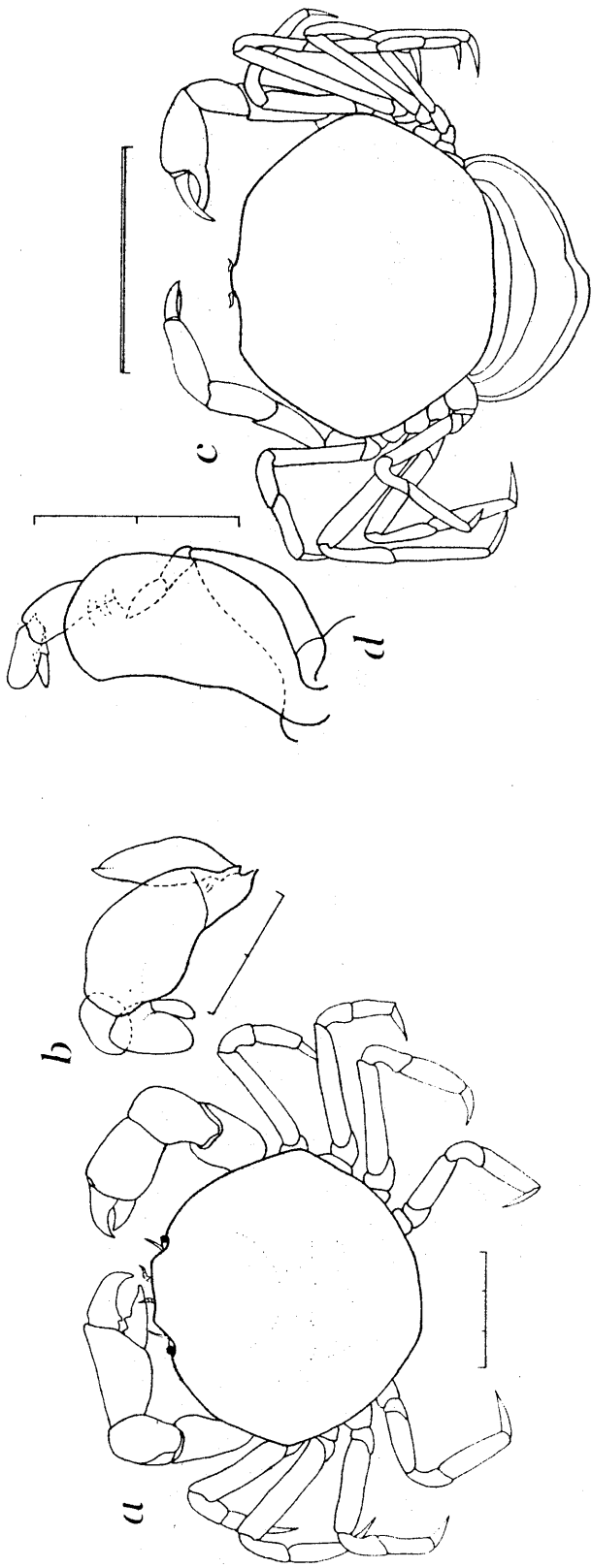
d. left outer (third) maxilliped

(c, after Williams, 1984; d, after Rathbun, 1918)

Pinnotheres moseri

e. endopod of right outer (third) maxilliped

(after Rathbun, 1918)



Pinnotheres hemphilli

holotype male:

- a. dorsal view
- b. left outer (third) maxilliped
(after Rathbun, 1918)

Pinnotheres ostreum

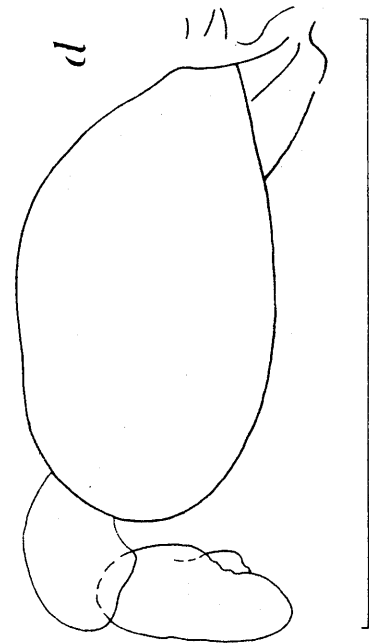
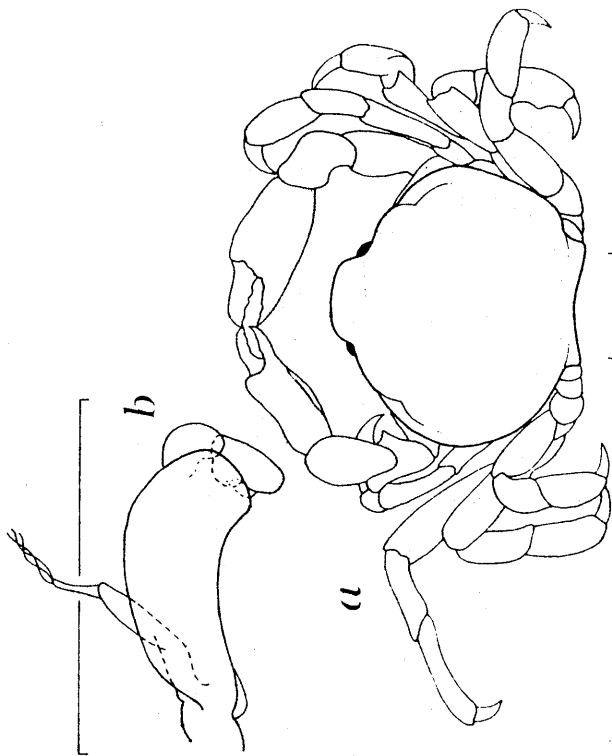

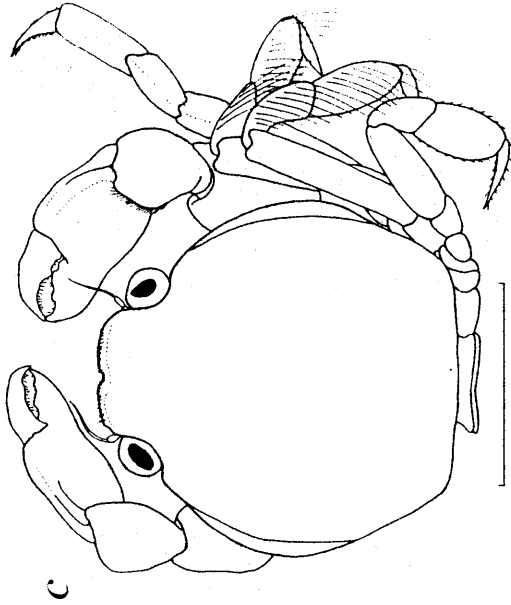
- c. dorsal view (male)
(after Williams, 1984)

Pinnotheres shoemakeri

- d. endopod of left outer (third) maxilliped
(holotype male)
(after Rathbun, 1918)

Pinnotheres maculatus

- e. dorsal view (male)
(after Williams, 1984)



Orthotheres strombi

- a. endopod of right outer (third) maxilliped
(holotype male)

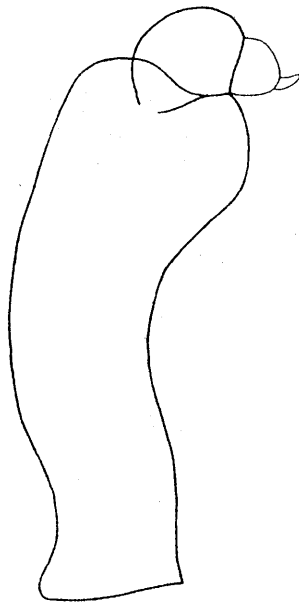
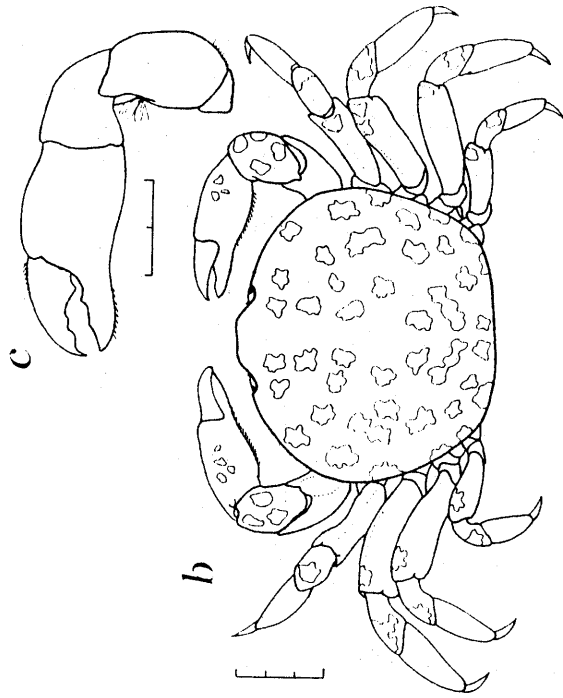
(after Rathbun, 1918)

Pinnaxodes floridensis

male:

- b. dorsal view
c. left cheliped, outer view

(after Williams, 1984)



a

Family Ocypodidae

Key to genera and species
[Based on Chace and Hobbs, 1969]

1. Fronto-orbital distance barely two-thirds of maximum carapace width; no specialized hair-fringed ventral opening between coxae of third and fourth pereopods *Ucides cordatus*

Fronto-orbital distance at least nine-tenths of maximum carapace width; specialized hair-fringed opening between coxae of third and fourth pereopods 2
2. (1) Carapace nearly subquadrate in adults, more than four-fifths as long as wide; cornea greatly swollen, occupying much more than half of extensor surface of distal segment of eyestalk; chelipeds somewhat unequal in both sexes *Ocypode quadrata*

Carapace broader, seldom more than two-thirds as long as wide; cornea occupying less than half of extensor surface of distal segment of eyestalk; one cheliped greatly enlarged in males, both chelipeds small and subequal in females *Uca*

Genus *Uca* Leach, 1814

Key to species
[Based on Crane, 1975]

1. Minor chela with gape wide, in middle at least half width of adjacent part of movable finger; opposing edges practically parallel in at least gape's proximal half and only chela tips in contact; serrations absent or at most few, minute, and irregular; male abdomen with some segments partly fused *U. leptodactyla*

Minor chela with gape narrow, in middle clearly less than half width of adjacent part of movable finger, diminishing distally; opposing edges often almost in contact except gape's base (uncommon individuals of *pugilator*); serrations distinct and regular throughout middle section; male abdomen with all segments distinct 2
2. (1) No pile on walking legs in either sex (carapace moderately arched; tip of gonopod not thick and contorted but relatively flat and narrow with two flanges and tapering inner process; female gonopore not usually large, without raised rim) 3

Ambulatory pile always present at least on second and third carpus and propodus.. 4
3. (2) Cardiac H-form with rust-red pigmentation; gonopod in male continuing to follow curvature of shaft to tip of gonopod *U. panacea*

Cardiac H-form with grey-brown pigmentation; gonopod in male diverging away from arm, causing tip of gonopod to form concave arch on side opposite arm *U. pugilator*

4. (2) Front narrow, contained at least 4.5 times in carapace breadth; palm with dorsal beaded edge above carpal cavity, not curving down around cavity's distal margin ...
..... *U. thayeri*
- Front wider, contained at most 3.5 times in carapace breadth, usually less; degree of downward curving of palm's dorsal beaded edge various 5
5. (4) Anterolateral margins practically straight, posteriorly always sharply angled; palm's dorsal beaded edge slanting only slightly downward, usually with little or no curvature 6
- Anterolateral margins convex, curving gradually into posterodorsal margins; palm's dorsal beaded edge strong, curving distinctly downward along carpal cavity's upper distal edge 7
6. (5) Spine or tooth present on inner surface of carpus; oblique ridge inside palm very prominent *U. spinicarpa*
- No spine on inner surface of carpus; oblique ridge inside palm moderately prominent *U. speciosa*
7. (5) Palm with oblique, tuberculate ridge vestigial to absent; pile in marbled pattern present over most of carapace (but often largely absent through abrasion); second and third walking legs without pile in females, with pile in males, including lower palm; gonopod tip thick, its inner process broad and truncate; female gonopore with edge unevenly raised, with three unequal tubercles *U. vocator*
- Palm with oblique, tuberculate ridge always distinct, although tubercles often in irregular rows or bands; pile on carapace absent or scanty, confined to H-form depression and, rarely, other grooves or anterolateral region, never in widely distributed marbled pattern; second and third walking legs always with pile on carpus and palm in both sexes at least dorsally; gonopod with inner process narrow, tapering; female gonopore with edge raised or not and with or without single tubercle 8
8. (7) Second and third walking legs with pile on ventral as well as dorsal sides of carpi and propodi (major chela with proximal ridge at dactylus base paralleling adjacent furrow; eyebrow strongly inclined, almost vertical; pile on ventral sides of walking carpus and propodus scanty, fragile, confined to anteroventral margins)
..... *U. longisignalis*
- Pile completely absent on lower sides of walking legs 9

9. (8) Proximal ridge at movable finger's base clearly diverging upward from adjacent groove, often either with angle ventrally or with curve throughout; center of palm always rough with tubercles of moderate size, not fine granules; tip of immovable finger never with outer subdistal crest but always with enlarged, subdistal tubercle with posterior part of edge clearly raised *U. burgersi*

Proximal ridge at movable finger's base straight, closely paralleling adjacent furrow or (*minax* only) in upper portion minutely diverging from it; center of palm various; tip of immovable finger always with outer, subdistal crest at least indicated and never with enlarged, subdistal tubercle in gape's median row; meri of walking legs various; female gonopore various 10

10. (9) Center of palm almost always finely granulate, usually appearing almost smooth, although exceptions occur; subdistal crest on outer surface of immovable finger almost always strongly developed, highest tubercle usually proximal with several others diminishing regularly toward tip; walking meri broad, dorsal margins of third and fourth clearly convex at least on one side in both sexes; apex of oblique tuberculate ridge on palm high, tubercles almost always continued little or not at all upward around carpal cavity; eyebrow only moderately inclined and usually narrower than smaller dimension of thickness of adjacent, depressed eyestalk; female gonopore with tubercle *U. rapax*

Center of palm almost always with large, sometimes flat tubercles; apex of oblique ridge low, often lower than its median section, continued or not upward around carpal cavity; crest on outer surface of immovable finger highly variable within each species in strength and form; walking meri slender in males; dorsal margins of fourth scarcely or not at all convex, broader in females; eyebrows various; female gonopore with or without small tubercle 11

11. (10) Front extremely broad, clearly more than one-third carapace breadth in both sexes; eyebrow wider than smaller dimension of adjacent, depressed eyestalk; oblique ridge inside palm not continued upward around carpal cavity; female carapace dorsally with antero-lateral patches of conspicuous tubercles; crab size large; in fresh male specimens joints of major cheliped bordered by red patches .. *U. minax*

Front narrower, less than one-third carapace breadth in males, about one-third in females; eyebrow almost always strongly inclined, almost vertical, narrower in males than smaller dimension of adjacent, depressed eyestalk, in females subequal to it; front always with distal margin's inner edge normally rounded; female gonopore with posterior edge slightly raised and sometimes with minute tubercle; in fresh male specimens joints of major cheliped bordered by yellow or yellow-brown *U. pugnax*

Uca leptodactyla

- a. major chela, internal view
 - b. distal portion of first pleopod (gonopod), lateral view (male)
- (a, after Crane, 1975; b, after Chace and Hobbs, 1969)

Uca panacea

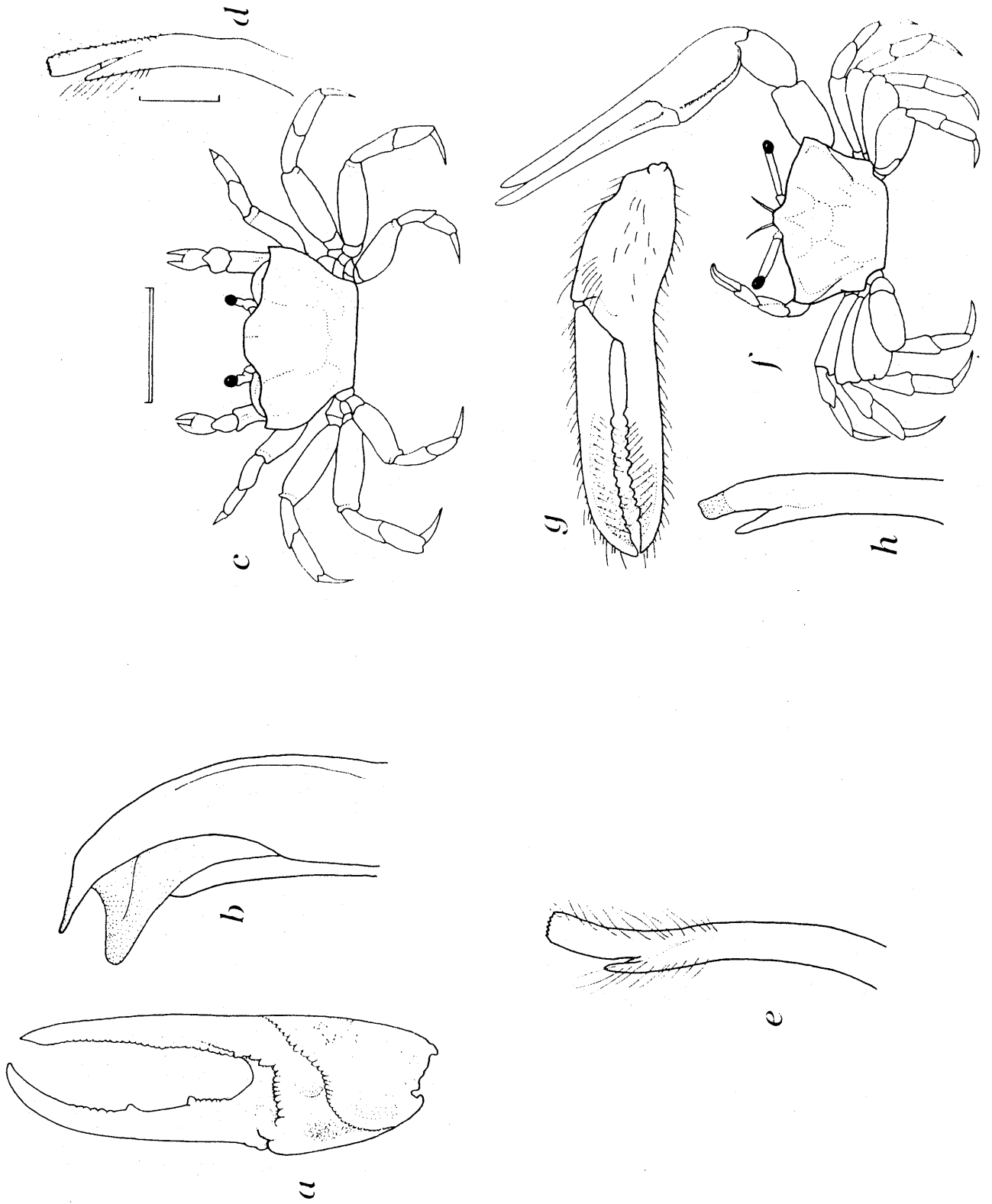
- c. dorsal view (allotype female)
 - d. distal portion of first pleopod (gonopod), anterior view (male)
- (after Novak and Salmon, 1974)

Uca pugilator

- e. distal portion of first pleopod (gonopod), anterior view (male)
- (after Novak and Salmon, 1974)

Uca thayeri

- f. dorsal view (male)
 - g. minor chela
 - h. distal portion of first pleopod (gonopod), lateral view (male)
- (f, after Rathbun 1918; g, after Crane, 1975; h, Chace and Hobbs, 1969)



Uca spinicarpa

- a. chela and carpus of major cheliped,
dorsal view

(after SI-NMNH, USNM 180207)

Uca speciosa

- b. dorsal view
c. chela and carpus of major cheliped,
dorsal view

(b, from Abele's personal drawings; c, after specimen
at SI-NMNH, USNM 113417)


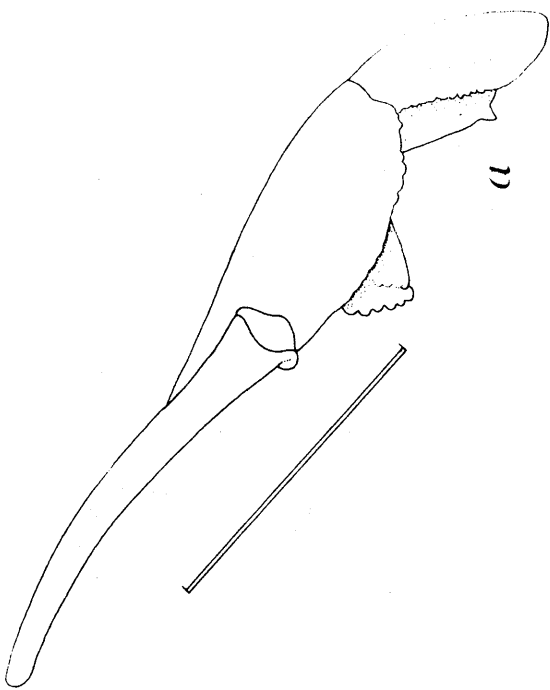
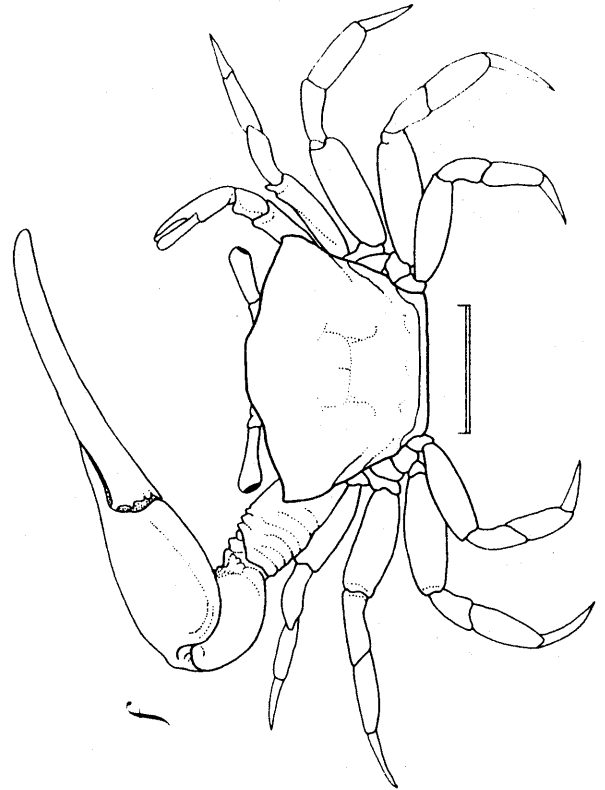
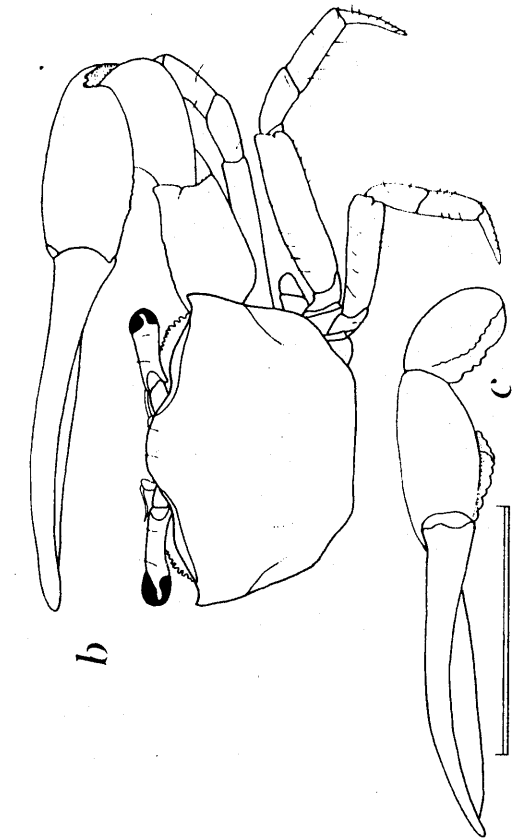
Uca vocator

- male:
d. dorsal view
e. distal portion of first pleopod (gonopod),
lateral view

(after Chace and Hobbs, 1969)

Uca longisignalis

- f. dorsal view (holotype male)
(after Salmon and Atasaides, 1968)



Uca burgersi

male:

- a. dorsal view
- b. distal portion of first pleopod (gonopod), lateral view (male)

(after Chace and Hobbs, 1969; major chela in drawing after Crane, 1975)

Uca rapax

- c. major chela, external view
- d. distal portion of first pleopod (gonopod) (male)
- e. second pereopod (male)

(c, d, after Crane, 1975; e, after Holthuis, 1959)

Uca minax

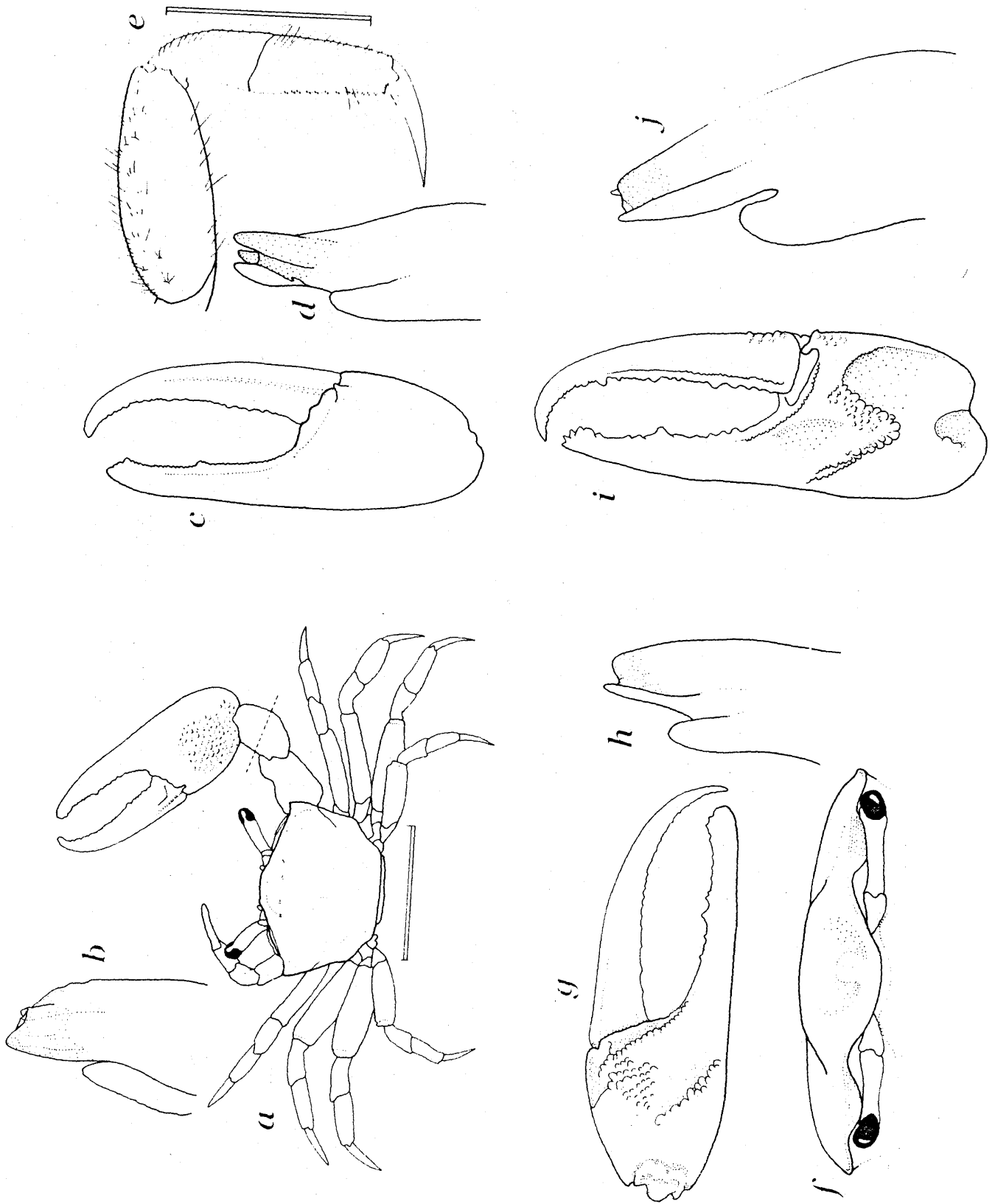
- f. anterior part, frontal view
- g. major chela, internal view
- h. distal portion of first pleopod (gonopod) (male)

(after Crane, 1975)

Uca pugnax

- i. major chela, internal view
- j. distal portion of first pleopod (gonopod) (male)

(after Crane, 1975)



Ocypode quadrata

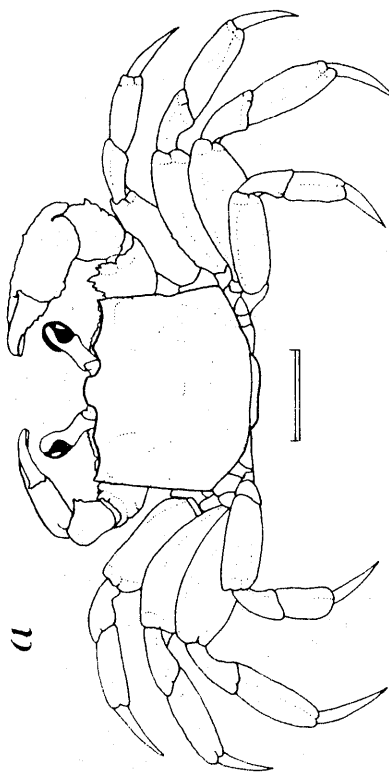
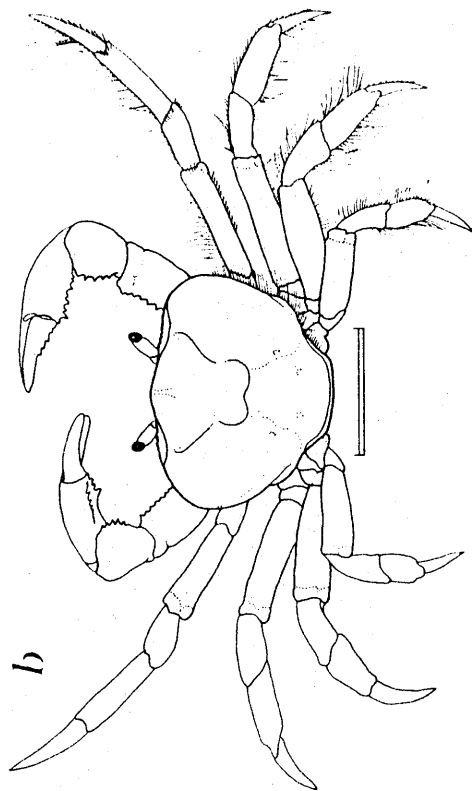
a. dorsal view (male)

(after Chace and Hobbs, 1969)

Ucides cordatus

b. dorsal view (male)

(after Chace and Hobbs, 1969)



Family Palicidae

Genus *Palicus* Phlippi, 1838

Key to species
[Adapted from Rathbun, 1918]

1. Length of second walking leg not more than twice width of carapace..... 2
 Length of second walking leg more than twice width of carapace..... 8
2. (1) Last sternal segment forming thin, laminiform crest conspicuous in dorsal view;
 carapace with 3 lateral teeth, exclusive of orbital tooth *P. sica*
 Last sternal segment not forming laminiform crest conspicuous in dorsal view.... 3
3. (2) Meri of second and third walking legs each having, at its superodistal angle, obtuse
 lobe, more or less prominent, sometimes atrophied 4
 Meri of second or second and third walking legs each having, at its superodistal
 angle, prominent lobe ending in sharp point 6
4. (3) Carapace with four lateral teeth on each side (not counting outer orbital tooth),
 diminishing in size from front to back; walking legs with 3 or 4 large teeth on
 anterior margin *P. cristatipes*
 Carapace with two lateral teeth on each side, sometimes with rudiments of third
 farther back; walking legs without large teeth on anterior margin except distal tooth .
 5
5. (4) Anterolateral teeth blunt..... *P. alternatus*
 Anterolateral teeth acute..... *P. affinis*
6. (3) Outer suborbital lobe strongly convex on anterior margin; anterolateral teeth blunt...
 *P. obesus*
 Outer suborbital lobe truncate and nearly straight on anterior margin; anterolateral
 teeth acute 7
7. (6) Outer orbital tooth pointing straight ahead; first tooth (excluding outer orbital) on
 lateral margin with posterior border curved, longer than anterior border; tubercles of
 carapace very distinct from prominences bearing them *P. dentatus*
 Outer orbital tooth with tips turned inward; first tooth (excluding outer orbital) on
 lateral margin subtriangular, borders subequal in length *P. faxoni*

8. (1) Outer suborbital lobe visible from above and almost as advanced as pterygostomial lobe; one larger lateral tooth between two smaller lobes or denticles *P. cursor*
- Outer suborbital lobe much less advanced than ear-shaped prominence formed by pterygostomial region at its anterior angle 9
9. (8) One lateral tooth and one tubercle; second walking leg 3.5 times as long as width of carapace *P. gracilis*
- Three lateral teeth; second walking leg 3 times as long as width of carapace.....
..... *P. floridana*

Palicus sica

- a. dorsal view (female)
(after Williams, 1984)

Palicus cristatipes

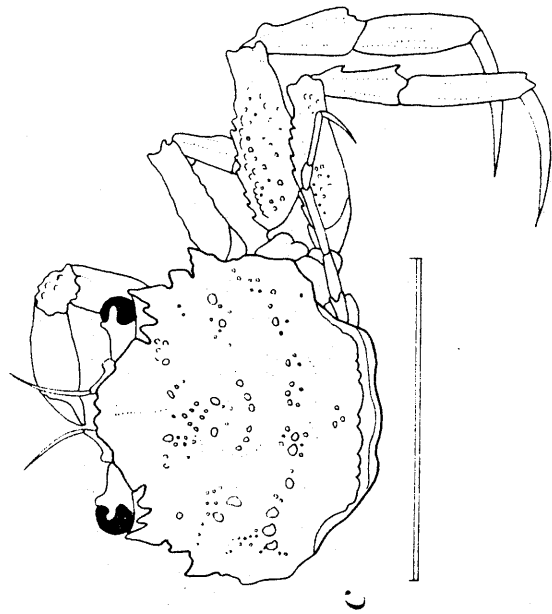
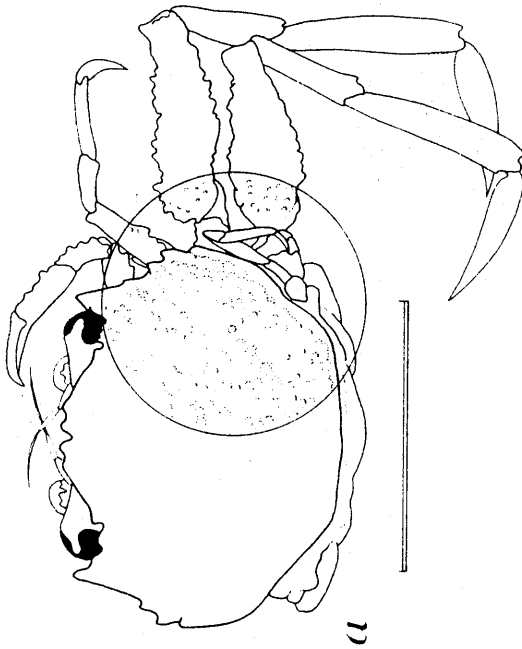
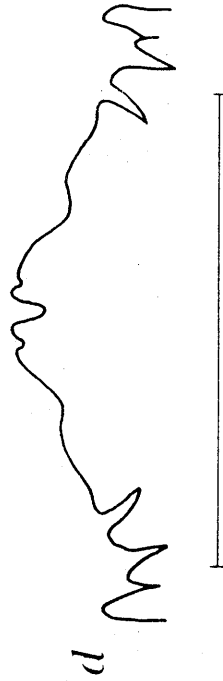
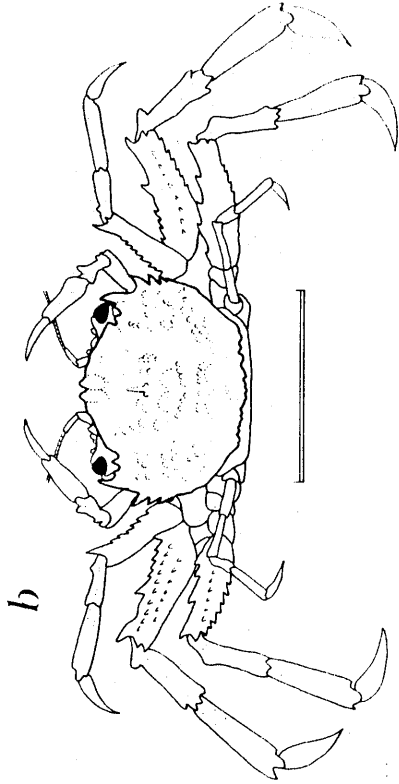
- b. dorsal view (holotype male)
(after Rathbun, 1918)

Palicus alternatus

- c. dorsal view
(after Williams, 1984)

Palicus affinis

- d. anterior part of carapace, dorsal view (male)
(after Rathbun, 1918)



Palicus obesus

- a. dorsal view (holotype immature female)
(after Rathbun, 1918)

Palicus dentatus

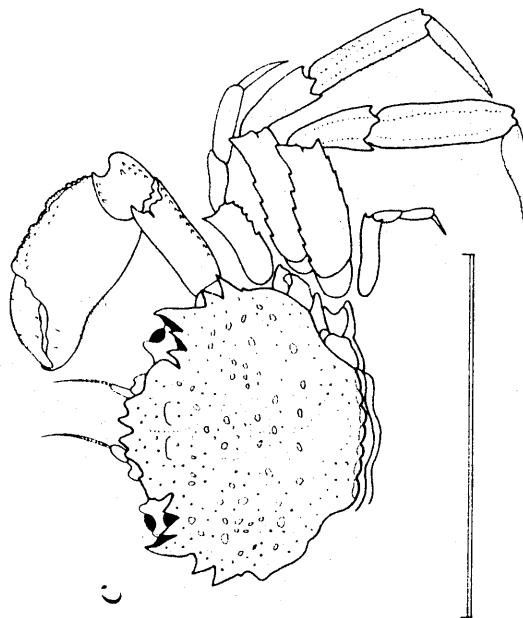
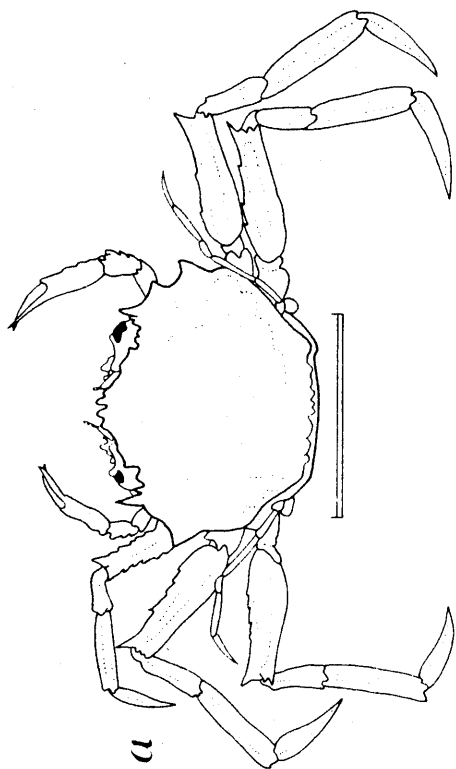
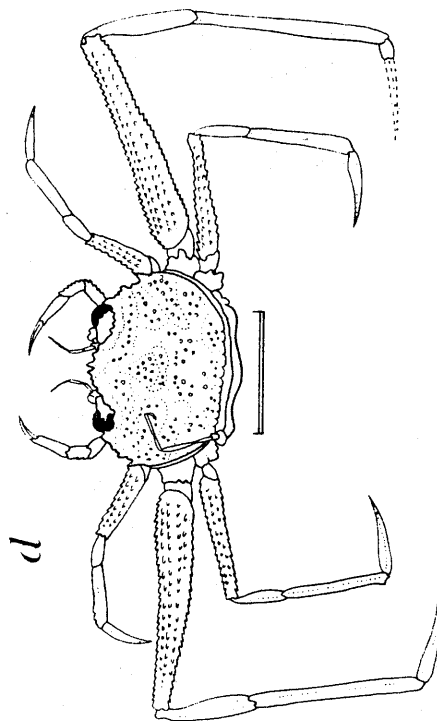
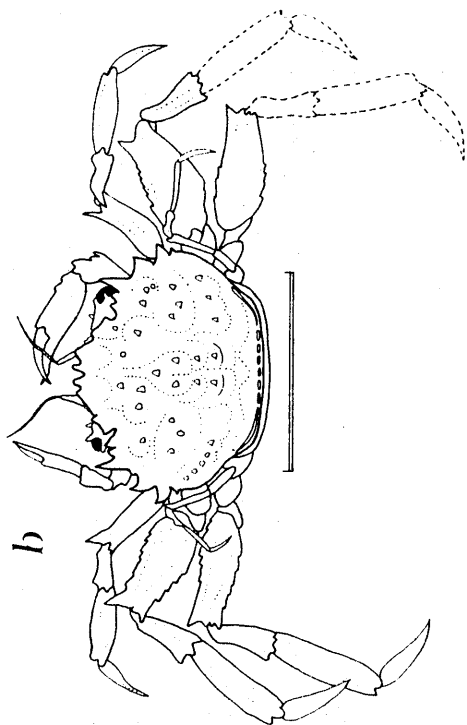
- b. dorsal view (holotype female)
(after Rathbun, 1918)

Palicus faxoni

- c. dorsal view (male)
(after Williams, 1965a)

Palicus cursor

- d. dorsal view (female)
(after Rathbun, 1918)

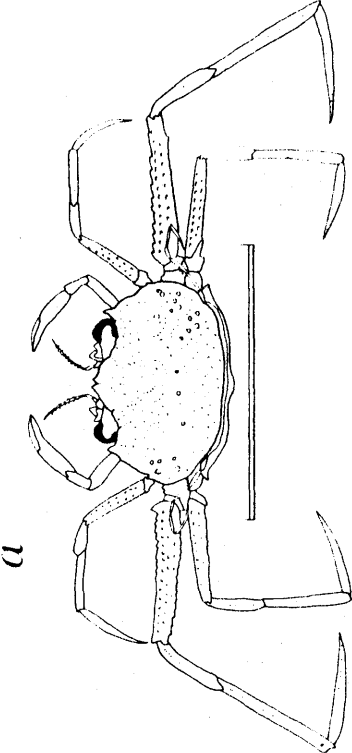
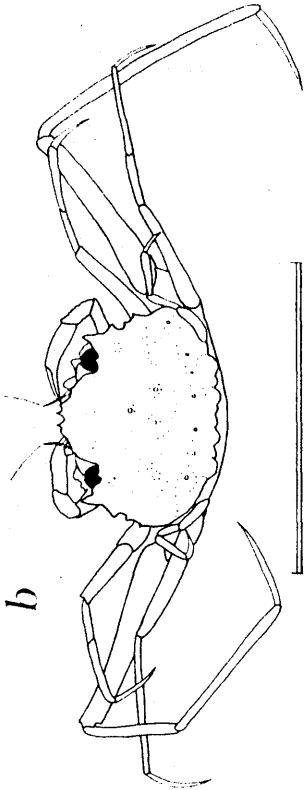


Palicus gracilis

- a. dorsal view (holotype female)
(after Rathbun, 1918)

Palicus floridana

- b. dorsal view (holotype female)
(after Rathbun, 1918)



Family Cryptochiridae

Genus *Pseudocryptochirus* Hiro, 1938

Key to species

[Based on Shaw and Hopkins, 1977]

Posterior lateral margins of carapace expanded, anterior lateral margins tuberculate; sternum with transverse rows of tubercles; inhabiting canopy-like burrows of *Agaricia fragilis* (Family Agariciidae) *P. hypostegus*

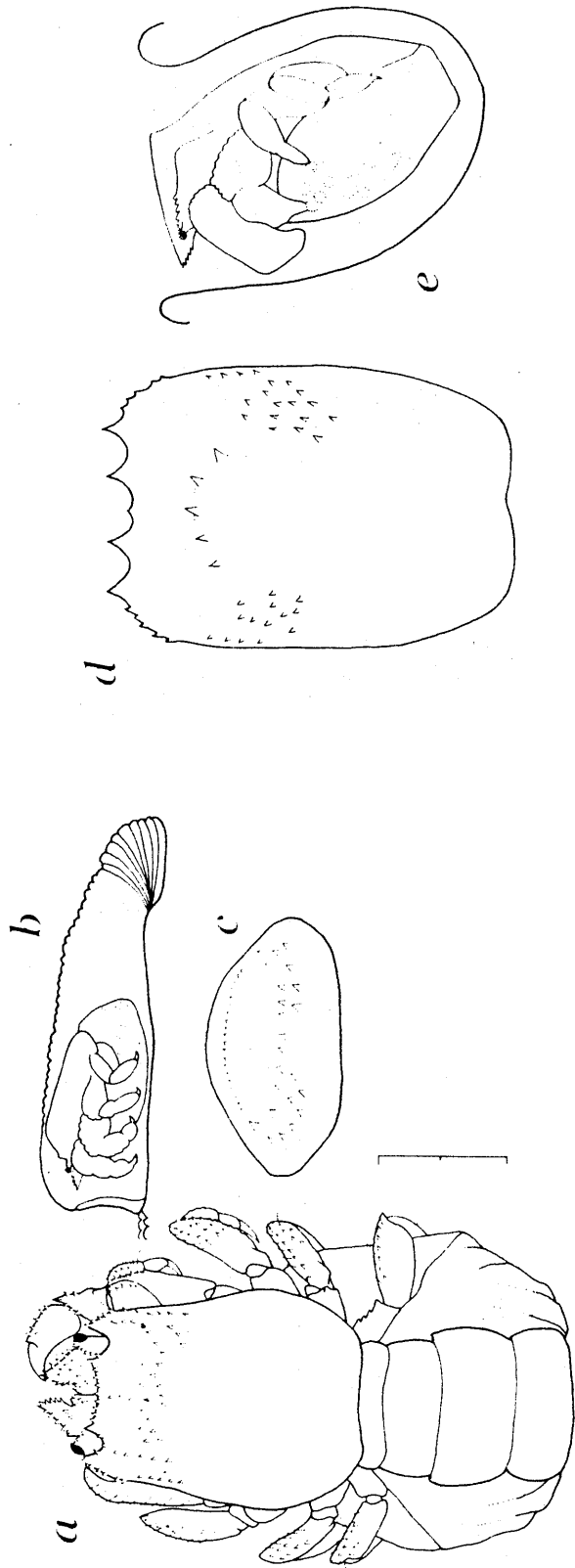
Posterior lateral margins of carapace parallel, anterior lateral margins spined; sternum without transverse rows of tubercles; inhabiting lunate pits oblique to surface of living corals of families Mussidae and Flaviidae *P. corallicola*

Pseudocryptochirus hypostegus

- a. dorsal view (holotype female)
- b. habitat in *Agaricia fragilis*
- c. sternum (paratype male)
(after Shaw and Hopkins, 1977)

Pseudocryptochirus corallicola

- d. carapace, dorsal view (female)
- e. habitat in *Scolymia lacera*
(after Shaw and Hopkins, 1977)



LITERATURE CITED

- Abele, L. G.**
 1970. The marine decapod crustacea of the northeastern Gulf of Mexico. i-v, 1-137. *M.S. thesis, Florida State University, Tallahassee.*
 1971. A new species of *Periclimenaeus* Borradaile, 1915 (Crustacea: Decapoda: Palaemonidae) from the Northeastern Gulf of Mexico. *Tulane Studies in Zoology and Botany*, 17(2):38-40.
 1972a. The status of *Sesarma angustipes* Dana, 1852, *S. trapezium* Dana, 1852 and *S. miersii* Rathbun, 1897 (Crustacea: Decapoda: Grapsidae) in the Western Atlantic. *Caribbean Journal of Science*, 12(3-4): 165-170.
 1972b. A reevaluation of the *Neopanope texana-sayi* complex with notes on *N. packardii* (Crustacea: Decapoda: Xanthidae) in the Northwestern Atlantic. *Chesapeake Science*, 13(4): 263-271.
 1972c. Introductions of two freshwater decapod crustaceans (Hymenosomatidae and Atyidae) into Central and North America. *Crustaceana*, 23(3): 209-218.
 1973. Taxonomy, distribution and ecology of the genus *Sesarma* (Crustacea, Decapoda, Grapsidae) in Eastern North America, with special reference to Florida. *The American Midland Naturalist*, 90(2): 375-386.
 1975. The Macruran Decapod Crustacea of Malpelo Island. In Graham, J. B. (ed.) *The Biological Investigation of Malpelo Island, Colombia. Smithsonian Contributions to Zoology*, 176: 69-85.
- Abele, L. G. and B. Felgenhauer.**
 1982. Eucarida. In McGraw-Hill Synopsis and Classification of Living Organisms, 2: 295-326.
- Armstrong, J. C.**
 1949. New Caridea from the Dominican Republic. *American Museum Novitates*, 1410: 1-27.
- Banner, A. H., and D. M. Banner.**
 1966. The Alpheid shrimp of Thailand. *The Siam Society Monograph series*, 3: 1-168.
- Banner, D. M., and A. H. Banner.**
 1973. The Alpheid shrimp of Australia. Part I: the lower genera. *Records of the Australian Museum*, 28(15): 291-382.
- Barnard, K. H.**
 1950. Descriptive Catalogue of South African decapod Crustacea (crabs and shrimps). *Annals of the South African Museum*, 38: 1-837, figs. 1-154.
- Bate, C. S.**
 1888. Report on the Crustacea Macrura dredged by H. M. S. Challenger during the years 1873-1876. *Report on the Scientific Results of the Voyage of H. M. S. Challenger, Zoology*, 24: xc + 942 pages, plates 1-150.
- Benedict, J. E.**
 1901. The anomuran collections made by the Fish Hawk Expedition to Porto Rico. *United States Fish Commission Bulletin*, 20(2): 129-148, plates 3-6.
 1902. Description of a new genus and forty-six new species of crustaceans of the Family Galatheidae with a list of the known marine species. *Proceedings of the United States National Museum*, 26(1311): 243-334, 47 figures.
- Biffar, T. A.**
 1970. Three new species of callianassid shrimp (Decapoda, Thalassinidea) from the western Atlantic. *Proceedings of the Biological Society of Washington*, 83(3): 35-50, 3 figures.
 1971a. The genus *Callianassa* (Crustacea, Decapoda, Thalassinidea) in South Florida, with keys to the western Atlantic species. *Bulletin of Marine Science*, 21(3): 637-715.
 1971b. New species of *Callianassa* (Decapoda, Thalassinidea) from the western Atlantic. *Crustaceana*, 21(3): 225-236.
- Biffar, T. A., and A. J. Provenzano Jr.**
 1972. A reexamination of *Dardanus venosus* (H. Milne Edwards) and *D. imperator* (Miers), with a description of a new species of *Dardanus* from the western Atlantic (Crustacea, Decapoda, Diogenidae). *Bulletin of Marine Science*, 22(4): 777-805.
- Boesch, D. F., and A. E. Smalley.**
 1972. A new axiid (Decapoda, Thalassinidea) from the northern Gulf of Mexico and tropical Atlantic. *Bulletin of Marine Science*, 22(1): 45-52.
- Boone, L.**
 1927. Crustacea from tropical east American Seas.

- Scientific results of the first oceanographic expedition of the "Pawnee" 1925. *Bulletin of The Bingham Oceanographic Collection*, 1(2): 1-147.
- Bousfield, E. L.**
1956. Studies on the shore Crustacea collected in eastern Nova Scotia and Newfoundland, 1954. *Annual Report of the National Museum of Canada for the Fiscal Year 1954-55*, **Bulletin 142**: 127-152.
- Bousfield, E. L., and D. R. Laubitz.**
1972. Station lists and new distributional records of littoral marine invertebrates of the Canadian Atlantic and New England regions. *National Museum of Natural Sciences Publications in Biological Oceanography*, 5: 1-51.
- Bousfield, E. L., and A. H. Leim.**
1960. The fauna of Minas Basin and Minas Channel. *National Museum of Canada, Bulletin 166*: 1-30.
- Bouvier, E. L.**
1925. Reports on the results of dredging, under the supervision of Alexander Agassiz, in the Gulf of Mexico (1877-78), in the Caribbean Sea (1878-79), and along the Atlantic Coast of the U. S. (1880), by the U. S. Coast Survey Steamer "Blake". *Memoirs of the Museum of Comparative Zoology at Harvard College*, 47(5): 400-472, plates 3-10.
- Bowman, T. E., and L. G. Abele.**
1982. Classification of the Recent Crustacea. In L. G. Abele, ed., Systematics, the fossil record, and biogeography. Pp. 1-27. *The Biology of Crustacea*, 1.
- Bowman, T. E., and J. C. McCain.**
1967. Distribution of the planktonic shrimp, *Lucifer* in the Western North Atlantic. *Bulletin of Marine Science*, 17(3): 660-671.
- Bruce, A. J.**
1974. On *Lyasmata grabhami* (Gordon), a widely distributed tropical hippolytid shrimp (Decapoda, Caridea). *Crustaceana*, 27(1): 107-109.
1975. On the occurrence of *Discias atlanticus* Gurney, 1939 in the western Indian Ocean (Decapoda, Caridea). *Crustaceana*, 29(3): 301-305.
- Burkenroad, M. D.**
1934. The Penaeidea of Louisiana with a discussion of their world relationships. *Bulletin of the American Museum of Natural History*, 68(2): 61-143.
1936. The Aristaeinae, Solenocerinae and pelagic Penaeinae of the Bingham Oceanographic Collection. *Bulletin of the Bingham Oceanographic Collection*, 5(2): 1-151.
- Burukovskii, R. N.**
1983. Key to shrimps and lobsters. Russian Translation, Series 5, 174 pages, 189 figures, A. A. Balkema, Rotterdam.
- Camp, D. K., N. H. Whiting, and R. E. Martin**
1977. Nearshore marine ecology at Hutchinson Island, Florida: 1971-1974. V. Arthropods. *Florida Marine Research Publication*, 25: 1-63.
- Cerame-Vivas, M. J., A. B. Williams, and I. E. Gray.**
1963. New decapod crustacean records for the coast from the North Carolina. *Crustaceana*, 5(2): 157-160.
- Chace, F. A., Jr.**
1939. Reports on the scientific results of the first Atlantis expedition to the West Indies, under the joint auspices of the University of Havana and Harvard University. Preliminary descriptions of one new genus and seventeen new species of decapod and stomatopod Crustacea. *Memorias de la Sociedad Cubana de Historia Natural*, 13(1): 31-54.
1940a. The Bathypelagic Caridean Crustacea. Part IX In Plankton of the Bermuda Oceanographic Expeditions. IX. The bathypelagic Caridean Crustacea. *Zoologica* (New York), 25(2): 117-209, 64 figures
1940b. Reports on the scientific results of the Atlantis expeditions to the West Indies, under the joint auspices of the University of Havana and Harvard University. The brachyuran crabs. *Torreia*, (Havana), 4: 1-67.
1942a. Six new species of decapod and stomatopod Crustacea from the Gulf of Mexico. *Proceedings of the New England Zoological Club*, 19: 79-92, plates 23-38.
1942b. Reports on the scientific results of the Atlantis expeditions to the West Indies, under the joint auspices of the University of Havana and Harvard University. The Anomuran Crustacea. I. Galatheidae. *Torreia*, (Havana), 11: 1-106.
1951. The oceanic crabs of the genera *Planes* and *Pachygrapsus*. *Proceedings of the United States*

- National Museum*, 101(3272): 65-103.
1958. A new shrimp of the genus *Periclimenes* from the West Indies. *Proceedings of the Biological Society of Washington*, 71: 125-132.
1966. Decapod crustaceans from St. Helena Island, South Atlantic. *Proceedings of the U. S. National Museum*, 118(3536): 623-661, 2 plates.
1969. A new genus and five new species of shrimps (Decapoda, Palaemonidae, Pontoniinae) from the Western Atlantic. *Crustaceana*, 16(3): 251-272.
1970. A new shrimp of the genus *Lysmata* (Decapoda, Hippolytidae) from the Western Atlantic. *Crustaceana*, 19(1): 59-66, 4 figures.
1972. The shrimps of the Smithsonian-Bredin Caribbean Expeditions with a summary of the West Indian shallow-water species (Crustacea, Decapoda: Natantia). *Smithsonian Contributions to Zoology*, 98: x + 179 pages, 61 figures.
1976. Shrimps of the pasiphaeid genus *Leptochela* with descriptions of three new species (Crustacea: Decapoda: Caridea). *Smithsonian Contributions to Zoology*, 222: 1-51.
1984. The Caridean shrimps (Crustacea: Decapoda) of the Albatross Philippine Expedition, 1907-1910, Part 2: Families Glyphocrangonidae and Crangonidae. *Smithsonian Contribution to Zoology*, 397: iv + 63 pages, 24 figures.
1985. The Caridean shrimps (Crustacea: Decapoda) of the Albatross Philippine Expedition, 1907-1910, Part 3: Families Thalassocarididae and Pandalidae. *Smithsonian Contributions to Zoology*, 411: iv + 145 pages, 62 figures.
1986. The caridian shrimps (Crustacea: Decapoda) of the Albatross Philippine Expedition, 1907-1910, Part 4: Families Oplophoridae and Nematocarinidae. *Smithsonian Contributions to Zoology*. in press.
- Chace, F. A., Jr. and D. E. Brown.**
1978. A new polychelate shrimp from the Great Barrier Reef of Australia and its bearing on the family Bresiliidae (Crustacea: Decapoda: Caridea). *Proceedings of the Biological Society of Washington*, 91(3): 756-766.
- Chace, F. A., Jr. and H. H. Hobbs Jr.**
1969. The freshwater and terrestrial decapod crustaceans of the West Indies with special reference to Dominica. Bredin-Archbold-Smithsonian Biological Survey of Dominica. *United States National Museum Bulletin*, 292: v + 258 pages, plates 1-5.
- Christoffersen, M. L.**
1979. Decapod Crustacea: Alpheoidea. Résultats Scientifiques des Campagnes de la *Calypso*, Fascicule 11. Campagne de la *Calypso* au large des Côtes Atlantiques de l'Amérique du Sud (1961-1962). I. Number 36. *Annales de l'Institut Océanographique*, new series 55, fascicule supplement: 297-377.
- Christoffersen, M. L.**
1984. The western Atlantic snapping shrimps related to *Alpheus heterochaelis* Say (Crustacea, Caridea), with the description of a new species. *Papéis Avulsos de Zoologia, São Paulo*, 35(19): 189-208, 7 figures.
- Cobb, S. P.**
1971. A new species of *Sicyonia* (Decapoda, Penaeidae) from the Western Atlantic with notes on *S. stimpsoni* Bouvier. *Crustaceana*, 20(1): 104-111.
1973. *Fabia tellinae*, a new species of commensal crab (Decapoda, Pinnotheridae) from the northeastern Gulf of Mexico. *Crustaceana*, 25: 70-74.
- Cobb, S. P., C. R. Futch, and D. K. Camp.**
1973. The rock shrimp, *Sicyonia brevirostris* Stimpson, 1871 (Decapoda, Penaeidae). *Memoirs of the Hourglass Cruises*, 3(1): 1-38.
- Coelho, P. A.**
1964. Alguns crustáceos decápodos novos para Pernambuco e Estados vizinhos na Coleção Carcinológica do Instituto Oceanográfico da Universidade do Recife. *Ciencia e Cultura* 16(2): 255-256.
1966. Distribuição dos Crustáceos decápodos na área de Barra das Jangadas. *Trabalhos Instituto Oceanográficos, Universidade Recife, Brazil*, 5/6(for 1963-64): 159-173.
1970. Estuários e lagoas do Nordeste. Pages 49-60, in J. Vasconcelos Sobrinho. As regiões naturais do Nordeste, o meio e a civilização. Recife, Conselho do Desenvolvimento de Pernambuco, 1970.
- Coelho, P. A., and M. A. Ramos.**
1972. A constituição e a distribuição de fauna de decápodos do litoral leste da América do Sul entre as latitudes de 5 degrees NE 39 degrees S. *Trabalhos do Instituto Oceanográficos Universidad Federal, da Pernambuco Recife*, 13: 133-236.
- Cooley, N. R.**
1978. An inventory of the estuarine fauna in the

- vicinity of Pensacola Florida. *Florida Marine Research Publications*, 31: 1-119.
- Coues, E.**
1871. Notes on the natural history of Fort Macon, N. C., and vicinity. (No. 2). *Proceedings of the Academy of Natural Sciences of Philadelphia*, 23(1): 120-148.
- Coutière, H.**
1909. The American species of snapping shrimps of the *Synalpheus*. *Proceedings of the United States National Museum*, 36: 1-93.
1910. The snapping shrimps (Alpheidae) of the Dry Tortugas, Florida. *Proceedings of United States National Museum*, 37(1716): 485-487, 3 figures.
- Crane, J.**
1975. Fiddler crabs of the world. Ocypodidae: genus *Uca*. Princeton University Press, Princeton, N. J., : xxiv + 736 pages, 50 plates, 21 Maps.
- Criales, M. M.**
1980. Commensal caridean shrimps of Octocorallia and Antipatharia in Curacao and Bonaire with description of a new species of *Neopontonides*. *Studies of the fauna of Curacao and other Caribbean Islands* 61:68-85.
- Crosnier, A., and J. Forest.**
1966. Crustacés Décapodes: Alpheidae. Part 19 In Campagne de la *Calypso* dans le Golfe de Guinée et aux Iles Principe, São Tomé et Annobon (1956), et Campagne aux Iles du Cap Vert (1959). Fascicle 7, volume 27, In Résultats scientifiques des Campagnes de la "Calypso". *Annales de l'Institut Océanographique, Monaco*, 44: 199-314; 33 figures.
1973. Les crevettes profondes de L'Atlantique oriental tropical. *Faune Tropicale* (O. R. S. T. M.), 19: 409 pages, 121 figures.
- Dana, J. D.**
1852. Crustacea. In *United States Exploring Expedition during the years 1838, 1839, 1840, 1841, 1842...under the command of Charles Wilkes, U. S. N.*, 13(1): 1-1618. 685 plates.
1855. Crustacea. In *United States Exploring Expedition during the years 1838, 1839, 1840, 1841, 1842...under the command of Charles Wilkes, U. S. N.*, 13: Atlas, 1-27, pls. 1-96.
- Dardeau, M. R.**
1984. *Synalpheus* shrimps (Crustacea: Decapoda: Alpheidae). I. the Gambarelloides group, with a description of a new species. *Memoirs of the Hourglass Cruises*, 7(2): 1-125, 54 figures.
1986. Redescription of *Synalpheus scaphocaris* Coutière, 1910 (Decapoda: Alpheidae) with new records from the Gulf of Mexico. *Journal of Crustacean Biology* 6:491-496.
- Dardeau, M. R., D. L. Adkison, J. K. Shaw and T. S. Hopkins.**
1980. Notes on the distribution of four caridean shrimps (Crustacea: Decapoda) in the northeastern Gulf of Mexico. *Florida Scientist*, 43(1): 54-57.
- Dardeau, M. R., and R. W. Heard.**
1983. Crangonid shrimps (Crustacea: Caridea), with a description of a new species of *Pontocaris*. *Memoirs of the Hourglass Cruises*, 6(2): 1-39, 20 figures.
- Dawson, C. E.**
1967a. Notice of the occurrence of the alpheid shrimp *Leptalpheus forceps* Williams in the northern Gulf of Mexico. *Crustaceana*, 12(2): 224.
1967b. *Callianassa latispina* (Decapoda, Thalassinidea), a new mud shrimp from the northern Gulf of Mexico. *Crustaceana*, 13(2): 190-196, 1 figure.
- Dekay, J. E.**
1844. Zoology of New-York, or the New-York fauna; comprising detailed descriptions of all the animals hitherto observed within the state of New York, with brief notices of those occasionally found near its borders, and accompanied by appropriate illustrations. *Crustacea*, 6:1-70, plates 1-13. Carroll and Cook, Albany.
- Edmondson, C. H.**
1962. Xanthidae of Hawaii. *Occasional Papers of Bernice P. Bishop Museum, Honolulu, Hawaii*, 22(13): 215-309.
- Efford, I. E.**
1971. The species of sand crabs in the genus *Lepidopa* (Decapoda: Albuneidae). *Zoologischer Anzeiger (Leipzig)*, 186(1,2): 59-102.
1976. Distribution of the sand crabs in the genus *Emerita* (Decapoda, Hippidae). *Crustaceana*, 30(2): 169-183.
- Fausto-Filho, J.**
1975. Quinta contribuição ao inventário dos crustáceos

- decapodos marinhos do nordeste Brasileiro. *Arquivos de Ciencias do Mar*, 15(2): 79-84.
- Felder, D. L.**
1973. An annotated key to crabs and lobsters (Decapoda, Reptantia) from coastal waters of the northwestern Gulf of Mexico. *Center for Wetland Resources, Louisiana State University Sea Grant Publication, LSU-SG-73-02*: 1-103, 12 plates.
- Felder, D. L., and A. H. Chaney.**
1979. Decapod crustacean fauna of seven and one-half Fathom Reef, Texas: species composition, abundance, and species diversity. *Contributions in Marine Science*, 22: 1-29.
- Felder, D. L., and R. B. Manning.**
1986. A new genus and two new species of alpheid shrimps (Decapoda: Caridea) from south Florida. *Journal of Crustacean Biology* 6: 497-508.
- Felder, D. L., and N. N. Rabalais.**
1986. The genera *Chasmocarcinus* Rathbun and *Speocarcinus* Stimpson on the continental shelf of the Gulf of Mexico, with descriptions of two new species (Decapoda: Brachyura: Goneplacidae). *Journal of Crustacean Biology* 6:547-575.
- Fenucci, J. L.**
1975. Los cangrejos de la Familia Pinnotheridae del litoral Argentino (Crustacea, Decapoda, Brachyura). *Physis, section A*, 34(88): 165-184.
- Fontaine, B.**
1977. Note sur la presence d'une crevette tropicale et de l'un de ses stades post-larvaires dans l'Atlantique du nord-ouest. *Revue des Travaux de l'Institut des Pêches Maritimes*, 41(3): 309-314.
- Forest, J.**
1954. Sur un Pagure littoral nouveau de la Martinique, *Paguristes cadenati* sp. n. *Bulletin du Museum National d'Histoire Naturelle, Paris*. (2)26(3): 353-357, 3 figures.
1974. Les dromies de l'Atlantique Oriental. Description de *Sternodromia* gen. nov. et de deux especes nouvelles du genre *Dromia* Weber (Crustacea Decapoda Dromiidae). *Annales de l'Institut Océanographique, new series*, 50(1): 71-123, 8 plates.
- Forest, J., and M. De Saint Laurent.**
1967. Campagne de la Calypso au large des côtes Atlantiques de l'Amerique du Sud (1961-1962). 6. Crustacés- Décapodes: Pagurides. *Annales de l'Institut Océanographique*, 45(2): 47-169, 150 figures, 1 plate.
- Forest, J., and D. Guinot.**
1961. Crustacés Décapodes Brachyours de Tahiti et des Tuamotu. Expédition Française sur les Récifs Coralliens de la Nouvelle-Calédonie. *Éditions de la Fondation Singer-Polignac, Paris*, 1: ix + 195 pages, 18 plates.
- Franks, J. S., J. Y. Christmas, W. L. Siler, R. Combs, R. Waller, and C. Burns.**
1972. A study of nektonic and benthic faunas of the shallow Gulf of Mexico off the state of Mississippi as related to some physical, chemical and geological factors. *Gulf Research Report*, 4(1): iv + 148 pages.
- Frost, N.**
1936. II. Decapod larvae from Newfoundland waters. Newfoundland Department of Natural Resources, Division of Fishery Research. Reports: Faunistic Series No. 1. *Research Bulletin*, 3: 11-24.
- García-Gómez, J.**
1982. The Provenzano group of hermit crabs (Crustacea, Decapoda, Paguridae) in the Western Atlantic Part I. *Pagurus maclaughlinae*, a new species. *Bulletin of Marine Science*, 32(3): 647-655, 2 figures.
1983. Revision of *Iridopagurus* (Crustacea: Decapoda: Paguridae) with the descriptions of new species from American waters. *Bulletin of Marine Science*, 33(1): 10-54, 6 figures.
- Garth, J. S.**
1958. Brachyura of the Pacific coast of America Oxyrhyncha. *Allan Hancock Pacific Expeditions*, 21(2): 501-854.
- Gibbes, L. R.**
1850. On the carcinological collections of the U.S., and an enumeration of species contained in them, with notes on the most remarkable, and descriptions of new species. *Proceedings of the American Association*, 3: 165-201.
- Glassell, S. A.**
1937. *Pinnixa lunzi* a new commensal crab from South Carolina. *The Charleston Museum Leaflet*, 9: 3-8.

1945. Four new species of North American crabs of the genus *Petrolisthes*. *Journal of the Washington Academy of Science*, 35(7): 223-229, 2 figures.
- Goeke, G. D.**
1980. Range extensions of six western Atlantic frog crabs (Brachyura: Gymnopleura: Raninidae) with notes on the taxonomic status of *Lyreidus bairdii*. *Proceedings of the Biological Society of Washington*, 93(1): 145-152.
- Goeke, G. D., and J. K. Shaw.**
1980. On the occurrence of *Sphenocarcinus corrosus* Milne-Edwards (Brachyura: Majidae) in the Gulf of Mexico. *Northeast Gulf Science*, 4(1): 64-67.
- Gomes Corrêa, M. M.**
1968. Sobre as espécies de "Upogebia" Leach do litoral Brasileiro, com descrição de uma espécie nova (Decapoda, Callianassidae). *Revista Brasileira de Biologia*, 28(2): 97-109.
- Gordon, I.**
1936. On the Macruran genus *Rhynchocinetes*, with description of a new species. *Proceedings of the Zoological Society of London*, 1936: 75-78, 7 figs.
- Gore, R. H.**
1970. *Pachycheles cristobalensis*, sp. nov., with notes on the porcellanid crabs of the southwestern Caribbean. *Bulletin of Marine Science*, 20(4): 957-970.
1974. On a small collection of porcellanid crabs from the Caribbean Sea (Crustacea, Decapoda, Anomura). *Bulletin of Marine Science*, 24(3): 700-721.
1977. Studies on decapod Crustacea from the Indian River region of Florida. VI. the identity of *Parthenope (Platylambrus) serrata* (H. Milne Edwards, 1834) and *Parthenope (Platylambrus) granulata* (Kingsley, 1879). *Proceedings of the Biological Society of Washington*, 90(3): 505-531.
1979. Larval development of *Galathea rostrata* under laboratory conditions, with a discussion of larval development in the Galatheididae (Crustacea, Anomura). *Fishery Bulletin*, 76(4): 781-806.
1981. Three new shrimps, and some interesting new records of decapod crustacea from a deep-water coral reef in the Florida Keys. *Proceedings of the Biological Society of Washington*, 94(1): 135-162, 5 figures.
- Gore, R. H., and L. G. Abele.**
1976. Shallow water porcelain crabs from the Pacific coast of Panama and adjacent Caribbean waters (Crustacea: Anomura: Porcellanidae). *Smithsonian Contributions to Zoology*, 237: 1-30.
- Gore, R. H., and L. E. Scotto.**
1979. Crabs of the family Parthenopidae (Crustacea: Brachyura: Oxyrhyncha) with notes on specimens from the Indian River region of Florida. *Memoirs of the Hourglass Cruises*, 3(6): 1-98.
- Gore, R. H., C. L. Van Dover and J. R. Factor**
1981. Studies on decapod Crustacea from the Indian River Region of Florida. XVIII. Rediscovery of *Periclimenes (Periclimenes) pandionis* Holthuis, 1951 (Caridea, Palaemonidae) with notes on the males and zoeal stages. *Crustaceana*, 40(3): 253-265, figs. 1-4.
- Gore, R. H., and K. A. Wilson.**
1978. Studies on decapod Crustacea from the Indian River region of Florida. X. A first continental record for *Discias atlanticus* Gurney, 1939 (Caridea, Disciadidae). *Crustaceana*, 35(1): 109-111.
- Gruvel, A.**
1911. Contribution a l'étude generale systematique et économique des Palinuridae. Mission Gruvel sur la côte occidentale d'Afrique (1909-1910). Resultats scientifiques et économiques. *Annales de l'Institut Océanographique, Monaco*, 3(4): 5-56, text-figs. 1-22, Plates 1-6.
- Guinot, D.**
1967. Recherches préliminaires sur les groupements naturels chez les Crustacés Décapodes Brachyours. III. A propos des affinités des genres *Dairoides* Stebbing et *Daira* de Haan. *Bulletin du Muséum National d'Histoire Naturelle, Paris*, (2)39: 540-563.
1968. Recherches préliminaires sur les groupements naturels chez les Crustacés Décapodes Brachyours. VI. les carpilinae. *Bulletin du Muséum National d'Histoire Naturelle, Paris*, 2(40): 320-334.
1969. Recherches préliminaires sur les groupements naturels chez les Crustacés Décapodes Brachyours VII. les Goneplacidae (suite et fin). *Bulletin du Muséum National d'Histoire Naturelle, Paris*, 2(41): 648-724.
1984. Découverte d'un nouveau genre de crabe dans le Golfe du Mecique, *Sotoplax robertsi* gen. nov.,

- sp. nov. (Crustacea Decapoda Brachyura). *Anales del Instituto de Ciencias del Mar y Limnología, Universidad Nacional Autónoma de México*, 11(1):91-98, 3 figures, plate 1.
- Gurney, R.**
1936. Notes on some decapod Crustacea of Bermuda. III. The larvae of the Palaemonidae. (*Anchistioides*, *Periclimenes*, *Mesocaris*). IV. A description of *Processa bermudensis*, Rankin, and its larva. V. The first zoea of *Heteractaea ceratopus* (Stimpson). *Proceedings of the Zoological Society of London for 1936*: 619-630.
- Haefner, P. A. J.**
1979. Comparative review of the biology of North Atlantic Caridean shrimps (*Crangon*), with emphasis on *C. septemspinosa*. *Bulletin of the Biological Society of Washington*, 3: 1-40.
- Haig, J.**
1956. The Galatheididae (Crustacea Anomura) of the Allan Hancock Expedition with a review of the Porcellanidae of the Western Atlantic. *Allan Hancock Atlantic Expedition*, 8: 1-44, plate 1.
1960. The Porcellanidae (Crustacea Anomura) of the eastern Pacific. *Allan Hancock Pacific Expeditions* 24: 1-440, 41 plates.
1974. A review of the Australian crabs of family Hippidae (Crustacea, Decapoda, Anomura). *Memoirs of the Queensland Museum*, 17(1): 175-89, 5 figures, plate 6.
- Hansen, H. J.**
1919. The Sergestidae of the Siboga Expedition. *Siboga Monographie*, 38: 1-65, plates 1-5.
1922. Crustacés Décapodes (*Sergestides*) provenant des Campagnes des yachts *Hirondelle* et *Princess-Alice* (1885-1915). *Résultats des Campagnes Scientifiques, Monaco*, 64:1-232, 11 plates.
- Hay, W. P.**
1917. Preliminary description of five new species of crustaceans from the coast of North Carolina. *Proceedings of the Biological Society of Washington*, 30: 71-74.
- Hay, W. P., and C. A. Shore.**
1918. The decapod crustaceans of Beaufort, N. C., and the surrounding region. *Bulletin of the United States Bureau of Fisheries*, 35: 369-475, plates 25-39.
- Hayashi, K. I.**
1975. *Hippolysmata grabhami* Gordon, a synonym of *Lysmata amboinensis* (De Man) (Decapoda, Caridea, Hippolytidae). *Publications of the Seto Marine Biological Laboratory*, 22(5): 285-296, figures 1-4, plate 5.
- Hazlett, B. A.**
1966. Social behaviour of the Paguridae and Diogenidae of Curacao. Studies on the Fauna of Curacao and other Caribbean Islands. Vol. 23, No. 88 In *Uitgaven van de Natuurwetenschappelijke Studiekring voor Suriname en de Nederlandse Antillen*, 45: 1-143.
- Heard, R. W.**
1986. Pontonine shrimps (Decapoda: Caridea: Palaemonidae) of the northwest Atlantic. I. The genus *Neopontonides* Holthuis, 1951, with the description of *N. Chacei*, new species, and the erection of *Pseudopontonides*, new genus, to receive *N. principis* Crites, 1980. *Journal of Crustacean Biology* 6:471-484.
1982. Guide to common tidal marsh invertebrates of the northeastern Gulf of Mexico. *Mississippi-Alabama Sea Grant Consortium, MASGP-79-004*, 82 pages.
- Hedgpeth, J. W.**
1949. The North American species of *Macrobrachium* (river shrimp). *The Texas Journal of Science*, 1(3): 28-38.
1950. Notes on the Marine invertebrate fauna of Salt Flat areas in Aransas National Wildlife Refuge, Texas. *Publications of the Institute of Marine Science*, 1(2): 103-119.
- Henderson, J. R.**
1885. Diagnoses of the new species of *Galathea* collected during the "Challenger" Expedition. *Annals and Magazine of Natural History*, (5)16(96): 407-421.
1888. Report on the Anomura collected by H. M. S. Challenger during the years 1873-76. *Report on the Scientific Results of the Voyage of H. M. S. Challenger During the Years 1873-76*, *Zoology* 27(69): i-xi, 1-221, 21 plates.
- Hendrix, G. Y.**
1971. A systematic study of the genus *Alpheus* (Crustacea: Decapoda: Alpheidae) in south Florida. *Ph. D. Dissertation, University of Miami, Coral Gables, Florida*: i-vi, 1-184, 24 plates.
- Hendrix, G. Y., and R. H. Gore.**
1973. Studies on decapod crustacea from the Indian

- River region Florida. I. *Alpheus thomasi*, new species, a new snapping shrimp from the subtropical east coast of Florida (Crustacea: Decapoda: Caridea). *Proceedings of the Biological Society of Washington*, **86**(35): 413-422, 3 figures.
- Herbst, G. N., A. B. Williams and B. B. Boothe, Jr.**
1979. Reassessment of northern geographic limits for decapod crustacean species in the Carolinian Province, USA; some major range extensions itemized. *Proceedings of the Biological Society, Washington*, **91**(4): 989-998.
- Hernandez, Aguilera, J. L.**
1982. *Pseudorhombila guinotae* un nuevo crustáceo (Decapoda, Goneplacidae) en la costa Este de Mexico. *Investigaciones Oceanograficas B. (Biologia Marina)*, **1**(4): 1-16, figs. 1-6 [Published by the Direccion General de Oceanografia de la Secretaria de Marina, Mexico, D. F.].
- Hobbs, H. H. Jr., and W. H. Massmann.**
1952. The river shrimp *Macrobrachium ohione* (Smith), in Virginia. *The Virginia Journal of Science, new series*, **3**(3): 206-207.
- Holland, A. F., and T. T. Polgar.**
1976. Seasonal changes in the structure of an intertidal community. *Marine Biology*, **37**(4): 341-348.
- Holthuis, L. B.**
1946. The Decapoda Macrura of the Snellius Expedition. I. The Stenopodidae, Nephropsidae, Scyllaridae and Palinuridae. Biological results of the Snellius Expedition. XIV. *Temminckia*, **7**: 1-178, 11 plates.
- 1949a. Note on the species of *Palaemonetes* (Crustacea Decapoda) found in the United States of America. *Proceedings Koninklijke Nederlandse Akademie van Wetenschappen* **52**(1): 87- 95, 2 figures.
- 1949b. The Caridean Crustacea of the Canary Islands. *Zoologische Mededelingen Uitgegeven door het Rijksmuseum van Natuurlijke Historie te Leiden*, **30**(15): 227-235, 8 figures.
- 1951a. The caridean crustacea of tropical West Africa. *Atlantide-Report*, **(2)**: 7-188.
- 1951b. A general revision of the Palaemonidae (Crustacea Decapoda Natantia) of the Americas. I. The subfamilies Euryrhynchinae and Pontoniinae. *Allan Hancock Foundation Publications, Occasional Papers*, **(11)**: 1-332, 63 plates.
1952. A general revision of the Palaemonidae (Crustacea Decapoda Natantia) of the Americas. II. The subfamily Palaemoninae. *Allan Hancock Foundation Publications, Occasional Papers*, **(12)**: 1-396, 55 plates.
1955. The recent genera of the Caridean and Stenopodidean shrimps (Class Crustacea, order Decapoda, Supersection Natantia) with Keys for their determination. *Zoologische Verhandelingen*, **26**: 1-157, 105 figures.
1956. Three species of Crustacea Decapoda Macrura from southern Brazil, including a new species of *Upogebia*. *Zoologische Mededelingen*, **34**(11): 173-181.
1958. West Indian crabs of the genus *Calappa*, with a description of three new species. Studies on the Fauna of Curacao and other Caribbean Islands, **8**(7). In *Uitgaven van de Natuurwetenschappelijke Studiekring voor Suriname en de Nederlandse Antillen*, **17**: 146-186.
1959. The Crustacea Decapoda of Suriname (Dutch Guiana). *Zoologische Verhandelingen Rijksmuseum Van Natuurlijke Historie, Leiden*, **(44)**: 1-296, plates 1-16.
1960. Notes on American Albuneidae (Crustacea Decapoda, Anomura) with the description of a new genus and species. *Proceedings Koninklijke Nederlandsche Akademie Van Wetenschappen, Amsterdam, (C)***64**(1): 21-36.
1961. A new species of *Merhippolyte* (Decapoda, Natantia) from east American waters. *Crustaceana*, **2**(1): 1-5.
1969. *Portunus binoculus*, n. sp., a new deep-water swimming crab from the Caribbean region (Crustacea, Decapoda, Brachyura). *Bulletin of Marine Science*, **19**(2): 409-427.
1971. The Atlantic shrimps of the deep-sea genus *Glyphocrangon* A. Milne Edwards, 1881. *Bulletin of Marine Science*, **21**(1): 267-373, 15 figures.
1974. The lobsters of the superfamily Nephropidea of the Atlantic Ocean (Crustacea: Decapoda). *Bulletin of Marine Science*, **24**(4): 723-884.
1979. *Panopeus* H. Milne Edwards, 1834 (Crustacea, Decapoda) proposed designation of type-species under the plenary powers. *Z. N. (S.)* **2236**. *Bulletin of Zoological Nomenclature*, **36**(3): 158-160.
- 1878-79. *List of decapod Crustacea of the Atlantic coast, whose range embraces Fort Macon*. Proceedings of the Academy of Natural Sciences of

- Méneville, 1856. *Zoologische Mededelingen*, 55(4): 47-58, 2 figures.
- 1980b. Shrimps and prawn of the world. An annotated catalogue of species of interest to fisheries. *FAO Species Catalogue*, 1(125): 1-271.
1985. A revision of the family Scyllaridae (Crustacea Decapoda Macrura). I. Subfamily Ibacinae. *Zoologische Verhandelingen uitgegeven door het Rijksmuseum van Natuurlijke Historie te Leiden*, 218: 1-130, figs. 1-27.
- Hopkins, T. S., D. R. Blizzard, S. A. Brawley, S. A. Earle, D. E. Grimm, D. K. Gilbert, P. G. Johnson, E. H. Livingston, C. H. Lutz, J. K. Shaw, and B. B. Shaw.**
1977. A preliminary characterization of the biotic components of composite strip transects on the Florida Middlegrounds, northeastern Gulf of Mexico. *Proceedings, Third International Coral Symposium, May, 1977*, :31-37.
- Huff, J. A., and S. P. Cobb.**
1979. Penaeoid and sergestoid shrimps (Crustacea: Decapoda). *Memoirs of the Hourglass Cruises*, 5(4): 1-102, 46 figures.
- Hullings, N. C.**
1961. The barnacle and decapod fauna from the nearshore area of Panama City, Florida. *Quarterly Journal of the Florida Academy of Science*, 24(3): 215-222.
- Ives, J. E.**
1891. Crustacea from the northern coast of Yucatan, the harbor of Vera Cruz, the west coast of Florida and the Bermuda Islands. *Proceedings of the Academy of Natural Sciences of Philadelphia*, 43: 176-207, plates 5-6.
- Kellogg, C. W.**
1971. The role of gastropod shells in determining the patterns of distribution and abundance in hermit crabs. Ph. D. dissertation, Duke University, Durham, North Carolina: xv + 210 pages.
- Kensley, B.**
1971. The family Sergestidae in the waters around southern Africa (Crustacea, Decapoda, Natantia). *Annals of the South African Museum*, 57(10): 215-264, 24 figures.
1972. Shrimps and prawns of southern Africa. *South African Museum*: 1-65.
1981. Notes on *Axiopsis* (*Axiopsis*) *serratifrons* (A. Milne Edwards) (Crustacea: Decapoda: Thalassinidea). *Proceedings of the Biological Society of Washington*, 93(4): 1253-1263, figs. 1-5.
1983. New records of bresiliid shrimp from Australia, South Africa, Caribbean, and Gulf of Mexico (Decapoda: Natantia: Caridea). *Smithsonian Contributions to Zoology*, 394: 1-31.
- Kensley, B., and R. H. Gore.**
1981. *Coralaxius abelei*, new genus and new species (Crustacea, Decapoda: Thalassinidea: Axiidae): a coral-inhabiting shrimp from the Florida Keys and the Western Caribbean Sea. *Proceedings of the Biological Society of Washington*, 93(4): 1277-1294, 6 figures.
- Kingsley, J. S.**
- 1878-79. List of decapod Crustacea of the Atlantic coast, whose range embraces Fort Macon. *Proceedings of the Academy of Natural Sciences of Philadelphia*, 30: 316-330 [pages 316-328 published Nov. 9, 1878, pages 329-330 published Jan. 7, 1879].
1878. Notes on the North American Caridea in the museum of the Peabody Academy of Science at Salem, Mass. *Proceedings of the Academy of Natural Sciences of Philadelphia*, 30: 89-98.
1880. On a collection of Crustacea from Virginia, North Carolina, and Florida, with a revision of the genera of Crangonidae and Palaemonidae. *Proceedings of the Academy of Natural Sciences of Philadelphia*, 31(1879): 383-427, plate 14.
- Knowlton, R. E.**
1973. Occurrence of the glass shrimp, *Palaemonetes pugio* in southern Maine. *Maine Nature*, March, page 3.
- Kruczynski, W. L., and C. E. Jenner.**
1969. *Stenopus hispidus* (Olivier, 1811) (Decapoda, Natantia, Stenopodidea), a northern record on the east coast of U. S. A. *Crustaceana*, 16(1): 105-106.
- Lemaitre, R.**
1982. The Provenzano group of hermit crabs (Crustacea, Decapoda, Paguridae) in the Western Atlantic Part II. *Pagurus gymnodactylus*, a new species from the Gulf of Mexico and a comparison with *Pagurus annulipes* (Stimpson). *Bulletin of Marine Science*, 32(3): 656-663, 5 figures.
- Lemaitre, R., P. A. McLaughlin, and J. García-Gómez.**
1982. The Provenzano group of hermit crabs

- (Crustacea, Decapoda, Paguridae) in the western Atlantic part IV. A review of the group, with notes on variation and abnormalities. *Bulletin of Marine Science*, 32(3): 670-701, 7 figures.
- Limbaugh, C., H. Pederson and F. A. Chace Jr.**
1961. Shrimps that clean fishes. *Bulletin of Marine Science*, 11(2): 237-257.
- Linnaeus, C.**
1758. *Systema naturae per regna tria naturae, secundum classes, ordines, genera, species cum characteribus, differentiis, synonymis, locis*, ed. 10, 1: iii + 824 pages.
- Lyons, W. G.**
1970. Scyllarid lobsters (Crustacea, Decapoda). *Memoirs of the Hourglass Cruises*, 1(4): 1-74.
- Man, J. G. De.**
1925. The Decapoda of the Siboga-Expedition. Pt. VI. The Axiidae of the Siboga-Expedition. *Siboga-Expedition Monographie*, 39a: 1-127, 10 plates.
- Manning, R. B.**
1961a. Notes on the caridean shrimp, *Rhynchocinetes rigens* Gordon (Crustacea, Decapoda), in the Western Atlantic. *Notulae Naturae of the Academy of Natural Sciences of Philadelphia*, (348): 1-7, 2 figures.
1961b. A redescription of the palaemonid shrimp, *Leander paulensis* Ortmann, based on material from Florida. *Bulletin of Marine Science of the Gulf and Caribbean* 11(4): 525-536, 2 figures.
1963. The east American species of *Gnathophyllum* (Decapoda, Caridea), with the description of a new species. *Crustaceana*, 5(1): 47-63.
1970. *Mithrax* (*Mithraculus*) *commensalis*, a new West Indian spider crab (Decapoda, Majidae) commensal with a sea anemone. *Crustaceana*, 19(2): 157-160, plate 1, figures 1, 2.
1978. Lobsters. 45 pages. In W. Fischer (ed.), *FAO species identification sheets for fishery purposes. Western Central Atlantic (Fishing Area 31)*, 6.
- Manning, R. B., and F. A. Chace Jr.**
1971. Shrimps of the family Processidae from the northwestern Atlantic Ocean (Crustacea: Decapoda: Caridea). *Smithsonian Contributions to Zoology*, (89): 1-41.
- Manning, R. B., and L. B. Holthuis.**
1981. West African brachyuran Crabs (Crustacea: Decapoda). *Smithsonian Contributions to Zoology*, 306: xi + 379 pages.
1984. *Geryon fenneri*, a new deep-water crab from Florida (Crustacea: Decapoda: Geryonidae). *Proceedings of the Biological Society of Washington*, 97(3): 666-673.
- Markham, J. D., and J. J. McDermott.**
1981. A tabulation of the Crustacea Decapoda of Bermuda. *Proceedings of the Biological Society of Washington*, 83(4): 1266-1276.
- Mayo, B. S.**
1973. A review of the genus *Cancellus* (Crustacea: Diogenidae) with the description of a new species from the Caribbean Sea. *Smithsonian Contributions to Zoology*, 150: iii + 63 pages.
1974. The systematics and distribution of the deep-sea genus *Munidopsis* (Crustacea, Galatheidae) in the western Atlantic Ocean. *Ph.D. Dissertation at University of Miami*, May 1974: 1-432, 66 figures.
- McClendon, J. F.**
1911. On adaptations in structure and habits of some marine animals of Tortugas, Florida. *Papers from the Tortugas Laboratory Carnegie Institution of Washington*, 3: 57-62, plates 1, 2.
- McLaughlin, P. A.**
1975. On the identity of *Pagurus brevidactylus* (Stimpson) (Decapoda: Paguridae), with the description of a new species of *Pagurus* from the western Atlantic. *Bulletin of Marine Science*, 25: 359-376.
1981a. Revision of *Pylopagurus* and *Tomopagurus* (Crustacea: Decapoda: Paguridae), with the descriptions of new genera and species part I. ten new genera of the Paguridae and a redescription of *Tomopagurus* A. Milne Edwards and Bouvier. *Bulletin of Marine Science*, 3(1): 1-30.
1981b. Revision of *Pylopagurus* and *Tomopagurus* (Crustacea: Decapoda: Paguridae), with the descriptions of new genera and species: part II. *Rhodochirus* McLaughlin and *Phimochirus* McLaughlin. *Bulletin of Marine Science*, 31(2): 329-365, 14 figures.
1982. Revision of *Pylogagurus* and *Tomopagurus* (Crustacea: Decapoda: Paguridae), with the descriptions of new genera and species: Part III, *Agaricochirus* McLaughlin, *Enallopagurus* McLaughlin, and *Enallopaguroopsis* McLaughlin. *Bulletin of Marine Science*, 32(4): 823-855, 11 figures.

McLaughlin, P. A., and A. J. Provenzano Jr.

1974a. Hermit crabs of the genus *Paguristes* (Crustacea: Decapoda: Diogenidae) from the Western Atlantic Part I. The *Paguristes tortugae* complex, with notes on variation. *Bulletin of Marine Science*, 24(1): 165-234.

1974b. Hermit crabs of the genus *Paguristes* (Crustacea: Decapoda: Diogenidae) from the Western Atlantic Part II. Descriptions of six new species. *Bulletin of Marine Science*, 24(4): 885-938, 18 figures.

Menzies, R. J.

1948. A revision of the brachyuran genus *Lophopanopeus*. *Allan Hancock Foundation Publications, Occasional Paper*, (4): 1-45, plates 1-6.

Milne Edwards, A.

1880. Reports on the results of dredging, under the supervision of Alexander Agassiz, in the Gulf of Mexico and in the Caribbean Sea, 1877, '78, '79 by the United States Coast Survey Steamer "Blake"...VIII.-Études préliminaires sur les Crustacés. *Bulletin of the Museum of Comparative Zoology at Harvard College*, 8(1): 1-68, 2 plates.

1881. Description de Quelques Crustacés Macroures Provenant des Grandes Profondeurs de la Mer des Antilles. *Annales des Sciences Naturelles, Zoologie*, (6)11: 1-16.

1883. Recueil de figures de Crustacés nouveaux ou peu connus. 3 pages, 44 plates. Paris.

Milne Edwards, A., and E. L. Bouvier.

1893. Reports of the results of dredging under the supervision of Alexander Agassiz, in the Gulf of Mexico (1877-78), in the Caribbean Sea (1878-79), and along the Atlantic coast of the United States (1880), by the U. S. Coast Survey Steamer "Blake"...XXXIII. Description des crustacés de la famille des *Paguriens* recueillis pendant l'expédition. *Memoirs of the Museum of Comparative Zoology at Harvard College*, 14(3): 1-172, 12 plates.

1894. Considérations générales sur la famille des Galathéidés. *Annales des Sciences Naturelles, Zoologie*, (7)16: 191-327.

1897. Reports on the results of dredging under the supervision of Alexander Agassiz in the Gulf of Mexico (1877-78) in the Caribbean Sea (1878-79) and along the Atlantic Coast of the United States (1880) by the U. S. Coast Survey Steamer "Blake"...XXXV. Description des Crustacés de la famille des Galathéidés

recueillis pendant l'expédition. *Memoirs of the Museum of Comparative Zoology at Harvard College*, 19(2): 1-141, 12 plates.

1900. Crustacés Décapodes. Première partie. Brachyures et anomures. In *Expéditions scientifiques du Travailleur et du Talisman pendant les années 1880, 1881, 1882, 1883*. Masson et Cie, ed. Paris :1-396, 32 plates, (plates 1-7 colored).

1902. Reports of the results of dredging under the supervision of Alexander Agassiz, in the Gulf of Mexico (1877-78), in the Caribbean Sea (1878-79), and along the Atlantic coast of the United States (1880), by the U. S. Coast Survey Steamer "Blake"... XXXIX. Les Dromiacés et Oxystomes. *Memoirs of the Museum of Comparative Zoology at Harvard College*, 27(1): 1-127, 25 plates.

1909. Reports on the results of dredging under the supervision of Alexander Agassiz, in the Gulf of Mexico (1877-78) in the Caribbean Sea (1878-79), and along the Atlantic Coast of the United States (1880), by the U. S. Coast Survey Steamer "Blake"...XLIV Le Péneides et Sténopides. *Memoirs of the Museum of Comparative Zoology at Harvard College*, 27(3): 179-274, 9 plates.

1923. Reports on the results of dredging under the supervision of Alexander Agassiz in the Gulf of Mexico (1877-78) in the Caribbean Sea (1878-79), and along the Atlantic coast of the United States (1880), by the U. S. Coast Survey Steamer "Blake"... XLVII. Les Porcellanides et les Brachyures. *Memoirs of the Museum of Comparative Zoology at Harvard College*, 47(4): 289-395, 12 plates.

Milstein, A., M. Juanico, and J. Olazarri.

1976. Algunas asociaciones bentónicas frente a las costas de Rocha, Uruguay. Resultados de la campaña del R/V "Hero", Viaje 72-3A. *Comunicaciones de la Sociedad Malacologica del Uruguay*, 4(30): 143-164.

Milstein, C. B., D. L. Thomas, and Associates.

1977. Summary of ecological studies for 1972-1975 in the bays and other waterways near Little Egg Inlet and in the ocean in the vicinity of the proposed site for the Atlantic Generating Station, New Jersey. *Ichthyological Associates, Inc., Bulletin* 18: 1-757.

Monod, T.

1939. Sur quelques Crustacés de la Guadeloupe (Mission P. Allorge, 1936). *Bulletin du Museum d'Histoire Naturelle*, (2)11(6): 557-568, figs. 1-11.

1956. Hippidea et Brachyura ouest-africains. *Mémoires de l'Institut Français d'Afrique Noire*, 45: 1-674, 884 figures.
- Musick, J. A., and J. D. McEachran.
1972. Autumn and winter occurrence of decapod crustaceans in Chesapeake Bight, U. S. A. *Crustaceana*, 22(2): 190-200.
- Norse, E. A.
1978. An experimental gradient analysis: hyposalinity as an "upstress" distributional determinant of Caribbean portunid crabs. *Biological Bulletin*, 155(3): 586-598.
- Novak, A., and M. Salmon.
1974. *Uca panacea*, a new species of fiddler crab from the gulf coast of the United States. *Proceedings of the Biological Society of Washington*, 87(28): 313-326.
- Ortman, A.
1893. Decapoden und Schizopoden der Plankton-Expedition. Part 2Gb In *Ergebnisse der in dem Atlantischen Ocean von Mitte Juli bis Anfang November 1889 ausgeführten Plankton-Expedition der Humboldt-Stiftung*, 2(G.b.): 1-120.
- Park, J. R.
1978. A study of the distribution and ecology of the tropical swimming crabs of the western Atlantic. *Master's Thesis, University of Miami, Coral Gables, Florida*, 88 pages.
- Pearse, A. S.
1932. Observations on the parasites and commensals found associated with crustaceans and fishes at Dry Tortugas, Florida. *Papers of the Tortugas Laboratory, Carnegie Institution of Washington*, 28: 103-115.
- Pequegnat, L. H.
1970. Deep-sea caridean shrimps with descriptions of six new species. In W. E. Pequegnat and F. A. Chace, Jr. (eds.). Texas A & M University Oceanographic Studies, 1(4). *Contributions on the biology of the Gulf of Mexico*, 59-123 pages.
- Pequegnat, L. H., and R. W. Heard.
1979. *Synalpheus agelas*, new species of snapping shrimp from the Gulf of Mexico and Bahama Islands (Decapoda: Caridea: Alpheidae). *Bulletin of Marine Science*, 29(1): 110-116.
- Pequegnat, L. H., and W. E. Pequegnat.
1970. Deep-sea anomurans of Superfamily Galatheoidea with descriptions of two new species. In W. E. Pequegnat and F. A. Chace, Jr. (eds.), Texas A & M University Oceanographic Studies, 1(5). *Contributions on the biology of the Gulf of Mexico*, pages 125-170.
- Pequegnat, L. H., and J. P. Ray.
1974. Crustacea and other arthropods. Pages 231-288 In *Biota of the West Flower Garden Bank* by T. J. Bight and L. H. Pequegnat, (eds.) Gulf Publishing Co., x+435 pages.
- Pequegnat, W. E., L. H. Pequegnat, R. W. Firth Jr., B. M. James, and T. W. Roberts.
1971. Gulf of Mexico deep-sea fauna, Decapoda Euphausiacea. Serial Atlas of the Marine Environment, Folio 20. *American Geographical Society, New York*, : 1-12, 7 text-figures, drawings, 6 plates.
- Pérez Farfante, I.
1969. Western Atlantic shrimps of the genus *Penaeus*. *Fishery Bulletin*, 67(3): i-x, 461-591.
1971. Western Atlantic shrimps of the genus *Metapenaeopsis* (Crustacea, Decapoda, Penaeidae), with descriptions of three new species. *Smithsonian Contributions to Zoology*, 79: 37 pages.
1977. American solenoceraid shrimps of the genera *Hymenopenaeus*, *Haloporides*, *Pleoticus*, *Hadropenaeus* new genus, and *Mesopenaeus* new genus. *Fishery Bulletin*, 75(2): 261-346.
1978. Shrimps and prawns, 46 pages. In W. Fischer (ed.), *FAO species identification sheets for fishery purposes. Western Central Atlantic (Fishing Area 31)*, 6.
1980a. A new species of rock shrimp of the genus *Sicyonia* (Penaeoidea), with a key to the western Atlantic species. *Proceedings of the Biological Society of Washington*, 93(3): 771-780.
1980b. Revision of the penaeid shrimp genus *Penaeopsis* (Crustacea: Decapoda). *Fishery Bulletin*, 77(4): 721-763, 38 figures.
1982. The geminate shrimp species *Parapenaeus longirostris* and *Parapenaeus politus* (Crustacea: Decapoda: Penaeoidea). *Quaderni del Laboratorio di Tecnologia Della Pesca*, 3(2-5): 187-206.
- Pérez Farfante, I., and H. R. Bullis, Jr.
1973. Western Atlantic Shrimps of the genus *Solenocera* with description of a new species (Crustacea: Decapoda: Penaeidae). *Smithsonian Contributions to Zoology*, 153: 33 pages.

Perschbacher, P. W., and F. J. Schwartz.

1979. Recent records of *Callinectes danae* and *Callinectes marginatus* (Decapoda: Portunidae) from North Carolina with environmental notes. *Fishery Bulletin*, 76(4): 879-880.

Powers, L. W.

1977. A catalogue and bibliography to the crabs (Brachyura) of the Gulf of Mexico. *Contributions in Marine Science, supplement to 20*: 1-190.

Provenzano, A. J., Jr.

1959. The shallow-water hermit crabs of Florida. *Bulletin of Marine Science of the Gulf and Caribbean*, 9(4): 349-420.
1961. Pagurid crabs (Decapoda Anomura) from St. John, Virgin Islands, with descriptions of three new species. *Crustaceana*, 3(2): 151-166.
1963. *Pylopagurus discoidalis* (A. Milne-Edwards, 1880) (Decapoda, Anomura) found off North Carolina (U. S. A.), a northern record of the genus. *Crustaceana*, 5(3): 239-240.
1965. Two new west indian hermit crabs of the genus *Paguristes* (Crustacea: Diogenidae). *Bulletin of Marine Science*, 15(3): 726-736, 4 figures.

Rankin, W. M.

1898. The Northrop collection of Crustacea from the Bahamas. *Annals of the New York Academy of Sciences*, 11(12): 225-258, plates 29-30.

Rathbun, M. J.

1900. The decapod and stomatopod Crustacea. In Results of the Branner-Agassiz Expedition to Brazil. I. *Proceedings of the Washington Academy of Science*, 2: 133-156, 1 plate.
1901. The Brachyura and Macrura of Porto Rico. *Bulletin of The United States Fish Commission for 1900*, 20(2): 1-127, 129*-137*, 2 colored plates.
1918. The grapsoid crabs of America. *United States National Museum Bulletin*, 97: xxii + 461 pages, 161 plates.
1920. Stalk-eyed crustaceans of the Dutch West Indies. In *Boeke, Rapport betreffende een voorloopig onderzoek naar den toestand van de visscherij en de Industrie van Zeeproducten in de Kolonie Curaçao ingevolge het Ministerieel Belsuit van, 22 November 1904*, 2: 317-348; 5 figures.
1925. The spider crabs of America. *United States National Museum Bulletin*, 129, x + 613 pages, 283 plates.
1930. The cancrioid crabs of America of the families Euryalidae, Portunidae, Atelecyclidae,

Cancridae and Xanthidae. *United States National Museum Bulletin*, 152, i-xvi + 609 pages, 230 plates.

1931. New crabs from the Gulf of Mexico. *Journal of the Washington Academy of Sciences*, 21(6): 125-129.
1933. Brachyuran crabs of Porto Rico and the Virgin Islands. In Scientific Survey of Porto Rico and the Virgin Islands. *New York Academy of Sciences*, 15(1): 1-121.
1937. The oxystomatous and allied crabs of America. *United States National Museum Bulletin*, 166,i-vi + 278 pages, 86 plates.

Ray, J. P.

1974. A study of the coral reef Crustaceans (Decapoda and Stomatopoda) of two Gulf of Mexico reef systems: West Flower Garden, Texas and Isla de Lobos, Veracruz, Mexico. *Ph. D. Dissertation, Texas A. & M. University, College Station*, 323 pages.

Rickner, J. A.

1977. Notes on a collection of crabs (Crustacea: Brachyura) from the east coast of Mexico. *Proceedings of the Biological Society of Washington*, 90(4): 831-838.

Roberts, T. W., and W. E. Pequegnat.

1970. Deep-water decapod shrimps of the family Penaeidae. Texas A & M University Oceanographic Studies 1 (3). In W. E. Pequegnat and F. A. Chace Jr. (eds.). *Contributions on the Biology of the Gulf of Mexico*, 21-27 pages.

Rodrigues, S. de A.

1965. Ocorrência de *Callianassa major* Say no litoral de São Paulo. *Ciência e Cultura, São Paulo*, 17: 226.
1966. Estudos sobre *Callianassa* Sistemática, biologia e anatomia. *Doctoral dissertation, Universidade de São Paulo, Brazil*, 168 pages.
1971. Mud shrimps of the genus *Callianassa* Leach from the Brazilian coast (Crustacea, Decapoda). *Arquivos de Zoologia São Paulo*, 20(3): 191-223.

Rogers, B. G.

1968. An extension of the range of the pinnotherid crab, *Dissodactylus mellitae* Rathbun. *Crustaceana*, 14(3): 318.

Rouse, W. L.

1970. Littoral Crustacea from southwest Florida. *Quarterly Journal of the Florida Academy of Sciences*, 32(for 1969)(2): 127-152.

- Saint Laurent, M. de., and P. Le Loeuff.**
1979. Crustacés Décapodes Thalassinidea. I. Upogebiidae et Callianassidae. Résultats Scientifiques des Campagnes de la *Calypso*, Fascicule 11. Campagnes de la *Calypso* au Large des Côtes Atlantiques Africaines (1956 et 1959). Number 22. *Annales de l'Institut Océanographique*, new series 55, fascicule supplement:29-101.
- Saint Laurent-Dechancé, M. de.**
1966. *Iridopagurus*, genre nouveau de Paguridae (Crustacés Décapodes) des mers tropicales Américaines. *Bulletin Du Museum National d'Histoire Naturelle, Paris*, (2)38(2): 151-173.
- Salmon, M. and S. P. Atsides.**
1968. Behavioral, morphological and ecological evidence for two new species of fiddler crabs (genus *Uca*) from the Gulf coast of the United States. *Proceedings of the Biological Society of Washington*, 81: 275-290.
- Saloman, C. H.**
1971. The shrimp *Leptalpheus forceps* in Old Tampa Bay, Florida. *Quarterly Journal of the Florida Academy of Science*, 34(1): 77.
1979. New records of caridean shrimps (Decapoda, Caridea) from the nearshore area of Panama City Beach, Florida, U. S. A. *Crustaceana*, supplement 5:147-152.
- Sandifer, P. A.**
1973. Distribution and abundance of decapod crustacean larvae in the York River estuary and adjacent lower Chesapeake Bay, Virginia, 1968-1969. *Chesapeake Science*, 14(4): 235-257.
- Sandifer, P. A., and W. A. Van Engel.**
1972. Larval stages of the spider crab, *Anasimus latus* Rathbun, 1894 (Brachyura, Majidae, Inachinae) obtained in the laboratory. *Crustaceana*, 23(2): 141-151.
- Say, T.**
1817-18. An account of the Crustacea of the United States. *Journal of the Academy of Natural Sciences of Philadelphia*, 1(1)(1817): 57-63, 65-80, 97-101, 155-169; (2)(1818): 235-253, 313-319, 374-401, 423-444, 445-458, plate 4.
- Schmitt, W. L.**
1924a. The macruran, anomuran and stomatopod Crustacea. In *Bijdragen tot de kennis der Fauna van Curacao. Resultaten eener reis van Dr. C. J. van der Horst in 1920. Bijdragen Tot de Dierkunde Uitgegeven door het Koninklijk Zoologisch Genootschap Natura Artis Maistra te Amsterdam*, 23: 61-81, plate 8.
1924b. Report on the Macrura, Anomura and Stomatopoda collected by the Barbados-Antigua Expedition from the University of Iowa in 1918. *University of Iowa Studies in Natural History*, 10(4): 65-99, 5 plates.
1930. Some observations on the Crustacea of the Tortugas, Florida. *Yearbook of the Carnegie Institution of Washington*, 29: 343-346.
1931. Some carcinological results of the deeper water trawlings of the *Anton Dohrn*, including description of two new species of Crustacea. *Carnegie Institution Year Book*, 30: 389-394.
1933. Four new species of decapod crustaceans from Porto Rico. *American Museum Novitates*, 662: 1-9.
1935a. Crustacea Macrura and Anomura of Porto Rico and the Virgin Islands. *Scientific Survey of Porto Rico and the Virgin Islands, New York Academy of Sciences*, 15(2): 125-227.
1935b. Mud shrimps of the Atlantic Coast of North America. *Smithsonian Miscellaneous Collections*, 93(2): 1-21, 4 plates.
1939. Decapod and other Crustacea collected on the presidential cruise of 1938 (with introduction and station data). *Smithsonian Miscellaneous Collections*, 98(6): 1-29, 3 plates.
- Schmitt, W. L., J. C. McCain, and E. S. Davidson.**
1973. Decapoda I, Brachyura I, Family Pinnotheridae. In H.-E. Gruner and L. B. Holthuis (eds.), *Crustaceorum Catalogus*, 3: 1-160, Dr. W. Junk B. V.-Den Haag.
- Shaw, J. K., R. W. Heard, Jr., and T. S. Hopkins.**
1977. Notes on the biology of the Potoniine shrimp *Lipkebe holthuisi* Chace, with a description of the male. *Proceedings of the Biological Society of Washington*, 90(2): 284-290.
- Shaw, J. K., and T. S. Hopkins.**
1977. The distribution of the family Hapalocarcinidae (Decapoda, Brachyura) on the Florida Middle Ground with a description of *Pseudocryptochirus hypostegus* new species. *Proceedings, Third International Coral Reef Symposium (University of Miami)*, May 1977: 177-184, 3 figures.

Simon, J. L., and D. M. Dauer.

1977. Reestablishment of a benthic community following natural defaunation. Pages 139-154 In B. C. Coull (ed.), *Ecology of Marine Benthos*. The Belle W. Baruch Library in Marine Science, 6, *University of South Carolina Press, Columbia*, xx + 467 pages.

Siversten, E.

1933. Littoral Crustacea Decapoda from the Galapagos Islands. Part VII In *The Norwegian Zoological Expedition to the Galapagos Islands, 1925*, Conducted by Alf Wollebaek. *Meddelelser fra det Zoologiske Museum, Oslo*, 38, 23 pages, 1 figure, 4 plates.

Sloane, H.

1725. A voyage to the Islands Madera, Barbadoes, Nieves, St. Christophers, and Jamaica; with the natural history of the herbs and trees, four-footed beasts, fishes, birds, insects, reptiles, &c. of the last of those islands. To which is prefixed, an introduction, wherein is an account of the inhabitants, air waters, diseases, trade, &c. of that place; with some relations concerning the neighbouring continent, and islands of America, 2: 8-xviii, 1-499, plates v-xi, 157-274.

Smith, S. I.

1873. C.-The metamorphoses of the lobster, and other Crustacea. Pages 522-537, In A. E. Verrill, Report upon the invertebrate animals of Vineyard Sound and the adjacent waters, with an account of the physical characters of the region, pages 295-778, plates 1-38. In Spencer F. Baird, Report on the condition of the sea fisheries of the south coast of New England in 1871 and 1872. *United States Commission of Fish and Fisheries*, 1: XLVII + 852.
1881. Preliminary notice of the Crustacea dredged, in 64 to 325 fathoms, off the south coast of New England, by the United States Fish Commission in 1880. *Proceedings of the United States National Museum*, 3: 413-452.
1882. XVII. Report on the Crustacea. part I Decapoda. No.1-Reports on the results of dredging, under the supervision of Alexander Agassiz, on the east coast of the U. S., during the summer of 1880, by the U. S. Coast Survey Steamer "Blake", Commander J. R. Bartlett, U. S. N., Commanding. *Bulletin of the Museum of Comparative Zoology, Harvard*, 10(1): 1-108, 16 plates.
1883. Preliminary report on the Brachyura and

Anomura dredged in deep water off the south coast of New England by the United States Fish commission in 1880, 1881, and 1882. *Proceedings of the United States National Museum*, 6(1): 1-57, plates 1-6.

1885. On some new or little known decapod Crustacea, from recent fish commission dredgings off the east coast of the United States. *Proceedings of United States National Museum*, 7: 493-511.
1886. Report on the decapod Crustacea of the *Albatross* dredgings off the east coast of the United States during the summer and autumn of 1884. *Report of the United States Commission of Fish and Fisheries 1885*: 605-701, pls. 1-22.

Springer, S., and H. R. Bullis.

1956. Collections by the *Oregon* in the Gulf of Mexico. List of crustaceans, mollusks, and fishes identified from collections made by the exploratory fishing vessel *Oregon* in the Gulf of Mexico and adjacent seas 1950 through 1955. *United States Fish and Wildlife Service, Special Report-Fisheries*, No. 196, 134 pages.

Squires, H. J.

1965. Decapod crustaceans of Newfoundland, Labrador and the Canadian eastern Arctic. *Fisheries Research of Canada, Manuscript Report Series (Biological)*, 810, 212 pages.

Stimpson, W.

1860. Notes on North American Crustacea in the Museum of the Smithsonian Institute No. II. *Annals of the Lyceum of Natural History of New York*, 7: 176-246, plates 2, 5.
1871. Notes on North American Crustacea in the Museum of the Smithsonian Institution, No. III. *Annals of the Lyceum of Natural History of New York*, 10(6): 92-136, [119-163] (Title page of whole volume bears date 1874, catalogue of the Royal Society gives 1873).

Tabb, D. C., and R. B. Manning.

1961. A checklist of the flora and fauna of northern Florida Bay and adjacent brackish waters of the Florida mainland collected during the period July, 1957 through September, 1960. *Bulletin of Marine Science of the Gulf and Caribbean*, 11(4): 552-649.

Thompson, J. R.

1963. The bathyalbenthic caridean shrimps of the southwestern North Atlantic. *Dissertation*,

- Department of Zoology in the Graduate School of Arts and Sciences of Duke University, 1963: ii-504.*
- Turkay, M.**
 1968. Decapoden von den Margarita-Inseln (Venezuela) (Crustacea). *Senckenbergiana Biologica*, **49**(3/4): 249-257.
 1971. Die Portunidae des Naturhistorischen Museums Genf, mit einem Anhang über die Typen von *Ovalipes ocellatus floridanus* Hay and Shore 1918 (Crustacea, Decapoda). *Archives des Sciences (Genève)*, **24**(1): 111-143.
 1973. Bemerkungen zu einigen Landkrabben (Crustacea, Decapoda). *Bulletin du Museum National d'Histoire Naturelle, Paris*, **106**: 969-979, Taffles 1-2.
 1975. Zur Kenntnis der Gattung *Euchirograpsus* mit Bemerkungen zu *Brachygrapsus* und *Litocheira* (Crustacea: Decapoda). *Senckenbergiana Biologica*, **56**(1/3): 103-132.
- Van Engle, W. A., and P. A. Sandifer.**
 1972. Order Decapoda. Pages 155-164 In M. L. Wass, et al., A checklist of the biota of lower Chesapeake Bay. *Virginia Institute of Marine Science, Special Scientific Report*, **65**, ix + 290 pages.
- Verrill, A. E.**
 1908. VI.-Decapod Crustacea of Bermuda; Part I.-Brachyura and Anomura, distribution, variations, and habits. *Transactions of the Connecticut Academy of Arts and Sciences*, **13**: 299-474, plates 9-28.
 1922. Decapod Crustacea of Bermuda Part II.-Macrura. *Transactions of the Connecticut Academy of Arts and Sciences*, **26**: 1-179, 48 plates.
- Villalobos, F. A.**
 1960. Contribucion al conocimiento de los *Atyidae* de Mexico. II. (Crustacea, Decapoda) estudio de algunas especies del genero *Potimirim* (= *Ortmannia*), con description de una especie nueva en Brasil. *Anales del Instituto de Biologia de Mexico*, **30**: 269-330.
 1969. Problemas de especiacion en America de un grupo de Palaemonidae del genero *Macrobrachium*. *Proceedings of the World Scientific Conference on the Biology and Culture of Shrimps and Prawns, FAO Fisheries Reports*, **57**(3): 1055-1066.
- Walting, L., and D. Maurer (eds).**
 1976. Ecological studies on benthic and planktonic assemblages in lower Delaware Bay. *College of Marine Studies, University of Delaware, Newark, CMS-RANN-3-76*, xviii + 634 pages.
- Wass, M. L.**
 1955. The decapod crustaceans of Alligator Harbor and adjacent inshore areas of northwestern Florida. *The Quarterly Journal of the Florida Academy of Sciences*, **18**(3): 129-176.
 1963. New species of hermit crabs (Decapoda, Paguridae) from the western Atlantic. *Crustaceana*, **6**(2): 133-157.
 1968. A new pinnixid commensal with a holothurian (Crustacea: Decapoda). *Tulane Studies in Zoology*, **14**(4): 137-139.
- Wells, H. W., and M. J. Wells.**
 1961. Observations on *Pinnaxodes floridensis*, a new species of pinnotherid crustacean commensal in holothurians. *Bulletin of Marine Science of the Gulf and Caribbean*, **11**(2): 267-279.
- Wenner, E. L., and T. Read.**
 1982. Seasonal composition and abundance of decapod crustacean assemblages from the South Atlantic bight, USA. *Bulletin of Marine Science*, **32**(1): 181-206.
- Whitten, H. L., H. F. Rosene, and J. W. Hedgpeth.**
 1950. The invertebrate fauna of Texas coast jetties; a preliminary survey. *Publications of the Institute of Marine Science, Texas*, **1**(2): 53-87, 1 plate.
- Wigley, R. L.**
 1970. A tropical shrimp in the Bay of Fundy (Decapoda, Palaemonidae). *Crustaceana*, **19**(1): 107-108.
- Williams, A. B.**
 1965a. Marine decapod crustaceans of the Carolinas. *Fishery Bulletin*, **65**(1): i-xi + 298 pages, text-figs. 1-252.
 1965b. A new genus and species of snapping shrimp (Decapoda, Alpheidae) from the Southeastern United States. *Crustaceana*, **9**(2): 192-198.
 1966. The Western Atlantic swimming crabs *Callinectes ornatus*, *C. danae*, and a new, related species (Decapoda, Portunidae). *Tulane Studies in Zoology*, **13**(3): 83-93.
 1974a. *Allactaea lithostrota*, a new genus and species of crab (Decapoda: Xanthidae) from North Carolina, U. S. A. *Proceedings of the Biological Society of Washington*, **87**(3): 19-26.
 1974b. Marine flora and fauna of the northeastern U. S.

- Crustacea: Decapoda. *NOAA Technical Report NMFS, circular 389*, 50 pages.
- 1974c. Two new axiids (Decapoda: Thalassinidea: *Calocaris*) from North Carolina and the Straits of Florida. *Proceedings of the Biological Society of Washington*, **87**(39): 451-464.
- 1974d. The swimming crabs of the genus *Callinectes* (Decapoda: Portunidae). *Fishery Bulletin*, **72**(3): 685-798.
1976. Distinction between a Gulf of Mexico and Caribbean Atlantic species of the swimming crab *Ovalipes* (Decapoda: Portunidae). *Proceedings of the Biological Society of Washington*, **89**(14): 205-214.
1978. True crabs. 34 pages. In W. Fischer, ed., *FAO Species Identification Sheets for Fishery Purposes. Western Central Atlantic (Fishing Area 31)*, 6.
1982. Revision of the genus *Latreilia* Roux (Brachyura: Homoloidea). *Quaderni del laboratorio di Tecnologia della Pesca*, **3**(2-5): 227-255.
1983. The mud crab, *Penopeus herbstii*, S. L. partition into six species (Decapoda: Xanthidae). *Fishery Bulletin*, **81**(4): 863-882.
1984. Shrimps, Lobsters, and Crabs of the Atlantic Coast of the Eastern United States, Maine to Florida. *Smithsonian Institution Press*, xviii + 550 pages, 380 figures.
- Williams, A. B., L. R. McCloskey, and I. E. Gray.**
1968. New records of brachyuran decapod crustaceans from the continental shelf off North Carolina, U. S. A. *Crustaceana*, **15**(1): 41-66.
- Williams, A. B., J. K. Shaw, and T. S. Hopkins.**
1977. *Stilbomastax*, a new genus of spider crab (Majidae: Tychinae) from the West Indies region, with notes on American relatives. *Proceedings of the Biological Society of Washington*, **90**(4): 884-893, 9 figures.
- Williams, A. B., and R. L. Wigley.**
1977. Distribution of decapod Crustacea off northeastern U. S. based on specimens at the Northeast Fisheries Center, Woods Hole, Massachusetts. *NOAA Technical Report NMFS, circular 407*, iv + 44 pages.
- Williams, A. B., and D. M. Williams.**
1981. Carolinian records for American lobster, *Homarus americanus*, and tropical swimming crab, *Callinectes bocourti*, Postulated means of dispersal. *Fishery Bulletin*, **79**(1): 192-198.
- Wilson, K. A., and R. H. Gore.**
1979. Studies on decapod Crustacea from the Indian River region of Florida. XVI the second known specimen and first continental record for *Discias serratirostris* Lebour, 1949 (Caridea, Bresiliidae). *Crustaceana*, **37**(3): 311-315.
- Yaldwyn, J. C.**
1968. Records of, and observations on, the coral shrimp genus *Stenopus* in Australia, New Zealand and the south-west Pacific. *Australian Zoologist*, **14**(3): 277-289.
- Zariquiey Alvarez, R.**
1968. Crustaceos decapodos ibericos. *Investigacion Pesquera*, **32**: 1-510.
- Zimmer, C.**
1913. Westindische Decapoden, 1: Die familie Alpheidae. *Zoologischen Jahrbuchern, supplement*, **11**(3): 381-412, 57 figures.

Taxonomic Index

<i>Acanthacaris caeca</i> (A. Milne Edwards, 1881).....	25, 285, 287
<i>Acanthephyra purpurea</i> A. Milne Edwards, 1881.....	12, 131, 135
<i>Acanthocarpus alexandri</i> Stimpson, 1871.....	41, 465, 469
<i>Acanthocarpus bispinosus</i> A. Milne Edwards, 1880.....	41, 465, 469
<i>Acanthonyx petiverii</i> H. Milne Edwards, 1834.....	43, 495, 545
<i>Acetes americanus carolinae</i> Hansen, 1933.....	10, 115, 123
<i>Achaeopsis thomsoni</i> (Norman, 1873).....	43, 493, 545
<i>Actaea acantha</i> (H. Milne Edwards, 1834).....	55, 607, 615
<i>Actaea bifrons</i> Rathbun, 1898.....	55, 607, 615
<i>Aepinus septemspinus</i> (A. Milne Edwards, 1879).....	43, 493, 547
<i>Agaricochirus acanthinus</i> McLaughlin, 1982.....	31, 361, 367
<i>Agaricochirus alexandri</i> (A. Milne Edwards and Bouvier, 1893).....	31, 361, 367
<i>Agaricochirus boletifer</i> (A. Milne Edwards and Bouvier, 1893).....	31, 361, 367
<i>Agaricochirus gibbosimanus</i> (A. Milne Edwards, 1880).....	31, 361, 367
<i>Albunea gibbesii</i> Stimpson, 1859.....	38, 427, 429
<i>Albunea paretii</i> Guérin-Méneville, 1853.....	38, 427, 429
<i>Allactaea lithostrota</i> Williams, 1974.....	55, 604, 649
<i>Alpheopsis labis</i> Chace, 1972.....	17, 195, 205
<i>Alpheopsis trispinosus</i> (Stimpson, 1861).....	17, 195, 205
<i>Alpheus amblyonyx</i> Chace, 1972.....	17, 197, 209
<i>Alpheus armatus</i> Rathbun, 1901.....	17, 196, 207
<i>Alpheus armillatus</i> H. Milne Edwards, 1837.....	17, 198, 213
<i>Alpheus bouvieri</i> A. Milne Edwards, 1878.....	18, 199, 215
<i>Alpheus candei</i> Guérin-Méneville, 1855.....	18, 197, 209
<i>Alpheus cristulifrons</i> Rathbun, 1900.....	18, 198, 211
<i>Alpheus cylindricus</i> Kingsley, 1878.....	18, 196, 207
<i>Alpheus estuariensis</i> Christoffersen, 1984.....	18, 198, 211
<i>Alpheus floridanus</i> Kingsley, 1878.....	18, 199, 215
<i>Alpheus formosus</i> Gibbes, 1850.....	18, 197, 207
<i>Alpheus heterochaelis</i> Say, 1818.....	18, 198, 213
<i>Alpheus malleator</i> Dana, 1852.....	18, 197, 207
<i>Alpheus normanni</i> Kingsley, 1878.....	18, 198, 211
<i>Alpheus nuttingi</i> (Schmitt, 1924).....	18, 199, 215
<i>Alpheus paracrinatus</i> Miers, 1881.....	18, 199, 215
<i>Alpheus peasei</i> (Armstrong, 1940).....	19, 197, 211
<i>Alpheus schmitti</i> Chace, 1972.....	19, 199, 213
<i>Alpheus thomasi</i> Hendrix and Gore, 1973.....	19, 197, 209
<i>Alpheus viridari</i> (Armstrong, 1949).....	19, 198, 213
<i>Alpheus websteri</i> Kingsley, 1880.....	19, 197, 209
<i>Ambidexter symmetricus</i> Manning and Chace, 1971.....	23, 254, 261
<i>Anasimus latus</i> Rathbun, 1894.....	43, 494, 547
<i>Anchistioides antiguensis</i> (Schmitt, 1924).....	13, 153, 191
<i>Anisopagurus bartletti</i> (A. Milne Edwards, 1880).....	31, 361, 369
<i>Anisopagurus pygmaeus</i> (Bouvier, 1918).....	31, 361, 369
<i>Anomalothir furcillatus</i> (Stimpson, 1871).....	43, 493, 547
<i>Arachnopsis filipes</i> Stimpson, 1871.....	43, 493, 547
<i>Aratus pisonii</i> (H. Milne Edwards, 1837).....	62, 665, 675
<i>Arenaeus cribrarius</i> (Lamarck, 1818).....	52, 572, 589
<i>Aristaeomorpha foliacea</i> (Risso, 1827).....	7, 79, 81
<i>Automate evermanni</i> Rathbun, 1901.....	19, 200, 217
<i>Automate gardineri</i> Coutière, 1902.....	19, 200, 217
<i>Automate rectifrons</i> Chace, 1972.....	19, 200, 217
<i>Axiopsis hirsutimana</i> (Boesch and Smalley, 1972).....	26, 289, 291
<i>Axiopsis oxypleuræ</i> (Williams, 1974).....	26, 289, 291
<i>Axiopsis serratifrons</i> (A. Milne Edwards, 1873).....	26, 289, 291

<i>Banareia palmeri</i> (Rathbun, 1894).....	56, 604, 649
<i>Bathynectes longispina</i> Stimpson, 1871.....	52, 572, 589
<i>Batrachonotus fragosus</i> Stimpson, 1871.....	43, 493, 549
<i>Bentheogennema intermedia</i> (Bate, 1888).....	7, 79, 81
<i>Benthochason schmitti</i> Rathbun, 1931.....	52, 572, 589
<i>Brachycarpus biunguiculatus</i> (Lucas, 1849).....	13, 152, 191
<i>Bythocaris nana</i> Smith, 1885.....	21, 230, 249
<i>Calappa angusta</i> A. Milne Edwards, 1880.....	41, 466, 471
<i>Calappa flammea</i> (Herbst, 1794).....	42, 466, 471
<i>Calappa gallus</i> (Herbst, 1803).....	41, 466, 471
<i>Calappa ocellata</i> Holthuis, 1958.....	41, 466, 473
<i>Calappa sulcata</i> Rathbun, 1898.....	41, 466, 471
<i>Calcinus tibicen</i> (Herbst, 1791).....	28, 330, 353
<i>Callianassa acanthochirus</i> (Stimpson, 1866).....	26, 294, 296, 299
<i>Callianassa atlantica</i> Rathbun, 1926.....	26, 294, 297, 301
<i>Callianassa biformis</i> Biffar, 1971.....	26, 295, 305
<i>Callianassa branneri</i> (Rathbun, 1900).....	26, 295, 297, 303
<i>Callianassa fragilis</i> Biffar, 1970.....	26, 294, 297, 301
<i>Callianassa guassutunga</i> Rodrigues, 1966.....	26, 294, 296, 299
<i>Callianassa jamaicense</i> Schmitt, 1935.....	27, 295, 296, 303
<i>Callianassa longiventris</i> A. Milne Edwards, 1870.....	27, 294, 296, 299
<i>Callianassa marginata</i> Rathbun, 1901.....	27, 295, 296, 305
<i>Callianassa quadracuta</i> Biffar, 1970.....	27, 295, 303
<i>Callianassa rathbunae</i> Schmitt, 1935.....	27, 294, 296, 299
<i>Callianassa trilobata</i> Biffar, 1970.....	27, 295, 297, 303
<i>Callichirus islagrande</i> (Schmitt, 1935).....	27, 295, 296, 307
<i>Callichirus major</i> (Say, 1818).....	27, 295, 296, 297, 307
<i>Callidactylus asper</i> Stimpson, 1871.....	42, 479, 491
<i>Callinectes bocourti</i> A. Milne Edwards, 1879.....	52, 573, 577
<i>Callinectes danae</i> Smith, 1869.....	52, 573, 579
<i>Callinectes exasperatus</i> (Gerstaecker, 1856).....	52, 573, 579
<i>Callinectes larvatus</i> Ordway, 1863.....	52, 573, 577
<i>Callinectes ornatus</i> Ordway, 1863.....	52, 573, 579
<i>Callinectes sapidus</i> Rathbun, 1896.....	52, 573, 577
<i>Callinectes similis</i> Williams, 1966.....	53, 573, 577
<i>Cancellus ornatus</i> Benedict, 1901.....	28, 331, 337
<i>Cancellus viridis</i> Mayo, 1973.....	29, 331, 337
<i>Cancer borealis</i> Stimpson, 1859.....	51, 569, 571
<i>Cancer irroratus</i> Say, 1817.....	52, 569, 571
<i>Cardisoma guanhumu</i> Latreille, 1825.....	61, 661, 663
<i>Carpilius corallinus</i> (Herbst, 1783).....	56, 603, 651
<i>Carpoporus papulosus</i> Stimpson, 1871.....	56, 604, 651
<i>Cataleptodius floridanus</i> (Gibbes, 1850).....	56, 604, 651
<i>Catapagurus sharrei</i> A. Milne Edwards, 1880.....	32, 359, 387
<i>Chacellus filiformis</i> Guinot, 1969.....	54, 591, 595
<i>Chlorodiella longimana</i> (H. Milne Edwards, 1834).....	56, 605, 653
<i>Chorinus heros</i> (Herbst, 1790).....	44, 494, 549
<i>Clibanarius antillensis</i> Stimpson, 1862.....	29, 331, 339
<i>Clibanarius cubensis</i> (Saussure, 1858).....	29, 331, 339
<i>Clibanarius tricolor</i> (Gibbes, 1850).....	29, 331, 339
<i>Clibanarius vittatus</i> (Bosc, 1802).....	29, 331, 339
<i>Clythrocerus granulatus</i> (Rathbun, 1898).....	39, 447, 449
<i>Clythrocerus nitidus</i> (A. Milne Edwards, 1880).....	39, 447, 449
<i>Clythrocerus stimpsoni</i> Rathbun, 1937.....	39, 447, 449
<i>Coelocerus spinosus</i> A. Milne Edwards, 1875.....	44, 496, 549
<i>Coenobita clypeatus</i> (Herbst, 1791).....	28, 327, 329
<i>Collodes leptocheles</i> Rathbun, 1894.....	44, 497, 509
<i>Collodes nudus</i> Stimpson, 1871.....	44, 497

<i>Collodes obesus</i> A. Milne Edwards, 1878.....	44, 497, 509
<i>Collodes robustus</i> Smith, 1883.....	44, 497, 509
<i>Collodes trispinosus</i> Stimpson, 1871.....	44, 497, 509
<i>Coralaxius abelei</i> Kensley and Gore, 1981.....	26, 289, 291
<i>Crangon septemspinosus</i> Say, 1818.....	25, 271, 273
<i>Cronius ruber</i> (Lamarck, 1818).....	53, 573, 581
<i>Cronius tumidulus</i> (Stimpson, 1871).....	53, 573, 581
<i>Cryptopodia concava</i> Stimpson, 1871.....	50, 558, 565
<i>Cycloes bairdii</i> Stimpson, 1860.....	41, 465, 477
<i>Cyclograpsus integer</i> H. Milne Edwards, 1837.....	62, 665, 675
<i>Cymonomus quadratus</i> A. Milne Edwards, 1880.....	39, 443, 445
<i>Cymopolus agassizi</i> A. Milne Edwards and Bouvier, 1899.....	39, 443, 445
<i>Dardanus fucosus</i> Biffar and Provenzano, 1972.....	29, 332, 341
<i>Dardanus insignis</i> (Saussure, 1858).....	29, 332, 341
<i>Dardanus venosus</i> (H. Milne Edwards, 1848).....	29, 332, 341
<i>Dicranodromia ovata</i> A. Milne Edwards, 1880.....	39, 443, 445
<i>Discias atlanticus</i> Gurney, 1939.....	12, 141, 143
<i>Discias serratirostris</i> Lebour, 1949.....	13, 141, 143
<i>Dissodactylus borradailei</i> Rathbun, 1918.....	64, 682, 687
<i>Dissodactylus crinitichelis</i> Moreira, 1901.....	64, 682, 689
<i>Dissodactylus mellitae</i> (Rathbun, 1900).....	64, 682, 689
<i>Dissodactylus primitivus</i> Bouvier, 1917.....	64, 682, 687
<i>Dissodactylus rugatus</i> Bouvier, 1917.....	64, 682, 687
<i>Dissodactylus stebbingi</i> Rathbun, 1918.....	64, 682, 687
<i>Domecia acanthophora acanthophora</i> (Desbonne and Schramm, 1867).....	56, 606, 653
<i>Dromia erythropus</i> (George Edwards, 1771).....	39, 437, 441
<i>Dromidia antillensis</i> Stimpson, 1858.....	39, 437, 441
<i>Ebalia cariosa</i> (Stimpson, 1860).....	42, 480, 483
<i>Ebalia stimpsonii</i> A. Milne Edwards, 1880.....	42, 480, 483
<i>Emerita benedicti</i> Schmitt, 1935.....	38, 433, 435
<i>Emerita portoricensis</i> Schmitt, 1935.....	38, 433, 435
<i>Emerita talpoida</i> (Say, 1817).....	38, 433, 435
<i>Epialtus bituberculatus</i> H. Milne Edwards, 1834.....	44, 498, 511
<i>Epialtus dilatatus</i> A. Milne Edwards, 1878.....	44, 498, 511
<i>Epialtus dilatatus</i> forma <i>elongata</i> Rathbun, 1923.....	44, 498, 513
<i>Epialtus kingsleyi</i> Rathbun, 1923.....	44, 498, 511
<i>Epialtus longirostris</i> Stimpson, 1860.....	44, 498, 511
<i>Eriphia gonagra</i> (Fabricius, 1781).....	56, 606, 653
<i>Ethusa mascarone americana</i> A. Milne Edwards, 1880.....	40, 461, 463
<i>Ethusa micropthalma</i> Smith, 1881.....	40, 461, 463
<i>Ethusa tenuipes</i> Rathbun, 1897.....	41, 461, 463
<i>Ethusa truncata</i> A. Milne Edwards and Bouvier, 1899.....	41, 461, 463
<i>Etusis maculatus</i> (Stimpson, 1860).....	56, 605, 653
<i>Euceramus praelongus</i> Stimpson, 1860.....	36, 410, 425
<i>Euchirograpsus americanus</i> A. Milne Edwards, 1880.....	62, 666, 669
<i>Euchirograpsus antillensis</i> Turkay, 1975.....	62, 666, 669
<i>Eucratopsis crassimanus</i> (Dana, 1852).....	54, 592, 595
<i>Eugonatonotus crassus</i> (A. Milne Edwards, 1881).....	13, 145, 147
<i>Euphrosynoplax clausa</i> Guinot, 1969.....	54, 591, 597
<i>Euprognatha gracilipes</i> A. Milne Edwards, 1878.....	44, 499, 513
<i>Euprognatha rastellifera</i> Stimpson, 1871.....	45, 499, 513
<i>Eurypanopeus abbreviatus</i> (Stimpson, 1860).....	56, 607, 617
<i>Eurypanopeus depressus</i> (Smith, 1869).....	56, 607, 617
<i>Eurypanopeus dissimilis</i> (Benedict and Rathbun, 1891).....	56, 607, 617
<i>Eurypanopeus turgidus</i> (Rathbun, 1930).....	56, 607, 617
<i>Euryplax nitida</i> Stimpson, 1859.....	54, 592, 597
<i>Eurytium limosum</i> (Say, 1818).....	56, 606, 655
<i>Exhippolysmata oplophoroides</i> (Holthuis, 1948).....	21, 230, 249

<i>Fabia byssomia</i> (Say, 1818).....	64, 682, 691
<i>Fabia tellinae</i> Cobb, 1973.....	64, 682, 691
<i>Frevillea barbata</i> A. Milne Edwards, 1880.....	54, 593, 595
<i>Frevillea hirsuta</i> (Borradaile, 1916).....	54, 593, 595
<i>Funchalia villosa</i> (Bouvier, 1905).....	7, 82, 95
<i>Galathea rostrata</i> A. Milne Edwards, 1880.....	35, 397, 409
<i>Gecarcinus lateralis</i> (Freminville, 1835).....	61, 661, 663
<i>Gecarcinus ruricola</i> (Linnaeus, 1758).....	62, 661, 663
<i>Geograpsus lividus</i> (H. Milne Edwards, 1837).....	62, 665, 675
<i>Geryon fenneri</i> Manning and Hothuis, 1984.....	52, 569, 571
<i>Glyphocrangon haematonotus</i> Holthuis, 1971.....	25, 277, 279
<i>Glyphocrangon longleyi</i> Schmitt, 1931.....	25, 277, 279
<i>Glyphocrangon spinicauda</i> A. Milne Edwards, 1881.....	25, 277, 279
<i>Glyptoplax smithii</i> A. Milne Edwards, 1880.....	54, 592, 597
<i>Glyptoxanthus erosus</i> (Stimpson, 1859).....	57, 603, 655
<i>Gnathophylloides mineri</i> Schmitt, 1933.....	13, 149, 151
<i>Gnathophyllum americanum</i> Guérin-Méneville, 1855.....	13, 149, 151
<i>Gnathophyllum circellum</i> Manning, 1963.....	13, 149, 151
<i>Gnathophyllum modestum</i> Hay, 1917.....	13, 149, 151
<i>Goneplax sigsbei</i> (A. Milne Edwards, 1880).....	54, 591, 597
<i>Goniopsis cruentata</i> (Latreille, 1802).....	62, 665, 675
<i>Gourretia latispina</i> (Dawson, 1967).....	27, 293, 296, 307
<i>Grapsus grapsus</i> (Linnaeus, 1758).....	62, 665, 677
<i>Hadropenaeus affinis</i> (Bouvier, 1906).....	8, 98, 101
<i>Hadropenaeus modestus</i> (Smith, 1885).....	8, 98, 101
<i>Hemus cristulipes</i> A. Milne Edwards, 1875.....	45, 495, 549
<i>Hepatus epheliticus</i> (Linnaeus, 1763).....	41, 466, 475
<i>Hepatus pudibundus</i> (Herbst, 1785).....	41, 466, 475
<i>Heteractaea ceratopus</i> (Stimpson, 1860).....	57, 604, 655
<i>Heterocrypta granulata</i> (Gibbes, 1850).....	50, 558, 565
<i>Hexapanopeus angustifrons</i> (Benedict and Rathbun, 1891).....	57, 608, 621
<i>Hexapanopeus caribbaeus</i> (Stimpson, 1871).....	57, 608, 619
<i>Hexapanopeus hemphillii</i> (Benedict and Rathbun, 1891).....	57, 608, 621
<i>Hexapanopeus lobipes</i> (A. Milne Edwards, 1880).....	57, 608, 619
<i>Hexapanopeus paulensis</i> Rathbun, 1930.....	57, 608, 619
<i>Hexapanopeus quinquentatus</i> Rathbun, 1901.....	57, 608, 621
<i>Hippa cubensis</i> (Saussure, 1857).....	38, 433, 435
<i>Hippolyte coerulescens</i> (Fabricius, 1775).....	21, 231, 237
<i>Hippolyte curacaoensis</i> Schmitt, 1924.....	21, 231, 237
<i>Hippolyte nicholsoni</i> Chace, 1972.....	21, 231, 237
<i>Hippolyte pleuracanthus</i> (Stimpson, 1871).....	21, 231, 237
<i>Hippolyte zostericola</i> (Smith, 1873).....	22, 231, 239
<i>Homola barbata</i> (Fabricius, 1793).....	40, 451, 453
<i>Hymenopenaeus aphoticus</i> Burkenroad, 1936.....	9, 98, 103
<i>Hymenopenaeus debilis</i> Smith, 1882.....	9, 98, 103
<i>Hypoconcha arcuata</i> Stimpson, 1858.....	39, 437, 439
<i>Hypoconcha sabulosa</i> (Herbst, 1799).....	39, 437, 439
<i>Hypoconcha spinosissima</i> Rathbun, 1933.....	39, 437, 439
<i>Iliacantha intermedia</i> Miers, 1886.....	42, 480, 485
<i>Iliacantha liodactylus</i> Rathbun, 1898.....	42, 480, 485
<i>Iliacantha sparsa</i> Stimpson, 1871.....	42, 480, 485
<i>Iliacantha subglobosa</i> Stimpson, 1871.....	42, 480, 485
<i>Inachoides forceps</i> A. Milne Edwards, 1879.....	45, 494, 551
<i>Iridopagurus caribbensis</i> (A. Milne Edwards and Bouvier, 1893).....	32, 362, 371
<i>Iridopagurus globulus</i> De Saint Laurent-Dechancé, 1966.....	32, 362, 371
<i>Iridopagurus iris</i> (A. Milne Edwards, 1880).....	32, 362, 371
<i>Iridopagurus reticulatus</i> García Gómez, 1983.....	32, 362, 371
<i>Iridopagurus violaceus</i> De Saint Laurent-Dechancé, 1966.....	32, 362, 373

<i>Isocheles wurdemanni</i> Stimpson, 1862.....	29, 330, 353
<i>Janicella spinicauda</i> (A. Milne Edwards, 1883).....	12, 131, 135
<i>Justitia longimanus</i> (H. Milne Edwards, 1837).....	27, 313, 315
<i>Latreillia manningi</i> Williams, 1982.....	40, 451, 453
<i>Latreutes fucorum</i> (Fabricius, 1798).....	22, 232, 241
<i>Latreutes parvulus</i> (Stimpson, 1866).....	22, 232, 241
<i>Leander paulensis</i> Ortmann, 1897.....	13, 154, 163
<i>Leander tenuicornis</i> (Say, 1818).....	13, 154, 163
<i>Leiolambrus nitidus</i> Rathbun, 1901.....	50, 558, 565
<i>Lepidopa benedicti</i> Schmitt, 1935.....	38, 427, 429
<i>Lepidopa websteri</i> Benedict, 1903.....	38, 427, 429
<i>Leptalpheus forceps</i> Williams, 1965.....	19, 194, 229
<i>Leptochela bermudensis</i> Gurney, 1939.....	12, 137, 139
<i>Leptochela carinata</i> Ortmann, 1893.....	12, 137, 139
<i>Leptochela papulata</i> Chace, 1976.....	12, 137, 139
<i>Leptochela serratorbita</i> Bate, 1888.....	12, 137, 139
<i>Leptodius parvulus</i> (Fabricius, 1793).....	57, 604, 655
<i>Leptopisa setirostris</i> (Stimpson, 1871).....	45, 496, 551
<i>Libinia dubia</i> H. Milne Edwards, 1834.....	45, 499, 515
<i>Libinia emarginata</i> Leach, 1815.....	45, 499, 515
<i>Libinia erinacea</i> (A. Milne Edwards, 1879).....	45, 499, 515
<i>Lipkebe holthuisi</i> Chace, 1969.....	14, 153, 191
<i>Lithadia cadaverosa</i> Stimpson, 1871.....	42, 480, 487
<i>Lithadia granulosa</i> A. Milne Edwards, 1880.....	42, 480, 487
<i>Lobopilumnus agassizii</i> (Stimpson, 1871).....	57, 606, 657
<i>Lucifer faxoni</i> Borradaile, 1915.....	11, 125, 126a
<i>Lucifer typus</i> H. Milne Edwards, 1837.....	11, 125, 126a
<i>Lyreidus nitidus</i> (A. Milne Edwards, 1880).....	40, 455, 459
<i>Lysmata amboinensis</i> (De Man, 1888).....	22, 233, 243
<i>Lysmata intermedia</i> (Kingsley, 1878).....	22, 233, 243
<i>Lysmata rathbunae</i> Chace, 1970.....	22, 233, 243
<i>Lysmata wurdemanni</i> (Gibbes, 1850).....	22, 233, 243
<i>Macrobrachium acanthurus</i> (Wiegmann, 1836).....	14, 154, 165
<i>Macrobrachium carcinus</i> (Linnaeus, 1758).....	14, 154, 165
<i>Macrobrachium crenulatum</i> Holthuis, 1950.....	14, 154, 167
<i>Macrobrachium ohione</i> (Smith, 1874).....	14, 154, 165
<i>Macrobrachium offersii</i> (Wiegmann, 1836).....	14, 154, 165
<i>Macrocoeloma camptocerum</i> (Stimpson, 1871).....	45, 500, 519
<i>Macrocoeloma diplacanthum</i> (Stimpson, 1860).....	45, 500, 519
<i>Macrocoeloma eutheca</i> (Stimpson, 1871).....	45, 500, 519
<i>Macrocoeloma laevigatum</i> (Stimpson, 1860).....	45, 500, 519
<i>Macrocoeloma septemspinosum</i> (Stimpson, 1871).....	45, 500, 521
<i>Macrocoeloma subparallelum</i> (Stimpson, 1860).....	46, 500, 517
<i>Macrocoeloma trispinosum nodipes</i> (Desbonne, 1867).....	46, 500, 517
<i>Macrocoeloma trispinosum trispinosum</i> (Latreille, 1825).....	46, 500, 517
<i>Macrocoeloma trispinosum</i> , variety.....	46, 500, 517
<i>Manucomplanus corallinus</i> (Benedict, 1892).....	32, 360, 387
<i>Megalobrachium poeyi</i> (Guérin-Méneville, 1855).....	37, 412, 415
<i>Megalobrachium soriatum</i> (Say, 1818).....	37, 412, 415
<i>Melybia thalamita</i> Stimpson, 1871.....	57, 606, 657
<i>Menippe mercenaria</i> (Say, 1818).....	57, 608, 623
<i>Menippe nodifrons</i> Stimpson, 1859.....	58, 608, 623
<i>Merhippolyte americana</i> Holthuis, 1961.....	22, 230, 249
<i>Mesopenaeus tropicalis</i> (Bouvier, 1905).....	9, 97, 107
<i>Mesorhoea sexspinoso</i> Stimpson, 1871.....	50, 558, 565
<i>Metacrangon jacqueti agassizii</i> (Smith, 1882).....	25, 271, 273
<i>Metalpheus rostratipes</i> (Pocock, 1890).....	19, 194, 229
<i>Metanephrops binghami</i> (Boone, 1927).....	26, 285, 287

<i>Metapenaeopsis gerardoi</i> Pérez Farfante, 1971.....	7, 83, 87
<i>Metapenaeopsis goodei</i> (Smith, 1885).....	7, 83, 87
<i>Metapenaeopsis smithi</i> (Schmitt, 1924).....	7, 83, 87
<i>Metoporphaphis calcarata</i> (Say, 1818).....	46, 494, 551
<i>Micropanope barbadensis</i> (Rathbun, 1921).....	58, 609, 627
<i>Micropanope lobifrons</i> A. Milne Edwards, 1880.....	58, 609, 625
<i>Micropanope nuttingi</i> (Rathbun, 1898).....	58, 609, 627
<i>Micropanope pusilla</i> A. Milne Edwards, 1880.....	58, 609, 625
<i>Micropanope sculptipes</i> Stimpson, 1871.....	58, 609, 625
<i>Micropanope spinipes</i> A. Milne Edwards, 1880.....	58, 609, 625
<i>Micropanope urinator</i> (A. Milne Edwards, 1881).....	58, 609, 627
<i>Microphrys antillensis</i> Rathbun, 1920.....	46, 501, 521
<i>Microphrys bicornutus</i> (Latreille, 1825).....	46, 501, 521
<i>Microprosthemis semilaeve</i> (Von Martens, 1872).....	11, 281, 283
<i>Mithrax acuticornis</i> Stimpson, 1870.....	46, 501, 523
<i>Mithrax caribbaeus</i> Rathbun, 1900.....	46, 502, 527
<i>Mithrax cinctimanus</i> (Stimpson, 1860).....	46, 502, 527
<i>Mithrax cornutus</i> Saussure, 1857.....	46, 501, 523
<i>Mithrax coryphe</i> (Herbst, 1801).....	46, 503, 529
<i>Mithrax forceps</i> (A. Milne Edwards, 1875).....	47, 503, 529
<i>Mithrax hemphilli</i> Rathbun, 1892.....	47, 502, 525
<i>Mithrax hispidus</i> (Herbst, 1790).....	47, 502, 525
<i>Mithrax holderi</i> Stimpson, 1871.....	47, 502, 525
<i>Mithrax pilosus</i> Rathbun, 1892.....	47, 501, 523
<i>Mithrax pleuracanthus</i> Stimpson, 1871.....	47, 502, 527
<i>Mithrax ruber</i> (Stimpson, 1871).....	47, 503, 529
<i>Mithrax sculptus</i> (Lamarck, 1818).....	47, 503, 529
<i>Mithrax spinosissimus</i> (Lamarck, 1818).....	47, 501, 523
<i>Mithrax tortugae</i> Rathbun, 1920.....	47, 502, 527
<i>Mithrax verrucosus</i> H. Milne Edwards, 1832.....	47, 501, 502, 525
<i>Mocosoa crebripunctata</i> Stimpson, 1871.....	47, 495, 551
<i>Munida affinis</i> A. Milne Edwards, 1880.....	35, 398, 405
<i>Munida angulata</i> Benedict, 1902.....	35, 398, 405
<i>Munida forceps</i> A. Milne Edwards, 1880.....	35, 398, 403
<i>Munida iris iris</i> A. Milne Edwards, 1880.....	35, 398, 403
<i>Munida irrasa</i> A. Milne Edwards, 1880.....	35, 398, 403
<i>Munida longipes</i> A. Milne Edwards, 1880.....	35, 398, 405
<i>Munida miles</i> A. Milne Edwards, 1880.....	36, 397, 401
<i>Munida pusilla</i> Benedict, 1902.....	36, 398, 403
<i>Munida santipauli</i> Henderson, 1885.....	36, 397, 401
<i>Munida simplex</i> Benedict, 1902.....	36, 398, 405
<i>Munida spinifrons</i> Henderson, 1885.....	36, 397, 401
<i>Munida stimpsoni</i> A. Milne Edwards, 1880.....	36, 398, 407
<i>Munida valida</i> Smith, 1883.....	36, 398, 401
<i>Munidopsis armata</i> (A. Milne Edwards, 1880).....	36, 399, 407
<i>Munidopsis platirostris</i> (A. Milne Edwards and Bouvier, 1894).....	36, 399, 407
<i>Munidopsis polita</i> (Smith, 1883).....	36, 399, 407
<i>Myropsis quinquespinosa</i> Stimpson, 1871.....	42, 479, 491
<i>Nanoplax xanthiformis</i> (A. Milne Edwards, 1881).....	55, 591, 599
<i>Nematopaguroides pusillus</i> Forest and De Saint Laurent, 1967.....	32, 359, 387
<i>Neopanope packardii</i> (Kingsley, 1879).....	58, 609, 629
<i>Neopanope sayi</i> (Smith, 1869).....	58, 609, 629
<i>Neopanope texana</i> (Stimpson, 1859).....	58, 609, 629
<i>Neopilumnoplax americana</i> (Rathbun, 1898).....	55, 591, 599
<i>Neopisosoma angustifrons</i> (Benedict, 1901).....	37, 410, 425
<i>Neopontonides beaufortensis</i> (Borradaile, 1920).....	14, 153, 191
<i>Nephropsis aculeata</i> Smith, 1881.....	26, 285, 287
<i>Nibilia antilocapra</i> (Stimpson, 1871).....	47, 494, 553

<i>Nikoides schmitti</i> Manning and Chace, 1971.....	23, 254, 261
<i>Ocypode quadrata</i> (Fabricius, 1787).....	66, 707, 717
<i>Odontozona libertae</i> Gore, 1981.....	11, 281, 283
<i>Ogyrides alphaerostris</i> (Kingsley, 1880).....	23, 251, 253
<i>Ogyrides hayi</i> Williams, 1981.....	23, 251, 253
<i>Oplophorus gracilirostris</i> A. Milne Edwards, 1881.....	12, 131, 133
<i>Oplophorus spinosus</i> (Brullé, 1839).....	12, 131, 133
<i>Oplopisa spinipes</i> A. Milne Edwards, 1879.....	48, 494, 553
<i>Orthoheres strombi</i> (Rathbun, 1905).....	64, 681, 705
<i>Osachila antillensis</i> Rathbun, 1898.....	42, 467, 477
<i>Osachila semilevis</i> Rathbun, 1916.....	42, 467, 477
<i>Osachila tuberosa</i> Stimpson, 1871.....	42, 467, 477
<i>Ostraconotus spatulipes</i> A. Milne Edwards, 1880.....	32, 359, 389
<i>Ovalipes floridanus</i> Hay and Shore, 1918.....	53, 574, 581
<i>Ovalipes stephensoni</i> Williams, 1976.....	53, 574, 581
<i>Pachycheles ackleianus</i> A. Milne Edwards, 1880.....	37, 412, 417
<i>Pachycheles monilifer</i> (Dana, 1852).....	37, 412, 419
<i>Pachycheles pilosus</i> (H. Milne Edwards, 1837).....	37, 412, 417
<i>Pachycheles riisei</i> (Stimpson, 1858).....	37, 412, 417
<i>Pachycheles rugimanus</i> A. Milne Edwards, 1880.....	37, 412, 417
<i>Pachygrapsus gracilis</i> (Saussure, 1858).....	62, 666, 669
<i>Pachygrapsus transversus</i> (Gibbes, 1850).....	63, 666, 669
<i>Paguristes anomalus</i> Bouvier, 1918.....	29, 334, 349
<i>Paguristes cadenati</i> Forest, 1954.....	29, 334, 349
<i>Paguristes erythropros</i> Holthuis, 1959.....	29, 334, 347
<i>Paguristes grayi</i> Benedict, 1901.....	29, 334, 345
<i>Paguristes hernancortezii</i> McLaughlin and Provenzano, 1974.....	29, 334, 349
<i>Paguristes hummi</i> Wass, 1955.....	30, 333, 343
<i>Paguristes inconstans</i> McLaughlin and Provenzano, 1974.....	30, 333, 345
<i>Paguristes invisisacculus</i> McLaughlin and Provenzano, 1974.....	30, 335, 353
<i>Paguristes laticlavus</i> McLaughlin and Provenzano, 1974.....	30, 333, 343
<i>Paguristes limonensis</i> McLaughlin and Provenzano, 1974.....	30, 334, 351
<i>Paguristes lymani</i> A. Milne Edwards and Bouvier, 1893.....	30, 333, 343
<i>Paguristes moorei</i> Benedict, 1901.....	30, 333, 345
<i>Paguristes oxyphthalmus</i> Holthuis, 1959.....	30, 333, 343
<i>Paguristes puncticeps</i> Benedict, 1901.....	30, 334, 347
<i>Paguristes sericeus</i> A. Milne Edwards, 1880.....	30, 334, 347
<i>Paguristes spinipes</i> A. Milne Edwards, 1880.....	30, 334, 347
<i>Paguristes starcki</i> Provenzano, 1965.....	30, 334, 351
<i>Paguristes tenuirostris</i> Benedict, 1901.....	30, 334, 349
<i>Paguristes tortugae</i> Schmitt, 1933.....	31, 335, 351
<i>Paguristes triangulatus</i> A. Milne Edwards and Bouvier, 1893.....	31, 333, 345
<i>Paguristes wassi</i> Provenzano, 1961.....	31, 334, 351
<i>Pagurus annulipes</i> (Stimpson, 1860).....	32, 363, 379
<i>Pagurus brevidactylus</i> (Stimpson, 1859).....	33, 363, 375
<i>Pagurus carolinensis</i> McLaughlin, 1975.....	33, 363, 375
<i>Pagurus criniticornis</i> (Dana, 1852).....	33, 363, 379
<i>Pagurus defensus</i> (Benedict, 1892).....	33, 364, 381
<i>Pagurus gymnodactylus</i> Lemaitre, 1982.....	33, 363, 377
<i>Pagurus impressus</i> (Benedict, 1892).....	33, 363, 377
<i>Pagurus longicarpus</i> Say, 1817.....	33, 364, 381
<i>Pagurus macLaughlinae</i> García Gómez, 1982.....	33, 363, 377
<i>Pagurus marshi</i> Benedict, 1901.....	33, 363, 377
<i>Pagurus piercei</i> Wass, 1963.....	33, 364, 381
<i>Pagurus politus</i> (Smith, 1882).....	33, 364, 379
<i>Pagurus pollicaris</i> Say, 1817.....	33, 363, 375
<i>Pagurus provenzanoii</i> Forest and De Saint Laurent, 1967.....	34, 362, 375
<i>Pagurus stimpsoni</i> (A. Milne Edwards and Bouvier, 1893).....	34, 364, 379

<i>Palaemon floridanus</i> Chace, 1942.....	14, 155, 169
<i>Palaemon northropi</i> (Rankin, 1898).....	14, 155, 169
<i>Palaemonetes intermedius</i> Holthuis, 1949.....	14, 155, 171
<i>Palaemonetes paludosus</i> (Gibbes, 1850).....	14, 155, 171
<i>Palaemonetes pugio</i> Holthuis, 1949.....	14, 155, 171
<i>Palaemonetes vulgaris</i> Say, 1818.....	15, 155, 171
<i>Palicus affinis</i> A. Milne Edwards and Bouvier, 1899.....	67, 718, 721
<i>Palicus alternatus</i> Rathbun, 1897.....	67, 718, 721
<i>Palicus cristatipes</i> (A. Milne Edwards, 1880).....	67, 718, 721
<i>Palicus cursor</i> (A. Milne Edwards, 1880).....	67, 719, 723
<i>Palicus dentatus</i> A. Milne Edwards, 1880.....	67, 718, 723
<i>Palicus faxoni</i> Rathbun, 1897.....	67, 718, 723
<i>Palicus floridana</i> (Rathbun, 1918).....	67, 719, 725
<i>Palicus gracilis</i> (Smith, 1883).....	67, 719, 725
<i>Palicus obesus</i> (A. Milne Edwards, 1880).....	67, 718, 723
<i>Palicus sica</i> (A. Milne Edwards, 1880).....	68, 718, 721
<i>Palinurellus gundlachi</i> (Von Martens, 1881).....	28, 323, 325
<i>Panopeus americanus</i> Saussure, 1857.....	58, 610, 631
<i>Panopeus bermudensis</i> Benedict and Rathbun, 1891.....	59, 610, 631
<i>Panopeus hartii</i> Smith, 1869.....	59, 611, 635
<i>Panopeus herbstii</i> H. Milne Edwards, 1834.....	59, 610, 631
<i>Panopeus lacustris</i> Desbonne, 1867.....	59, 610, 633
<i>Panopeus obesus</i> Smith, 1869.....	59, 610, 633
<i>Panopeus occidentalis</i> Saussure, 1857.....	59, 611, 635
<i>Panopeus rugosus</i> A. Milne Edwards, 1880.....	59, 610, 633
<i>Panopeus simpsoni</i> Rathbun, 1930.....	59, 610, 631
<i>Panoplax depressa</i> Stimpson, 1871.....	55, 592, 599
<i>Pantomus parvulus</i> A. Milne Edwards, 1883.....	24, 262, 269
<i>Panulirus argus</i> (Latreille, 1804).....	27, 313, 315
<i>Panulirus guttatus</i> (Latreille, 1804).....	28, 313, 315
<i>Panulirus laevicauda</i> (Latreille, 1817).....	28, 313, 315
<i>Paractaea rufopunctata nodosa</i> (Stimpson, 1860).....	59, 604, 657
<i>Paraliomera dispar</i> (Stimpson, 1871).....	59, 611, 637
<i>Paraliomera longimana</i> (A. Milne Edwards, 1865).....	60, 611, 637
<i>Paralomis cubensis</i> Chace, 1939.....	31, 355, 357
<i>Parapenaeus americanus</i> (Rathbun, 1901).....	7, 83, 89
<i>Parapenaeus politus</i> Smith, 1881.....	7, 83, 89
<i>Parapetrolisthes tortugensis</i> (Glassell, 1945).....	37, 410, 425
<i>Parapinnixa bouvieri</i> Rathbun, 1918.....	64, 683, 693
<i>Parapinnixa hendersoni</i> Rathbun, 1918.....	64, 683, 693
<i>Parapontocaris caribbaea</i> (Boone, 1927).....	25, 271, 273
<i>Parribacus antarcticus</i> (Lund, 1793).....	28, 316, 321
<i>Parthenope agona</i> (Stimpson, 1871).....	50, 559, 561
<i>Parthenope fraterculus</i> (Stimpson, 1871).....	51, 559, 563
<i>Parthenope granulata</i> (Kingsley, 1879).....	51, 559, 561
<i>Parthenope pourtalesii</i> (Stimpson, 1871).....	51, 559, 561
<i>Parthenope serrata</i> (H. Milne Edwards, 1834).....	51, 559, 561
<i>Pelia mutica</i> (Gibbes, 1850).....	48, 494, 553
<i>Penaeopsis serrata</i> Bate, 1881.....	8, 82, 95
<i>Penaeus aztecus</i> Ives, 1891.....	8, 84, 85, 91
<i>Penaeus brasiliensis</i> Latreille, 1817.....	8, 84, 91
<i>Penaeus duorarum</i> Burkenroad, 1939.....	8, 84, 85, 91
<i>Penaeus setiferus</i> (Linnaeus, 1767).....	8, 84, 91
<i>Percnon gibbesi</i> (H. Milne Edwards, 1853).....	63, 665, 677
<i>Periclimenaeus ascidiarum</i> Holthuis, 1951.....	15, 156, 173
<i>Periclimenaeus atlanticus</i> (Rathbun, 1901).....	15, 157, 177
<i>Periclimenaeus bermudensis</i> (Armstrong, 1940).....	15, 156, 175
<i>Periclimenaeus caraibicus</i> Holthuis, 1951.....	15, 156, 173

<i>Periclimenaeus chacei</i> Abele, 1971.....	15, 156, 173
<i>Periclimenaeus maxillulidens</i> (Schmitt, 1936).....	15, 157, 177
<i>Periclimenaeus pearsei</i> (Schmitt, 1932).....	15, 156, 173
<i>Periclimenaeus perlatus</i> (Boone, 1930).....	15, 156, 175
<i>Periclimenaeus schmitti</i> Holthuis, 1951.....	15, 157, 175
<i>Periclimenaeus wilsoni</i> (Hay, 1917).....	15, 156, 175
<i>Periclimenes americanus</i> (Kingsley, 1878).....	15, 158, 179
<i>Periclimenes harringtoni</i> Lebour, 1949.....	16, 159, 181
<i>Periclimenes iridescens</i> Lebour, 1949.....	16, 159, 181
<i>Periclimenes longicaudatus</i> (Stimpson, 1860).....	16, 158, 179
<i>Periclimenes magnus</i> Holthuis, 1951.....	16, 158, 179
<i>Periclimenes pandionis</i> Holthuis, 1951.....	16, 158, 181
<i>Periclimenes pedersoni</i> Chace, 1958.....	16, 158, 179
<i>Periclimenes perryae</i> Chace, 1942.....	16, 159, 183
<i>Periclimenes rathbunae</i> Schmitt, 1924.....	16, 159, 181
<i>Periclimenes yucatanicus</i> (Ives, 1891).....	16, 159, 183
<i>Persephona crinita</i> Rathbun, 1931.....	42, 481, 487
<i>Persephona mediterranea</i> (Herbst, 1794).....	43, 481, 487
<i>Petrochirus diogenes</i> (Linnaeus, 1758).....	31, 330, 353
<i>Petrolisthes armatus</i> (Gibbes, 1850).....	37, 413, 421
<i>Petrolisthes galathinus</i> (Bosc, 1802).....	37, 413, 421
<i>Petrolisthes jugosus</i> Streets, 1872.....	37, 413, 421
<i>Petrolisthes politus</i> (Gray, 1831).....	38, 413, 421
<i>Philoceras gorei</i> (Dardeau, 1980).....	25, 271, 275
<i>Phimochirus holthuisi</i> (Provenzano, 1961).....	34, 365, 383
<i>Phimochirus leurocarpus</i> McLaughlin, 1981.....	34, 365, 383
<i>Phimochirus operculatus</i> (Stimpson, 1859).....	34, 365, 383
<i>Phimochirus randalli</i> (Provenzano, 1961).....	34, 365, 383
<i>Picroceroides tubularis</i> Miers, 1886.....	48, 495, 553
<i>Pilumnoides nudifrons</i> (Stimpson, 1871).....	60, 606, 657
<i>Pilumnoplax elata</i> (A. Milne Edwards, 1880).....	55, 591
<i>Pilumnus caribaeus</i> Desbonne and Schramm, 1867.....	60, 612, 641
<i>Pilumnus dasypodus</i> Kingsley, 1879.....	60, 612, 641
<i>Pilumnus floridanus</i> Stimpson, 1871.....	60, 612, 643
<i>Pilumnus gemmatus</i> Stimpson, 1860.....	60, 612, 641
<i>Pilumnus holosericus</i> Rathbun, 1898.....	60, 612, 643
<i>Pilumnus lacteus</i> Stimpson, 1871.....	60, 612, 643
<i>Pilumnus longleyi</i> Rathbun, 1930.....	60, 611, 639
<i>Pilumnus marshi</i> Rathbun, 1901.....	60, 611, 639
<i>Pilumnus nudimanus</i> Rathbun, 1900.....	60, 611, 639
<i>Pilumnus pannosus</i> Rathbun, 1896.....	60, 612, 643
<i>Pilumnus sayi</i> Rathbun, 1897.....	60, 612, 641
<i>Pilumnus spinosissimus</i> Rathbun, 1898.....	60, 611, 639
<i>Pinnaxodes floridensis</i> Wells and Wells, 1961.....	64, 681, 705
<i>Pinnixa chacei</i> Wass, 1955.....	64, 683, 695
<i>Pinnixa chaetopterana</i> Stimpson, 1860.....	64, 684, 699
<i>Pinnixa cristata</i> Rathbun, 1900.....	65, 683, 695
<i>Pinnixa cylindrica</i> (Say, 1818).....	65, 684, 697
<i>Pinnixa floridana</i> Rathbun, 1918.....	65, 684, 697
<i>Pinnixa leptosynaptae</i> Wass, 1968.....	65, 683, 695
<i>Pinnixa lunzi</i> Glassell, 1937.....	65, 684, 697
<i>Pinnixa pearsei</i> Wass, 1955.....	65, 684, 699
<i>Pinnixa retinens</i> Rathbun, 1918.....	65, 684, 695
<i>Pinnixa sayana</i> Stimpson, 1860.....	65, 684, 697
<i>Pinnotheres hemphilli</i> Rathbun, 1918.....	65, 685, 703
<i>Pinnotheres maculatus</i> Say, 1818.....	65, 685, 701, 703
<i>Pinnotheres moseri</i> Rathbun, 1918.....	65, 685, 701
<i>Pinnotheres ostreum</i> Say, 1817.....	65, 685, 701, 703

<i>Pinnotheres shoemakeri</i> Rathbun, 1918.....	65, 685, 703
<i>Pitho aculeata</i> (Gibbes, 1850).....	48, 504, 531
<i>Pitho anisodon</i> (Von Martens, 1872).....	48, 504, 531
<i>Pitho laevigata</i> (A. Milne Edwards, 1875).....	48, 504, 531
<i>Pitho lherminieri</i> (Schramm, 1867).....	48, 504, 531
<i>Pitho mirabilis</i> (Herbst, 1794).....	48, 504, 533
<i>Pitho quadridentata</i> (Miers, 1879).....	48, 504, 533
<i>Plagusia depressa</i> (Fabricius, 1775).....	63, 665, 677
<i>Planes minutus</i> (Linnaeus, 1758).....	63, 665, 679
<i>Platyactaea setigera</i> (H. Milne Edwards, 1834).....	61, 603, 659
<i>Platychirograpsus spectabilis</i> De Man, 1896.....	63, 665, 679
<i>Platypodiella spectabilis</i> (Herbst, 1794).....	61, 603, 659
<i>Pleoticus robustus</i> (Smith, 1885).....	9, 97, 107
<i>Plesionika acanthonotus</i> (Smith, 1882).....	24, 263, 265
<i>Plesionika edwardsii</i> (Brandt, 1851).....	24, 263, 265
<i>Plesionika ensis</i> (A. Milne Edwards, 1881).....	24, 263, 265
<i>Plesionika escatilis</i> (Stimpson, 1860).....	24, 263, 267
<i>Plesionika longicauda</i> (Rathbun, 1901).....	24, 263, 267
<i>Plesionika martia</i> (A. Milne Edwards, 1883).....	24, 263, 267
<i>Plesionika tenuipes</i> (Smith, 1881).....	24, 263, 265
<i>Plesiopenaeus edwardsianus</i> (Johnson, 1867).....	7, 79, 81
<i>Podochela curvirostris</i> (A. Milne Edwards, 1879).....	48, 505, 535
<i>Podochela gracilipes</i> Stimpson, 1871.....	48, 505, 535
<i>Podochela lamelligera</i> (Stimpson, 1871).....	48, 505, 535
<i>Podochela macrodera</i> Stimpson, 1860.....	49, 505, 535
<i>Podochela riisei</i> Stimpson, 1860.....	49, 505, 537
<i>Podochela sidneyi</i> Rathbun, 1924.....	49, 505, 537
<i>Polyonyx gibbesi</i> Haig, 1956.....	38, 410, 425
<i>Pontonia domestica</i> Gibbes, 1850.....	16, 160, 185
<i>Pontonia margarita</i> Smith, 1869.....	16, 160, 185
<i>Pontonia unidens</i> Kingsley, 1880.....	16, 160, 185
<i>Pontoniopsis paulae</i> Gore, 1981.....	16, 153, 193
<i>Pontophilus brevirostris</i> Smith, 1881.....	25, 271, 275
<i>Porcellana sayana</i> (Leach, 1820).....	38, 413, 423
<i>Porcellana sigsbeiana</i> A. Milne Edwards, 1880.....	38, 413, 423
<i>Porcellana stimpsoni</i> A. Milne Edwards, 1880.....	38, 413, 423
<i>Portunus anceps</i> (Saussure, 1858).....	53, 574, 583
<i>Portunus binoculus</i> Holthuis, 1969.....	53, 575, 587
<i>Portunus depressifrons</i> (Stimpson, 1859).....	53, 575, 585
<i>Portunus floridanus</i> Rathbun, 1930.....	53, 575, 585
<i>Portunus gibbesii</i> (Stimpson, 1859).....	53, 574, 583
<i>Portunus ordwayi</i> (Stimpson, 1860).....	53, 575, 587
<i>Portunus sayi</i> (Gibbes, 1850).....	53, 574, 583
<i>Portunus sebae</i> (H. Milne Edwards, 1834).....	54, 575, 585
<i>Portunus spinicarpus</i> (Stimpson, 1871).....	54, 575, 587
<i>Portunus spinimanus</i> Latreille, 1819.....	54, 575, 587
<i>Portunus ventralis</i> (A. Milne Edwards, 1879).....	54, 574, 585
<i>Portunus vocans</i> (A. Milne Edwards, 1878).....	54, 574, 583
<i>Potimirim potimirim</i> (Muller, 1881).....	11, 127, 129
<i>Processa bermudensis</i> (Rankin, 1900).....	23, 255, 257
<i>Processa fimbriata</i> Manning and Chace, 1971.....	23, 255, 257
<i>Processa guyanae</i> Holthuis, 1959.....	23, 255, 259
<i>Processa hemphilli</i> Manning and Chace, 1971.....	23, 255, 259
<i>Processa profunda</i> Manning and Chace, 1971.....	23, 255, 259
<i>Processa riveroi</i> Manning and Chace, 1971.....	24, 255, 257
<i>Processa vicina</i> Manning and Chace, 1971.....	24, 255, 257
<i>Pseudocheles chacei</i> Kensley, 1983.....	13, 141, 143
<i>Pseudocoutierea antillensis</i> Chace, 1972.....	17, 153, 193

<i>Pseudocryptochirus corallicola</i> (Verrill, 1908).....	68, 727, 729
<i>Pseudocryptochirus hypostegus</i> Shaw and Hopkins, 1977.....	68, 727, 729
<i>Pseudomedaeus agassizii</i> (A. Milne Edwards, 1880).....	61, 613, 645
<i>Pseudomedaeus distinctus</i> (Rathbun, 1898).....	61, 613, 645
<i>Pseudorhombila quadridentata</i> (Latreille, 1828).....	55, 592, 599
<i>Pylopaguropsis atlantica</i> Wass, 1963.....	34, 359, 389
<i>Pylopagurus discoidalis</i> (A. Milne Edwards, 1880).....	34, 359, 389
<i>Pyromaia arachna</i> Rathbun, 1924.....	49, 506, 539
<i>Pyromaia cuspidata</i> Stimpson, 1871.....	49, 506, 539
<i>Ranilia constricta</i> (A. Milne Edwards, 1880).....	40, 455, 457
<i>Ranilia muricata</i> H. Milne Edwards, 1837.....	40, 455, 457
<i>Raninoides loevis</i> (Latreille, 1825).....	40, 455, 457
<i>Raninoides louisianensis</i> Rathbun, 1933.....	40, 455, 457
<i>Rhithropanopeus harrisi</i> (Gould, 1841).....	61, 605, 659
<i>Rhodochirus rosaceus</i> (A. Milne Edwards and Bouvier, 1893).....	34, 360, 389
<i>Rhynchocinetes rigens</i> Gordon, 1936.....	13, 145, 147
<i>Rochinia crassa</i> (A. Milne Edwards, 1879).....	49, 506, 541
<i>Rochinia hystrix</i> (Stimpson, 1871).....	49, 506, 541
<i>Rochinia tanneri</i> (Smith, 1883).....	49, 506, 541
<i>Rochinia umbonata</i> (Stimpson, 1871).....	49, 506, 541
<i>Scyllarides aequinoctialis</i> (Lund, 1793).....	28, 317, 319
<i>Scyllarides nodifer</i> (Stimpson, 1866).....	28, 317, 319
<i>Scyllarus americanus</i> (Smith, 1869).....	28, 317, 321
<i>Scyllarus chacei</i> Holthuis, 1960.....	28, 317, 321
<i>Scyllarus depressus</i> (Smith, 1881).....	28, 317, 321
<i>Sergestes armatus</i> Kröyer, 1855.....	10, 116, 121
<i>Sergestes atlanticus</i> H. Milne Edwards, 1830.....	10, 116, 119
<i>Sergestes edwardsii</i> Kröyer, 1855.....	10, 116, 121
<i>Sergestes henseni</i> (Ortmann, 1893).....	10, 116, 119
<i>Sergestes paraseminudus</i> Crosnier and Forest, 1973.....	10, 116, 119
<i>Sergestes pectinatus</i> Sund, 1920.....	10, 116, 119
<i>Sergestes sargassi</i> Ortmann, 1893.....	10, 116, 121
<i>Sergestes vigilax</i> Stimpson, 1860.....	11, 116, 121
<i>Sergia extenuatus</i> Burkenroad, 1940.....	11, 117, 123
<i>Sergia splendens</i> Sund, 1920.....	11, 117, 123
<i>Sesarma benedicti</i> Rathbun, 1897.....	63, 667, 671
<i>Sesarma cinereum</i> (Bosc, 1802).....	63, 667, 671
<i>Sesarma curacaoense</i> De Man, 1892.....	63, 667, 673
<i>Sesarma miersii</i> Rathbun, 1897.....	63, 667, 671
<i>Sesarma reticulatum</i> (Say, 1817).....	63, 667, 673
<i>Sesarma ricordi</i> H. Milne Edwards, 1853.....	63, 667, 671
<i>Sicyonia brevirostris</i> Stimpson, 1871.....	9, 109, 111
<i>Sicyonia burkenroadi</i> Cobb, 1971.....	9, 109, 113
<i>Sicyonia dorsalis</i> Kingsley, 1878.....	10, 109, 113
<i>Sicyonia laevigata</i> Stimpson, 1871.....	10, 109, 111
<i>Sicyonia parri</i> (Burkenroad, 1934).....	10, 109, 111
<i>Sicyonia stimpsoni</i> Bouvier, 1905.....	10, 109, 113
<i>Sicyonia typica</i> (Boeck, 1864).....	10, 109, 111
<i>Solenocera atlantidis</i> Burkenroad, 1939.....	9, 99, 105
<i>Solenocera necopina</i> Burkenroad, 1939.....	9, 99, 105
<i>Solenocera vioscai</i> Burkenroad, 1939.....	9, 99, 105
<i>Solenolambrus decemspinus</i> Rathbun, 1894.....	51, 559, 563
<i>Solenolambrus tenellus</i> Stimpson, 1871.....	51, 559, 563
<i>Solenolambrus typicus</i> Stimpson, 1871.....	51, 559, 563
<i>Solenopagurus lineatus</i> (Wass, 1963).....	34, 359, 391
<i>Sotoplax robertsi</i> Guinot, 1984.....	55, 592, 601
<i>Spelaeophorus elevatus</i> Rathbun, 1898.....	43, 481, 489
<i>Spelaeophorus nodosus</i> (Bell, 1855).....	43, 481, 489

<i>Speloeophorus pontifer</i> (Stimpson, 1871).....	43, 481, 489
<i>Speocarcinus lobatus</i> Guinot, 1969.....	55, 592, 601
<i>Sphenocarcinus corrosus</i> A. Milne Edwards, 1875.....	49, 495, 555
<i>Stenocionops furcata coelata</i> (A. Milne Edwards, 1878).....	49, 507, 543
<i>Stenocionops furcata furcata</i> (Olivier, 1791).....	49, 507, 543
<i>Stenocionops spinimana</i> (Rathbun, 1892).....	50, 507, 543
<i>Stenocionops spinosissima</i> (Saussure, 1857).....	50, 507, 543
<i>Stenopus hispidus</i> (Olivier, 1811).....	11, 281, 283
<i>Stenopus scutellatus</i> Rankin, 1898.....	11, 281, 283
<i>Stenorhynchus seticornis</i> (Herbst, 1788).....	50, 494, 555
<i>Stilbomastax margaritifera</i> (Monod, 1939).....	50, 495, 555
<i>Stylopandalus richardi</i> (Coutière, 1905).....	24, 262, 269
<i>Symethis variolosa</i> (Fabricius, 1793).....	40, 455, 459
<i>Synalpheus agelas</i> Pequegnat and Heard, 1979.....	19, 201, 219
<i>Synalpheus apioceros</i> Coutière, 1909.....	19, 203, 227
<i>Synalpheus bousfieldi</i> Chace, 1972.....	20, 202, 221
<i>Synalpheus brevicarpus</i> (Herrick, 1891).....	20, 203, 225
<i>Synalpheus brooksi</i> Coutière, 1909.....	20, 202, 221
<i>Synalpheus curacaoensis</i> Schmitt, 1924.....	20, 203, 225
<i>Synalpheus fritzmuelleri</i> Coutière, 1909.....	20, 203, 227
<i>Synalpheus goodei</i> Coutière, 1909.....	20, 202, 225
<i>Synalpheus heardi</i> Dardeau, 1984.....	20, 201, 219
<i>Synalpheus hemphilli</i> Coutière, 1909.....	20, 203, 227
<i>Synalpheus herricki</i> Coutière, 1909.....	20, 202, 223
<i>Synalpheus longicarpus</i> (Herrick, 1891).....	20, 202, 223
<i>Synalpheus mcclendonii</i> Coutière, 1910.....	20, 202, 221
<i>Synalpheus minus</i> (Say, 1818).....	20, 203, 225
<i>Synalpheus pandionis</i> Coutière, 1909.....	21, 202, 223
<i>Synalpheus paraneptunus</i> Coutière, 1909.....	21, 202, 223
<i>Synalpheus pectiniger</i> Coutière, 1907.....	21, 201, 219
<i>Synalpheus rathbunae</i> Coutière, 1909.....	21, 201, 219
<i>Synalpheus sanctithomae</i> Coutière, 1909.....	21, 202, 221
<i>Synalpheus townsendi</i> Coutière, 1909.....	21, 203, 227
<i>Systellaspis debilis</i> (A. Milne Edwards, 1881).....	12, 131, 135
<i>Tetraxanthus bidentatus</i> (A. Milne Edwards, 1880).....	61, 613, 647
<i>Tetraxanthus rathbunae</i> Chace, 1939.....	61, 613, 647
<i>Thalassoplax angusta</i> Guinot, 1969.....	55, 591, 601
<i>Thoe puella</i> Stimpson, 1860.....	50, 495, 555
<i>Thor amboinensis</i> (De Man, 1888).....	22, 234, 245
<i>Thor dobkini</i> Chace, 1972.....	22, 234, 245
<i>Thor floridanus</i> Kingsley, 1878.....	22, 234, 245
<i>Thor manningi</i> Chace, 1972.....	22, 234, 245
<i>Thunor simus</i> (Guérin-Méneville, 1856).....	21, 194, 229
<i>Tomopaguropsis problematica</i> (A. Milne Edwards and Bouvier, 1893).....	34, 359, 391
<i>Tomopagurus chacei</i> (Wass, 1963).....	34, 365, 387
<i>Tomopagurus cokeri</i> (Hay, 1917).....	34, 365, 385
<i>Tomopagurus cubensis</i> (Wass, 1963).....	35, 365, 385
<i>Tomopagurus rubropunctatus</i> A. Milne Edwards and Bouvier, 1893.....	35, 365, 385
<i>Tomopagurus wassi</i> McLaughlin, 1981.....	35, 365, 385
<i>Tozeuma carolinense</i> Kingsley, 1878.....	22, 235, 247
<i>Tozeuma cornutum</i> A. Milne Edwards, 1881.....	22, 235, 247
<i>Tozeuma serratum</i> A. Milne Edwards, 1881.....	23, 235, 247
<i>Trachycaris restrictus</i> (A. Milne Edwards, 1878).....	23, 230, 249
<i>Trachypenaeopsis mobilispinis</i> (Rathbun, 1920).....	8, 82, 95
<i>Trachypenaeus constrictus</i> (Stimpson, 1874).....	8, 85, 93
<i>Trachypenaeus similis</i> (Smith, 1885).....	8, 85, 93
<i>Trapezioplax tridentata</i> (A. Milne Edwards, 1880).....	55, 592, 601
<i>Trichopeltarion nobile</i> A. Milne Edwards, 1880.....	51, 569, 571

<i>Tuleariocaris neglecta</i> Chace, 1969.....	17, 152, 193
<i>Tutankhamen cristatipes</i> (A. Milne Edwards, 1880).....	51, 558, 567
<i>Tyche emarginata</i> White, 1847.....	50, 495, 557
<i>Tymolus antennaria</i> (A. Milne Edwards, 1880).....	39, 447, 449
<i>Typton carneus</i> Holthuis, 1951.....	17, 161, 187
<i>Typton distinctus</i> Chace, 1972.....	17, 161, 189
<i>Typton gnathophylloides</i> Holthuis, 1951.....	17, 161, 187
<i>Typton prionurus</i> Holthuis, 1951.....	17, 161, 187
<i>Typton tortugae</i> McClendon, 1911.....	17, 161, 187
<i>Typton vulcanus</i> Holthuis, 1951.....	17, 161, 189
<i>Uca burgersi</i> Holthuis, 1967.....	66, 709, 715
<i>Uca leptodactyla</i> Rathbun, 1898.....	66, 707, 711
<i>Uca longisignalis</i> Salmon and Atsoides, 1968.....	66, 708, 713
<i>Uca minax</i> (Le Conte, 1855).....	66, 709, 715
<i>Uca panacea</i> Novak and Salmon, 1974.....	66, 707, 711
<i>Uca pugilator</i> (Bosc, 1802).....	66, 707, 711
<i>Uca pugnax</i> (Smith, 1870).....	66, 709, 715
<i>Uca rapax</i> (Smith, 1870).....	66, 709, 715
<i>Uca speciosa</i> (Ives, 1891).....	66, 708, 713
<i>Uca spinicarpa</i> Rathbun, 1900.....	66, 708, 713
<i>Uca thayeri</i> Rathbun, 1900.....	67, 708, 711
<i>Uca vocator</i> (Herbst, 1804).....	67, 708, 713
<i>Ucides cordatus</i> (Linnaeus, 1763).....	67, 707, 717
<i>Uhlias limbatus</i> Stimpson, 1871.....	43, 479, 491
<i>Upogebia affinis</i> (Say, 1818).....	27, 309, 311
<i>Upogebia operculata</i> Schmitt, 1924.....	27, 309, 311
<i>Uroptychus armatus</i> (A. Milne Edwards, 1880).....	35, 393, 395
<i>Veleroniopsis kimallynae</i> Gore, 1981.....	17, 153, 193
<i>Xantho denticulata</i> White, 1847.....	61, 603, 659
<i>Xiphopenaeus kroyeri</i> (Heller, 1862).....	8, 82, 95
<i>Zygopa michaelis</i> Holthuis, 1960.....	38, 427, 431