

PHUKET MARINE BIOLOGICAL CENTER

Phuket, Thailand

RESEARCH BULLETIN NO. 3

**OBSERVATIONS ON THE MALE PLEOPOD OF THE SPECIES OF *ILYOPLAX* STIMPSON WITH
A KEY TO THE IDENTIFICATION OF THE SPECIES.**

by

R. Serene and S. Lundoer



PUBLISHED BY THE CENTER

Phuket, 1974

OBSERVATIONS ON THE MALE PLEOPOD OF THE SPECIES OF *ILYOPLAX* STIMPSON WITH A KEY TO THE IDENTIFICATION OF THE SPECIES

By R. SERENE¹ and S. LUNDOER²
Phuket Marine Biological Center

ABSTRACT

An account is given on the use of the male pleopod for specific identification and grouping of the known species of *Ilyoplax*. A Key is given to the 24 known species of the genus with additional illustrations of the male pleopods of nine of these species.

Ilyoplax Stimpson (1858) was established for *I. tenellus* Stimpson 1858, a species from Hong Kong which has not been recorded again since Stimpson (1858); the type specimen is probably lost. The gender of *Ilyoplax* is masculine. *Tympanomerus* Rathbun 1897 with *Cleistostoma pusilla* de Haan as type species is only a new name for *Dioxippe* de Man 1888 (nom. preocc.). Kemp (1919) suggested the synonymy of *Tympanomerus* with *Ilyoplax* and this was confirmed by Tweedie (1935). Kemp (1919) gave a key for 11 species and Tweedie (1937) for 19 species and one subspecies.

Six species of *Ilyoplax* were collected by the junior author during his ecological survey of the mangroves of Phuket island in Thailand. In order to establish the value of the ecological observations at the specific level, the senior author initiated the use of the characters provided by the male pleopod. These characters apart from being a means for specific identification, also provide new information about the grouping of the species. To the illustrations of the male pleopod already published for six species, we add those of nine more species. The male pleopod is still unknown for the remaining nine species of the 24 included in the genus.

Our drawings of the male pleopod, made from specimens cleared with glycerine, give the main outlines but these may slightly change with the

position of the pleopods in the preparation. Generally the magnification of our drawings is $\times 80$ or $\times 120$. A larger magnification provides more accurate information on the apical structures. A magnification $\times 500$ was used for *I. longicarpus* (fig. 3), and a magnification $\times 250$ for *I. integer* (fig. 11).

The text of our illustrations gives the information on our material: Briefly, five species are from Phuket and are deposited at the Phuket Marine Biological Centre (PMBC), one is from Muar (Malaysia), one from Nhatrang (Vietnam) and the other from Korea. All our measurements are in millimetres; the first number represents the length of the carapace and the second number represents its breadth.

Our key, amended from that of Tweedie (1937), gives the reference to the illustrations of the male abdomen and pleopod. An asterisk (*) indicates that no material on the species has been available to us. In those cases, the characters in the key refer only to information obtained from the literature, principally from Tweedie (1937).

As some species were described during the last century and are insufficiently described and illustrated, and some characters of the carapace or cheliped might have been established from immature specimens, the male pleopod will make possible the checking of the validity of closely related established species without reference to comparative material. For example, *I. tansuiensis*

¹ Presently of 46 Boulevard Pasteur, 75015, Paris, France.

² Presently of Kildebakkegårds Alle 159A, 2860 Søborg, Denmark.

could be a synonym of *I. orientalis* and *I. formosensis* a synonym of *I. tenellus*.

The comparison between the already known male pleopod of 15 species confirms the heterogeneity of the genus mentioned by Kemp (1919). He noticed particularly that the species with long ambulatory legs, generally equipped with brushes of long setae on the carpi and propodes, inhabit soft mud. Those with short ambulatory legs inhabit hard mud. The grouping of the species resulting from their position in the key can be seen, with few exceptions, to be concordant with the grouping of species having the same type of male pleopod. This could lead to separating the homogeneous group of species as subgenera, or even as genera, when more information becomes available.

The following remarks on the grouping of the species are only indicative. The species could be separated into at least three groups in the order given in our key.

Group I includes *I. orientalis*, *I. tansuiensis*, *I. gangeticus* and *I. longicarpus*. All of these species have long ambulatory legs without visible tympana. The type of male pleopod of *I. orientalis* and *I. longicarpus* is the same and is characterized by an apex distally divided into several short lobes. A large population of *I. orientalis* is common on the soft mud of the oceanic margin of the mangroves of Southeast Asia. In the field, these crabs wave their chelipeds similar to the *Uca* spp.

Group II includes *I. obliquus*, *I. lingulatus* and *I. punctatus*. These species have short, thick ambulatory legs without tympana. The type of male pleopod, which is nearly the same as that of the three species, is characterized by a preapical oblique row of thick spines; the pleopod of *I. lingulatus* differs only slightly. *I. dentatus* probably belongs to the same group. *I. delsmanni* and *I. serrata* belong to a group distinct from, but closer to, group II than to any other. The male pleopod without the preapical oblique row of thick spines is of a different type.

Tweedie (1935) suggests the identity of *I. delsmanni* and that *I. yuana* is synonymous to *serrata*. If such an identity is demonstrated, the name given by Rathbun should have priority. The material of *I. delsmanni* from Phuket has a male pleopod identical with specimens from Djakarta Bay (Type locality). According to the drawing of Shen, that of *I. serrata* is slightly different.

Group III includes *I. pusillus*, *I. dentimerosus*, *I. formosensis* and *I. pingi*, which have the same type of male pleopod characterized by a narrow tongue-like apex and a stem with a longitudinal row of setae on one side, and a subdistal lobe with long setae on the other side. All the species except *I. pingi* have tympana on their ambulatory legs.

I. philippinensis, *I. spinimerus*, *I. deschampsii*, *I. stevensii*, *I. frater*, *I. stapletoni* and *I. ningpoensis* all, except *I. stapletoni*, with tympana on the ambulatory legs probably belong to Group III. At least *I. deschampsii* has a type of male pleopod similar to that of *I. pusillus*. The difference in shape of the male abdomen seems to have little value other than specific as, for example, among the species of *Scopimera*. Similarly *I. dentimerosus*, *I. pingi*, *I. deschampsii* and other species with orbit transverse and short eye stalks belong to the same group as *I. pusillus* (and *I. philippinensis*) with the orbit oblique and eye stalks rather long.

However *I. integer*, in spite of its oblique orbit and long eye stalks belongs to a different group. By its male abdomen with segments 4 and 5 fused into one piece and the type of its male pleopod, *I. integer* is aberrant from any group. It is noticeable that this species inhabits neither the soft nor the hard mud of the mangrove, but the sand muddy shores nearby. The species was collected at Phuket as well as at Nhatrang. As we have suggested, then, further observations could lead to the use of *Ilyoplax* Stimpson (1858) s. *strictus* only for Group III with *I. pusillus* (de Haan, 1835) as type species; subgenera or even genera could be established for Group I with *I. orientalis* (de Man, 1888) as type species and for Group II with *I. obliquus* Tweedie 1935 as type species.

Key to the species of *Ilyoplax*¹ (amended from Tweedie, 1937)

- 1 A tooth on the inner surface of the carpus of the male cheliped 2.
 — Carpus of male cheliped unarmed 11.
- 2(1) Upper surface of carpus of male cheliped elongate, at least twice as long as broad. Pereiopods 2-4 elongate and slim with brushes of long setae on carpi and propodes. Dactylus of cheliped with elongate proximal serrate tooth on cutting edge (weak in *orientalis*) ... 3.
 — Upper surface of carpus rounded or rhomboidal, never twice as long as broad. Pereiopods 2-4 short and stout except on *delsmani* and *serratus* 6.
- 3(2) Lower orbital margin with a large projecting lobe near its outer end; lateral margin of carapace sinuous 4.
 — Lower orbital margin without a projecting lobe; lateral margin of carapace regularly convex 5.
- 4(3) Dorsal surface of carapace nearly smooth. Tooth of inner angle of carpus not remarkably acute. The elongate proximal tooth on cutting edge of dactylus very weak. Male abdomen in Tweedie (1935, pl. 3, fig. e); male pleopod in present paper (fig. 1). Size: 4.8 × 6.3. West coast of Malay Peninsula, South China Sea *orientalis* (de Man).
 — Dorsal surface of carapace uneven and granulated. Outer suborbital lobe more sharp. Tooth of inner angle of carpus slender and acuminate. Male abdomen in Sakai (1939, fig. 110d); male pleopod unknown. Size: 5 × 7.8. Taiwan **tansuiensis* (Sakai).
- 5(3) Ratio of length to anterior breadth of carapace 0.75:1; chelipeds of male moderately elongate. Male abdomen in Kemp (1919, fig. 21); male pleopod unknown. Size: 4 × 5.3. Ganges River Delta **gangeticus* (Kemp).
 — Ratio of length of anterior breadth of carapace 0.8:1; chelipeds of male greatly elongated. Male abdomen in Tweedie (1935, pl. 3, figs. f, g, as *gangetica*). Male pleopod in present paper (fig. 2, 3). Size: 4.75 × 6.3. West coast of Malay Peninsula ... *longicarpus* (Tweedie).
- 6(2) Orbits very oblique, eyes rather long 7.
 — Orbits nearly transverse, eyes short and thick 8.
- 7(6) Surface of carapace smooth and not areolated, ornamented on branchial regions with series of fine, oblique, beaded lines. Dactyl of male cheliped with high narrow subproximal tooth and a small subdistal. Meri of pereiopods 2-5 stout with carpi, propodi and distal part of meri tomentose. Male abdomen (not illustrated) with broad segment 6 and segment 5 strongly constricted. Male pleopod in present paper (fig. 4). Size: 3.7 × 5. Singapore and west coast of Malay Peninsula *obliquus* (Tweedie).
 — Surface of carapace smooth and conspicuously areolated. Male abdomen without marked broadening of segment 6 nor constriction of segment 5. Male pleopod unknown. Size: 6. Queensland, Australia **dentatus* (Ward).
- 8(6) No antero-lateral tooth distinctly separated from external orbital angle by a deep concavity. Epibranchial angle salient; meri of pereiopods 2-5 stout and short 9.
 — An antero-lateral tooth distinctly separated from external angle by a deep concavity. Lateral border of carapace without or with feebly marked epibranchial angle; meri of pereiopods 2-5 not remarkably stout and short 10.

¹ An asterisk (*) indicates species with no material available; characters in the Key are obtained from references.

PLATE I

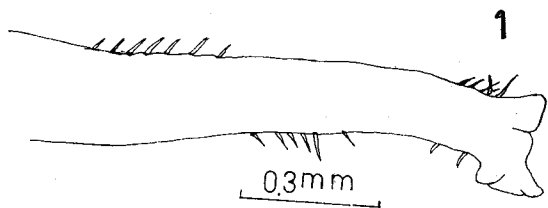


Fig. 1—Male pleopod of *Ilyoplax orientalis*, PMBC, Phuket (Thailand), male of cl: 3.8, cb: 5.8; Lundoer coll. 1972.

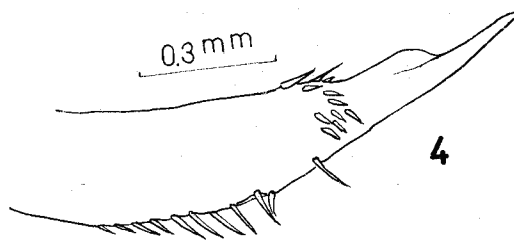



Fig. 4—Male pleopod of *Ilyoplax obliquus*, PMBC, Ko Sireh 6, Phuket (Thailand), male of cl: 3.9, cb: 5.5; Lundoer coll. 1972.



Figs. 2-3—(2) Male pleopod of *Ilyoplax longicarpus*, NMS. 1965.7.19.112, Paratype, Muar, Malaysia, male of cl: 4.75 × 6.5; Tweedie coll. and det. 1937. (3) Same, magnified tip.

6

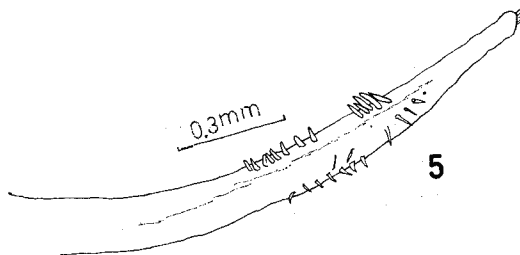



Fig. 5—Male pleopod of *Ilyoplax lingulatus*, PMBC, Phangnga 9, Phuket (Thailand), male of cl: 3.6, cb: 4.4; Lundoer coll. 1972.




Fig. 6—Male pleopod of *Ilyoplax punctatus*, PMBC 71, Phuket (Thailand), male of cl: 3.8, cb: 5.6; Lundoer coll. 1972.

- 9(8) Surface of carapace with furry patches marking clusters of small granules. Male cheliped strong with large proximal tooth on fixed finger and dactyl. Male abdomen in Tweedie (1935, pl. 3, figs. h, i). Male pleopod in present paper (fig. 5). Size: 4×5.4. Gulf of Thailand. Singapore, Malayan coast, India *lingulatus* (Rathbun).
 — Surface of carapace without furry patches, coarsely punctate with irregular lines of granules on branchial region. Male cheliped small and weak with finger unarmed. Male abdomen in Tweedie (1935, pl. 3, fig. j, k.). Male pleopod in present paper (fig. 6). Size: 4.5 × 6.9. Singapore and Malayan coasts *punctatus* (Tweedie).
- 10(8) Inner part of the infra-orbital ridge in the male armed with 8-9 conspicuous teeth. Male abdomen in Tweedie (1935, pl. 3, fig. c); male pleopod in present paper (fig. 7). Size: 5 × 6.6. Djakarta Bay; west coast of Malay Peninsula *delsmani* (de Man).
 — Inner part of the infra-orbital ridge in the male armed with 4 conspicuous teeth. (Female indistinguishable from *delsmani*). Male abdomen and pleopod in Shen (1931, figs. 4a, b). Size: 5×6.6. South China; east coast of Malay Peninsula . . *serratus* (Shen) (? = *yuana* Rathbun).
- 11(1) Abdomen of male not or only slightly constricted at the 5th segment 12.
 — Abdomen of male abruptly narrowed or constricted at the 5th segment 17.
- 12(11) Carapace pentagonal; orbits decidedly oblique, elongate and slim. An angular notch on lateral border behind external orbital angle 13.
 — Carapace quadrilateral; orbits almost or quite transverse, short and thick 14.
- 13(12) Meri of pereopods 2-4 with large tympana on two sides. Two fingers of male cheliped without trace of differentiated tooth. A strong crenulate carina on outer side of both fingers; fixed finger horizontal in relation to palm. Male abdomen in de Haan (1835, pl. 16, fig. 1). Male pleopod in present paper (fig. 8). Size: 6.5 × 9.5. Japan, Korea *pusillus* (de Haan).
 — Meri of pereopods 2-4 without tympana. A low subproximal tooth on cutting edge of dactylus. No carina on outer side of fingers; fixed finger deflexed. Male abdomen and pleopod not illustrated. Size: 3.5 × 5.2. Philippine Islands **philippinesis* (Rathbun).
- 14(12) Meri of pereopods 2-5 naked; those of pereopods 2-4 with anterior border finely granular and posterior border serrulate. Lateral border of carapace without notch behind external orbital angle. Male abdomen in Shen (1932, fig. 154a). Male pleopod in Shen (1932, fig. 154b). Size: 5.7 × 8.4. Shantung, China *dentimerosus* (Shen).
 — Meri of at least pereopods 2-3 tomentose 15.
- 15(14) Lateral border of carapace without notch behind external orbital angle. Cutting edge of dactylus of male cheliped with two or more denticulated prominences, the proximal one the broadest. (Pereopods 2-4 tomentose, with indistinct tympana on the meri). Male abdomen in Shen (1932, fig. 152a). Male pleopod in Shen (1932, fig. 152b). Size: 8.4 × 13.2. North China, Korea *pingi* (Shen).
 — Cutting edge of dactylus of male cheliped with a single tooth. Lateral border of carapace with a notch behind external orbital angle 16.
- 16(15) Carapace hard and well calcified. Pereopods 2-4 tomentose with tympana occupying whole surface only on pereopod 3. Cheliped elongate with stout subproximal tooth on cutting edge of dactylus. Male abdomen not illustrated. Male pleopod in present paper (fig. 9). Size: 5.5 × 8.1. Taiwan, Vietnam *formosensis* (Rathbun).

PLATE II




Fig. 7—Male pleopod of *Ilyoplax delmani*, PMBC, Phangnga 8, Phuket (Thailand), male of cl: 4.0, cb: 5.6; Lundoer coll. 1972.

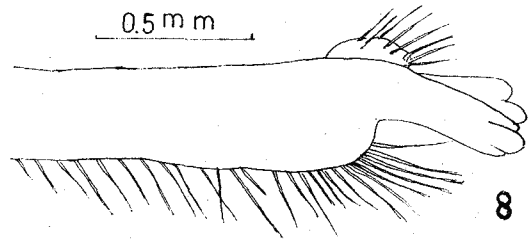


Fig. 8—Male pleopod of *Ilyoplax pusillus*, Busan, Korea, male of cl: 7.5, cb: 11; Prof. H.S. Kim coll. and det. 12/7/1969.

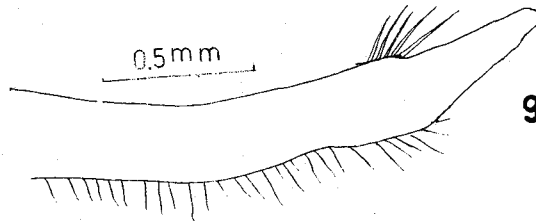

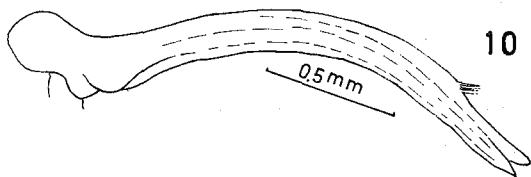


Fig. 9—Male pleopod of *Ilyoplax formosensis*, ION 48.915, Nhatrang Bay (Vietnam), male of cl: 4.5, cb: 6.5; Luom coll. and Serene det. 1972.



Figs. 10-11—(10) Male pleopod of *Ilyoplax integer*, ION 47.989, Nhatrang Bay (Vietnam), male of cl: 3.5, cb: 5; Luom coll. and Serene det. 1972. (11) Same, magnified tip.

- Carapace soft (?) and ill calcified; tympana on meri of walking legs occupying the whole of their surfaces. Cheliped elongate with median tooth on cutting edge of dactylus (no illustration). Canton River (China) **tenellus* (Stimpson).
- 17(11) Epistomial margin without median lobes. Front remarkably narrow. Meri of pereopods 2-5 with margin spinulose. Male abdomen in Tweedie (1950, fig. 8e). Male pleopod in Tweedie (1950, fig. 8b). Size: 6.8 × 9.8 Sarawak *spinimerus* (Tweedie).
- Epistomial margin with median lobes. Front not remarkably narrow. Meri of pereopods 2-5 without spinules 18.
- 18(17) Male cheliped with 3-4 longitudinal carina on lower surface of palm and immovable finger 19.
- Male cheliped with lower surface of palm and immovable finger without longitudinal carinae 21.
- 19(18) Lateral margin of carapace with a notch behind outer orbital angle. Surface of carapace beset with short, setiferous, rugose lines. A small tympanum (sometimes indistinct) on upper surface of merus of pereopods 2-5. Male abdomen in Shen (1932, fig. 150a). Male pleopod in Shen (1932, fig. 150b). Size: 7.4 × 11.5. China **deschampsii* (Rathbun).
- Surface of carapace smooth except for some oblique rows of tubercles on branchial regions; no tympana on upper surface of merus of pereopods 2-5 20.
- 20(19) Lateral margin of carapace without notch behind outer orbital angle. Front not more than 1/11 of anterior breadth of carapace; upper surface of carapace not wider at the middle than anteriorly; cheliped of adult male weak, similar to that of female; male with a patch of tomentum on carpus and propodus of pereopod 3. Male abdomen in Kemp (1919, fig. 15). Male pleopod unknown. Size: 5.1 × 7.7. Karachi **stevensii* (Kemp).
- Lateral margins of carapace with a notch behind outer orbital angle. Front not less than 1/7 of anterior breadth of carapace; upper surface of carapace wider at the middle than anteriorly; cheliped of adult male strong; male without tomentum on pereopod 3. Male abdomen and male pleopod not illustrated. Size: 4.9 × 5.6. Karachi **frater* (Kemp).
- 21(18) Orbits oblique; lateral margins of carapace entire (without notch behind outer orbital angle). 4th and 5th segments of male abdomen fused, distal angles of 4th segment produced and acute; meri of pereopods 2-5 with conspicuous tympana. Male abdomen in Tesch (1918, fig. 1b). Male pleopod in present paper (fig. 10, 11). Size: 4 × 5.5. Kur Island, West of Kai Island, Vietnam, Japan, East shores of Andaman Sea *integer* (Tesch).
- Orbits transverse. All male abdominal segments separate and distinct 22.
- 22(21) Lateral margin of carapace with a notch behind outer orbital angle; meri of pereopods 2-5 without tympana. Male abdomen in de Man (1908, fig. 1d). Male pleopod unknown. Size: 7.7 × 9. Ganges River Delta **stapletoni* (de Man).
- Lateral margin of carapace entire (without notch behind outer orbital angle). Tympana on meri of pereopods 2-4 occupying half dorsal and ventral surfaces; on pereopod 5 dorsal tympana obliterated, ventral very big. Male abdomen in Shen (1940, fig. 7). Male pleopod in Shen (1940, fig. 9). Size: 10 × 14.5. Chekiang and Fukien (China). **ningpoensis* (Shen).

REFERENCES

- DE MAN, J.G., 1908, The fauna of brackish pouds at Port Canning, Lower Bangal Part 10. *Rec. Ind. Mus.* 2(24): 212-116, pl. 18, fig. 1.
- KEMP, S., 1919, Notes on Crustacea Decapoda in the Indian Museum. XII - Scopimerinae. *Rec. Ind. Mus.* 16(5), no. 22: 305-348, text-figs. 1-21, pl. 12.
- RATHBUN, M.J., 1897, A revision of the nomenclature of the Brachyura. *Proc. Biol. Soc. Wash.*, 11 : 153-167
- , 1909, New crabs from the Gulf of Siam. *Proc. Biol. Soc. Wash.* 22 : 107-114.
- , 1914, New species of crabs of the family Grapsidae & Ocypodidae. *Proc. U.S. Nat. Mus.* 47, 2044 : 69-85.
- SAKAI, T., 1939, *Studies on the crabs of Japan. IV. Brachygnatha Brachyrhyncha.* Tokyo, Yokendo Ltd.: 365-741, 129 figs., pls. 42-111, tab. 1.
- SHEN, C.J., 1931, Description of a new species of crab of the Family Ocypodidae. *Bull. Fan. Mem. Inst. Biol. Peiping* 2 : 177-182, 4 figs.
- , 1932, The Brachyuran Crustacea of North China. *Zool. Sinica, Peiping*, Ser. A. Invertebrates of China 9 : 10-320, figs. 1-171, pls. 1-10, map 1.
- , 1940, On the collections of crabs of South China. *Bull. Fan. Mem. Inst. Biol. Zool. Ser.* 10: 69-104.
- STIMPSON, W., 1858, Prodromus descriptionis animalium evertibratorum quae in Expeditione ad Oceanum Pacificum Septentrionalem, a Republica Federata missa, Caldwellararo Ringgold et Johanne Rodgers Ducibus, observavit et descripsit. Part V - Crustacea, Ocypodidea. *Proc. Acad. Nat. Sci. Philadelphia* 10 : 93-110 (39-56).
- TESCH, J., 1918, The Decapoda Brachyura of the Siboga—Expedition. Hymenosomidae, Retroplumidae, Ocypodidae, Grapsidae and Gecarcinidae. *Siboga—Expeditie*, 39^c: 1-148, 6 pls.
- TWEEDIE, M.W.F., 1935, Notes on the genus *Ilyoplax* Stimpson (Brachyura, Ocypodidae). *Bull. Raffl. Mus.*, 10 : 53-61, pls. 2, 3.
- , 1937, Crabs of the family Ocypodidae in the collection of the Raffles Museum. *Bull. Raffl. Mus.*, 13 : 140-170, 9 figs.
- , 1950, Grapsoid crabs from Labuan and Sarawak. *Sarawak Mus. J.*, 5 (2): 338-369, figs. 1-9.

(Manuscript received December 12, 1973)