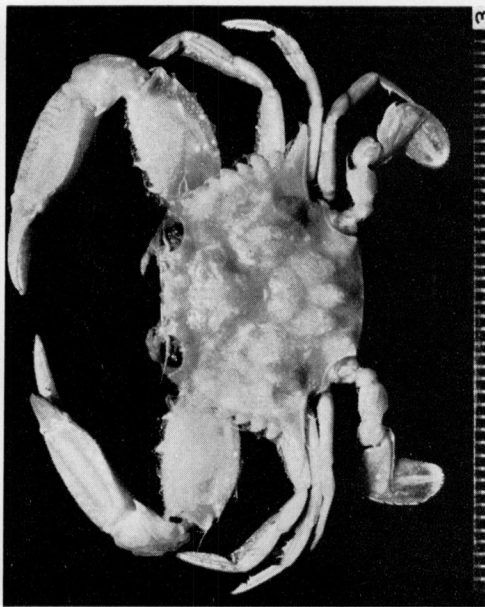
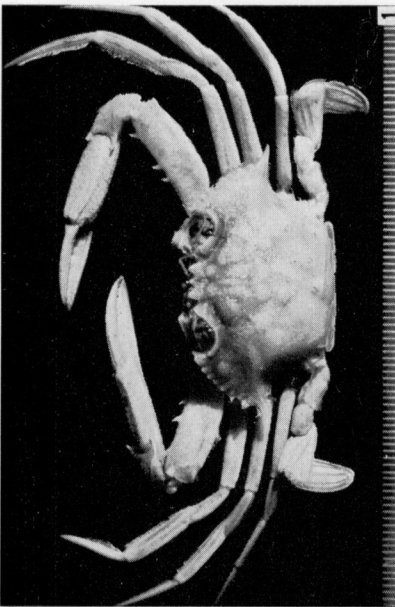
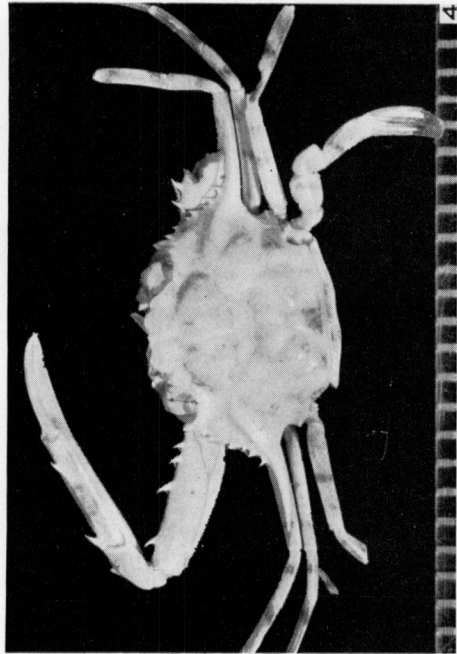


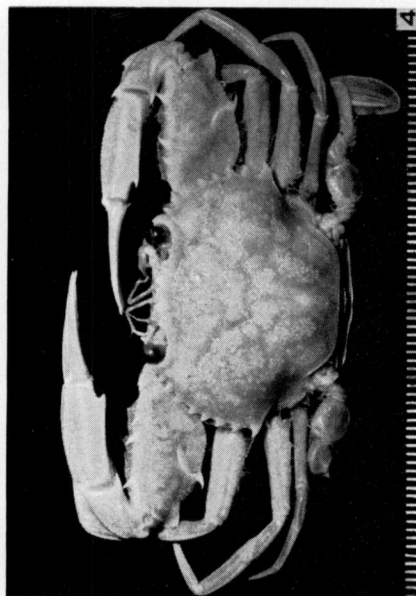
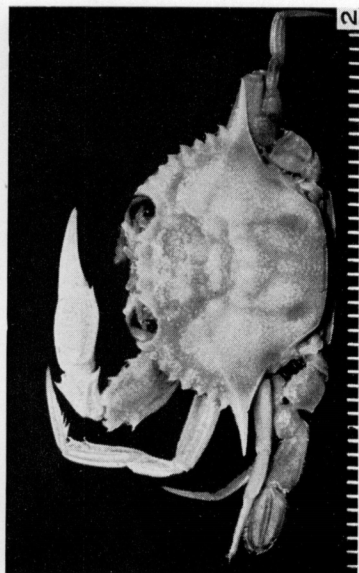


AUSTRALIAN PORTUNIDS. III



Dorsal views of *Portunus* spp. Scale divisions, 1 mm. Fig. 1.—*P. tenuipes*, Fig. 2.—*P. longispinosus*, Fig. 3.—*P. brocki*, Fig. 4.—*P. emarginatus*.

AUSTRALIAN PORTUNIDS. III



Dorsal views of *Portunus* spp. Scale divisions, 1 mm. Fig. 1.—*P. granulatus*. Fig. 2.—*P. gladiator*. Fig. 3.—*P. rubromarginatus*. Fig. 4.—*P. orbitosinus*.

AUSTRALIAN PORTUNIDS. III

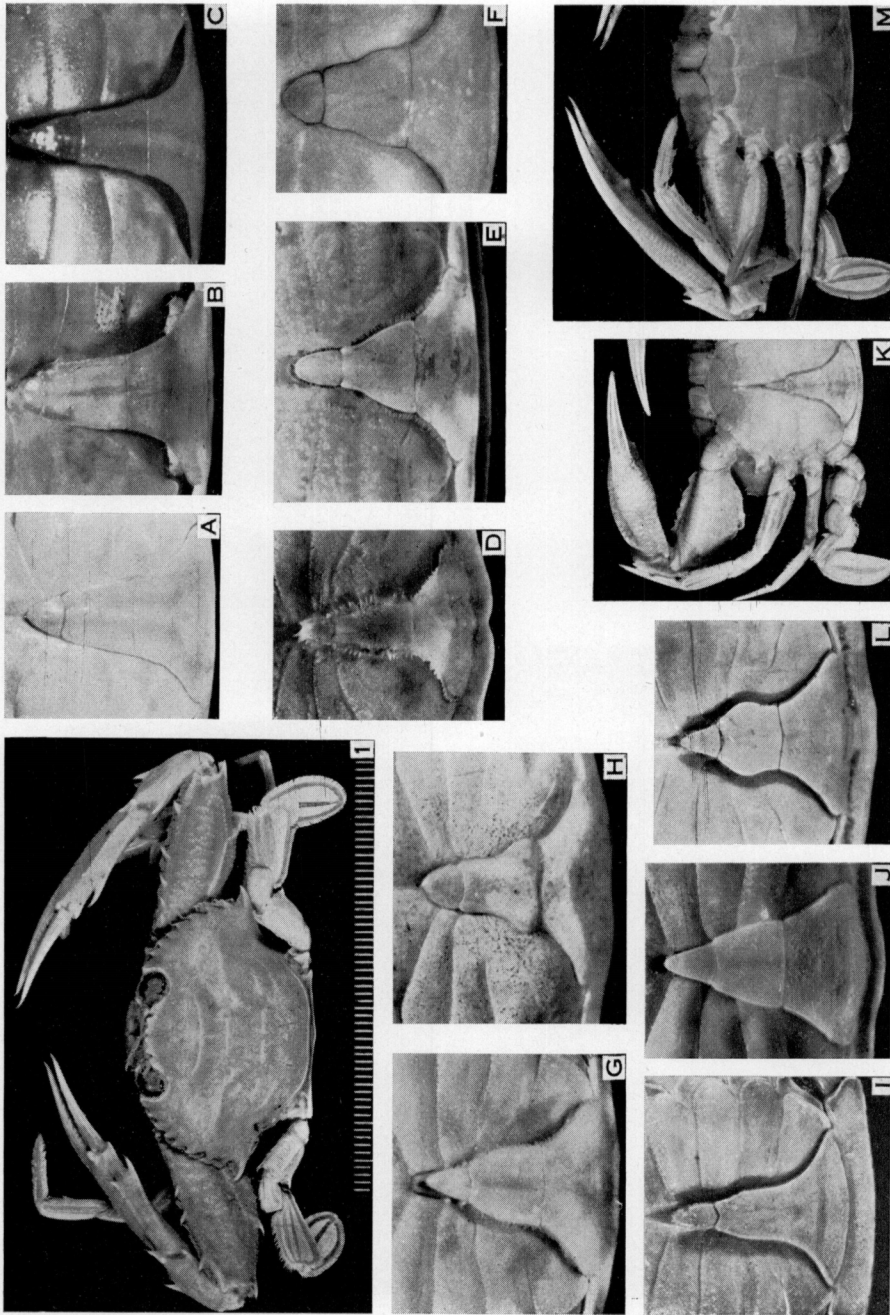


Fig. 1.—Dorsal view of *P. gracilimanus*. Scale divisions, 1 mm. Figs. 4–M.—Male abdomens of *Portunus* spp. A, *P. pelagicus*; B, *P. sanguinolentus*; C, *P. pubescens*; D, *P. hastatoides*; E, *P. tenuipes*; F, *P. longispinosus*; G, *P. brocki*; H, *P. emarginatus*; I, *P. granulatus*; J, *P. gladiator*; K, *P. rubromarginatus*; L, *P. orbitosinus*; M, *P. gracilimanus*.