

Research on the coast of Somalia. Xanthidae, Trapeziidae, Carpiliidae, Menippidae (Crustacea Brachyura)

B. GALIL¹ and M. VANNINI²

¹ Institute for Nature Conservation Research, George S. Wise Faculty of Life Sciences, Tel-Aviv University, Ramat-Aviv 69978, Israel

² Dipartimento di Biologia Animale e Genetica, Università di Firenze, Via Romana 17, 50125 Firenze, Italy

and

Centro di Studio per la Faunistica ed Ecologia Tropicali del C.N.R., Via Romana 17, 50125 Firenze, Italy

Received 3 November 1989, accepted 3 May 1990

Thirty-nine genera and 80 species of xanthoid crabs are identified from recent collections in Somalia, and their habitats discussed. Most are new records for Somalia and 23 were previously unknown from the East African coast. Descriptions and illustrations are given for two new species: *Cymo lanatopodus* and *Hypocolpus pardii*.

KEY WORDS: Brachyura, Xanthidae, Trapeziidae, Carpiliidae, Menippidae, new species, Somalia, habitat.

Introduction	21
Systematics	22
Family Xanthidae MacLeay 1838	22
Family Trapeziidae Miers 1886	46
Family Carpiliidae Ortmann 1893	47
Family Menippidae Ortmann 1893	47
Habitat discussion	49
Acknowledgements	52
References	52

INTRODUCTION

The Somalian fauna of xanthoid crabs is virtually unknown, hardly a half dozen studies have been published since the L. Briccheti Robecchi expedition in 1890-91. WEDENISSOW (1894) and PAVESI (1895) listed five species identified from the Briccheti Robecchi material. PARISI (1938) identified yet another species from the collec-

tion made by S. Patrizi. VATOVA (1943), who re-examined the older collections, identified 13 species of xanthoids, including four from his own collections in Merca. GUINOT (1964a) studied the E. Ninni collection, taken in Hafun in 1930 and deposited in the Museo Civico di Storia Naturale, Venice, and identified nine species of which eight were new records to the Somalian coast. Unfortunately, for virtually all that material we lack important habitat data, a fact deeply regretted by GUINOT (1964a: 7): «Malheureusement, E. Ninni n'a fourni que peu de renseignements sur les localités et les conditions de récolte».

Between 1971 and 1986 the Centro di Studio per la Faunistica ed Ecologia Tropicali of C.N.R., Florence, Italy, conducted several expeditions along the central and southern coast of Somalia. The expeditions took place during August and October-November 1971, October 1972, June and October-November 1973, July-August 1975, August and November-December 1976, September-October 1979, August 1980, September-October 1981, and August 1986. The major collecting sites are represented in Fig. 1. Sar Uanle is located on a rocky shore, where material was collected from the cliffs, the intertidal platform, the coastal channel and the reef. Some crabs were taken from live corals, but most were found in dead corals encrusted with calcareous algae, under rocks and in crevices. Bender Mtoni and Lac Badana are sheltered creeks with mangrove stands. Gesira offered two habitats, a rocky shore and its adjacent reef, where live corals were examined for their attendant inhabitants, and a mangrove-growing creek exploited as a salt pan. The C.N.R. material is deposited in the Museo Zoologico of the University of Florence (MF) together with material collected on earlier expeditions to Hafun, Bajuni Archipelago, Mogadiscio and Uarsheek. Portions of the extensive collections, rich in xanthoid crabs, were examined and formed the base of earlier publications (VANNINI 1982; GALIL & LEWINSOHN 1983, 1984, 1985; GALIL 1986; GALIL & CLARK 1988).

SISTEMATICS

Family Xanthidae MacLeay 1838

Subfamily Polydectinae Dana 1851

Genus *Lybia* H. Milne Edwards 1834

Lybia tessellata (Latreille 1812) (Fig. 7D)

Grapsus tessellatus LATREILLE 1812: 275.

Lybia tessellata, RATHBUN 1904: 102.

Material examined. Gesira, 1976, 1 ♀, on dead *Pocillopora* sp. (MFII/1); 3 ♀ (MFII/5); 1979, 1 ♂, 1 ♀ (MFII/2); 1 ♂, on *Porites andreusi* (MFII/3); 1 ♂, on *Pocillopora damicornis* (MFII/4); 3 ♂, 2 ♀, on *Pocillopora danae* (MFII/6, 11, 15, 16); 2 ♂, 2 ♀, on *Porites andreusi* (MFII/7, 12, 14); 1 ♂, on *Pocillopora verrucosa* (MFII/8); 1 ♂, on *Acropora eurystoma* (MFII/9); 1 ♀ on *Pavona* sp. (MFII/10); 1 ♀, on *Pocillopora verrucosa* (MFII/13); 1981, 1 ♀ (MFII/17); 1 ♀ (MFII/18); 1 ♀ (MFII/19); 1 ♀ (MFII/20); 1 ♀ (MFII/21); 3 ♂, 1 ♀, on *Pocillopora* sp. (MFII/22); 5 juv. (MFII/23-27); 1 ♂ (MFII/28).

Distribution. Indo West Pacific. Known from the Western Indian Ocean islands (Seychelles, Amirante, Mauritius, Aldabra, Comoro, and Madagascar), and Kenya.

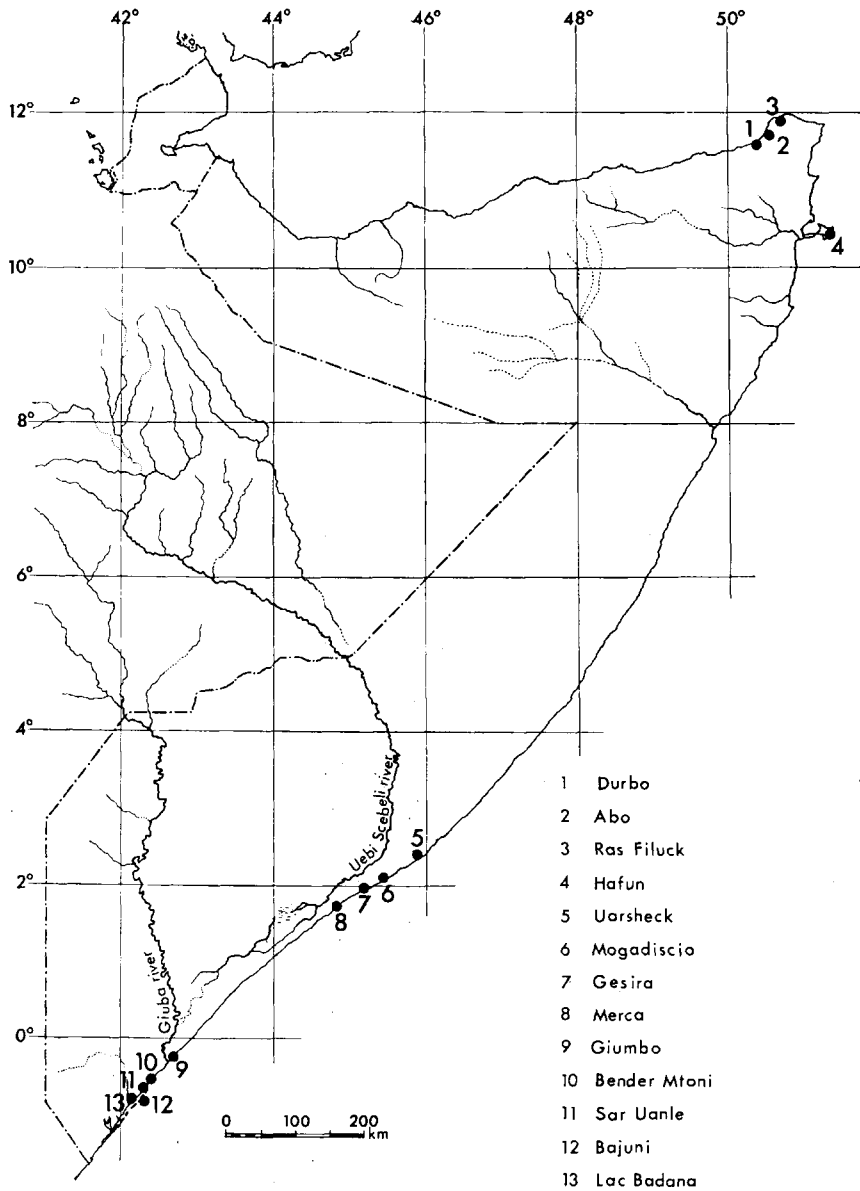


Fig. 1. — Map showing the Somalian localities mentioned in the text.

***Lybia plumosa* Barnard 1947 (Fig. 7B)**

Lybia plumosa BARNARD 1947: 364.

Lybia aff. *plumosa*, GUINOT 1964a: 12, 20; figs 5a-c, 6.

Material examined. Gesira, 1976, 1 ♂, on *Stylophora* sp. (MFII/29); 1 ♀ (MFII/30); 1 ♂, 2 ♀, on dead coral (MFII/31-2); 1981, 1 ♂, on *Pocillopora* sp. (MFII/33); 2 ♂, 2 ♀, 1 juv., on coral (MFII/34-7).

Distribution. Indian Ocean. Known from the Western Indian Ocean islands and the East African coast (Somalia, Kenya, Mozambique, S Africa).

Subfamily Cymoinae Alcock 1898

Genus *Cymo* de Haan 1833

Cymo deplanatus A. Milne Edwards 1873 (Fig. 2A)

Cymo deplanatus A. MILNE EDWARDS 1873b: 81.

Material examined. Gesira, 1979, 1 ♂, on *Acropora hemprichi* (MFII/38).

Distribution. Indo West Pacific. Known from the Western Indian Ocean islands; first record for the East African coast.

Cymo andreossi (Audouin 1826) (Fig. 2B)

Pilumnus andreossi AUDOUIN 1826: 86.

Cymo andreossi, DE HAAN 1833: 22; WEDENISSOW 1894: 411; VATOVA 1943: 18.

Cimo Andreossi, PAVESI 1895: 699.

Material examined. Gesira, 1976, 1 ♂, on reef (MFII/653); 1979, 1 ♂, 1 ♀ (MFII/647); 2 ♂, 1 ♀ (MFII/648); 1 ♀ (MFII/649); 2 ♀, on *Pocillopora verrucosa* (MFII/650-1); 1 ♂, on *Pocillopora verrucosa* (MFII/652).

Distribution. Indo West Pacific. Known from the East African coast (Somalia and Tanzania).

Cymo quadrilobatus Miers 1884 (Figs 2C, 3)

Cymo andreossi var. *quadrilobatus* MIERS 1884: 532.

Cymo quadrilobatus, ALCOCK & ANDERSON 1894: 200.

Material examined. Gesira, 1976, 1 ♂ (MFII/625); 1979, 5 ♂, 7 ♀, on *Pocillopora danae* (MFII/39-42, 44, 46); 1 ♀, on *Pocillopora verrucosa* (MFII/43); 1 ♂, on *Pocillopora damicornis* (MFII/45); 1981, 1 ♂, 1 ♀, on *Pocillopora* sp. (MFII/47).

Distribution. Indo-Pacific. Known from the Western Indian Ocean islands and the Red Sea.

Cymo lanatopodus n.sp. (Figs 2D, 3, 4)

Material examined. Gesira, Oct. 1981, holotype, 1 ♂, 11.7×13.0 mm (MFII/904). Idem, paratype. 1 ♀, 11.0×12.5 mm (MFII/905). Gesira, Nov.-Dec. 1976, 1 ♀ (MFII/906); 1 ♀ (MFII/907).

Description. Carapace subcircular, slightly wider than long, dorsally flattened, nearly glabrous, regions undefined. Frontal, orbital and antero-lateral margins granulate, in addition to transverse line of blunt granules on anterior margins of 2M. Lateral margins convex, without demarcation between antero- and postero-lateral parts. Posterior margin narrow, concave. Front with two broad, flattened lobes, medially emarginate. Outer orbital angle confluent with antero-lateral margin (Fig. 3). Infra-orbital margin bearing plumose setae, granulate, with well-defined infra-orbital tooth. Subhepatic and pterygostomial regions minutely granulate.

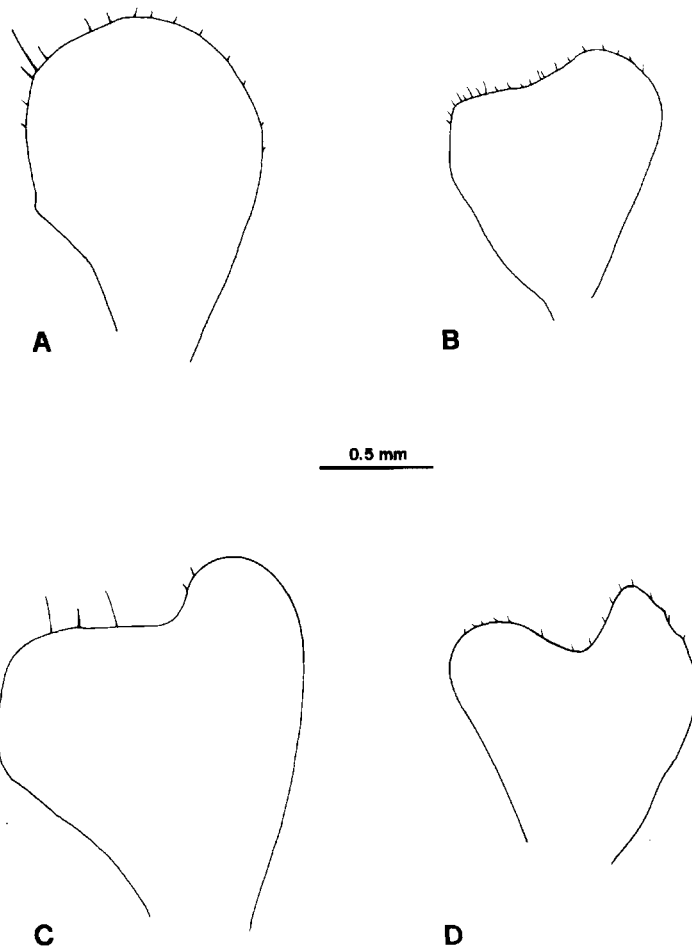


Fig. 2. — Endopod of first maxilliped. *Cymo deplanatus* A. Milne Edwards 1873 (A); *C. andreossi* (Audoin 1826) (B); *C. quadrilobatus* Miers 1884 (C); *C. lanatopodus* n.sp. (D).

External maxilliped with columnar exognath, not reaching distal angle of endognath, large subdistal tooth on inner margin. Ischium of endognath subrectangular, twice as long as merus, with sulcus parallel to granulate inner margin. Inner distal angle of merus excavate, anterior margin slightly concave. Inner margins of ischium and palp with long setae. Endopod of first maxilliped deeply excavate distally, margin minutely setose (Fig. 2D).

Chelipeds unequal, massive. Merus short, trihedral, anterior margin with feathered setae. Larger palm swollen, twice as long as high. Merus, carpus and palm irregularly; granulate; granules largest on superior margin of palm. Fingers granulate, distally enlarged, hoof-shaped. Immovable finger with two large molars, dactylus

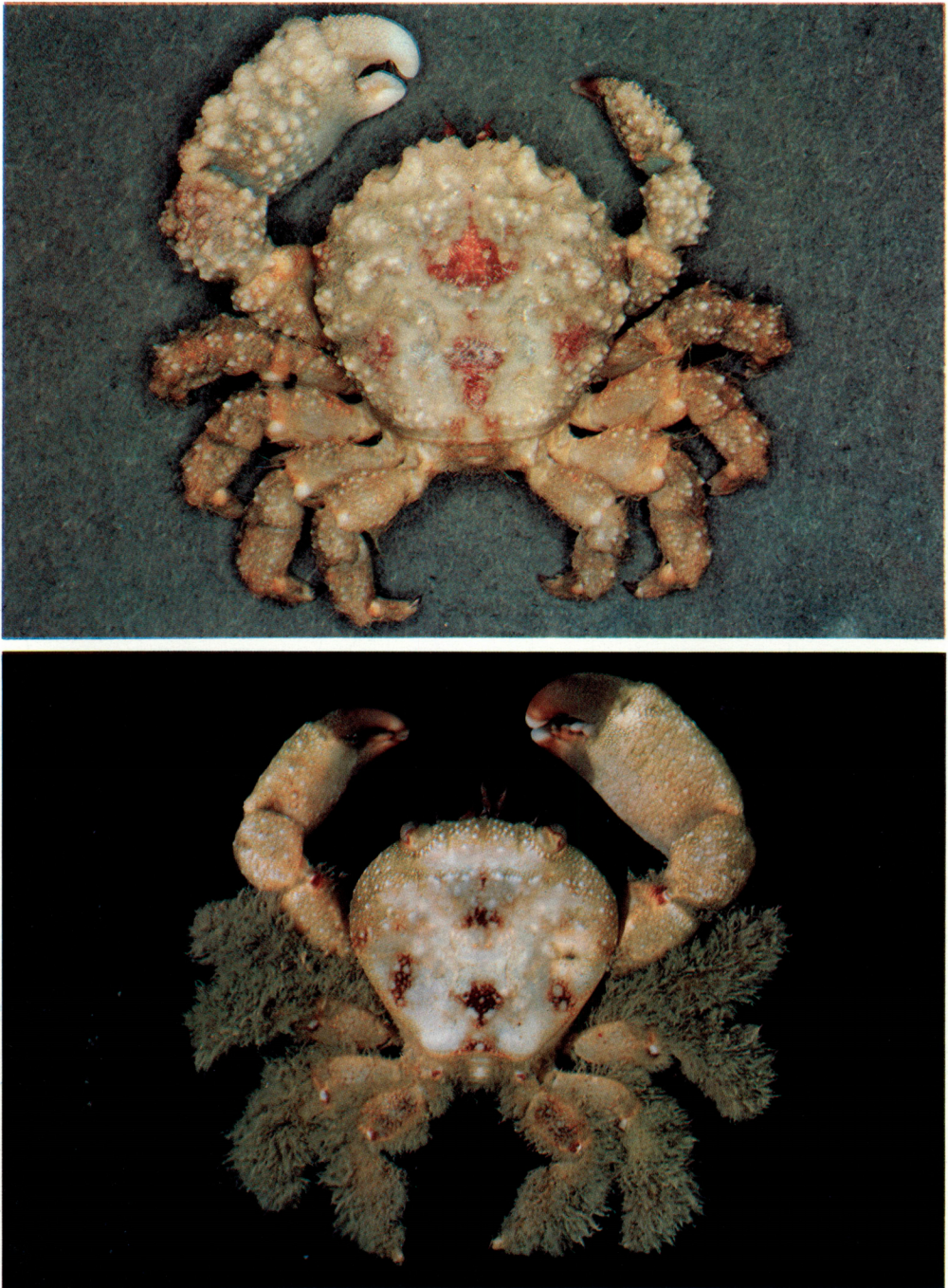


Fig. 3. — *Cymo quadrilobatus* Miers 1884 (above); *C. lanatopodus* n.sp. (below).

armed with small teeth proximally. Smaller palm similar, though less massive, lacking molariform teeth on fingers. Ambulatory legs laterally compressed, carinate, thickly clothed with long plumose setae.

First male pleopod elongate, sinuous, with long plumose setae subdistally on inner margin, spinules on outer margin and a short, triangulate, apical lobe (Fig. 4).

Remarks. The male pleopod of *Cymo lanatopodus* resembles that of *C. deplanatus* and *C. andreossyi*. It is distinguished from the former by the absence of spines on the frontal lobes and on external surface of cheliped palm, its wider, rounder carapace, and form of first maxillipedal endopod. *C. lanatopodus* differs from *C. andreossyi* in the absence of acute granules on frontal lobes, black colouration of cheliped fingers and deeply excavate first maxillipedal endopod.

Etymology. From the latin, «lana» meaning wool and «podus» meaning leg, after the distinctive shaggy cover of the pereopods.

Subfamily Liomerinae Sakai 1976

Genus *Liomera* Dana 1851

Liomera (Liomera) cinctimana (White 1847) (Fig. 7C)

Carpilius cinctimanus WHITE 1847a: 336, pl. 2, fig. 3.
Liomera cinctimana, DANA 1851: 124.

Material examined. Gesira, 1976, 4 ♂, on reef (MFII/48); 1 ♀ (MFII/49); Sar Uanle, 1976, 1 ♀, under dead *Stylophora* sp. (MFII/50); 1 ♂ (MFII/51). Gesira, 1976, 1 ♀, tidal pool (MFII/52); 1 ♂ (MFII/53); 1979, 3 ♂ (MFII/54); 1 ♀, on *Pocillopora verrucosa* (MFII/55); 1 ♀ (MFII/56); 1 ♀, on *Pocillopora danae* (MFII/57); 1 ♂ (MFII/58); 1 ♂, tidal pool (MFII/67); 1981, 2 ♂, tidal pool (MFII/61); 2 ♂, on reef (MFII/62); 2 ♂, 2 ♀, 3 juv., on *Pocillopora* sp. (MFII/59, 63, 65, 66, 68, 70); 2 ♂, 1 juv., on dead *Pocillopora* sp. (MFII/60, 64, 69).

Distribution. Indo-Pacific. Known from the Western Indian Ocean islands. On the East African coast recorded from Aden and S Africa.

Liomera (Liomera) tristis (Dana 1852)

Carpilodes tristis DANA 1852a: 77.
Liomera tristis, BARNARD 1950: 237.

Material examined. Gesira, 1979, 3 ♂, tidal pool (MFII/71); 1981, 1 ♂, tidal pool (MFII/72); 1986, 1 ♀, tidal pool (MFII/73); 1 ♂, tidal pool (MFII/150).

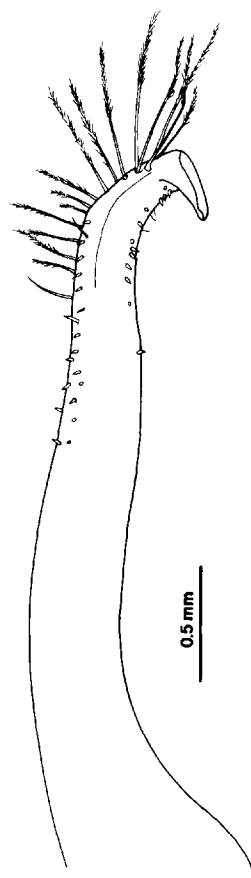


Fig. 4. — *Cymo lanatopodus* n.sp. First male pleopod.

Distribution. Indo-Pacific. Common in the Western Indian Ocean. On the East African coast known from the Red Sea, Kenya, Tanzania and S Africa.

***Liomera (Liomera) stimpsoni* (A. Milne Edwards 1865)**

Carpilodes stimpsoni A. MILNE EDWARDS 1865: 232, pl. 11, fig. 2.

Liomera stimpsoni, GUINOT 1964b: 8.

Material examined. Gesira, 1976, 2 ♂, 3 ♀, on reef (MFII/74); 1979, 2 ♂, 1 ♀, on *Pocillopora danae* (MFII/75); 2 ♂, 1 juv. (MFII/76); 1 ♀, on *Porites andrewsi* (MFII/77); 1 juv., on *Pocillopora verrucosa* (MFII/78); 1 juv., on *Acropora variabilis* (MFII/79); 1981, 3 ♀, 1 juv., on dead *Pocillopora* sp. (MFII/81, 82, 84, 87); 1 ♀, 2 juv., on *Pocillopora* sp. (MFII/83, 85, 86).

Distribution. Indo-Pacific. Known from the Western Indian Ocean islands. First record for the East African coast.

***Liomera (Liomera) bella* (Dana 1852)**

Actaeodes bellus DANA 1852a: 78.

Liomera bella, FOREST & GUINOT 1961: 38, fig. 26a-b.

Material examined. Gesira, 1976, 1 ♂ (MFII/88); 1 ♂, on *Pocillopora verrucosa* (MFII/90); 1 ♂, 1 ♀, on reef, among *Thalassodendron* roots (MFII/92); 1979, 1 ♂ on *Pocillopora danae*, (MFII/94); 1 ♂, 1 ♀, 1 juv., on *Porites andrewsi* (MFII/95, 98); 1 juv., on *Acropora eurystoma*, (MFII/96); 1 ♂, on *Acropora hemprichi* (MFII/97); 1 ♂, 1 ♀, on *Porites* sp. (MFII/99); 1981, 1 ♂ (MFII/101); 1 ♂, on reef among dead coral (MFII/105); 1 juv., on *Pocillopora* sp. (MFII/106); 1 juv., on *Acropora* sp. (MFII/107); 2 ♂, 5 juv., on dead *Pocillopora* sp. (MFII/620-623); 1986, 1 ♂, tidal pool (MFII/102); 2 ♂, tidal pool (MFII/103, 149); 1 ♂, tidal pool (MFII/104); 1 ♀, tidal pool (MFII/626). Bender Mtoni, 1976, 1 ♂, 1 ♀, 3 juv., under biogenic encrustation (MFII/89); 1 ♀, on mud (MFII/93). Sar Uanle, 1976, 1 juv., near cliff (MFII/91); 1979, 1 ♀ (MFII/100).

Distribution. Indo-Pacific. Known from the Western Indian Ocean islands, the Red Sea, Tanzania, Mozambique and S Africa.

***Liomera (Liomera) rugata* (H. Milne Edwards 1834)**

Zozymus rugatus H. MILNE EDWARDS 1834: 385.

Liomera rugata, BARNARD 1950: 237.

Material examined. Gesira, 1976, 1 ♀, on *Pocillopora damicornis* (MFII/109); 1981, 1 ♂, on dead *Pocillopora* sp. (MFII/108).

Distribution. Indo West Pacific. Known from the Western Indian Ocean islands, the Red Sea, Djibouti and Aden.

***Liomera (Liomera) margaritata* (A. Milne Edwards 1873)**

Carpilodes margaritatus A. MILNE EDWARDS 1873a: 182, pl. 5, fig. 2.

Liomera margaritata, SAKAI 1965: 144, pl. 72, fig. 3.

Material examined. Gesira, 1979, 1 ♂, on coral (MFII/110); 1 ♂, on *Pocillopora* sp. (MFII/111).

Distribution. Indo West Pacific. Known from the Red Sea and Aden.

***Liomera (Liomera) monticulosa* (A. Milne Edwards 1873) (Fig. 7D)**

Carpilodes monticulosus A. MILNE EDWARDS 1873a: 181, pl. 5, fig. 1.

Liomera monticulosa, BARNARD 1950: 240, fig. 44c-d.

Material examined. Sar Uanle, 1971, 1 ♂ (MFII/112). Gesira, 1976, 3 ♂, on *Acropora variabilis* (MFII/113, 115); 1 ♀, on *Tubipora* sp. (MFII/114); 1979, 1 ♀, 1 juv., on *Acropora* sp. (MFII/116); 1 ♂, 4 juv., on *Pocillopora* sp. (MFII/117, 119); 1 ♂, on *Pavona* sp. (MFII/118); 1 ♂, 1 ♀, on *Pocillopora verrucosa* (MFII/120, 121); 1 ♂, on *Porites andrewsi* (MFII/122); 1 juv., on *Pocillopora danae* (MFII/123); 1980, 1 ♀ (MFII/124); 1981, 3 ♂, 2 ♀, 4 juv., on *Pocillopora* sp. (MFII/125, 126, 130, 132, 135, 136, 138); 1 ♂, on reef (MFII/127); 6 ♂, 1 ♀, 4 juv., on dead *Pocillopora* sp. (MFII/128, 129, 131, 133, 134, 137, 139).

Distribution. Indo-Pacific. Known from the Western Indian Ocean islands, Kenya, Tanzania and S Africa.

***Liomera (Liomera) rugipes* (Heller 1861)**

Actaeodes rugipes HELLER 1861: 9.

Liomera rugipes, GUINOT 1967c: 265.

Material examined. Gesira, 1979, 1 ♂, 5.5 × 8.3 mm (MFII/140).

Distribution. Indo West Pacific. Known from the Western Indian Ocean islands, the Red Sea and the Gulf of Aden.

Genus ***Neoliomera*** Odhner 1925

***Neoliomera sabaea* (Nobili 1906) (Fig. 7E)**

Actaea sabaea NOBILI 1906a: 403.

Neoliomera sabaea, ODHNER 1925: 31, pl. 2, fig. 11.

Material examined. Gesira, 1976, 3 ♂, 1 ♀ (MFII/141, 142); 1979, 1 ♀ (MFII/143); 1 ♂, on *Pocillopora verrucosa* (MFII/144); 1 juv., on *Pocillopora* sp. (MFII/145); 1980, 1 ♂, 1 ♀ (MFII/146); 1981, 1 ♂, on *Pocillopora* sp. (MFII/147).

Distribution. Western Indian Ocean. Known from the Western Indian Ocean islands, the Red Sea and S Africa.

Subfamily Euxanthinae Alcock 1898

Genus ***Hypocolpus*** Rathbun 1897

***Hypocolpus divarticulatus* (Strahl 1861)**

Cancer exsculptus SAVIGNY 1809, pl. 6, fig. 3.

Melissa divarticulata STRAHL 1861: 103.

Hypocolpus divarticulatus, RATHBUN 1911: 215; VANNINI 1982: 101.

Material examined. Gesira, 1986, 1 ♂, 30.3 × 40.3 mm (MFII/148).

Distribution. Indo-Pacific. Known from the Western Indian Ocean, the Red Sea, Aden, Kenya, Somalia, Tanzania and Mozambique.

***Hypocolpus pardii* n.sp. (Figs 5A-B, 6A-B)**

Material examined. Gesira, Oct. 1986, holotype, 1 ♂, 22.3 × 30.7 mm, sheltered rocky pool (MFII/900).

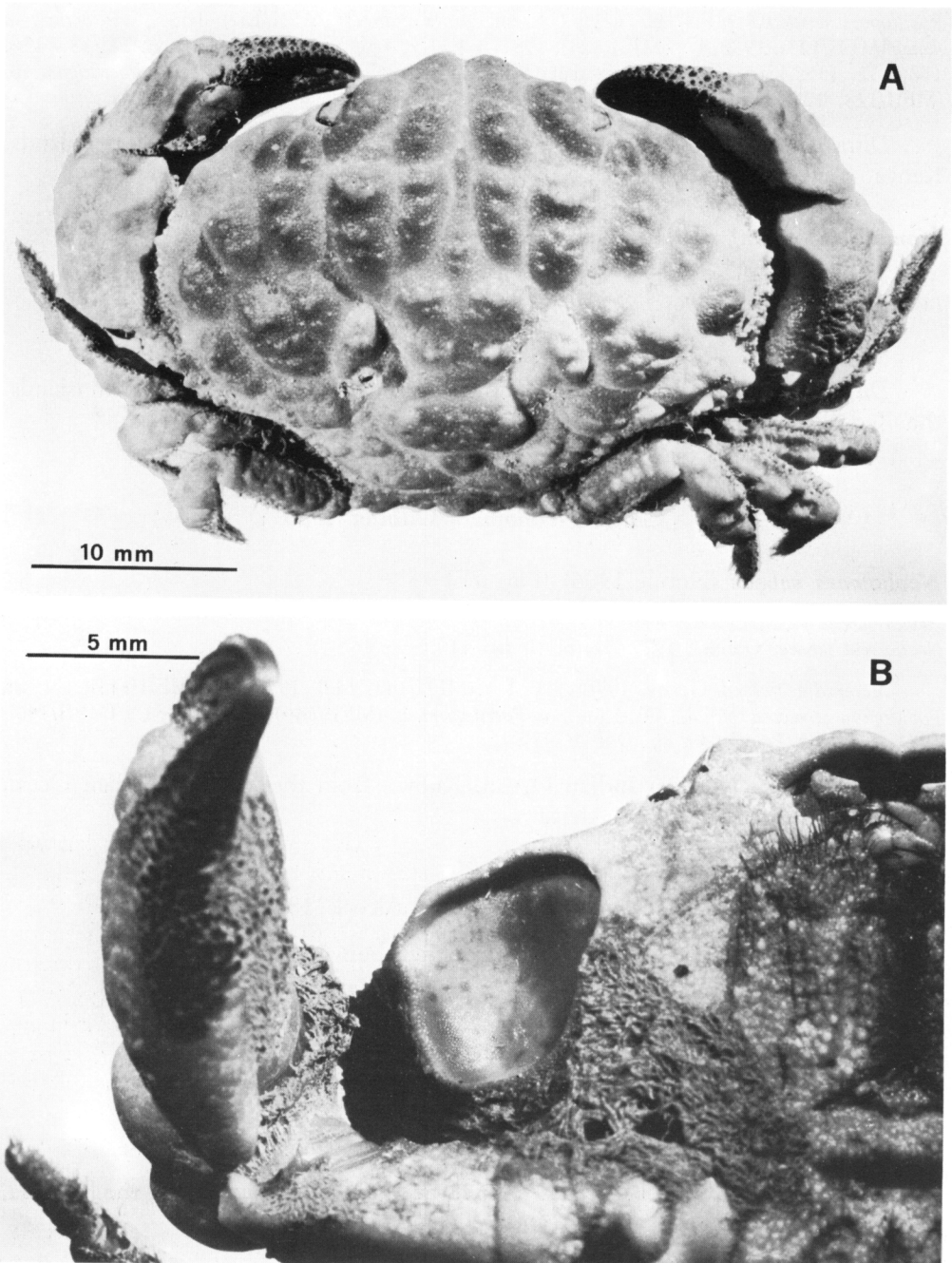


Fig. 5. — *Hypocolpus pardii* n.sp. holotype (A); subhepatic cavity (B).

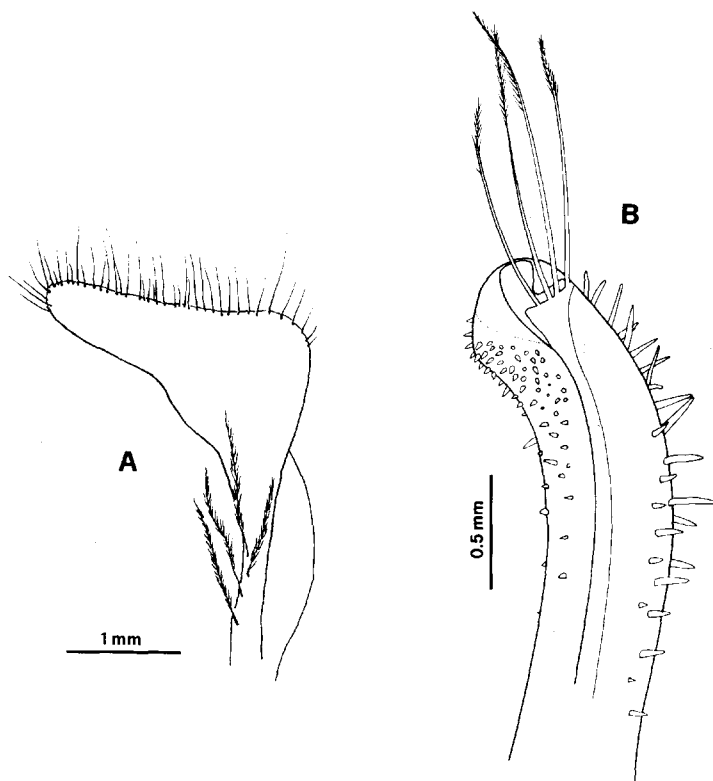


Fig. 6. — *Hypocolpus pardii* n.sp. holotype, endopod of first maxilliped (A); first male pleopod (B).

Description. Carapace dorsally convex, minutely granulate. Regions well defined, demarcated by wide, shallow grooves. Lobules at posterior half of carapace corrugate. Carapace glabrous but for stiff short setae topping 2M, 5L, 1P (Fig. 5A).

Front bilobed, with shallow median sulcus, projecting beyond rounded supra-orbital angle. Orbital cup rounded, margin beaded, infra-orbital tooth well-defined, rounded, visible in dorsal aspect. Antero-lateral margins convex, cut into four lobes. Anterior-most broad, flattened, confluent with outer orbital margin; second, as large, rounded. Two posterior lobes triangular, distinctly granular, with margin prominently tuberculate. Postero-lateral margins concave, irregularly granulate. Posterior margin laterally lined with granules.

Subhepatic cavity ovoid, deeper proximally, bordered by antero-lateral margin of carapace (Fig. 5B). External maxilliped setose, prominently granulose. Exognath tapered, not quite extending to distal angle of endognath, toothed distally on inner margin. Ischium of endognath with smooth, glabrous furrow parallel to heavily setose internal margin. Merus with two glabrous pits. Endopod of first maxilliped axe-shaped, its anterior margin fringed with long setae (Fig. 6A).

In ventral aspect carapace closely covered with plumose setae laterally, but for subhepatic region. Sternites coarsely rugose, with granular protuberances irregularly

pitted. Abdomen with granulate margins and transverse protuberances on each segment.

Chelipeds subequal. Merus, barely projecting beyond lateral margins of carapace, trigonal, its distal margin prominently tuberculate. Carpus lumpy, its antero-internal angle produced. Propodus with superior margin cristate, sinuous. External surface of palm granular, granules larger inferiorly, forming three ridges. Dactylus covered with parallel ridges of prominent granules. Ambulatory legs short, laterally compressed, nodular. Superior margins of merus, carpus, propodus dentate. Inferior margins of merus and propodus coarsely granulate. Superior margin of merus lined with plumose setae. External surface of dactyl densely covered with setae, granulose.

First male pleopod elongate, slightly sinuous. Distally, supplied with spiniform setae internally and short spinules externally. Four long, distally plumose setae on ventral lip (Fig. 6B).

Remarks. *Hypocolpus pardii* may be viewed as close to *H. diverticulatus* and *H. guinotae*. It is easily distinguished from the former by the absence of transverse striae on the carapace, general form of the subhepatic cavity and lack of a postero-lateral lobe, and number and size of the spiniform and plumose setae on the first male pleopod. *H. pardii* differs from *H. guinotae* by its more prominent carapace granulation, subhepatic cavity form, and plumose setae present on ventral lip of the first male pleopod.

Etymology. We are pleased to name this species in honour of Prof. L. Pardi, in appreciation of his promotion of research on the Somalian coast.

Genus *Paramedaeus* Guinot 1967

Paramedaeus simplex (A. Milne Edwards 1873)

Medaeus simplex A. MILNE EDWARDS 1873b: 79; GUINOT 1964a: 11 and 18, fig. 4a-b.
Paramedaeus simplex, GUINOT 1967a: 373, fig. 25.

Material examined. Gesira, 1976, 1 ♀, 4.9 × 5.9 mm (MFII/618).

Distribution. Indo-Pacific. Known from the Western Indian Ocean islands, the Red Sea, Kenya and S Africa.

Paramedaeus noelensis (Ward 1934)

Medaeus noelensis WARD 1934: 17, pl. 1, fig. 1-1a.
Paramedaeus noelensis, GUINOT 1967a: 373.

Material examined. Gesira, 1976, 1 ♀, 6.8 × 9.2 mm (MFII/610).

Distribution. Indo-Pacific. Known from the Red Sea, Madagascar and Mauritius.

Subfamily Actaeinae Alcock 1898

Genus *Pseudoliomera* Odhner 1925

Pseudoliomera granosimana (A. Milne Edwards 1865)

Liomera granosimana A. MILNE EDWARDS 1865: 222, pl. 11, fig. 5-5a.
Pseudoliomera granosimana, ODHNER 1925: 26 and 79, figs 5-6.

Material examined. Gesira, 1976, 1 ♂, 15.1×23.7 mm, 1 ♀, 12.5×19.7 mm, on coral (MFII/151); 1980, 1 ♂, 11.0×17.6 mm (MFII/152).

Distribution. Indo-Pacific. Known from the Western Indian Ocean islands and the Red Sea.

Pseudoliomera helleri (A. Milne Edwards 1865)

Actaea helleri A. MILNE EDWARDS 1865: 270, pl. 17, fig. 3.
Pseudoliomera helleri, WARD 1942: 84.

Material examined. Gesira, 1981, 1 ♀, 10.4×15.1 mm, on dead *Pocillopora* sp. (MFII/153).

Distribution. Indo-Pacific. Known from the Western Indian Ocean islands and the Red Sea.

Pseudoliomera speciosa (Dana 1852) (Fig. 7F)

Actaeodes speciosus DANA 1852b: 198.
Pseudoliomera speciosa, GUINOT 1969: 230.

Material examined. Gesira, 1976, 2 ♂, 2 ♀, on *Pocillopora danae* (MFII/154); 4 ♂, 1 ♀, on coral (MFII/155, 156); 1 ♂, on *Pocillopora damicornis* (MFII/157); 1979, 6 ♂, 9 ♀, on *Pocillopora danae* (MFII/162, 163, 165, 169, 171, 175, 180, 184); 5 ♂, 9 ♀, on *Pocillopora verrucosa* (MFII/164, 170, 173, 182, 185); 4 ♂, 3 ♀, 1 juv., on *Pocillopora* sp. (MFII/166, 174, 178); 8 ♂, 9 ♀, on *Pocillopora damicornis* (MFII/167, 172, 177, 181, 183); 1 ♂, on *Acropora hemprichi* (MFII/168); 1 ♀, on coral (MFII/176); 1981, 10 ♂, 7 ♀, 1 juv., on *Pocillopora* sp. (MFII/186-194). Sar Uanle, 1976, 4 ♂, 2 juv., on *Stylophora* sp. (MFII/159-161).

Distribution. Indo-Pacific. Known from Mauritius and the Seychelles.

Pseudoliomera variolosa (Borradaile 1902)

Actaea variolosa BORRADAILE 1902: 256, fig. 54.
Pseudoliomera variolosa, GUINOT 1967b: 561.

Material examined. Gesira, 1976, 1 ♂, 2 ♀, on coral (MFII/195, 196); 1979, 3 ♂, 2 ♀, 1 juv., on *Pocillopora verrucosa* (MFII/197, 198); 1 ♂ (MFII/199); 1 juv., on *Acropora variabilis* (MFII/200); 2 juv., on *Pavona* sp. (MFII/201); 1 ♂, on *Acropora hemprichi* (MFII/202); 1 ♂, on *Porites* sp. (MFII/203); 3 ♂, 1 juv., on *Acropora damicornis* (MFII/204); 1981, 1 ♀, on *Pocillopora* sp. (MFII/205); 2 ♂, 2 ♀, on reef (MFII/206, 207).

Distribution. Indo-Pacific. Known from the Western Indian Ocean islands, Kenya and S Africa.

Pseudoliomera lata (Borradaile 1902)

Actaea lata BORRADAILE 1902: 254, fig. 53.
Pseudoliomera lata, GUINOT 1967b: 561.

Material examined. Gesira, 1976, 1 ♀ (MFII/208); 1981, 1 ♀, on *Pocillopora* sp. (MFII/209); 2 ♂, 2 ♀, 4 juv., on dead *Pocillopora* sp. (MFII/210-214).

Distribution. Indo-Pacific. Rare. Known only from Japan and the Maldives.

Genus *Forestia* Guinot 1976*Forestia depressa* (White 1847)*Xantho depressa* WHITE 1847b: 225.*Forestia depressa*, GUINOT 1976: 262; figs 42B, 44A, 45B, 45b, 45b'; pl. 18, fig. 1.

Material examined. Sar Uanle, 1971, 3 ♂, 3 ♀, 3 juv. (MFII/215); 2 ♀, on reef (MFII/216); 1975, 1 ♀ (MFII/217); 1976, 1 ♂, 1 ♀, under biogenic encrustation (MFII/218); 1 ♂, 1 ♀, under stones on dead reef (MFII/219-220); 1 ♂, on reef (MFII/221); 1981, 1 ♂, under stones on reef (MFII/222); 2 ♂, 3 juv., on *Pocillopora* sp. (MFII/223).



Fig. 7. — A, *Lybia tessellata* (Latreille 1812) (11 mm); B, *L. plumosa* Barnard 1947 (8 mm); C, *Liomera cinctimana* (White 1847) (28 mm); D, *L. monticulosa* (A. Milne Edwards 1873) (9.5 mm); E, *Neolimera sabaea* (Nobili 1906) (13 mm); F, *Pseudoliomera speciosa* (Dana 1852) (14.5 mm). Measurements refer to carapace length, alive specimens.

Distribution. Indo West Pacific. On the East African coast known from Kenya and S Africa.

Genus *Actaea* de Haan 1833

Actaea polyacantha (Heller 1861) (Fig. 8A)

Chlorodius polyacanthus HELLER 1861: 11.

Actaea polyacantha, ORTMANN 1893: 455.



Fig. 8. — A, *Actaea polyacantha* (Heller 1861) (15 mm); B, *Lophozozymus dodone* (Herbst 1801) (9 mm); C, *Xanthias canaliculatus* Rathbun 1906 (12.5 mm); D, *Phymodius nitidus* (Dana 1852) (16 mm); E, *Jonesius triunguiculatus* (Borradaile 1902) (6.5 mm); F, *Lydia annulipes* (H. Milne Edwards 1834) (31 mm). Measurements refer to carapace length, alive specimens.

Material examined. Gesira, 1981, 1 ♀, on reef (MFII/224).

Distribution. Indo West Pacific. Known from the Western Indian Ocean islands, the Red Sea, Djibouti and S Africa.

Genus *Gaillardiiellus* Guinot 1976

Gaillardiiellus rüppelli (Krauss 1843)

Cancer (Aegle) rüppelli KRAUSS 1843: 28, pl. 1, fig. 1.

Gaillardiiellus rüppelli, GUINOT 1976: 254; figs 42A, 43A, 43a, 44B; pl. 16, fig. 1-1a.

Material examined. Sar Uanle, 1972, 1 ♀ (MFII/225); 1976, 1 ♀, on *Thalassodendron* (MFII/228); 1 ♀, tidal pool (MFII/232); Bender Mtoni, 1975, 2 ♀ (MFII/226); 1976, 3 ♂, 2 ♀, among stones and dead mangroves (MFII/229-230); 1 ♀, under rocks near cliff (MFII/231); Gesira, 1976, 1 ♀, on coral (MFII/227); 1979, 1 ♂, 1 ♀, tidal pool (MFII/233); 1981, 1 ♀, on *Pocillopora* sp. (MFII/234); 1986, 2 ♂, 4 ♀, tidal pool (MFII/235-237); 4 ♂, 3 ♀, tidal pool (MFII/238-239).

Distribution. Indo West Pacific. Known from the Western Indian Ocean islands, the Red Sea, Kenya, Mozambique and S Africa.

Genus *Paractaea* Guinot 1969

Paractaea rufopunctata rufopunctata (H. Milne Edwards 1834)

Xantho rufopunctatus H. MILNE EDWARDS 1834: 389.

Paractaea rufopunctata rufopunctata, GUINOT 1969: 246, figs 19-20.

Material examined. Sar Uanle, 1976, 1 ♀, 16.2×23.5 mm (MFII/240).

Distribution. Indo-Pacific. Known from the Western Indian Ocean islands, the Red Sea and Tanzania. A lessepsian migrant.

Genus *Psaumis* Kossmann 1877

Psaumis cavipes (Dana 1852)

Actaeodes cavipes DANA 1852a: 78.

Psaumis cavipes, SERÈNE 1984: 129, pl. 18f, fig. 76.

Material examined. Sar Uanle, 1976, 1 ♂, 5.0×7.8 mm, tidal pool (MFII/241); 1 ♀, 5.1×8.6 mm, under stones at cliff base (MFII/242). Gesira, 1981, 1 ♂, 5.8×9.5 mm, on *Pocillopora* sp. (MFII/243).

Distribution. Indo-Pacific. Known from the Western Indian Ocean islands, the Red Sea, Djibouti, Gulf of Aden and Tanzania.

Genus *Pseudactaea* Serène 1962

Pseudactaea multicristata (Zehntner 1894)

Lophactaea multicristata ZEHNTNER 1894: 144, pl. 7, fig. 7.

Pseudactaea multicristata, SERÈNE 1962: 684; figs 1A, C; 2A, C; pl. 1, fig. A.

Material examined. Sar Uanle, 1976, 2 ♂, 9.3 × 12.8 mm, on *Tubipora musica* (MFII/244).

Distribution. Known from Madagascar, Vietnam and Amboine. Rare.

Genus *Actaeodes* Dana 1851

Actaeodes tomentosus (H. Milne Edwards 1834)

Zoymus tomentosus H. MILNE EDWARDS 1834: 385.

Actaeodes tomentosus, HELLER 1861: 9.

Actaea tomentosa, VATOVA 1943: 19.

Material examined. Sar Uanle, 1972, 1 ♀ (MFII/245); 1976, 2 ♂, 1 ♀, under biogenic encrustation (MFII/248-9). Bender Mtoni, 1976, 2 ♂, 3 ♀, under biogenic encrustation (MFII/246); 1 ♂, 1 ♀ (MFII/247). Gesira 1976, 3 ♂, 1 ♀, under biogenic encrustation (MFII/250-1, 253); 1 ♂, tidal pool (MFII/252); 1979, 2 ♂, 1 ♀ (MFII/254); 1981, 3 ♂, 4 ♀, on reef (MFII/255); 1 ♂, 1 ♀, on dead *Pocillopora* sp. (MFII/256, 257); 1 ♀ (MFII/258); 1 ♂, on *Pocillopora* sp. (MFII/259); 1986, 3 ♂, 2 ♀ (MFII/261); 1 ♂ (MFII/260).

Distribution. Indo-Pacific. Known from the Western Indian Ocean islands, the Red Sea, Aden, Somalia, Kenya, Tanzania, Mozambique and S Africa.

Actaeodes consobrinus (A. Milne Edwards 1873)

Actaea consobrina A. MILNE EDWARDS 1873b: 79.

Actaeodes consobrinus, GUINOT 1967b: 561.

Material examined. Sar Uanle, 1976, 1 ♂ (MFII/262); Gesira, 1976, 1 ♀, on coral (MFII/263); 1979, 1 ♂, 1 ♀, on *Pocillopora verrucosa* (MFII/264, 265).

Distribution. Indo-Pacific. In the Western Indian Ocean known from Coetivy, Reunion and Aldabra. First record for the East African coast.

Actaeodes hirsutissimus (Rüppell 1830)

Xantho hirsutissimus RÜPPELL 1830: 26; pl. 5, fig. 6; pl. 6, fig. 21.

Actaeodes hirsutissimus, GUINOT 1967b: 561.

Material examined. Bender Mtoni, 1976, 1 ♀, under stones on reef (MFII/266). Gesira, 1979, 1 ♂, 1 ♀, on dead *Pocillopora* sp. (MFII/267); 1 ♂ (MFII/268); 1 ♂, on *Porites andrewsi* (MFII/269); 1 ♂, 1 juv. (MFII/270); 1 ♂, on *Porites* sp. (MFII/271); 1 ♂, on *Pavona* sp. (MFII/272); 1 ♂, 2 ♀, on coral (MFII/273); 1981, 3 ♂, 4 ♀, on reef (MFII/274-8); 1986, 1 ♂, tidal pool (MFII/279); 1 ♂, tidal pool (MFII/282); 2 ♂, 2 ♀, tidal pool (MFII/280-1).

Distribution. Indo West Pacific. On the East African coast recorded from the Red Sea, Gulf of Aden, Kenya, Tanzania, and Mozambique.

Genus *Epiactaeodes* Serène 1984

Epiactaeodes tessellatus (Pocock 1890)

Actaea tessellata POCKOCK 1890: 74.

Epiactaeodes tessellatus, SERÈNE 1984: 137, pl. 18d, fig. 80.

Material examined. Gesira, 1981, 1 ♂, 9.5 × 13.6 mm (MFII/609).

Distribution. Indo West Pacific. Known from the Western Indian Ocean islands and from Tanzania.

Subfamily Zosiminae Alcock 1898

Genus *Atergatopsis* A. Milne Edwards 1862

Atergatopsis signatus (Adams & White 1848)

Carpilius signatus ADAMS & WHITE 1848: 37, pl. 10, fig. 1.

Atergatopsis signatus, A. MILNE EDWARDS 1865: 253.

Material examined. Sar Uanle, 1975, 1 ♀, under stones (MFII/283). Gesira, 1981, 1 ♂, on *Pocillopora* sp. (MFII/284).

Distribution. Indo West Pacific. Known from the Western Indian Ocean islands and, on the east coast of Africa, from the Red Sea, Mozambique and S Africa.

Atergatopsis obesus (A. Milne Edwards 1865)

Actaea obesa A. MILNE EDWARDS 1865: 272, pl. 17, fig. 2a-b.

Aff. *Atergatopsis obesus*, SERÈNE 1984: 143, pl. 20d, fig. 84.

Material examined. Sar Uanle, 1972, 1 ♂, 10.7×15.9 mm (MFII/658).

Distribution. Indo West Pacific. Rare. Known from few specimens collected on Madagascar, Zanzibar, the Maldives, Macclesfield Bank and Mozambique.

Atergatis de Haan 1835

Atergatis floridus (Linné 1767)

Cancer floridus LINNÉ 1767: 1041.

Atergatis floridus, DE HAAN 1835: 46.

Material examined. Sar Uanle, 1971, 1 ♀, 6.8×10.1 mm (MFII/285).

Distribution. Indo West Pacific. Known from the Western Indian Ocean islands and, on the East African coast, from the Red Sea and S Africa.

Genus *Zozymodes* Heller 1861

Zozymodes xanthoides (Krauss 1843)

Cancer (Pilumnus) xanthoides KRAUSS 1843: 32, fig. 6a-b.

Zozymodes Xanthoides, KLUNZINGER 1913: 167.

Material examined. Sar Uanle, 1976, 1 ♂, 7.9×12.1 mm (MFII/613). Gesira, 1976, 1 ♂, 1 ♀ (MFII/286); 1 ♂, 1 ♀ (MFII/612). 1986, 1 ♂, tidal pools (MFII/627).

Distribution. Red Sea and the Western Indian Ocean. On the East African coast known from S Africa.

Zozymodes pumilis (Jacquinot 1852)

Zozymus pumilis JACQUINOT 1852, pl. 4, fig. 1.
Zozymodes pumilis, BALSS 1938: 39.

Material examined. Sar Uanle, 1976, 1 ♀, tidal pool (MFII/287). Mogadiscio, 1976, 2 ♂, 3 ♀, under biogenic encrustation (MFII/289-91). Gesira, 1976, 1 ♂, 3 ♀, under biogenic encrustation (MFII/292); 1979, 1 juv., on *Acropora* sp. (MFII/293).

Distribution. Indo-Pacific. Known from the Western Indian Ocean islands. First record for the East African coast.

Genus **Platypodia** Bell 1835**Platypodia anaglypta** (Heller 1861)

Atergatis anaglyptus HELLER 1861: 6.
Platypodia anaglypta, RATHBUN 1907: 38; VATOVA 1943: 20; GUINOT 1964a: 11, 19.

Material examined. Sar Uanle, 1971, 4 ♂, 1 ♀, 1 juv. (MFII/294-5); 1972, 1 ♀ (MFII/296); 1976, 1 ♂, 2 ♀, under biogenic encrustation (MFII/298, 300, 301); 1 ♂, 1 ♀, tidal pool (MFII/299, 305); 1 ♀, on dead *Porites* sp. (MFII/303); 1 ♂, 1 ♀, under stones in channel (MFII/304). Gesira, 1976, 1 ♂, 4 ♀, under stones on reef (MFII/297); 1 ♀, tidal pool (MFII/302); 1979, 6 ♂, 3 ♀ (MFII/307); 1 ♂, on *Pocillopora verrucosa* (MFII/306); 1980, 2 juv. (MFII/308); 1981, 2 ♂, 1 ♀, 2 juv., on dead *Pocillopora* sp. (MFII/309, 311, 312, 315); 1 ♂, on *Pocillopora danae* (MFII/310); 1 ♂, on reef (MFII/313); 2 ♂, 1 ♀, on *Pocillopora* sp. (MFII/314, 316); 1986, 1 ♂, 4 ♀, tidal pool (MFII/317, 318).

Distribution. Indo West Pacific. Known from the Western Indian Ocean islands, the Red Sea and Somalia.

Platypodia cristata (A. Milne Edwards 1865)

Lophactaea cristata A. MILNE EDWARDS 1865: 246, pl. 16, fig. 4.
Platypodia cristata, RATHBUN 1911: 214.

Material examined. Gesira, 1979, 1 ♂, 1 ♀ (MFII/319); 1986, 1 ♂, 1 ♀ (MFII/320).

Distribution. Indian Ocean. Known from the Western Indian Ocean islands, the Red Sea, Kenya and Tanzania.

Genus **Zosimus** Leach 1818**Zosimus aeneus** (Linné 1758)

Cancer aeneus LINNÉ 1758: 630.
Zosimus aeneus, RATHBUN 1907: 38.

Material examined. Sar Uanle, 1971, 3 ♂, on reef (MFII/321). Gesira, 1976, 2 ♂, under stones on reef (MFII/322-3); 1981, 1 ♂, under stones on reef (MFII/324); 1 ♂, 1 ♀ (MFII/325).

Distribution. Indo-Pacific. Known from the Western Indian Ocean islands, the Red Sea, Tanzania and S Africa.

Genus *Lophozozymus* A. Milne Edwards 1863*Lophozozymus dodone* (Herbst 1801) (Fig. 8B)

Cancer dodone HERBST 1801: 37, pl. 52, fig. 5.

Lophozozymus dodone, HILGENDORF 1879: 789.

Material examined. Sar Uanle, 1971, 1 ♀ (MFII/330). Gesira, 1976, 1 ♀, on reef (MFII/331); 2 ♂, 1 ♀, under stones on reef (MFII/332); 1979, 1 ♂, on reef (MFII/333); 1981, 1 ♀, on *Pocillopora* sp. (MFII/334); 1 ♀, on reef (MFII/335); 1986, 2 ♂, tidal pool (MFII/336); 1 ♀, tidal pool (MFII/337); 1 ♂, 1 ♀, tidal pool (MFII/338).

Distribution. Indo-Pacific. Known from the Western Indian Ocean islands, Kenya, Mozambique and S Africa.

Subfamily Xanthinae MacLeay 1838

Genus *Macromedaeus* Ward 1942*Macromedaeus voeltzkowi* (Lenz 1905)

Xantho (Leptodius) voeltzkowi LENZ 1905: 353, pl. 47, figs 6-6a.

Macromedaeus voeltzkowi, GUINOT 1968: 708.

Material examined. Gesira, 1986, 1 ♂, 5.8 × 9.1 mm, tidal pool (MFII/329).

Distribution. Red Sea and Western Indian Ocean. Rare, known, on the East African coast, from Mozambique and S Africa.

Macromedaeus quinquedentatus (Krauss 1843)

Xantho quinquedentatus KRAUSS 1843: 30, pl. 1, fig. 3a-d.

Macromedaeus quinquedentatus, GUINOT 1968: 708.

Material examined. Sar Uanle, 1971, 1 ♂, tidal pool (MFII/326); 1976, 1 ♂, 2 ♀, on reef (MFII/327-8).

Distribution. Indo West Pacific. Known from the Western Indian Ocean islands and S Africa.

Genus *Leptodius* A. Milne Edwards 1863*Leptodius exaratus* (H. Milne Edwards 1834)

Chlorodius exaratus H. MILNE EDWARDS 1834: 402.

Leptodius exaratus, A. MILNE EDWARDS 1868: 71; WEDENISSOW 1894: 410; PAVESI 1895: 699.

Xantho exaratus, VATOVA 1943: 19; GUINOT 1964a: 11.

Material examined. Bender Mtoni, 1971, 1 ♂, 1 ♀ (MFII/340); 3 ♂, among mangroves (MFII/339); Aug. 1975, 1 ♀ (MFII/342); 1976, 12 ♂, 4 ♀, among stones on mangrove mud (MFII/345-9); Sar Uanle, 1972, 2 ♂, 2 ♀ (MFII/341); 1971, 1 ♂, 2 ♀ (MFII/343); 1976, 1 ♂ (MFII/344); Gesira, 1979, 1 ♀ (MFII/351); 1981, 3 ♂, 3 ♀, under stones (MFII/611); 1986, 1 ♂, 1 ♀ (MFII/352). Hafun, 1929, 1 ♂ (MFII/350).

Distribution. Indo-Pacific. Known from the Western Indian Ocean islands, the Red Sea, Djibouti, the Gulf of Aden, Mozambique and S Africa.

Leptodius gracilis (Dana 1852)

Chlorodius gracilis DANA 1852b: 210.

Leptodius gracilis, DE MAN 1888: 287, pl. 11, fig. 2.

Material examined. Bender Mtoni, 1971, 2 ♂ (MFII/353); 1975, 3 ♂ (MFII/354); 1976, 1 ♀, under stones in mangrove mud (MFII/355). Gesira, 1981, 2 ♂, 1 ♀, under stones (MFII/356); 1 ♂ (MFII/624); 1986, 6 ♂, 3 ♀, tidal pool (MFII/357).

Distribution. Indo-Pacific. Known from the Western Indian Ocean islands, the Red Sea, Kenya and Mozambique.

Leptodius sanguineus (H. Milne Edwards 1834)

Chlorodius sanguineus H. MILNE EDWARDS 1834: 402.

Leptodius sanguineus, RICHTERS 1880: 147.

Material examined. Bender Mtoni, 1975, 1 ♀ (MFII/614). Sar Uanle, 1976, 1 ♂, 3 ♀ (MFII/615, 617). Gesira, 1976, 1 ♀ (MFII/616).

Distribution. Indo-Pacific. Known from the Western Indian Ocean islands, the Red Sea and S Africa.

Leptodius leptodon Forest & Guinot 1961

Leptodius leptodon FOREST & GUINOT 1961: 65; figs 55, 56, 59a-b; pl. 2, fig. 3.

Material examined. Sar Uanle, 1976, 2 ♂, 1 ♀, 12.2 × 17.1 mm (MFII/902); 1 ♂ (MFII/903).

Distribution. Caroline Is., Santa Cruz Is., Tuamotu Archipelago. First record for the Indian Ocean.

Remarks. TAKEDA (1980) examined the type specimens of the crabs described by WARD (1941) from the Philippines and wrote: «The holotype male of *Leptodius davaoensis* described in 1941 proved to be conspecific with *L. leptodon* Forest and Guinot, 1961; moreover some of the paratypic specimens are in reality *L. nudipes* (Dana)». Having had an opportunity to examine that same material we have found some of WARD's *L. davaoensis* identical with *L. gracilis* (Dana) and the rest, as TAKEDA identified, *L. nudipes*.

Genus ***Xanthias*** Rathbun 1897

Xanthias sinensis (A. Milne Edwards 1867)

Pseudozius sinensis A. MILNE EDWARDS 1867: 278.

Xanthias sinensis, BALSS 1938: 48; SERÈNE 1984: 195, pl. 27a, fig. 111.

Material examined. Durbo, Oct. 1973, 3 ♂, tidal pool (MFII/358). Ras Filuck, Nov. 1973, 1 ♂, 1 ♀, tidal pool (MFII/359). Gesira, 1976, 1 ♂ (MFII/360).

Distribution. Red Sea and Indian Ocean. Rare.

Xanthias lamarcki (H. Milne Edwards 1834)

Xantho lamarcki H. MILNE EDWARDS 1834: 391.

Xanthias lamarcki, BORRADAILE 1902: 251.

Material examined. Gesira, 1976, 1 ♀, 2 juv., under stones on reef (MFII/361-2); 1979, 1 ♂, on *Pocillopora danae* (MFII/364); 1 ♂, tidal pool (MFII/365); 1986, 1 ♂, tidal pool (MFII/366); 1 ♂, 2 ♀, tidal pool (MFII/367). Sar Uanle, 1976, 1 ♂, under stones on dead reef (MFII/363).

Distribution. Indo-Pacific. Known from the Western Indian Ocean islands, Mozambique and S Africa.

Xanthias punctatus (H. Milne Edwards 1834)

Xantho punctatus H. MILNE EDWARDS 1834: 396.

Xanthias punctatus, ODHNER 1925: 84.

Material examined. Gesira, 1979, 1 ♀, on *Acropora variabilis* (MFII/368).

Distribution. Indo-Pacific. Known from the Western Indian Ocean islands and the Red Sea.

Xanthias canaliculatus Rathbun 1906 (Fig. 8C)

Xanthias canaliculatus RATHBUN 1906: 856; fig. 17; pl. 9, fig. 12.

Material examined. Gesira, 1976, 1 ♀, under stones on reef (MFII/369); 1981, 1 ♂, 1 ♀, on dead *Pocillopora* sp. (MFII/370-1).

Distribution. Indo-Pacific. Known in the Western Indian Ocean from a single specimen from Madagascar.

Genus ***Lachnopodus*** Stimpson 1858***Lachnopodus rogersi*** Stimpson 1858

Lachnopodus rogersi STIMPSON 1858: 32.

Material examined. Gesira, 1976, 1 ♂, 4 ♀, under stones on reef (MFII/372).

Distribution. Indian Ocean. In the Western Indian Ocean known from Kenya and Madagascar.

Lachnopodus subacutus (Stimpson 1858)

Liomera subacuta STIMPSON 1858: 32.

Lachnopodus subacutus, ODHNER 1925: 83 (part).

Material examined. Gesira, 1980, 1 ♀ (MFII/373); 1976, 1 juv., under stones on reef (MFII/374).

Distribution. Indo-Pacific. Known from the Western Indian Ocean islands, but not from the East African coast.

Genus *Neoxanthops* Guinot 1968*Neoxanthops cavatus* (Rathbun 1907)

Cycloxanthops cavatus RATHBUN 1907: 41; pl. 5, fig. 8; pl. 6, fig. 3-3a.
Aff. *Neoxanthops cavatus*, SERÈNE 1984: 212, pl. 29f, fig. 128.

Material examined. Gesira, 1976, 1 ♀, on *Pocillopora danae* (MFII/654); 1981, 1 ♀, on dead *Pocillopora* sp. (MFII/655); 1 ♂, 1 ♀, on *Pocillopora* sp. (MFII/656-7).

Distribution. Indo-Pacific. In the Western Indian Ocean known from a single specimen from Kenya.

Subfamily Etisinae Ortmann 1893

Genus *Etismus* H. Milne Edwards 1834*Etismus anaglyptus* H. Milne Edwards 1834

Etismus anaglyptus H. MILNE EDWARDS 1834: 411.

Material examined. Gesira, 1979, 1 ♂ (MFII/375); 1984, carapace (MFII/380).

Distribution. Indo-Pacific. In the Western Indian Ocean known from the Red Sea, the Seychelles and Madagascar.

Etismus electra (Herbst 1801)

Cancer electra HERBST 1801: 34, pl. 51, fig. 6.
Etismus electra, KLUNZINGER 1913: 243; pl. 1, fig. 11; pl. 6, fig. 15.

Material examined. Sar Uanle, 1976, 1 ♂ (MFII/376); 1 ♀ (MFII/377). Gesira, 1976, 1 ♂ (MFII/378); 1986, 1 ♂, tidal pools (MFII/379).

Distribution. Indo-Pacific. Known from the Western Indian Ocean islands, the Red Sea, Djibouti, the Gulf of Aden, Kenya and S Africa.

Subfamily Chlorodiinae Alcock 1898

Genus *Pilodius* Dana 1852*Pilodius areolatus* (H. Milne Edwards 1834)

Chlorodius areolatus H. MILNE EDWARDS 1834: 400.
Pilodius areolatus, FOREST & GUINOT 1961: 90.

Material examined. Sar Uanle, 1972, 1 ♂ (MFII/700); 1 ♀ (MFII/702); 1975, 1 ♀ (MFII/701); 1976, 1 ♂ (MFII/703); 1 ♂, under stones in intertidal channel (MFII/704); 1 ♂, 3 ♀ (MFII/705); 1 ♂, under stones in channel (MFII/706); 1 ♀, under stones in channel (MFII/707). Gesira, 1976, 2 ♂, 13 ♀ (MFII/708); 6 ♂, 3 ♀, on reef (MFII/709); 1 juv., on reef among *Thalassodendron* roots (MFII/710); 1 ♂, 1 juv., on reef among *Thalassodendron* roots (MFII/711); 1 ♂, on *Acropora variabilis* (MFII/712); 3 ♂ (MFII/713); 4 ♂, 3 ♀, on reef (MFII/714); 1 ♂, 8 ♀ (MFII/715); 1 ♂, 5 ♀

(MFII/716); 3 ♂ (MFII/717); 1 ♀ (MFII/718); 1979, 1 ♂ (MFII/719); 1 ♀ (MFII/783); 1981, 2 ♂ (MFII/720); 1 ♀, on dead *Pocillopora* sp. (MFII/721); 1 ♀, on dead *Pocillopora* sp. (MFII/722); 1 ♂, 1 ♀ (MFII/723); 1986, 1 ♂, 3 ♀ (MFII/724); 2 ♂, 2 ♀ (MFII/725).

Distribution. Indo West Pacific. Known from the Western Indian Ocean islands, the Red Sea and S Africa.

***Pilodius spinipes* Heller 1861**

Pilodius spinipes HELLER 1861: 11.

Material examined. Sar Uanle, 1976, 1 ♂ (MFII/727); 1 ♀, on dead *Porites* sp. (MFII/728); 1 ♀, on dead *Porites* sp. (MFII/729); 1 ♀, on *Tubipora musica* (MFII/730); 1 ♀, on reef (MFII/736). Gesira, 1979, 3 ♂, 4 ♀ (MFII/731); 1 ♂ (MFII/732); 2 ♀, on *Porites andrewsi* (MFII/733); 1 ♀, on coral (MFII/734); 2 ♀, on *Acropora* sp. (MFII/735); 1 ♀, on *Porites andrewsi* (MFII/737); 1981, 1 ♂, 1 ♀, on *Pavona angularis* (MFII/738); 1 ♂ (MFII/739); 1 ♀ (MFII/740); 1 ♀, on dead *Pocillopora* sp. (MFII/741); 3 ♂ (MFII/742); 1 ♂, 2 ♀ (MFII/743); 1 ♀, on *Pocillopora* sp. (MFII/744).

Distribution. Indian Ocean. Known from the Red Sea, Djibouti, Perim and Obock.

Genus ***Phymodius*** A. Milne Edwards 1863

***Phymodius nitidus* (Dana 1852) (Fig. 8D)**

Pilodius nitidus DANA 1852a: 80.

Phymodius nitidus, RATHBUN 1906: 858.

Material examined. Gesira, 1976, 1 ♀, on *Stylophora mordax* (MFII/747); 1976, 5 ♀, on reef (MFII/745); 4 ♂, 4 ♀, on reef (MFII/746); 1979, 1 ♂ (MFII/761); 1980, 1 ♂, 2 ♀ (MFII/762); 1981, 1 ♂, 1 ♀ (MFII/748); 2 ♂, on dead *Pocillopora* sp. (MFII/749); 1 ♂, on *Pocillopora* sp. (MFII/750); 2 ♂ (MFII/751); 1 ♀, on dead *Pocillopora* sp. (MFII/752); 2 ♀, on dead *Pocillopora* sp. (MFII/753); 1 ♂, on dead *Pocillopora* sp. (MFII/754); 2 ♂, 3 ♀, on *Pocillopora* sp. (MFII/755); 1 ♂, 1 ♀ (MFII/756); 1 ♂, 1 ♀, on dead *Pocillopora* sp. (MFII/757); 3 ♂, 4 ♀, on *Pocillopora* sp. (MFII/758); 3 ♂, 2 ♀ (MFII/759); 1 ♂, on dead *Pocillopora* sp. (MFII/760).

Distribution. Indo West Pacific. Known from the Western Indian Ocean islands, the Red Sea and Kenya.

***Phymodius drachi* Guinot 1964**

Phymodius drachi GUINOT 1964b: 72; figs 42, 47; pl. 3, fig. 1; pl. 7, fig. 1.

Material examined. Gesira, 1979, 1 ♂ (MFII/763); 1 ♀ (MFII/764); 1 ♂, 1 ♀ (MFII/765); 1981, 1 ♀, on *Pocillopora* sp. (MFII/766).

Distribution. Known from the Western Indian Ocean islands and Kenya.

***Phymodius granulatus* (Targioni Tozzetti 1877)**

Pilodius granulatus TARGIONI TOZZETTI 1877: 50, pl. 4, figs 15-19, 20-21, 24a.

Phymodius granulatus, NOBILI 1906b: 265.

Material examined. Sar Uanle, 1972, 1 ♂ (MFII/767).

Distribution. Red Sea and Persian Gulf.

Phymodius monticulosus (Dana 1852)

Chlorodius monticulosus DANA 1852a: 79.

Phymodius monticulosus, A. MILNE EDWARDS 1873a: 220.

Material examined. Gesira, 1979, 1 ♂ (MFII/768); 1986, 1 ♀ (MFII/769); 2 ♂, 6 ♀ (MFII/770).

Distribution. Indo West Pacific. Known from the Western Indian Ocean islands, the Red Sea, Kenya and S Africa.

Phymodius ungulatus (H. Milne Edwards 1834)

Chlorodius ungulatus H. MILNE EDWARDS 1834: 400, pl. 16, figs 6-8.

Phymodius ungulatus, A. MILNE EDWARDS 1873a: 218.

Material examined. Gesira, 1979, 1 ♂, 2 ♀ (MFII/771); 1 ♀ (MFII/772); 1 ♂ (MFII/773); 1 ♂, on *Pocillopora verrucosa* (MFII/774); 1 ♂, on *Porites andrewsi* (MFII/775); 1 ♂, on *Acropora hemprichi* (MFII/776); 1981, 1 ♂, on *Pocillopora* sp. (MFII/777); 1 ♂, 2 ♀, on *Pocillopora* sp. (MFII/778); 1 ♀, on *Pocillopora* sp. (MFII/779); 1 ♀ (MFII/780); 1 ♀ (MFII/781); 1 ♀ (MFII/782).

Distribution. Indo West Pacific. Known from the Western Indian Ocean islands.

Genus ***Chlorodiella*** Rathbun 1897***Chlorodiella nigra*** (Forskål 1775)

Cancer niger FORSKÅL 1775: 89.

Chlorodiella nigra, RATHBUN 1897: 157.

Chlorodius niger, WEDENISSOW 1894: 410; PAVESI 1895: 699; VATOVA 1943: 20.

Material examined. Gesira, 1979, 1 ♂, on *Porites andrewsi* (MFII/381); 1 ♂ (MFII/382); 1981, 1 ♀, on dead *Pocillopora* sp. (MFII/383); 1986, 1 ♂, 1 ♀, tidal pool (MFII/384).

Distribution. Indo-Pacific. Known from the Western Indian Ocean islands, the Red Sea and S Africa.

Chlorodiella cytherea (Dana 1852)

Chlorodius cytherea DANA 1852a: 79.

Chlorodiella cytherea, HOLTHUIS 1953: 14.

Material examined. Gesira, 1979, 14 ♂, 8 ♀, 6 juv., on *Porites andrewsi* (MFII/385, 390, 392, 394, 397, 399, 402, 403, 405, 406, 423); 1 ♂, on *Porites* sp. (MFII/391, 409); 1 ♂, 1 ♀, 2 juv., on *Acropora variabilis* (MFII/386, 393, 424); 3 ♂, 1 ♀, 2 juv., on *Acropora hemprichi* (MFII/395, 425); 1 juv., on *Acropora* sp. (MFII/404); 1 ♀, on *Pocillopora damicornis* (MFII/387); 1 ♂, 2 ♀, 1 juv., on *Pocillopora* sp. (MFII/388); 1 ♂, 2 ♀, 5 juv., on *Pavona* sp. (MFII/396, 400); 1 juv., on *Galaxea* sp. (MFII/408); 6 ♂, 1 ♀, 2 juv., on coral (MFII/389, 398, 401, 407); 1981, 4 ♂, 4 ♀, 4 juv., on dead *Pocillopora* sp. (MFII/409, 414-417); 2 ♂, 2 ♀, on *Pocillopora* sp. (MFII/410, 411, 418); 1 ♂, on reef (MFII/412); 2 ♂, 3 ♀, on *Acropora* sp. (MFII/413, 420); 2 juv., on *Porites* sp. (MFII/419); 10 ♂, 6 ♀, 1 juv., on reef (MFII/421-2).

Distribution. Indo-Pacific. Known from the Western Indian Ocean islands, the Red Sea and Djibouti.

Chlorodiella laevissima (Dana 1852)

Chlorodius laevissimus DANA 1852a: 80.

Chlorodiella laevissima, RATHBUN 1906: 857.

Material examined. Gesira, 1976, many specimens (MFII/426-432); 1979, many specimens (MFII/433-446); 1980, 1 ♂ (MFII/447); 1981, many specimens (MFII/448-479), on *Acropora variabilis*, *Acropora* sp., *Pocillopora danae*, *P. verrucosa*, dead *Pocillopora*, *Pavona* sp., *Porites andrewsi*.

Distribution. Indo-Pacific. Known from the Western Indian Ocean islands, the Red Sea and S Africa.

Genus ***Liocarpilodes*** Klunzinger 1913***Liocarpilodes integerrimus*** (Dana 1852)

Actaeodes? *integerrimus* DANA 1852b: 201.

Liocarpilodes integerrimus, KLUNZINGER 1913: 142, pl. 5, fig. 6.

Material examined. Gesira, 1976, 1 ♀, 3.3 × 4.1 mm (MFII/619).

Distribution. Indo-Pacific. Known in the Western Indian Ocean from the Red Sea, Madagascar, Reunion and Mauritius.

Family Trapeziidae Miers 1886

Subfamily Domeciinae Ortmann 1893

Genus ***Domecia*** Eydoux & Souleyet 1842***Domecia hispida*** Eydoux & Souleyet 1842

Domecia hispida EYDOUX & SOULEYET 1842: 235, pl. 2, figs 5-10.

Material examined. Gesira, 1976, 1 ♀, on *Pocillopora damicornis* (MFII/480); 1 ♀, on *Pocillopora verrucosa* (MFII/482); 1 ♀ (MFII/481); 1979, many specimens (MFII/483-518); 1981 many specimens (MFII/519-548), on *Pocillipora danae*, *P. verrucosa*, *P. damicornis*, *Pocillipora* sp., *Porites andrewsi*, *Acropora* sp.

Distribution. Indo-Pacific. Known from the Western Indian Ocean islands, the Red Sea and Kenya.

Domecia glabra Alcock 1899

Domecia glabra ALCOCK 1899: 117.

Material examined. Gesira, 1976, 1 ♀, on *Pocillopora danae* (MFII/549); 1 ♂ on *Acropora* sp. (MFII/550); 1979, 1 ♂, 1 ♀, on *Acropora variabilis* (MFII/551-2); 1981, 3 ♂, 3 ♀, on *Acropora* sp. (MFII/553-5).

Distribution. Indo-Pacific. Known from the Western Indian Ocean islands, and Tanzania.

Genus *Palmyria* Galil & Takeda 1986***Palmyria palmyrensis*** (Rathbun 1923)

Maldivia palmyrensis RATHBUN 1923: 38.

Palmyria palmyrensis, GALIL & TAKEDA 1986: 169, figs 5-8.

Material examined. Gesira, 1979, 2 ♂, on *Porites andrewsi* (MFII/556).

Distribution. Known from Palmyra, Aldabra and Reunion. First record for the East African coast.

Genus *Jonesius* Sankarankutty 1962***Jonesius triunguiculatus*** (Borradaile 1902) (Fig. 8E)

Pseudozius triunguiculatus BORRADAILE 1902: 243, fig. 44a-d.

Maldivia triunguiculata, GUINOT 1964b: 102; pl. 4, figs 1-3; pl. 12, fig. 2.

Jonesius triunguiculatus, GALIL & TAKEDA 1986: 165, figs 1-4.

Material examined. Gesira, 1976, 1 ♀ (MFII/557); 1981, 2 ♀, on *Pocillopora* sp. (MFII/558); 2 ♂, on dead *Pocillopora* sp. (MFII/559).

Distribution. Indo-Pacific. Known from the Western Indian Ocean islands and Kenya.

Family Carpiliidae Ortmann 1893

Genus *Carpilius* Leach 1823***Carpilius convexus*** (Forskål 1775)

Cancer convexus FORSKÅL 1775: 88.

Carpilius convexus, RÜPPELL 1830: 13, pl. 3, fig. 2; GUINOT 1964a: 11.

Material examined. Sar Uanle, 1971, 2 ♂, 2 ♀, on reef (MFII/560); 1976, 2 ♂, 1 ♀ (MFII/564). Gesira, 1979, 4 ♂, 5 ♀, on *Pocillopora danae* (MFII/561); 1 ♀, on *Pocillopora verrucosa* (MFII/562); 1 juv. (MFII/563); 1981, 4 ♂, 2 ♀ (MFII/564); 1 ♂, 3 ♀, 1 juv., on dead *Pocillopora* sp. (MFII/565, 567-570); 1 ♀, on *Pocillopora* sp. (MFII/566); 1 ♀, on reef (MFII/571).

Distribution. Indo-Pacific. Known from the Western Indian Ocean islands, the Red Sea, Somalia, Mozambique and S Africa.

Family Menippidae Ortmann 1893

Subfamily Oziinae Alcock 1898

Genus *Ozius* H. Milne Edwards 1834***Ozius guttatus*** H. Milne Edwards 1834

Ozius guttatus H. MILNE EDWARDS 1834: 239, pl. 11, fig. 1.

Material examined. Sar Uanle, 1973, 1 ♀ (MFII/631); 1975, 1 ♂, 1 ♀, cliff base (MFII/630); 1976, 1 ♂ (MFII/629). Bender Mtoni, 1971, 1 ♂, 1 ♀, cliff base (MFII/632). Lac Badana, 28 Oct. 1971, 1 ♂, 1 ♀, cliff base (MFII/633).

Distribution. Indo-Pacific. Known from the Red Sea.

***Ozius rugulosus* Stimpson 1858**

Ozius rugulosus STIMPSON 1858: 34.

Material examined. Sar Uanle, 1971, 3 ♀ (MFII/643); 1976, 5 ♂, 10 ♀, 1 juv. (MFII/634-8, 642). Gesira, 1979, 1 ♀ (MFII/639); 1981, 3 ♀, under stones (MFII/641). Bender Mtoni, 1971, 1 ♂ (MFII/640).

Distribution. Indo-Pacific. Known from the Red Sea, S Africa and Mauritius.

Genus ***Epixanthus*** Heller 1861

***Epixanthus frontalis* (H. Milne Edwards 1834)**

Ozius frontalis H. MILNE EDWARDS 1834: 406.

Epixanthus frontalis, HELLER 1865: 20; VATOVA 1943: 21.

Material examined. Bender Mtoni, 1971, 2 ♂, 3 ♀ (MFII/572); 1975, 2 ♂, 2 ♀ (MFII/574). Lac Badana, 1971, 1 ♂, 1 ♀ (MFII/573). Sar Uanle, 1976, 3 ♂, 8 ♀ (MFII/575-8). Gesira, 1976, 1 ♂ (MFII/579); 1981, 1 ♀, under stones (MFII/580); 1986, 1 ♂ (MFII/608).

Distribution. Indo-Pacific. Known from the Western Indian Ocean islands, the Red Sea and S Africa.

Genus ***Lydia*** Gistel 1848

***Lydia annulipes* (H. Milne Edwards 1834) (Fig. 8F)**

Ruppellia annulipes H. MILNE EDWARDS 1834: 422.

Lydia annulipes, RATHBUN 1906: 862.

Euruppellia annulipes, PARISI 1938: 216; VATOVA 1943: 21.

Material examined. Cojama (Bajuni Is.), 5 Sep. 1959, 1 ♀ (MFII/581); 20 Aug. 1975, 1 ♀ (MFII/583). Uarsheck, 15 Sep. 1962, 1 ♀ (MF.4940). Fuma Nangue (Bajuni Is.), 20 Aug. 1971, 2 ♀ (MFII/584). Mogadiscio, 1953, 1 ♀ (MF.4792). Sar Uanle, 1971, 2 ♂, 1 ♀, on cliff (MFII/585); 1972, 1 ♀ (MFII/582). Gesira, 1979, 4 ♂, 3 ♀, on cliff (MFII/586); 2 ♂, 3 ♀, on cliff (MFII/587); 1 ♀ (MFII/588); 1 ♀ (MFII/589); 1981, 2 ♀, on cliff (MFII/590).

Distribution. Indo-Pacific. Known from the Western Indian Ocean islands, Tanzania and S Africa.

Subfamily Eriphiinae Alcock 1898

Genus ***Eriphia*** Latreille 1817

***Eriphia scabricula* Dana 1852**

Eriphia scabricula DANA 1852a: 82.

Material examined. Sar Uanle, 1975, 2 ♂, 1 ♀ (MFII/591); 1976, 1 ♀ (MFII/592); 1 ♂ (MFII/593). Gesira, 1976, 1 ♂ (MFII/594); 1 ♂ (MFII/595); 1979, 1 ♂, 1 ♀, tidal pool (MFII/596); 1981, 2 ♂, under stones (MFII/597).

Distribution. Indo-Pacific. Known from the Western Indian Ocean islands, the Red Sea, Mozambique and S Africa.

Eriphia sebana (Shaw & Nodder 1803)

Cancer sebanus SHAW & NODDER 1803, pl. 591.

Eriphia sebana, RATHBUN 1907: 57; GUINOT 1964a: 12.

Material examined. Bender Mtoni, 1971, 2 ♂, among mangroves (MFII/598). Sar Uanle, 1975, 1 ♀, in small crevice (MFII/599); 1975, 2 ♂ (MFII/600, 601).

Distribution. Indo-Pacific. Known from the Western Indian Ocean islands, Tanzania, Mozambique and S Africa.

Eriphia smithi MacLeay 1838

Eriphia smithi MACLEAY 1838: 60.

Material examined. Gesira, 1986, 3 ♀ (MFII/604, 628). Merka, Oct. 1986, 1 ♂, 1 ♀ (MFII/605). Sar Uanle, 1971, 2 ♂, 4 ♀, tidal pool (MFII/644); 1 ♂, 3 ♀, 2 juv. (MFII/645); 1975, 1 ♂, 3 ♀ (MFII/646).

Distribution. Indo-Pacific. Known from the Western Indian Ocean islands, the Red Sea, Tanzania, Mozambique and S Africa.

HABITAT DISCUSSION

Great efforts have been expended during the entire course of the C.N.R. expeditions to Somalia to adhere to strict collection procedures and to register the habitat where specimens were collected. These rules were particularly important when collecting on the reef. Live coral heads were separated from dead ones, and all residents of each coral head retained with a sample of the host for later determination of host-specificity. Species were relegated to one of three groups, depending on their choice of habitat: obligate coral symbionts; rock, rubble and reef dwellers; shore dwellers.

Species belonging to the genera *Cymo* de Haan, *Domecia* Eydoux & Souleyet, *Trapezia* Latreille, *Tetralia* Dana and *Tetraloides* Galil are found exclusively in live corals and are acknowledged as their obligate symbionts (PATTON 1966). Data furnished by this study point to the possibility that species of *Jonesius* Sankarankutty, *Palmyria* Galil & Takeda and *Pseudoliomera* Odhner may also belong with that group.

Cymo deplanatus has been found on *Acropora hemprichi*, and is apparently restricted to that genus, while *C. andreossyi* and *C. quadrilobatus* have been collected from various species of *Pocillopora* (GARTH 1964, 1974, 1984; PATTON 1966; CASTRO 1976, SERÈNE 1984).

Domecia hispida has been found largely in pocilloporid corals such as *Pocillopora*

danae, *P. damicornis*, *P. verrucosa* but also in *Porites andrewsi* and *Acropora* sp. *D. glabra* has been collected from *Acropora* spp. with a single occurrence in *Pocillopora danae*, much as SERÈNE (1984) reported it from *Galaxea* and *Pavona* corals in addition to *Acropora*. However, there is no doubt that *Domecia hispida* and *D. glabra* are obligate symbionts of pocilloporid and acroporid corals respectively (GARTH 1964, 1974, 1984; PATTON 1966; CASTRO 1976; COLES 1980; EDWARDS & EMBERTON 1980; KROPP & BIRKELAND 1981; SERÈNE 1984).

Jonesius triunguiculatus has been collected in live and dead *Pocillopora* heads, in *Galaxea* sp. (CASTRO 1976, SERÈNE 1984) and *Leptoria* (BORRADAILE 1902) much as *Palmyria palmyrensis* has been collected on *Porites andrewsi*, on *Millepora* and *Galaxea* (SERÈNE 1984).

Pseudoliomera speciosa has been recorded from pocilloporid corals as far apart as the Maldives and Hawaii and its common presence on *P. danae*, *P. damicornis* and *verrucosa* in Somalia attests to its possible obligate association with the coral (GARTH 1974, CASTRO 1976, COLES 1980, EDWARDS & EMBERTON 1980, SERÈNE 1984). Its congener, *P. variolosa*, has been reported from *P. meandrina* (COLES 1980), *P. verrucosa* (KROPP & BIRKELAND 1981), *Galaxea* (SERÈNE 1984), and from *Acropora*, *Pocillopora*, *Porites*, *Pavona* spp. in Somalia, but also from dead *Acropora* blocks (PEYROT-CLAUSADE 1977).

The largest contingent of xanthoid crabs, though known from live corals, are also found on algae-encrusted blocks of coral, in reef crevices, underneath stones and among coral rubble. Species of the genera *Actaeodes* Dana, *Chlorodiella* Rathbun, *Liomera* Dana, *Phymodius* A. Milne Edwards and *Pilodius* Dana are commonly found among live and dead coral heads, under stones and in shallow pools on the reef flat, and occasionally among the calcareous algae.

TAYLOR (1986) observed: «*Actaea tomentosa* wedges itself into crevices in the base of coral colonies and into dead coral blocks» and that «... of the ... crevice dwellers ... probably the commonest is *Actaea tomentosa*». PEYROT-CLAUSADE (1977) reported *A. hirsutissimus* abundant on the fringing reef where *Porites* dominates. GARTH (1984) found it in live and dead *Pocillopora* corals. SERÈNE's (1984) specimens were collected from the reef flat, reef crest, from pools on the intertidal rocky platform and from *Seriatorpora*. Specimens of *Actaeodes tomentosus*, *A. consobrinus* and *A. hirsutissimus* were collected in Somalia from live *Pocillopora*, *Porites*, *Pavona* heads, from dead corals, among calcareous algal encrustation and from small, shallow pools.

Chlorodiella nigra, *Ch. cytherea* and *Ch. laevissima* were commonly found in Somalia on a variety of live and dead corals: *Pocillopora*, *Acropora*, *Pavona*, *Porites*, *Galaxea*. GARTH (1964, 1974, 1984) reported finding *Chlorodiella* in acroporid and pocilloporid corals, PATTON (1974), in live *Pocillopora* and PEYROT-CLAUSADE (1977) on the fringing and barrier reefs of Tiahura. TAYLOR (1968) remarked that *Ch. nigra* was found «in association with the corals», EDWARDS & EMBERTON (1980) collected it from *Stylophora pistillata* and KROPP & BIRKELAND (1981) on *Pocillopora verrucosa*. *Chlorodiella* spp. though frequently found in association with both live and dead corals, are not exclusively coral-inhabitants (GARTH 1964, 1974, 1984; TAYLOR 1968).

The eight species of *Liomera* reported in our studies were mostly collected from living and dead corals. PEYROT-CLAUSADE (1977) found «*Liomera bella* recoltée en abondance sur le récif frangeant» while *L. rugata* was collected from *Stylophora pistillata* on reef-flat (EDWARDS & EMBERTON 1980). GARTH (1984) reported *L. margaritata* and *L. rugipes* from living *Pocillopora* corals, *L. bella* and *L. tristis* from

dead *Pocillopora*, and *L. monticulosa* from a cobble ridge. The facultative nature of their association with corals was recognized earlier (GARTH 1964, CASTRO 1976).

Phymodius nitidus and *Ph. unguatus* were collected in Somalia mainly from pocilloporid corals, living and dead. PEYROT-CLAUSADE (1977) found *Ph. unguatus* on the reef. EDWARDS & EMBERTON (1980) collected *Ph. nitidus* frequently in lagoons and occasionally on the reef flat, from *Stylophora pistillata*. GARTH (1964, 1974, 1984) collected these species from pocilloporid corals but described them as facultative coral-inhabitants. SERÈNE (1984) placed them on the intertidal rocky platform.

Pilodius areolatus and *P. spinipes* were commonly found on the reef, under stones, among *Thalassodendron* roots, and on dead and living corals. GARTH (1964, 1974) reported finding both species on living *Acropora*, but also on dead overgrown corals. EDWARDS & EMBERTON (1980) reported *P. spinipes* from *Stylophora pistillata* on the reef flat.

Carpilius convexus, quite common on the reef in Somalia, was found in crevices under living and dead corals (TAYLOR 1968).

Neoxanthops cavatus found in Somalia in living and dead *Pocillopora* corals was previously reported from dead corals (SERÈNE 1984).

Etisus electra, found in Somalia in intertidal rocky pools, was mentioned by GARTH (1964, 1984) to inhabit *Pocillopora damicornis* and dead overgrown corals. It was «extremely abundant in areas of cobbles» and reef crevices, TAYLOR (1968), and «frequent in the lagoon» (EDWARDS & EMBERTON 1980).

Xanthias sinensis, *X. lamarcki*, *X. punctatus* and *X. canaliculatus* occupy a wide range of habitats-intertidal pools, crevices in dead and living corals. PEYROT-CLAUSADE (1977) wrote «*Xanthias lamarckii* present sur les platiers est remplacé en profondeur par *Xanthias canaliculata*». SERÈNE (1984) recorded *X. canaliculatus* underneath dead coral.

Lybia tessellata and *L. plumosa* were commonly found in Somalia on pocilloporid corals, dead and living. GARTH (1984) collected the former from *P. damicornis*, while the latter was recorded from *Galaxea* by SERÈNE (1984).

Gaillardiiellus rüppelli was found in Somalia in diverse habitats: at the cliff base, in tidal pools, in dead mangroves, on corals and among *Thalassodendron*. GARTH (1964, 1984) collected it from both living and dead *Pocillopora* corals. SERÈNE (1984) recorded it from the reef flat.

Psaumis cavipes, collected in Somalia from rubble at the cliff base and on *Pocillopora* corals, was recorded by GARTH (1964) from dead overgrown coral, by PEYROT-CLAUSADE (1977) among live coral on fringing reef and by SERÈNE (1984) from intertidal gravel.

The Menippidae are mostly shore-dwellers, active during low tide. According to TAYLOR (1968) «*Epixanthus frontalis* is found at the base of the rocks beneath overhangs». It occupies a similar habitat in Somalia, sharing it with *Ozius guttatus* and *O. rugulosus*, both found in the rubble at the base of shore cliffs, where *O. guttatus* was observed preying upon *Nerita polita*. *Eriphia scabricula*, *E. sebana* and *E. smithi* were collected at the base of shore cliffs and in intertidal rocky pools. *Lydia annulipes* was collected on cliffs, above the high water mark.

Other shore-dwellers, restricted in our findings to mangrove creeks and sheltered pools, where they are the prominent xanthoids, were *Leptodius exaratus*, *L. gracilis* and *L. sanguineus*. However, *L. sanguineus* was reported from an algal ridge (TAYLOR 1968) and *L. exaratus* from «grass beds, sands and cobble ridges» (GARTH 1984).

ACKNOWLEDGEMENTS

Our thanks to Dr Brian Rosen for having identified the corals, to Prof. John S. Garth for having identified portion of our earliest collections from Somalia, and to Mr Paul Clark for his identification of the *Phymodius* and *Pilodius* material and for thoroughly checking the bibliography. Mr Riccardo Innocenti is the author of the crabs pictures. Dr Bella Galil's stay in Florence was partially financed by a grant from Consiglio Nazionale delle Ricerche.

REFERENCES

- ADAMS A. & WHITE A. 1848. Crustacea. In: A. Adams. The zoology of the voyage of H.M.S. Samarang under the command of Captain Sir Edward Belcher during the years 1843-1846. London, VIII+66 pp., 13 pls.
- ALCOCK A. 1899. Natural history from the Royal Indian Marine Survey Ship «Investigator». Ser. III. N. 3. On some notable new and rare species of Crustacea. *Journal of the Asiatic Society of Bengal* 68 (2), no. 2: 111-119, pl. 1.
- ALCOCK A. & ANDERSON A.R.S. 1894. Natural history notes from H.M. Indian Marine Survey Steamer «Investigator». Ser. II. N. 17. List of the shore and Shallow-water Brachyura collected during the season 1893-1894. *Journal of the Asiatic Society of Bengal* 63 (2): 197-209 [1-13].
- AUDOUIN V. 1826. Explication sommaire des planches de Crustacés de l'Égypte et de la Syrie, publiées par Jules Cesar Savigny, membre de l'Institut; offrant un exposé des caractères naturels des genres avec la distinction des espèces. In: Savigny J.C. Description de l'Égypte ou recueil des observations et des recherches qui ont été faites en Égypte pendant l'expédition de l'armée française. Histoire naturelle. Paris, 1 (4): 77-98.
- BALSS H. 1938. Die Dekapoden Brachyura von Dr. Sixten Bocks Pazifik-Expedition 1917-1918. *Göteborgs Kungliga Vetenskaps och Vitterhets Samballes Handligar (B)* 5 (7): 1-85, figs 1-18, pls 1-2.
- BARNARD K.H. 1947. Descriptions of new species of South African decapod Crustacea, with notes on synonymy and new records. *Annals and Magazine of Natural History* (11 ser.) 13 (102) (1946): 361-392.
- BARNARD K.H. 1950. Descriptive catalogue of South African decapod Crustacea (crabs and shrimps). *Annals of the South African Museum* 38: 1-837, figs 1-154.
- BORRADAILE L.A. 1902. Marine crustaceans. III. The Xanthidae and some other crabs. In: Stanley Gardiner J., Edit. The fauna and geography of the Maldive and Laccadive Archipelagoes being the account of the work carried on and of the collections made by an expedition during the years 1899-1900. Cambridge: University Press 1 (3): 237-271, figs 41-60.
- CASTRO P. 1976. Brachyuran crabs symbiotic with scleractinian corals: a review of their biology. *Micronesica* 12 (1): 99-110.
- COLES S.L. 1980. Species diversity of decapods associated with living and dead reef coral *Pocillopora meandrina*. *Marine Ecology, Progress Series* 2: 281-291.
- DANA J.D. 1851. On the classification of the Cancroidea. *American Journal of Science and Arts* (ser. 2) 12 (34): 121-131.
- DANA J.D. 1852a. Conspectus of the Crustacea of the Exploring Expedition under Capt. Wilkes, U.S.N., including the Crustacea Cancroidea Crystoidea. *Proceedings of the Academy of Natural Sciences of Philadelphia* 6: 73-86.
- DANA J.D. 1852b. Crustacea. United States Exploring Expedition during the years 1838, 1839, 1840, 1841, 1842 under the command of Charles Wilkes, U.S.N. 13 (1). Philadelphia: C. Sherman, VIII+685 pp.
- EDWARDS A. & EMBERTON H. 1980. Crustacea associated with the scleractinian coral, *Stylophora pistillata* (Esper), in the Sudanese Red Sea. *Journal of Experimental Marine Biology and Ecology* 42: 225-240.

- EYDOUX F. & SOULEYET L.F.A. 1842. Crustacés. In: Voyage autour du monde exécuté pendant les années 1836 et 1837 sur la corvette *la Bonite*, commandée par M. Vaillant, etc. Zoologie. Paris, 1 (2): 219-250; atlas, pls 1-3.
- FOREST J. & GUINOT D. 1961. Crustacés Décapodes Brachyours de Tahiti et des Tuamotu. Expédition française sur les récifs coralliens de la Nouvelle-Calédonie. Volume préliminaire. Paris: Éditions de la Fondation Singer-Polignac, IX-XI + 1-195 pp., figs 1-178, pls 1-18, tables 1-3, 7 cartes.
- FORSKÅL P. 1775. Descriptiones animalium avium, amphibiorum, piscium, insectorum, vermium; quae in itinere orientali observavit. Petrus Forskål. Post Mortem Auctoris editit Carsten Niebuhr. Adjuncta est materia Medica Kahirina. Hafniae, 1-9 + I-XXXIV + 1-164 pp., 1 carte.
- GALIL B. 1986. *Tetraloides* - a new genus of coral inhabiting crabs. *Crustaceana* 50 (1): 68-77.
- GALIL B. & CLARK P.F. 1988. On a collection of *Acropora*-inhabiting trapeziids (Crustacea Brachyura Xanthoidea) from East Africa. *Tropical Zoology* 1: 137-151.
- GALIL B. & LEWINSOHN CH. 1983. Researches on the coast of Somalia. *Trapezia richtersi* n.sp., a new trapezid crab (Decapoda Brachyura). *Monitore Zoologico Italiano (Nuova Serie) Supplemento* 18: 159-166.
- GALIL B. & LEWINSOHN CH. 1984. On the taxonomic status of *Trapezia tigrina* Eydoux and Souleyet, 1842. *Crustaceana* 46 (2): 166-175.
- GALIL B. & LEWINSOHN CH. 1985. On the taxonomic status of *Trapezia rufo punctata* (Herbst) and *Trapezia flavomaculata* Eydoux and Souleyet. *Crustaceana* 48 (2): 209-217.
- GALIL B. & TAKEDA M. 1986. Resurrection of the genus *Jonesius* and establishment of a new genus: commensal crabs associated with corals from the Indo-Pacific Ocean. *Bulletin of the National Science Museum, Tokyo (A)* 12 (4): 163-171, figs 1-8.
- GARTH J.S. 1964. The Crustacea Decapoda (Brachyura and Anomura) of Eniwetok Atoll, Marshall Islands, with special reference to the obligate commensals of branching corals. *Micronesica* 1: 137-144.
- GARTH J.S. 1974. Decapod crustaceans inhabiting reef-building corals of Ceylon and the Maldivé Islands. *Journal of the Marine Biological Association of India* 15: 195-212.
- GARTH J.S. 1984. Brachyuran decapod crustaceans of coral reef communities of the Seychelles and Amirante Islands, pp. 103-122. In: Stoddart D.R., Edit. Biogeography and ecology of the Seychelles Islands. *The Hague: Dr. W. Junk Publishers*, XII + 691 pp.
- GUINOT D. 1964a. Sur une collection de Crustacés Décapodes Brachyours de Mer Rouge et de Somalie. Remarques sur les genres *Calappa* Weber, *Menaethiops* Alcock, *Tyche* Bell, *Ophthalmias* Rathbun et *Stilbognathus* von Martens. *Bollettino del Museo Civico di Storia Naturale di Venezia* 15 (1962): 7-63, figs 1-39, pls 1-4.
- GUINOT D. 1964b. Crustacés Décapodes Brachyours (Xanthidae) des campagnes de la *Calypso* en Mer Rouge (1952), dans le Golfe Persique et à l'île Aldabra (1954). *Mémoires, Muséum National d'Histoire Naturelle, Paris (Nouvelle Série)* 32 (1): 1-108 + I-III, figs 1-57, pls 1-12.
- GUINOT D. 1967a. Recherches préliminaires sur les groupements naturels chez les Crustacés Décapodes Brachyours. II. Les anciens genres *Micropanope* Stimpson et *Medaeus* Dana. *Bulletin du Muséum National d'Histoire Naturelle, Paris (2 sér.)* 39 (2): 345-374, figs 1-42.
- GUINOT D. 1967b. Recherches préliminaires sur les groupements naturels chez les Crustacés Décapodes Brachyours. III. À propos des affinités des genres *Dairoides* Stebbing et *Daira* de Haan. *Bulletin du Muséum National d'Histoire Naturelle, Paris (2 sér.)* 39 (3): 540-563, figs 1-36.
- GUINOT D. 1967c. La faune carcinologique (Crustacea Brachyura) de l'Océan Indien occidental et de la Mer Rouge. Catalogue, remarques biogéographiques et bibliographie. In: Réunion de Spécialistes C.S.A. sur les Crustacés, Zanzibar 1964. *Mémoires de l'I.F.A.N.* 77 (1966): 237-352.
- GUINOT D. 1968. Recherches préliminaires sur les groupements naturels chez les Crustacés Décapodes Brachyours. IV. Observations sur quelques genres de Xanthidae. *Bulletin du Muséum National d'Histoire Naturelle, Paris (2 sér.)* 39 (4) (1967): 695-727, figs 1-60.
- GUINOT D. 1969. Sur divers Xanthidae, notamment sur *Actaea* de Haan et *Paractaea* gen. nov. (Crustacea Decapoda Brachyura). *Cahiers du Pacifique* 13: 222-267, figs 1-36.

- GUINOT D. 1976. Constitution de quelques groupes naturels chez les Crustacés Décapodes Brachyours. I. La superfamille des Bellioidea et trois sous-familles de Xanthoidea Xanthidae (Polydectinae Dana, Trichiinae de Haan, Actaeinae Alcock). *Mémoires, Muséum National d'Histoire Naturelle, Paris (Nouvelle Série) (sér. A)* 97: 1-308, figs 1-47, pls 1-19.
- HAAN W. DE 1833-1850. Crustacea. In: von Siebold P.F. Fauna Japonica, sive descriptio animalium, quae in itinere per Japoniam, jussu et auspiciis superiorum, qui summum in India Batava imperium tenent, suscepto, annis 1823-1830 collegit, notis, observationibus a adumbrationibus illustravit. *Lugduni Batavorum*, fasc. 1-8: I-XXI + VII-XVII + IX-XVI + 1-243, pls 1-55, A-Q, circ., pl. 2.
- HELLER C. 1981. Synopsis der im rothen Meeres vorkommenden Crustaceen. *Verhandlungen der Zoologisch-Botanischen Gesellschaft in Wien* 11: 3-32.
- HELLER C. 1865. Crustaceen. In: Reise der oesterreichischen Fregatte «Novara» um die Erdre, in den Jahren 1857, 1858, 1859, unter den Befehlen des Commodore B. von Wullerstorf-Urbair. (Zool. Theil). *Wien*, 2 (3) 1: 1-280, pls 1-25.
- HERBST J.F.W. 1782-1804. Versuch einer Naturgeschichte der Krabben und Krebse Nebst Einer Systematischer Beschreibung Ihrer Vershidenen Arten. *Berlin und Stralsund*, 3 vols, 274+226+216 pp., pls 1-72.
- HILGENDORF F. 1879. Die von Hr. W. Peters in Mocambique gesammelten Crustaceen. *Monatsberichte der Konglichen Preussischen Akademie der Wissenschaften zu Berlin* (1878): 782-852, pls 1-4.
- HOLTHUIS L.B. 1953. Enumeration of the decapod and stomatopod Crustacea from Pacific Coral Islands. *Atoll Research Bulletin* (24): 1-66, cartes 1-2.
- JACQUINOT H. & LUCAS H. 1852-1853. Crustacés. In: Voyage au Pole Sud et dans l'Océanie sur les Corvettes l'*Astrolabe* et la *Zelée*; exécuté par ordre du roi pendant les années 1837-1838-1839-1840 sous le commandement de M.J. Dumont d'Urville. *Paris: Gide et Baudry*, Atlas (1852) 9 pls; Zool., 3 (3) (1853): 1-107.
- KLUNZINGER C.B. 1913. Die Rundkrabben (Cyclometopa) des Roten Meeres. *Nova Acta Academiae Caesarea Leopoldino-Carolinae Germanicum Naturae Curiosorum* 99 (2): 97-402 [1-306], figs 1-14, pls 5-11 [1-7].
- KRAUSS F. 1843. Die Sudafrikanischen Crustaceen. Eine Zusammenstellung aller bekannten Malacostraca, Bemerkungen über deren Lebensweise und geographische Verbreitung, nebst Beschreibung und Abbildung mehrer neuen Arten. *Stuttgart*, 68 pp., pls 1-4.
- KROPP R.K. & BIRKELAND C. 1981. Comparison of crustacean associates of *Pocillopora verrucosa* from a high island and an atoll. *Proceedings of the IV International Coral Reef Symposium* 2: 627-632.
- LATREILLE P.A. 1812. Crustacés et Insectes, pp. 270-280 (Crustacés). In: Milbert J. Voyage pittoresque en Île-de-France, au Cap de Bonne-Esperance et à l'Île de Teneriffe. T. 2. *Paris: Le Normant*.
- LENZ H. 1905. Ostafrikanische Dekapoden und Stomatopoden. Gesammelt von Hern Prof. Dr. A. Voeltzkow. In: Voeltzkow A. Wissenschaftliche Ergebnisse der Reisen in Madagaskar und Ostafrika in den Jahren 1889-95. Vol. III. *Abhandlungen hrsg. von der Senckenbergischen Naturforschenden Gesellschaft* 27: 341-392, pls 47-48.
- LINNÉ C. 1758. Systema naturae per regna tria naturae, secundum classes, ordines, genera, species, cum characteribus, differentiis, synonymis, locis. Tomus I. Edit. decima, reformata. *Stockholm: Salvius*, III + 823 pp.
- LINNÉ C. 1767. Classis V. Insecta, pp. 533-1068. In: Systema naturae per regna tria naturae, secundum classes, ordines, genera, species, cum characteribus, differentiis, synonymis, locis. Tomus I. Pars II. 12 edit. Editio Duodecima Reformata. *Holmiae: Salvius*, 533-1327 pp.
- MACLEAY W.S. 1838. Illustrations of the Annulosa of South Africa; being a portion of the objects of natural history chiefly collected during an expedition into the interior of South Africa, under the direction of Dr. Andrew Smith, in the years 1834, 1835, and 1836; fitted out the «Cape of Good Hope Association for Exploring Central Africa». In: Smith A. *Illustr. Zool. S. Africa Invest. London*, 75 pp., pls 1-4.
- MAN J.G. DE 1888. Bericht über die im indischen Archipel von Dr. J. Brock gesammelten Decapoden und Stomatopoden. *Archiv für Naturgeschichte* 53 (1887): 215-600, pls 7-22, 25a.

- MIERS E.J. 1884. Crustacea, pp. 513-575, pls 46-51. In: Report on the zoological collections made in the Indo-Pacific Ocean during the voyage of H.M.S. «Alert» 1881-1882. Part. II. The collections from the Western Indian Ocean. *London*, XXV + 684 pp.
- MILNE EDWARDS A. 1865. Études zoologiques sur les Crustacés récents de la famille des Cancériens. *Nouvelles Archives du Muséum d'Histoire Naturelle, Paris* 1: 177-308, pls 11-19.
- MILNE EDWARDS A. 1867. Descriptions de quelques espèces nouvelles de Crustacés Brachyours. *Annales de la Société Entomologique de France* (4 sér.) 7: 263-288.
- MILNE EDWARDS A. 1868. Description de quelques Crustacés nouveaux provenant des voyages de M. Alfred Grandidier à Zanzibar et à Madagascar. *Nouvelles Archives du Muséum d'Histoire Naturelle, Paris* 4: 69-92, pls 19-21.
- MILNE EDWARDS A. 1873a. Recherches sur la faune carcinologique de la Nouvelle-Calédonie. Deuxième Partie. *Nouvelles Archives du Muséum d'Histoire Naturelle, Paris* 9: 155-332, pls 4-18.
- MILNE EDWARDS A. 1873b. Description de quelques Crustacés nouveaux ou peu connus provenant du Musée de M.C. Godeffroy. *Journal Muséum Godeffroy* 1 (4): 77-88 [1-12], pls 12-13.
- MILNE EDWARDS H. 1834. Histoire naturelle des Crustacés comprenant l'anatomie, la physiologie et la classification de ces animaux. I. *Paris*, XXXV + 468 pp.
- NOBILI G. 1906a. Diagnoses préliminaires de 34 espèces et variétés nouvelles et de 2 genres nouveaux de Décapodes de la Mer Rouge. *Bulletin du Muséum National d'Histoire Naturelle, Paris* 11 (6) (1905): 393-411, figs 1-2.
- NOBILI G. 1906b. Faune carcinologique de la Mer Rouge. Décapodes et Stomatopodes. *Annales des Sciences Naturelles (Zool.)* 4: 1-347, figs 1-12, pls 1-11.
- ODHNER T. 1925. Monographie Gattungen der Krabbenfamilie Xanthidae. I. *Göteborgs Kungliga Vetenskaps och Vitterhets Samhälles Handlingar* (4 ser.) 29 (1): 1-92, figs 1-7, pls 1-5.
- ORTMANN A. 1893. Die Decapoden-Krebse des Strassburger Museums. VII. Theil. Abtheilung: Brachyura (Brachyura genuina Boas) II. Unterabtheilung: Cancroidea, 2. Section: Cancerinea, 1. Gruppe: Cyclopetopa. *Zoologische Jahrbucher (Syst.)* 7: 411-495, pls 17.
- PARISI B. 1938. Crostacei Decapodi della Spedizione zoologica del marchese Saverio Patrizi nel Basso Giuba e nell'Oltregiuba. *Annali del Museo Civico di Storia Naturale di Genova* 58: 215-217.
- PATTON W.K. 1966. Decapod Crustacea commensal with Queensland branching corals. *Crustaceana* 10: 271-295.
- PATTON W.K. 1974. Community structure among the animals inhabiting the coral *Pocillopora damicornis* at Heron Island, Australia, pp. 219-243. In: Vernberg W.B., Edit. Symbiosis in the sea. *University S. Carolina Press*.
- PAVESI P. 1895. Crostacei. Riassunto degli studi sulle collezioni zoologiche fatte in Somalia dall'ing. L. Robecchi Bricchetti, pp. 699-700. In: Somalia e Benadir. Viaggio di Esplorazione nell'Africa Orientale. *Milano: La Poligrafica Società Editrice* (1899), XIX + 726 pp.
- PEYROT-CLAUDE M. 1977. Décapodes Brachyours et Anomoures (à l'exception des Paguridae) de la cryptofaune de Tiahura île de Moorea. *Cahiers du Pacifique* 20: 211-221.
- POCOCK R.I. 1890. Report on the Crustacea collected by P.W. Bassett-Smith, Esq. Surgeon R.N., during the survey of the Macclesfield and Tizard Banks in the China Sea, by H.M.S. «Rambler». *Annals and Magazine of Natural History* (6 ser.) 5: 72-80.
- RATHBUN M.J. 1897. A revision of the nomenclature of the Brachyura. *Proceedings of the Biological Society of Washington* 11: 153-167.
- RATHBUN M.J. 1904. A preoccupied crab name. *Proceedings of the Biological Society of Washington* 17: 102.
- RATHBUN M.J. 1906. The Brachyura and Macrura of the Hawaiian Islands. *Bulletin of the United States Fish Commission* 23 (3) (1903): 827-930 + I-VIII, figs 1-79, pls 1-24.
- RATHBUN M.J. 1907. Reports on the scientific results of the expedition to the tropical Pacific, in charge of Alexander Agassiz, by the U.S. Fish Commission Steamer «Albatross», 1899-1900. IX. Reports on the scientific results of the expedition to the tropical Pacific, in charge of Alexander Agassiz, by the U.S. Fish Commission Steamer «Albatross», 1904-1905. X. The Brachyura. *Memoirs of the Museum of Comparative Zoology at Harvard College* 35 (2): 23-74, pls 1-9.

- RATHBUN M.J. 1911. Marine Brachyura. In: The Percy Sladen Trust Expedition to the Indian Ocean in 1905 under the Leadership of Mr. J. Stanley Gardiner. Vol. III., XI. *Transactions of the Linnean Society of London* (2 ser. Zool.) 14 (2): 191-261, pls 1-2.
- RATHBUN M.J. 1923. Description of new species of crabs from Palmyra Islands. In: Edmondson C.H. Crustacea from Palmyra on Fanning Islands. *Bulletin of the Bernice Pauahi Bishop Museum* 5: 1-43, figs 1-3, pls 1-2.
- RICHTERS F. 1880. Decapoda, pp. 139-178, pls 15-18. In: Möbius K.A. Beiträge zur Meeresfauna der Insel Mauritius und der Seychellen, bearbeitet von K. Möbius, F. Richters und E. von Martens... *Berlin*, VI+352 pp.
- RÜPPELL F.W. 1830. Beschreibung und Abbildung von 24 Arten kurzschwanzigen Krabben, als Beitrag zur Naturgeschichte des Rothen Meeres. *Frankfurt a.M.: H.L. Bronner*, 28 pp., pls 1-6.
- SAKAI T. 1965. The crabs of Sagami Bay collected by His Majesty the Emperor of Japan. *Tokyo: Maruzen Co.*, I-XVI+1-206, figs 1-27 (English), pls 1-100: 1-92 (Japanese): 1-26.
- SAVIGNY J.C. 1809. Description de l'Égypte, ou recueil des observations et des recherches qui ont été faites en Égypte pendant l'expédition de l'armée française, atlas Crust. *Paris*, pls 1-13.
- SERÈNE R. 1962. Les espèces indo-pacifique d'*Actaea* et celles des genres *Pseudactaea* et *Banareia*. *Bulletin de la Société Zoologique de France* 86 (6) (1961): 673-693, figs 1-2, pl. 1.
- SERÈNE R. 1984. Crustacés Décapodes Brachyours de l'Océan Indien Occidental et de la Mer Rouge, Xanthoidea: Xanthidae et Trapeziidae. Avec un addendum par Crosnier, A., Carpillidae et Menippidae. *Faune Tropicale XXIV*: 1-400, figs A-C+1-243, pls I-XLVIII.
- SHAW G. & NODDER F.P. 1803. The naturalist's miscellany: or coloured figures of natural objects; drawn and described... from nature. Vol. 15. *London*, pls 589-612.
- STIMPSON W. 1858. Prodromus descriptionis animalium evertibratum, quae in Expeditione and Oceanum Pacificum Septentrionalem, a Republica Federata missa, Cadwaladaro Ringgold et Johanne Rodgers ducibus, observavit et descripsit W. Stimpson. Pars IV. Crustacea Cancroidea et Corystoidea. *Proceedings of the Academy of Natural Sciences of Philadelphia* 10: 31-40 [29-37].
- STRAHL C. 1861. Carcinologische Beiträge. A. Ueber die Dekapodengattung *Euxanthus* Dana. B. Ueber *Cancer panope* Herbst. *Archiv für Naturgeschichte* (ser. 27) 1: 101-106.
- TAKEDA M. 1980. *Pilumnus planus* Edmondson and *Leptodius leptodon* Forest & Guinot as synonyms of *Forestia depressa* (White) and *Leptodius davaoensis* Ward (Decapoda, Brachyura). *Crustaceana* 39 (3): 318-320.
- TARGIONI TOZZETTI A. 1877. Zoologia del Viaggio intorno al Globo della R. Pirocorvetta Magenta durante gli anni 1865-1868. Crostacei Brachiuri e Anomuri. *Pubblicazioni del R. Istituto di Studi Superiori Pratici e di Perfezionamento in Firenze*, 1-257 pp., pls 1-13.
- TAYLOR J.D. 1968. Coral reef and associated invertebrate communities (mainly molluscan) around Mahe, Seychelles. *Philosophical Transactions of the Royal Society of London (B)* 254: 129-206.
- VANNINI M. 1982. Notes on Somalian species of the genus *Hypocolpus* (Decapoda, Brachyura, Xanthidae) with the description of a new species. *Crustaceana* 42 (1): 101-105, figs 1-2, pls 1.
- VATOVA A. 1943. I Decapodi della Somalia. *Thalassia* 6 (2): 1-37, pls 1-4.
- WARD M. 1934. Notes on a collection of crabs from Christmas Island, Indian Ocean. *Bulletin of the Raffles Museum* (9): 5-28, pls 1-3.
- WARD M. 1941. New Brachyura from the Gulf of Davao, Mindanao, Philippine Islands. *American Museum Novitates* 1104: 1-15.
- WARD M. 1942. Notes on the Crustacea of the Desjardins Museum, Mauritius Institute, with descriptions of new genera and species. *Bulletin of the Mauritius Institute* 2 (2): 49-113, pls 5-6.
- WEDENISSOW T. 1894. Di alcuni Crostacei raccolti nel paese dei Somali dall'Ing. Bricchetti Robecchi. *Bollettino della Società Entomologica Italiana* 26: 408-424.
- WHITE A. 1847a. Description of a new genus and five new species of Crustacea. Appendix N. VIII. In: Narrative of the surveying voyage of H.M.S. *Fly*, commanded by captain F.P. Blackwood, R.N. in Torres strait, New Guinea, and other islands of the eastern archipelago during the years 1842-1846, together with an excursion into the interior of the eastern part of Java. *London: I. and W. Boone* 2: 335-338, pl. 2, figs 1-3.
- WHITE A. 1847b. Short description of new or little known decapod Crustacea. *Proceedings of the Zoological Society of London* (15): 222-228, 2 figs.
- ZEHNTNER L. 1894. Crustacés de l'Archipel malais. Voyage de MM. M. Bedot et C. Pictet dans l'Archipel malais. *Revue Suisse de Zoologie* 2: 135-214, pls 7-9.