



PLANCHE IV

- 1, 1a. — *Pleistacantha cervicornis* Ihle et Ihle-Landenberg, 1931, syntype, ♀ ovigère 20 × 14,5 mm, « westlichen von Kei-Inseln », « Siboga » Exp., sta. 251, 204 m (ZMA) : 1, animal en entier ; 1a, gros plan du céphalothorax.
- 2, 2a. — *Pleistacantha terribilis* Rathbun, 1932, holotype, ♂ 14 × 10 mm, Japon, à 10-20 miles au sud-ouest des îles Goto, Exp. « Albatross », sta. 4903, 250 m, 19 août 1906 (USNM 48263) : 2, animal en entier ; 2a, gros plan du céphalothorax.
- 3, 3a, 3b. — *Pleistacantha exophthalmus* sp. nov. : 3, holotype, ♂ 18,4 × 12,5 mm, Nouvelle-Calédonie, île des Pins, 405-409 m, INTÈS coll. (MP-B7276) : animal en entier ; 3a, 3b, paratype, ♀ ovigère 26 × 19 mm, même localité que précédemment (MP-B7226) : 3a, gros plan du céphalothorax ; 3b, vue ventrale.
- 4, 4a, 4b. — *Pleistacantha erecta* Ihle et Ihle-Landenberg, 1931, syntype ♂ de « *Pleistacantha Sancti-johannis erecta* Ihle et Ihle-Landenberg », carapace 16 × 13,5 mm, entre Timor et Rotti, « Siboga » Exp., sta. 302, 216 m, 2 février 1900 (ZMA) : 4, carapace ; 4a, profil ; 4b, main du chélipède mâle.




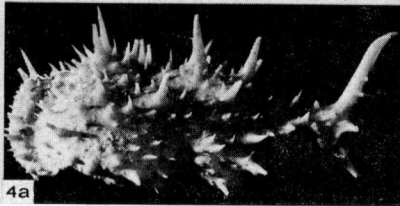



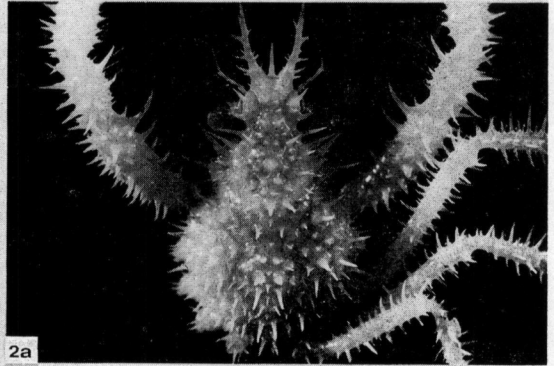





PLANCHE IV












PLATE 12