



SOCIAL PROTECTION & JOBS

DISCUSSION PAPER

No. 1921 | April 2019

The Notional and the Real in China's Pension Reforms

Bei Lu, John Piggott, and Bingwen Zheng

© 2019 International Bank for Reconstruction and Development / The World Bank

1818 H Street NW
Washington DC 20433
Telephone: +1 (202) 473 1000
Internet: www.worldbank.org

This work is a product of the staff of The World Bank with external contributions. The findings, interpretations, and conclusions expressed in this work do not necessarily reflect the views of The World Bank, its Board of Executive Directors, or the governments they represent.

The World Bank does not guarantee the accuracy of the data included in this work. The boundaries, colors, denominations, and other information shown on any map in this work do not imply any judgment on the part of The World Bank concerning the legal status of any territory or the endorsement or acceptance of such boundaries.

RIGHTS AND PERMISSIONS

The material in this work is subject to copyright. Because The World Bank encourages dissemination of its knowledge, this work may be reproduced, in whole or in part, for noncommercial purposes as long as full attribution to this work is given.

Any queries on rights and licenses, including subsidiary rights, should be addressed to World Bank Publications, The World Bank Group, 1818 H Street NW, Washington, DC 20433, USA; fax: +1 (202) 522 2625; e-mail: pubrights@worldbank.org.

Abstract: This paper discusses the potential expansion of the role of the notional defined contribution (NDC) paradigm in the ongoing reforms of retirement provision in China. It finds that mature age life expectancy is remarkably uniform among formal sector workers at the time of retirement, although greater heterogeneity does exist for Rural and Urban Residents Pension Scheme members. The implications of a stylized NDC structure are examined covering China's major pension systems, calibrated to be actuarially neutral. Each system has a different contribution rate and retirement age, consistent with different life expectancies. A complementary social pension is also proposed. The paper concludes that an increased presence of the NDC paradigm has the potential to raise aggregate welfare.

Key words: Pension Reform, Notional Defined Contribution, China

JEL codes: C6, G18, H55

Acknowledgments

This paper is written for *Progress and Challenges of Nonfinancial Defined Contribution Pension Schemes, Volume 2: Addressing Gender, Administration, and Communication*, edited by Robert Holzmann, Edward Palmer, Robert Palacios, and Stefano Sacchi, to be published by the World Bank in autumn 2019. The authors acknowledge the research support by the ARC Centre of Excellence in Population Ageing Research (CEPAR), ARC grant number CE11E0099 in Australia, and by a Major Project of the National Nature Science Foundation of China (grant number 71490733). We are grateful to Robert Holzmann, Xinmei Wang, and Edward Palmer for comments and suggestions and to Rafal Chomik for his creative work on the charts and tables. Amy Gautam provided first-rate copy editing. A first version of the paper was presented at the NDC III conference in Rome, October 5–6, 2017, and we are thankful to the participants for their comments and encouragement. The views expressed herein are those of the authors and do not necessarily reflect the views of the institutions they are associated with or the views of the World Bank.

Abbreviations and Acronyms

DB	Defined Benefit
DC	Defined Contribution
GDP	Gross Domestic Product
IPD	Implicit Pension Debt
MOF	Ministry of Finance
MOHRSS	Ministry of Human Resources and Social Security
NDC	Notional Defined Contribution
OECD	Organisation for Economic Co-operation and Development
PAYG	Pay-As-You-Go
RURPS	Rural and Urban Residents Pension Scheme
UEPS	Urban Employee Pension Scheme

Table of Contents

1. Introduction	6
2. China’s retirement and pension landscape	8
3. Demographic and institutional considerations	16
3.1. Demography.....	16
3.2. Institutions	20
4. Pension reform and the NDC.....	21
4.1. Model assumptions and parameterization.....	22
4.2. Individual contributions and benefits.....	23
4.3. System cash flow.....	24
4.4. The role of the social pension.....	28
5. Conclusion	29
References	31
Appendix	34

1. Introduction

This paper discusses the potential role of the notional defined contribution (NDC) paradigm in the ongoing reforms of retirement provision in China, in the context of the continuing growth and development of one of the world's largest economies.¹ China has remarkably high nominal retirement provision coverage of its population. Four separate pension systems and a (non-age-specific) minimum living allowance ("Dibao") combine to offer financial support for people in the later stages of their lives. At the same time, issues of sustainability, equity, and governance are challenging and real. While coverage is very comprehensive, benefit levels for some major plans are very low. Further, while many broad policy guidelines are set by the central government, jurisdictions at other levels – province, city, and sometimes even district – have major control over implementation, covering administration, benefit rates, and other important features of retirement policy. Economic and social conditions vary dramatically between these administrative regions, suggesting serious limitations around the extent to which effective centralization can be achieved.

The NDC paradigm is already effectively embodied in one part of the most important contributory plan, the Urban Employee Pension Scheme (UEPS), although it is not so labelled. Currently, a mandatory 8 percent employee contribution within the UEPS is paid into an "individual account," supplementing a defined benefit (DB) supported by a 20 percent employer contribution, which is the scheme's heart. Although these individual accounts were originally conceived to be prefunded, due to fiscal pressures in China's retirement space they have remained "empty" almost since their inception.

Policy debate about how to improve what exists is ongoing. Retirement policy and provision, regardless of the approach adopted, are necessarily shaped by the labor market experience of fund members. In China, labor market heterogeneity is dramatic across provinces and

¹ The NDC paradigm is well explained by Ayuso, Bravo, and Holzmann (2016), Barr and Diamond (2011), Boskin, Kotlikoff, and Shoven (1988), Holzmann (2017), Holzmann and Hinz (2005), Holzmann and Palmer (2012), Holzmann (2017), and Lu and Piggott (2008). It is not further elaborated here.

between urban and rural settings – in development stage, cost of living, formalization level, and other characteristics. In this sense, China might be viewed as multiple countries.

An expanded NDC paradigm was previously recommended for China, and was the centerpiece of the commissioned review by Barr and Diamond (2010). More recently, Zheng (2012) provided projections of a “hybrid” defined contributions (DC) model, replacing the current UEPS, that embodies many of the ideas behind the NDC paradigm, although the projections themselves, which assumed convergence to a reformed system by 2020, have been largely overtaken by events (or rather, nonevents). Oksanen (2012) provides an excellent overview of proposals up to that time.

Zheng et al. (2015) produced a thorough NDC proposal that includes projections under a range of policy scenarios, as summarized in this paper’s appendix. Barr and Diamond (2010) recognize that moving to a true national system involves a major power shift away from local officials and a geographic redistribution of costs and benefits, but they otherwise pay little detailed attention to the institutional constraints that China confronts. Zheng et al. (2015) do not seriously consider complementary social support for those whose earnings capacity has been exhausted, and which would need to be part of any comprehensive NDC-based reform.²

This paper’s contribution is therefore threefold. First, it documents the existing pension policy landscape (section 2), and explains the demographic and institutional constraints within which any pension plan in China must operate (section 3). Second, the paper offers stylized projections of benefits, coverage, and liabilities of alternative policy scenarios that expand the NDC system within the UEPS (section 4.1). In undertaking this, attention is paid to induced or regulated increases in retirement age, which is critical in improving sustainability with an aging demographic; the “limited” heterogeneity in mature age life expectancy across pension groups is also take into account (section 4.2). Third, the paper

² Zheng et al. (2015) do suggest a minimum pension of 5 percent of the national average wage, but they do not consider those who are not eligible for the UEPS pension.

examines the costs of alternative and complementary retirement-based social support mechanisms (section 4.3). It then discusses how the costs of pensions in the future might be managed under an NDC paradigm, taking into account the cost of a social pension (section 4.4).

Section 5 concludes that an expansion of the NDC paradigm within the UEPS is likely to be welfare improving. While the NDC paradigm has advantages in terms of sustainability and mature labor supply incentives, it also exposes individuals to risks that, given this paradigm, can only be covered by a social pension. Overall costs of reform are therefore greater than those associated with the NDC paradigm alone.

2. China's retirement and pension landscape

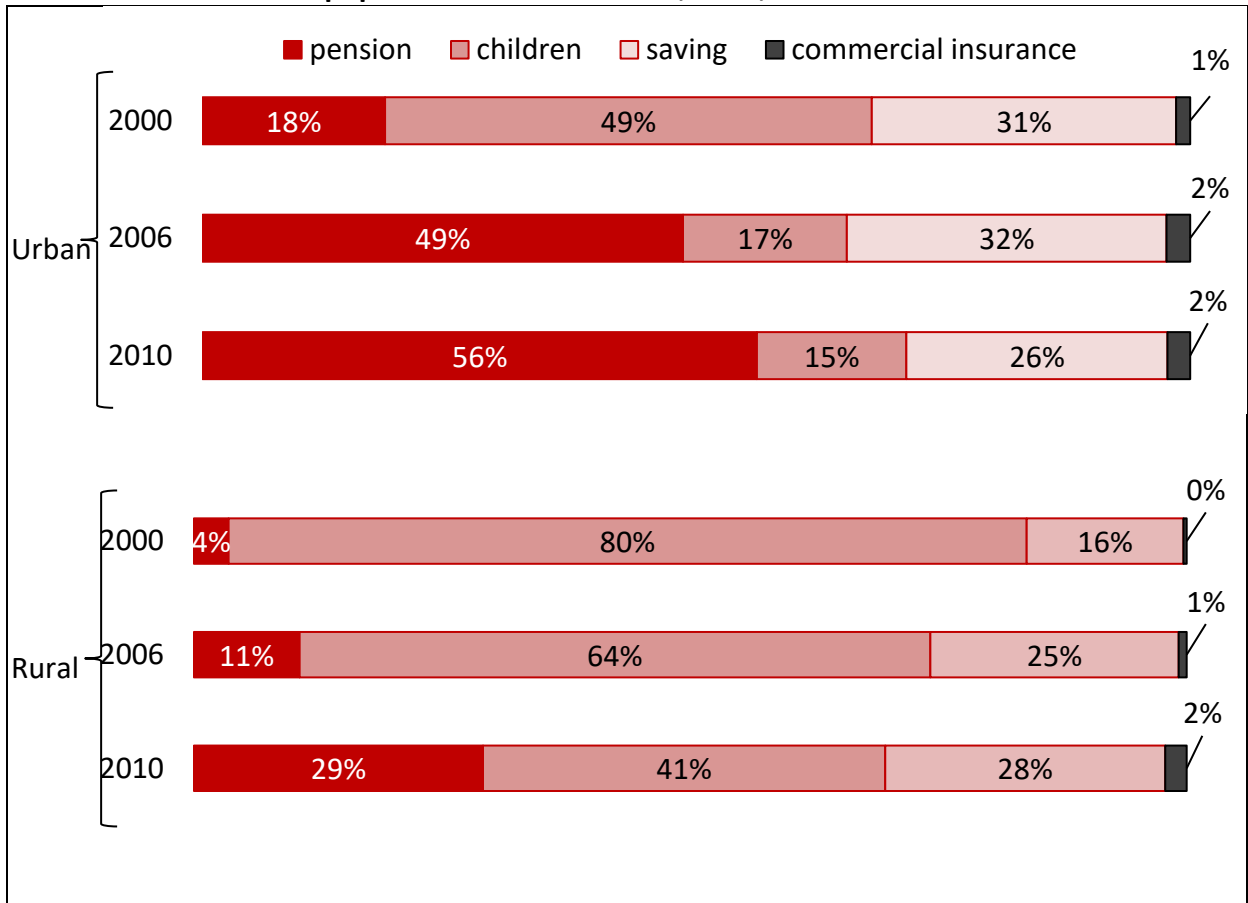
Traditionally, most support in later life for most Chinese came from self-provision and family. At the beginning of this century, less than 20 percent of the urban population aged 60 and above listed "pension" as their main source of retirement income; in the rural sector, the proportion was less than 5 percent. This is changing rapidly. By 2010, more than one-half of the urban group listed "pension" as the main source of retirement income, as did nearly one-third of rural residents (Figure 2.1). This provides a pension take on both the rapid growth of China, partly through formalization of its workforce, and its rapid aging. These underlying economic forces lend urgency to pension reform in China.

The centerpiece of China's current retirement provision policy is the UEPS, established in the late 1990s, as state-owned enterprises shed their "cradle to grave" obligations. The UEPS currently has 403 million members, including both workers and retirees. In common with many emerging economies, China also has a generous, noncontributory and unfunded Public Sector Pension Scheme, although this has now undergone major reforms. Third comes the "Enterprise Annuity" scheme, essentially a DC plan for high-income individuals. Finally, over the last decade, two interrelated plans targeting those who have no other pension affiliation were established – the Rural and Urban Resident Pension.

Table 2.1 **Error! Reference source not found.** lays out the essential characteristics of these four plans. In terms of aggregate revenue flows, the UEPS is by far the largest plan. The overall contribution rate of 28 percent is split between employers and employees, with the latter making an 8 percent contribution to the “individual account.” The pure pay-as-you-go (PAYG) DB component of the UEPS relies on a contribution of 20 percent of the scheduled wage to deliver a retirement income of about 35 percent of the scheduled wage after 35 years of contribution. The individual account is estimated to deliver a further 24.5 percent, for a total of about 60 percent of the scheduled wage.³

³ The term “scheduled wage” used here is the wage upon which the 28 percent contribution is calculated. In many cases, the wage used is 60 percent of the average wage, which is the minimum base for a 28 percent contribution. Many employers make additional payments to employees that are excluded from the social security calculation.

Figure 2.1: Changes in main source of retirement income in China by urban and rural populations between 2000, 2006, and 2010



Source: Authors' summary from three waves of the Sample Survey of the Aged Population in Urban/Rural China in 2000, 2006, and 2010, conducted by the National Ageing Committee.

Benefits are calculated according to a benefit formula reflecting both wage level and years of contribution. Fifteen years of contributions are required to vest. A crediting rate is applied to the individual notional account balance, which was until recently differentiated by province.⁴ In 2016, this was set at a uniform 8.6 percent nationally, approximately reflecting member wage growth. Benefits are available at between 50 and 55 years of age for women, and at 60 for men, although various exemptions exist for specific occupations granting earlier benefit access. No earnings test applies.

⁴ The "Social Security Law" (section 14) in 2011 authorizes that any remaining individual account balance can be inherited if the pensioner dies.

The UEPS is coming under increasing stress as lifetimes expand, and an important piece of the ongoing reform debate revolves around increasing the access, or retirement, age. This has been under review for some time, but thus far no final decision has been made.

The Public Sector Pension, while embracing only a small membership, is probably the next most important, if only because of its generosity. A noncontributory scheme, it pays a full career civil servant between 82–88 percent of final wage, typically indexed to wage growth. The scheme has been under review over the last several years, however. Various groups of public sector workers have been separated from the plan and integrated into the UEPS, and civil servants remaining in the Plan who are still working have now (as of 2016) been enrolled in the UEPS, with the organization of the additional benefit still to be resolved. The government set up a supplementary occupational scheme along the lines of the Enterprise Annuity plan, but it is not yet fully implemented. This course of action at least makes explicit the additional value of the Public Sector Pension relative to the UEPS.

Table 2.1: China's existing pension schemes as of 2015

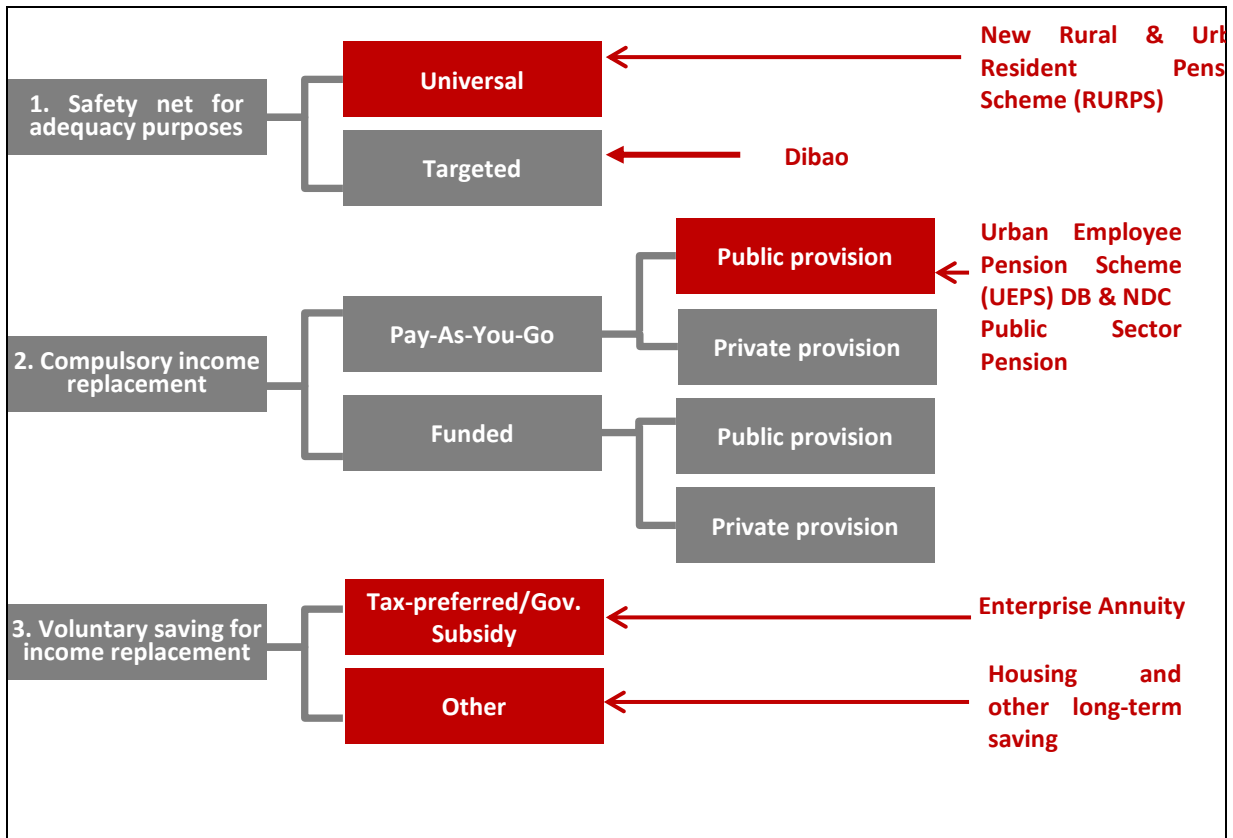
Schemes	Urban Pension	Employee Pension	New Rural and Urban Resident Pension	Enterprise Annuity	Public Sector Pension (reformed in 2016)
Contribution	20% of wage to social pooling; 8% to individual account (60–300% of wage base).		RMB 100–2,000 per year	12% of wage free of tax	No contribution
Benefit	Social pooling: DB formula based on covered years, contribution amount, and local average wage. Ad hoc adjustment after retirement.		RMB 70 per month plus annuitized personal contributions and government subsidies by retirement.	DC plan	82–88% of final wage
Contributors (millions)	263		357	22	8
% of population aged 15–59	28		39	2	1
Pensioners (millions)	91		148	N/A	9
Access age (years)	Women 50/55 Men 60		Women 60 Men 60	Women 55 Men 60	Women 55 Men 60

Since 2009, two complementary plans have been introduced that are essentially social pensions, although they have a contributory element. The Rural Residents Plan was introduced in 2009, offering residents over the age of 60 with rural Hukou⁵ immediate enrolment and benefits. The scheme instantly became the world's largest pension fund by number of members. The basic benefit was introduced at RMB 55 per month and is now RMB 70 per month, still well under US\$1 per day. More prosperous provinces offer supplements that can substantially increase this payment. As well, those under 60 are supposed to pay a minimum of RMB 100 per year in contributions, which will be converted to an additional annuity at age 60. In 2010, a matching Urban Residents Pension Scheme was introduced, providing cover to people with urban Hukou who are not members of other pension schemes. These are treated here as a single policy, the Rural and Urban Residents Pension Scheme (RURPS).

To offer some sense of the structure and function of this retirement policy, Figure 2.2 is a generic schema that identifies the functions of a retirement policy as comprising poverty alleviation (or adequacy), compulsory income replacement, and voluntary supplementary lifetime saving. The rural and urban residents' plans are seen as poverty alleviation instruments, tested against other pension resources. They are supplemented by the Minimum Living Allowance ("Dibao"). This is not strictly a social pension, since it is not age-dependent, although the elderly probably perceive it as a pension payment. It is available to those with no significant labor, capital, or family resources. It is much more generous than the RURPS, but only a small proportion of those in receipt of the RURPS receive the Dibao. This may be because they hold other resources, or because they enjoy family support.

⁵ An official document issued by the Chinese government, certifying that the holder is a legal resident of a particular area, meaning the permanent residential place, usually the registration place when the person was born unless s/he is granted with a new Hukou by another migration place.

Figure 2.2: China's retirement income system design



The UEPS and the Public Sector Pension are both mandatory income replacement schemes. Given the current reform of the Public Sector Pension, the focus here is on the UEPS. Two important points arise. First, the benefit, while calibrated as a proportion of final salary, is thereafter not indexed. Various discretionary adjustments are made to the pension in payment, reflecting increases in cost of living and community standards. Second, while membership of the UEPS is mandatory for formal employees, these remain the minority of workers in China. The self-employed are not compelled to join, most migrants are not members, and those who are will likely not receive full benefits because of vesting rules.

The Enterprise Annuity Scheme is treated as a voluntary saving mechanism under the third pillar of this schema (in China, it is regarded as a second-pillar scheme). Few workers are members; benefits are mostly paid as a lump sum at retirement, rather than an annuity. It is not a major focus in this paper.

On current settings, these plans will generate large deficits into the future. Already, the annual balance between contributions and benefits is negative for the UEPS. The DB component is negative for women, and roughly in balance for men, the difference arising both from women's earlier retirement age and their greater life expectancy.⁶ Thus far, the individual account is a minor component of retirement benefits for current retirees, but it will become more important as the system matures. Over the next period, longer lifespans and limitations to contributor growth are likely to drive ever larger shortfalls.

One longstanding policy response is to increase the overall contribution flow, sometimes by offering lower contribution rates to marginal groups such as new entrants, possibly migrants. Negotiations are often undertaken on an enterprise-by-enterprise basis to increase coverage of their employees. Compliance effort varies by jurisdiction: in general, poorer jurisdictions expend less effort on ensuring compliance, relying instead on central transfers for benefit payment. Often, additional enrolments will lead to still higher future debt, the cost of solving an immediate financial shortfall.

As well, the standard social pooling contribution rate of 20 percent is widely perceived as a disincentive to formal sector UEPS enrolment, and there have been periodic calls for some reduction. The national government recently moved to marginally reduce this rate (Lu 2017).

The present value of the implicit pension debt (IPD) is difficult to estimate, because DB promises are in fact not well defined beyond the initial payout year, and discount rates are hard to agree on. The current estimates of the IPD are considerably inflated by the legacy debt of pre-1996 arrangements, when a noncontributory scheme operated. In terms of currently accruing liabilities, it is the individual account obligations that dominate.

As a result, no consensus exists yet for the calculation of IPD costs. The Ministry of Human Resources and Social Security (MOHRSS), the Ministry of Finance (MOF), and the National Development Reform Committee (NDRC) have all estimated the IPD, with values between

⁶ Authors' calculations, available on request.

RMB 1.4 trillion and 6.3 trillion (based on 1995–2005 report estimates), though these figures seem low even at the upper bound. Other estimates suggest that the IPD might be much higher. The Chinese Academy of Social Science (CASS) reported that the overall IPD totaled RMB 60.6 trillion in 2014, nearly 100 percent of gross domestic product (GDP), and more than four times the current total fiscal revenue (Zhang 2015, 10; Lu 2017).

The IPD estimates reported above do point to the need for long-term pension reform, and this is acknowledged by policy makers. The NDC paradigm figures in this debate, as indicated above. But thus far, the nature and timing of reform have not been agreed upon.

The overall structure of China’s retirement policy may appear piecemeal, but it is important to appreciate that it operates in a country that is itself piecemeal. The urban–rural divide, the heterogeneity in living standards across provinces, the multiple levels of administrative jurisdiction, and the range of public financing authorities for these schemes all interact to make integration challenging. As well, the different legal and background characteristics of the working (and retired) population – urban, rural, migrants – compound this issue. These institutional and social structures are discussed in section 3.

3. Demographic and institutional considerations

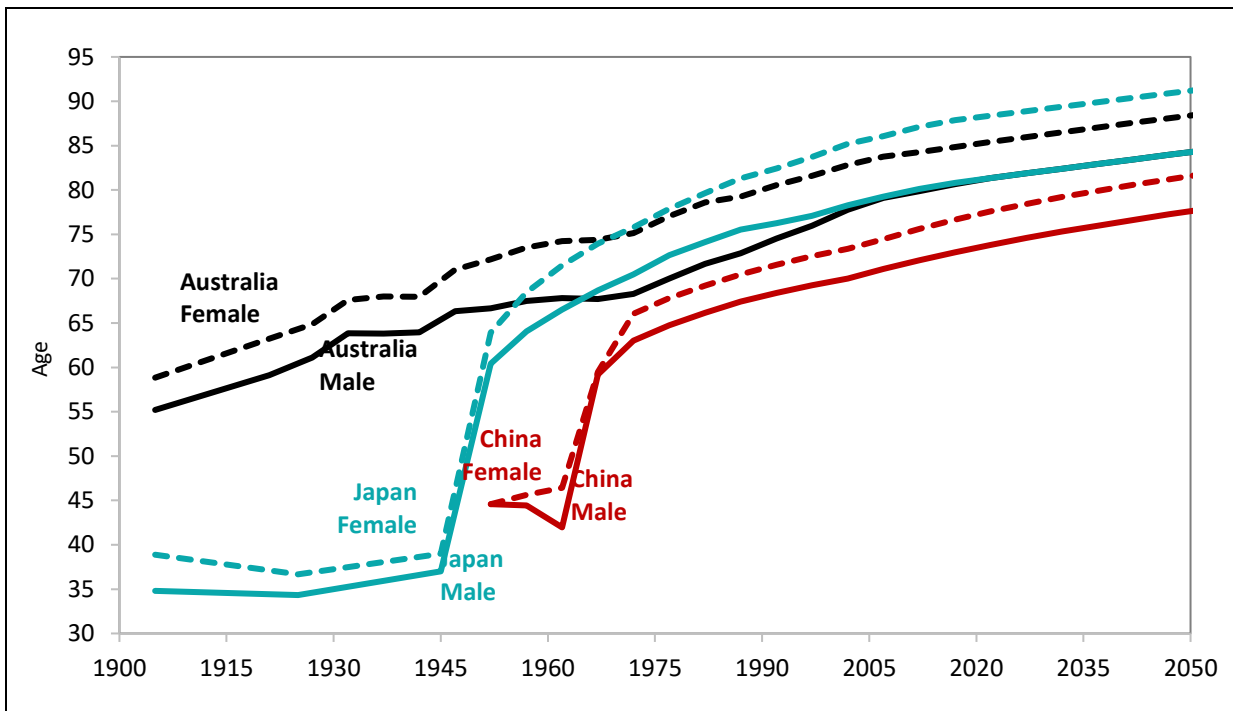
3.1. Demography

China is one of the world’s most rapidly aging economies, a phenomenon driven by both increasing lifespans and declining fertility. Both these components are important for pension design, but here the focus is principally on life expectancy and its trends through time.

Figure 3.1 depicts changes in life expectancy over time and compares these trends with those in two other countries with high life expectancy – Japan and Australia. Japan and China both experienced very rapid increases in life expectancy as they emerged from less developed status, followed by steady increases. China still falls significantly below these

countries in life expectancy. This is probably because the forces behind declining mortality at mature age, which has driven most of the life expectancy increase in developed countries since the mid-1980s, have yet to manifest themselves in China's mortality statistics.⁷ Mature age life expectancy still has some way to go in China, a point relevant to debate about pension policy, and especially access, or retirement, age.

Figure 3.1: Life expectancy at birth (years) by gender in Australia, China, and Japan, 1901–2050



Source: Human Mortality Database (www.mortality.org); ABS Cat 3302.0.55.001; ABS Cat 3105.0.65.001; UN 2011.

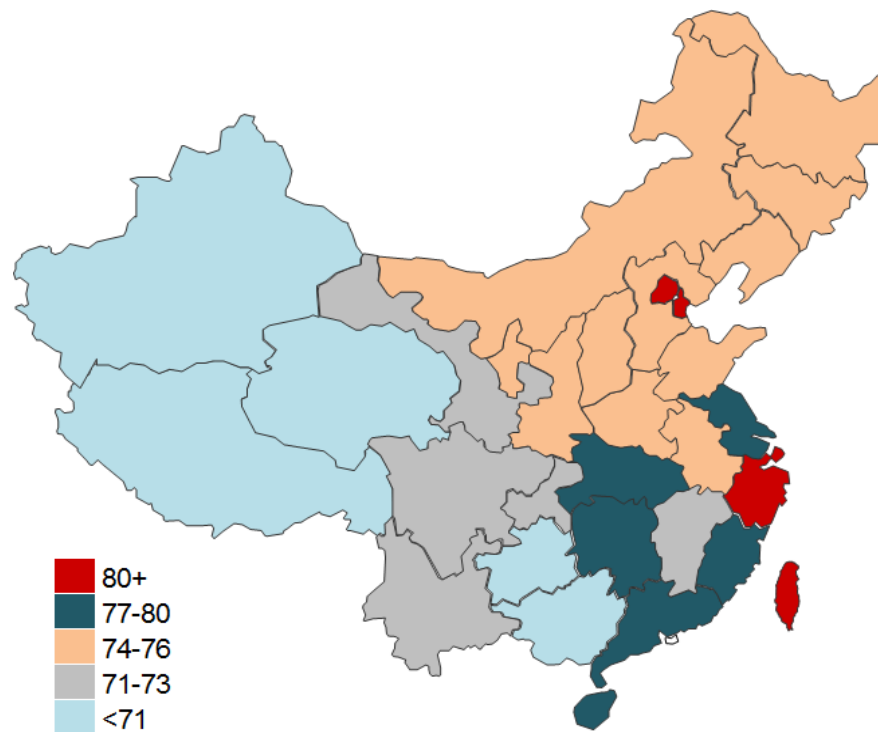
However, Figure 3.1 masks several interacting trends germane to pension policy design. First, surprisingly wide variation exists in life expectancy at birth by province – more than 10 years (Figure 3.2). This immediately calls into question the idea of a uniform pension plan – there is an important sense in which China can be seen as a number of countries, at

⁷ For example, the incidence of male adult smokers is about the same in China now as it was 40 years ago in Australia.

different stages of development, with associated differences in socioeconomic characteristics.

Official data from 2005 suggest that life expectancy at age 60 varies much less, however – from 18.4 to 20.2 years (MOHRSS 2008).⁸ The analysis here independently calculated provincial differences in life expectancy at 60 using 2010 census data that also suggest much greater homogeneity – an overall range of less than three years. These estimates are preliminary, and refinements may reveal more differentiation, but for now, similar lifespans after 60 on average might be assumed across provinces.

Figure 3.2: Life expectancy at birth by Chinese province, 2013



Source: Developed from estimates in Zhou et al. 2016.

The current heterogeneity in remaining life expectancy at retirement age can be observed by rural and urban separations, representing different income groups and economic

⁸ Source: http://www.chinajob.gov.cn/SocialSecurity/content/2008-11/12/content_479917.htm

development stages. Table 3.1 estimates life expectancy at age 60 and 65 for the past four censuses.

The gap between rural and urban life expectancy stood at 1.7 and 1.4 years in 2000 at age 60 and 65, respectively. Inequality in life expectancy increased from 2000 to 2010 but has since declined.

Importantly, when the UEPS is considered, it is predominantly urban, even city, life expectancies that matter. Table 3.2 reports city life expectancies at birth and at age 60 for three high-income regions and three low-income regions, along with associated estimates of GDP per capita.

Table 3.1: Life expectancy (years) at age 60 and 65 for national, urban, and rural residents and the urban–rural gap

	National	Urban	Rural	Urban–Rural
Year		Life expectancy at 60		
2000	18.4	19.6	17.9	1.7
2005	19.2	20.5	18.3	2.2
2010	20.0	21.5	18.9	2.6
2015	20.9	22.0	19.8	2.0
		Life expectancy at 65		
2000	14.7	15.6	14.3	1.4
2005	15.4	16.6	14.7	2.0
2010	16.1	17.5	15.2	2.3
2015	16.9	17.9	16.0	2.0

Note: Life expectancy is calculated by the authors using national census data with adjustments.

These are remarkably uniform. The difference in life expectancy at age 60 between city residents in the richest province of Zhejiang⁹ and those in the poorest province of Guizhou is only 0.8 years. The speculation is that city residents in low-income jurisdictions are an elite group, whereas in Zhejiang, the city catchment is much broader. What matters for UEPS pension reform, however, is that life expectancies are not as heterogeneous geographically as overall provincial estimates of life expectancy might suggest.

⁹ Excludes direct municipal cities.

Table 3.2: Average city life expectancy (years) in high- and low-income provinces, 2010

	High-income Region		Low-income Region	
	Guangdong	Zhejiang	Guizhou	Gansu
GDP per capita (RMB)	44,736	51,711	13,119	16,113
Life expectancy at birth (years)	80.0	80.4	79.7	79.7
Life expectancy at 60 (years)	22.8	23.2	22.5	22.4

Source: Authors' calculations based on provincial data of the 6th National Census in 2010 for life expectancy and GDP per capita data from the China Bureau of Statistics website.

Finally, the rural–urban migration that took place over the last three decades, and continues currently, is the largest migration in human history. In 2015, about 250 million people were “floating”: their Hukou was different from their place of residency and work. Most of these are rural residents. A small proportion joined the UEPS; the others have potential rights under the RURPS. This presents enormous challenges to pension fund governance. The extraordinary difference in entitlements between these undocumented workers and their documented counterparts has not been at all adequately addressed in China’s pension policy reform.

3.2. Institutions

Institutional arrangements in China are remarkably robust. Averaging the World Bank Governance Index components, and excluding “Voice and Accountability,” China places on average at nearly the halfway mark worldwide, a remarkable achievement for a country at its present stage of development. These social structures, while robust, are also inflexible, at least those embodying the administration of pensions, and must be reckoned as institutional constraints on pension reform. This section provides a brief overview of the governance of retirement policy.

It is convenient to begin with political and administrative structure. At the immediate subnational level, China is made up of 31 jurisdictions: 22 provinces, 4 cities, and 5

autonomous regions.¹⁰ At lower levels of administration, there are more than 300 cities, and nearly 3,000 towns and villages, or counties.¹¹

Pension-related administrative agencies are located in more than 3,400 offices, which by “Social Security Law” are the operating bodies for all contribution collection and distribution records. The fund collection channels are either through social security agencies or local tax offices and ongoing disagreement remains as to which channel should be used. For example, while 14 provinces currently collect social insurance contributions through the Tax Agency and the MOF would like to have that practice standardized, the MOHRSS does not agree, for reasons of control (Lu 2017).

The “social pooling” that constitutes the heart of the DB component of the UEPS takes place within these subjurisdictions. Although most provinces claim to have pooling at the provincial level, they mostly have an adjustment fund system instead of actual pooling at this level. Only a few provinces and cities (Shanghai, Beijing, Tianjin, Chongqing, Shanxi, and Qinghai) have achieved actual provincial pooling. Relatedly, agencies continue to move only slowly toward greater harmonization on data sharing. In mid-2015, the MOF connected to the MOHRSS *Jinbao* information system on social insurance for the first time, but the long-awaited Memorandum of Understanding between the two ministries to exchange more complete data in real time on Social Insurance contributors and contributions is still being discussed. Given this background of practice and context, what follows in section 4 should be thought of as illustrative.

4. Pension reform and the NDC

This section imagines that the three major pension systems identified in Table 2.1 are converted to an NDC structure, and explores implications for contributions, individual benefits, and system cash flow. Because the NDC structure offers no minimum guarantee, it

¹⁰ Hong Kong, Taiwan, and Macao are excluded.

¹¹ Data from China Statistics Year Book 2016.

must be paired with an effective social pension; this section draws on Lu, He, and Piggott (2014) to present a social pension scenario.

4.1. Model assumptions and parameterization

One advantage of an NDC system is to ensure the contribution history meets with the longevity trends by automatically adjusting retirement age. Parameterization of the retirement age adjustment is based here on a fixed remaining life expectancy. Remaining life expectancy is fixed at the 2010–2015 level (20.5 years at age 60). According to both the Lu, He, and Piggott (2014) projection and the Organisation for Economic Co-operation and Development (OECD 2017), overall life expectancy at age 65 is about 20.5 years in 2060–2065.¹²

This assumption of fixed remaining life expectancy is used as the anchor for automatic retirement adjustment mechanism for the NDC approach. Assuming a linear trend increase in life expectancy, retirement in 2035 would be 62.5, for example. Heterogeneity across pension plans is also taken into consideration, as explained below.

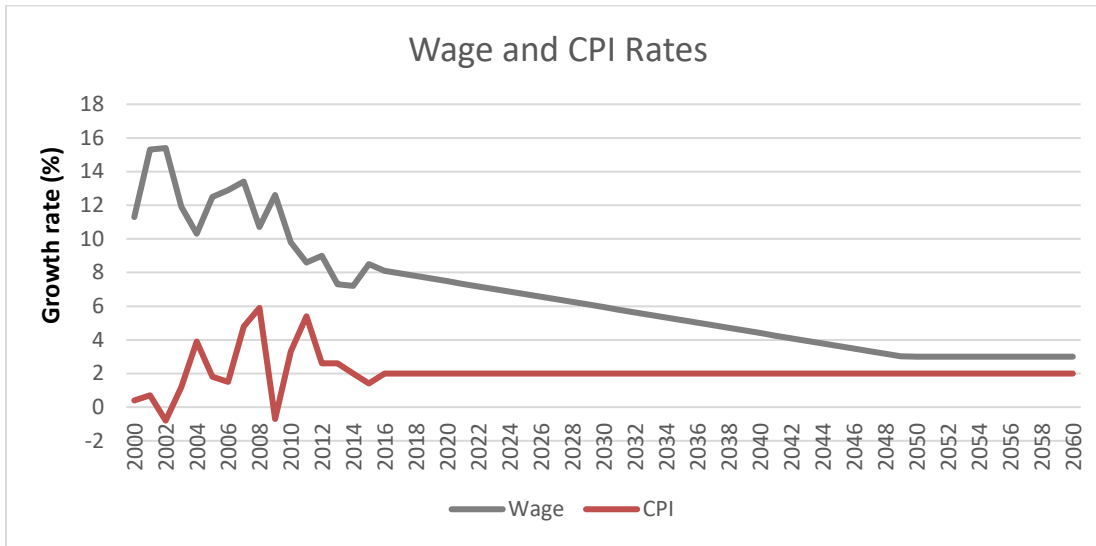
The calculations of the operation of an NDC reform in China are embedded in some plausible assumptions about the evolution of the Chinese economy, changing life expectancy, and the evolution of the UEPS. The scenario is informed by considerations of global convergence and of likely patterns of mortality decline, and pays some regard to long-term targets of Chinese policy.

Figure 4.1 plots these assumptions on convergence of wage and GDP growth. Assumptions include linear convergence from 2017 to a steady state 3 percent nominal wage growth, and 2 percent price growth, by 2050.

¹² The OECD (2017) estimates remaining life expectancy at age 65 is 21.6 years for women and 20.1 years for men in 2060–2065.

In practice, countries adopting an NDC paradigm choose some index of growth, such as GDP per capita or nominal wage growth, as a guide to the crediting rate.¹³ For present purposes, nominal wage growth is assumed as the crediting rate.

Figure 4.1: Historical and projected wage and price growth in China, 2000–2060



Source: Historical data from China Bureau of Statistics website.
 Note: Projections are based on assumed convergence to productivity growth of 1% by 2050.

4.2. Individual contributions and benefits

The NDC paradigm can be applied to all three pension schemes in China, which are differentiated by contribution rate and retirement age (Table 4.1). In all three systems, an 80 percent contribution density ratio is assumed.¹⁴

¹³ Notional account systems where the interest rate credited ex post is the growth rate of the average covered wage, or the growth rate of the covered wage bill, or the growth rate of gross national product, do not exhibit automatic financial stability, except in hypothetical cases where the number of contributors and the contribution rate remain constant forever (Valdes-Prieto 2000, 404). In the projection below, the number of contributors remains fairly constant from 2030 onward and the assumed real wage growth converges to 1 percent as well. A stylized benefit calculation can thus be used in which access age is adjusted to maintain remaining life expectancy constant at 20.5 years.

¹⁴ According to Zheng et al. (2015), the density of contribution declined over the past decade to about 80 percent. This rate is assumed to remain the same in the rest of this analysis.

The most radical change occurs within the RURPS. Currently, the minimum contribution is 100 yuan per year. The NDC model calculations assume a 10 percent contribution, which is likely to substantially increase the annual contribution amount, although a wide range of contributions will likely exist. It is assumed that employees and employers based in small and medium enterprises pay a 20 percent contribution, the rate currently paid by the enrolled self-employed. The current formal large-scale enterprise members as well as civil servants are assumed to maintain the 28 percent contribution scheme. Benefits, expressed as a percentage of final wage, are wage-indexed.

Consistent with section 3's results, only minor differences in mature age life expectancy are assumed (Table 4.1).

Table 4.1: Various contribution rates and their replacement rate scenarios in 2060

	Contribution rate (%)	Replacement rate in 2060 (%)	# of contribution years	Retirement age
RURPS	10	18	35	64.0
UEPS	20	35	35	65.5
Enterprise Annuity and Public Sector	28	49	35	67.0

Note: The Large-scale Enterprise and civil servants' contribution plan includes the current 8% individual account contribution to the NDC account.

4.3. System cash flow

To generate estimates of system sustainability and cost, estimates of NDC membership are also needed. The assumptions made are given in Table 4.2. The urbanization rate is set according to the government target and the formal labor force participation rate is assumed to converge to current OECD levels by 2035.

With these assumptions, it is possible to generate the evolution of NDC membership through to 2060. Figure 4.2 depicts projections of both contributors and retirees, assuming that 80 percent of contributor accounts are active at any time (the current rate).

The cost of a reformed NDC system with characteristics as outlined above can now be calculated. Figure 4.3 depicts cash flow projections for a reformed system, where benefits gradually reduce from the current replacement rate to the NDC outcomes by 2060. Essentially, the net costs are the transition costs of moving from the promised UEPS benefits to those implied by an NDC paradigm – thereafter, given these assumptions, the system is self-sustaining.

Table 4.2: Assumptions to generate projections of UEPS membership

Variable	Assumed Value
Urbanization ratio	From current 50% to 75% in 2050
Pension system contributor	From current 40% to 65% of labor force population in 2035 and then stays constant
Retirement age	Access age is adjusted to maintain remaining life expectancy constant at 20.5 years with adjustment to three different income groups
# of pensioners	From the current 101 million to 280 million in 2050 (70% of 65 and above population)
Population projection	TFR set at 1.55 (Lu, He, and Piggott 2014)

Note: TFR = total fertility rate.

Figure 4.2: UEPS system members projection, 2015–2060

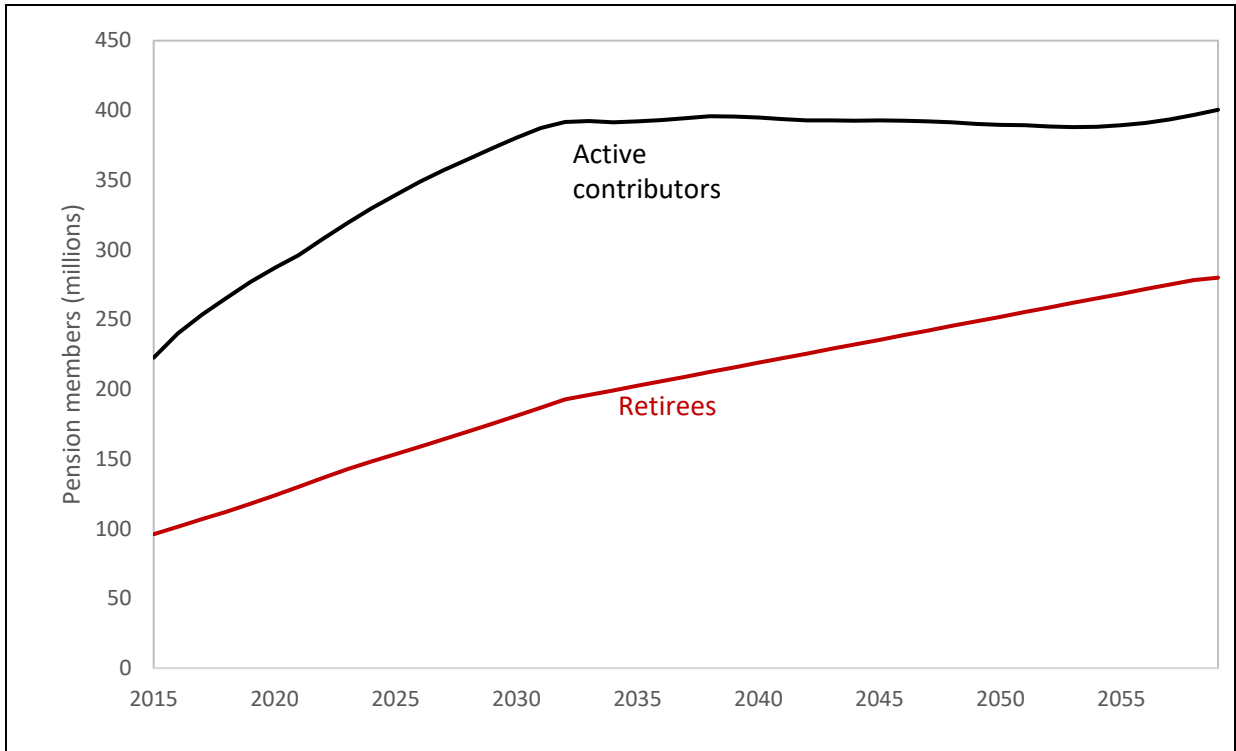
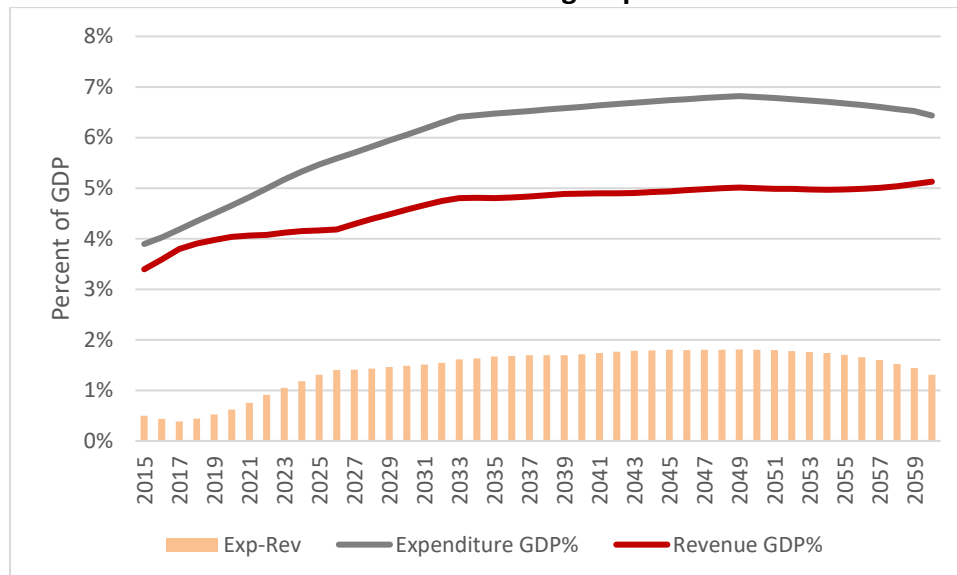


Figure 4.3: Cash flow projection with NDC plan by 2030 and onward under three different contribution rate groups



The NDC plan consists of three contribution groups. For simplicity, assume that 40 percent of pension system members will belong to the 10 percent contribution group, mainly rural and urban residents with low income. The second group comprises the self-employed and small enterprise employees, accounting for another 40 percent with a 20 percent contribution rate. The last 20 percent of the labor force are civil servants and large-scale enterprise employees, who have a 28 percent contribution rate.

The aggregated contribution rate based on this structure will be about 18 percent. The aggregate average national retirement benefit replacement rate will be 31 percent based on the calculation of each group’s replacement rate. The projected aggregate cash flow is depicted in Figure 4.3, including pre-reform entitlements.

In practice, however, it is unlikely that all system members will contribute for 35 years. Shorter contribution histories will naturally lower the benefit and replacement rate. The experience over the last decade in Chile has shown that a social pension is necessary to support elders with inadequate pension entitlements. Because the NDC paradigm carries no

minimum pension guarantee, a social pension is seen as integral to an NDC reform. Estimates of the cost of establishing such a safety net are presented next.

4.4. The role of the social pension

A central feature of the NDC paradigm is that it is not redistributive. This naturally places additional weight on the role of social pensions. Lu, He, and Piggott (2014) analyzed a social pension framework in which payments are pension tested – that is, vested members of the UEPS and the Civil Service Pension System were not eligible to receive such a pension. Table 4.3 gives costs, as a percentage of GDP, for benefits set at alternative proportions of GDP per capita, for alternative ratios of the eligible elderly and for alternative fertility rates. As China develops, the target benefit rate would probably lie at the upper end of these projections.

Table 4.3: Social pension cost as % of GDP at age 65: Alternative benefit levels, fertility assumptions, and rates of eligible ratios of elderly¹⁵ by 2050

Eligible elderly ratio	TFR	Benefit as a % of GDP per capita		
		6.60%	10.00%	15.00%
75% of elderly	0.9	1.55%	2.34%	3.52%
	1.55	1.45%	2.20%	3.30%
	2.2	1.37%	2.07%	3.10%
50% of elderly	0.9	1.02%	1.54%	2.31%
	1.55	0.96%	1.45%	2.17%
	2.2	0.90%	1.36%	2.04%

Note: TFR = total fertility rate; the TFR of 1.55 is static until 2050. The low and high variants converge linearly to these long-term steady states by 2050, from the current fertility rate of 1.55 (Lu, He, and Piggott 2014).

¹⁵ Administration costs are not calculated here. It is difficult to estimate the cost of a social pension system as staff and information systems are usually shared by various programs. According to Grosh et al. (2008, 93), targeting costs average about 4 percent of total program cost.

If formal pension coverage evolves as projected above, the eligible elderly will likely reduce as a fraction of the elderly population. By 2050, it is likely that only 30 percent of the elderly will be eligible for a social pension. This will reduce costs proportionately. On the other hand, NDC members with low accumulations – and current practice suggests that there may be many such members – will require Social Pension-type support, perhaps along the lines of the recent Chilean reform, where a social pension supports those with (funded) pension accumulations that are insufficient to alleviate poverty.

5. Conclusion

This paper canvassed the possibilities that the NDC paradigm generates in thinking about pension reform in China. The analysis suggests an important role for an NDC structure, especially within the UEPS. In particular, the NDC model would provide additional leverage in changing access age with increasing mature age life expectancy. The NDC model also provides some help in moderating benefits: parameters set to encourage formal labor force participation generate quite modest benefits under the assumptions. Post-tax replacement rates can be considerably higher, however; in some circumstances, the standard 35 percent UEPS replacement rate under the NDC calculations will translate to more than 50 percent.

Much has been made of heterogeneity in life expectancy across regions in China, and it is certainly true that life expectancy at birth differs markedly, both between urban and rural sectors and across geographic regions. But when considering mature age workers who are covered by the UEPS, differences largely disappear. This is because considering groups at age 60 removes by definition differential mortality experience prior to that age, and also because of preselection to formal pension membership. Urban workers in western provinces, for example, appear to have mature age life expectancy very close to those in urban east coast jurisdictions, and it is these groups that will dominate UEPS membership. It is therefore anticipated that UEPS mature age life expectancy is likely to remain quite homogeneous. Somewhat greater heterogeneity does exist when membership of the

RURPS is considered, but even here, mature age life expectancy varies by only a couple of years.

To the extent that the NDC paradigm becomes more widespread in China, a well-functioning and substantial social pension plan becomes more necessary. The paper discusses a proposal in Lu, He, and Piggott (2014) that describes the design and implementation of a social pension and offers some initial costings. This proposal uses lack of pension fund membership as a criterion for social pension receipt. Within an NDC structure, such a criterion would have to be replaced by some minimum notional accumulation threshold.

References

- Ayuso, Mercedes, Jorge Bravo, and Robert Holzmann. 2016. "Addressing Longevity Heterogeneity in Pension Scheme Design and Reform." IZA Discussion Paper Series DP No. 10378, IZA, Bonn. Forthcoming in *Journal of Finance and Economics*.
- Barr, Nicholas, and Peter Diamond. 2010. "Pension Reform in China: Issues, Options and Recommendations." Online at https://econ.lse.ac.uk/staff/nb/Barr_Diamond_China_Pensions_2010.pdf
- _____. 2011. "Improving Sweden's Automatic Pension Adjustment Mechanism." Issue Brief Number 11-2, January 2011, Chestnut Hill, MA: Center for Retirement at Boston College, http://crr.bc.edu/wp-content/uploads/2011/01/IB_11-2-508.pdf
- Boskin, Michael J., Laurence J. Kotlikoff, and John B. Shoven. 1988. *A Proposal for Fundamental Social Security Reform in the 21st Century*. Lexington, Mass.: Lexington Books.
- Grosh, Margaret E., Carlo Del Ninno, Emil Tesliuc, and Azeidine Ouerghi. 2008. "For Protection and Promotion: The Design and Implementation of Effective Safety Nets." World Bank, Washington, DC.
- Holzmann, Robert. 2017. "The ABCs of Nonfinancial Defined Contribution (NDC) Schemes." IZA Policy Paper, No. 130, <http://ftp.iza.org/pp130.pdf>.
- Holzmann, Robert, and Richard Hinz. 2005. "Old-Age Income Support in the 21st Century: An International Perspective on Pension Systems and Reform." Washington, DC: World Bank.
- Holzmann, Robert, and Edward Palmer. 2012. "NDC in the Teens: Lessons and Issues." In *Notional Defined Contribution Pension Schemes in a Changing Pension World*, ed. Robert Holzmann, Edward Palmer, and David Robalino, pp. 3–30. Washington, DC: World Bank.

Lu, Bei. 2017. "China: Strengthening Social Protection and Labor Systems--China Pension Status Update." In *Programmatic AAA on Strengthening (PAAA) China's Social Protection and Labour Systems for FY16-FY18*. Washington, DC: World Bank.

Lu, Bei, Wenjiong He, and John Piggott. 2014. "Should China Introduce a Social Pension?" *Journal of the Economics of Aging* 4(December): 76-87.

Lu, Bei, Olivia Mitchell, and John Piggott. 2008. "Notional Defined Contribution Pension with Public Reserve Funds in Aging Economies: An Application to Japan." *International Social Security Review* 61:4.

Oksanen, Heikki. 2012. "China: Pension Reform for an Ageing Economy." In *Notional Defined Contribution Pension Schemes in a Changing Pension World*, ed. Robert Holzmann, Edward Palmer, and David Robalino, pp. 213-255. Washington, DC: World Bank.

Organisation for Economic Co-operation and Development (OECD). 2017. *Pensions at a Glance 2017: OECD and G20 Indicators*. Paris: OECD Publishing.
https://doi.org/10.1787/pension_glance-2017-en.

United Nations (UN). 2011. "World Population Prospects: The 2010 Revision." United Nations, New York City, New York.

Valdes-Prieto, Salvador. 2000. "The Financial Stability of Notional Account Pensions." *Scandinavian Journal of Economics* 102(3): 395-417.

Zhang, Yinghua. 2015. "Civil Servants and Public Sector Unit Pension Reform: Design and Sustainability of a Notional Defined Benefit Proposal." *Research on Development* 178(3), China Academic Journal Electronic Publishing House.

Zheng, Bingwen. 2012. "China: An Innovative Hybrid Pension Design Proposal." In *Notional Defined Contribution Pension Schemes in a Changing Pension World*, ed. Robert Holzmann, Edward Palmer, and David Robalino, pp. 189-209. Washington, DC: World Bank.

Zheng, Bingwen, et al. 2015. "China Pension Report 2014." Published by CASS, Economic and Management Publishing House, Beijing China.

Zhou, Maigeng, Haidong Wang, Jun Zhu, Wanqing Chen, et al. 2016. "Cause-specific Mortality for 240 Causes in China During 1990-2013: A Systematic Subnational Analysis for the Global Burden of Disease Study 2013." *The Lancet* 387(10015): 251–272.

Appendix

Summary of Zheng et al. (2015) for an NDC proposal and projection in China

Name	Description	Benefit	Heritage of individual account	NDC credit rate	Fund balance implication	New retiree replacement rate
Small NDC	20% PAYG social pooling+8% NDC individual account	Current scheme	Yes	80% of average wage growth rate		
Large NDC	12% PAYG social pooling+16% NDC individual account	0.5*years of contribution*average on post-basic wage (transition: 1.7*years of before-reform contribution*salary indexation)	No	80% of average wage growth rate		
Full NDC	28% individual NDC account	Actuarially fair payment, with a 5% replacement rate of social pension	No	100% of average wage growth rate	Fund balance to 69% of GDP by 2050 then decline to 0 by 2087	69% in 2050 and 62% in 2090
	24% individual NDC account	Actuarially fair payment, with a 5% replacement rate of social pension			Fund balance to 50% of GDP by 2050 then decline to 0 by 2078	62% in 2050 and 56% in 2090

Social Protection & Jobs Discussion Paper Series Titles 2017-2019

<u>No.</u>	<u>Title</u>
1929	Developing Coherent Pension Systems: Design Issues for Private Pension Supplements to NDC Schemes by William Price April 2019
1928	Pensions in a Globalizing World: How Do (N)DC and (N)DB Schemes Fare and Compare on Portability and Taxation? by Bernd Genser and Robert Holzmann April 2019
1927	The Politics of NDC Pension Scheme Diffusion: Constraints and Drivers by Igor Guardiancich, R. Kent Weaver, Gustavo Demarco, and Mark C. Dorfman April 2019
1926	Setting Up a Communication Package for the Italian NDC by Tito Boeri, Maria Cozzolino, and Edoardo Di Porto April 2019
1925	Sweden's Fifteen Years of Communication Efforts by María del Carmen Boado-Penas, Ole Settergren, Erland Ekheden, and Poontavika Naka April 2019
1924	Information and Financial Literacy for Socially Sustainable NDC Pension Schemes by Elsa Fornero, Noemi Oggero, and Riccardo Puglisi April 2019
1923	Communicating NEST Pensions for "New" DC Savers in the United Kingdom by Will Sandbrook and Ranila Ravi-Burslem April 2019
1922	Harnessing a Young Nation's Demographic Dividends through a Universal NDC Pension Scheme: A Case Study of Tanzania by Bo Larsson, Vincent Leyaro, and Edward Palmer April 2019
1921	The Notional and the Real in China's Pension Reforms by Bei Lu, John Piggott, and Bingwen Zheng April 2019
1920	Administrative Requirements and Prospects for Universal NDCs in Emerging Economies by Robert Palacios April 2019
1919	Bridging Partner Lifecycle Earnings and Pension Gaps by Sharing NDC Accounts by Anna Klerby, Bo Larsson, and Edward Palmer April 2019

- 1918 The Impact of Lifetime Events on Pensions: NDC Schemes in Poland, Italy, and Sweden and the Point Scheme in Germany
by Agnieszka Chłoń-Domińczak, Marek Góra, Irena E. Kotowska, Iga Magda, Anna Ruzik-Sierdzińska, and Paweł Strzelecki
April 2019
- 1917 Drivers of the Gender Gap in Pensions: Evidence from EU-SILC and the OECD Pension Model
by Maciej Lis and Boele Bonthuis
April 2019
- 1916 Gender and Family: Conceptual Overview
by Nicholas Barr
April 2019
- 1915 Labor Market Participation and Postponed Retirement in Central and Eastern Europe
by Robert I. Gal and Márta Radó
April 2019
- 1914 NDC Schemes and the Labor Market: Issues and Options
by Robert Holzmann, David Robalino, and Hernan Winkler
April 2019
- 1913 NDC Schemes and Heterogeneity in Longevity: Proposals for Redesign
by Robert Holzmann, Jennifer Alonso-García, Heloise Labit-Hardy, and Andrés M. Villegas
April 2019
- 1912 Annuities in (N)DC Pension Schemes: Design, Heterogeneity, and Estimation Issues
by Edward Palmer and Yuwei Zhao de Gosson de Varennes
April 2019
- 1911 Overview on Heterogeneity in Longevity and Pension Schemes
by Ron Lee and Miguel Sanchez-Romero
April 2019
- 1910 Chile's Solidarity Pillar: A Benchmark for Adjoining Zero Pillar with DC Schemes
by Eduardo Fajnzylber
April 2019
- 1909 Sweden: Adjoining the Guarantee Pension with NDC
by Kenneth Nelson, Rense Nieuwenhuis, and Susanne Alm
April 2019
- 1908 The ABCs of NDCs
by Robert Holzmann
April 2019
- 1907 NDC: The Generic Old-Age Pension Scheme
by Marek Góra and Edward Palmer
April 2019
- 1906 The Greek Pension Reforms: Crises and NDC Attempts Awaiting Completion
by Milton Nektarios and Platon Tinios
April 2019

- 1905 The Norwegian NDC Scheme: Balancing Risk Sharing and Redistribution
by Nils Martin Stølen, Dennis Fredriksen, Erik Hernæs, and Erling Holmøy
April 2019
- 1904 The Polish NDC Scheme: Success in the Face of Adversity
by Sonia Buchholtz, Agnieszka Chłoń-Domińczak, and Marek Góra
April 2019
- 1903 The Italian NDC Scheme: Evolution and Remaining Potholes
by Sandro Gronchi, Sergio Nisticò, and Mirko Bevilacqua
April 2019
- 1902 The Latvian NDC Scheme: Success Under a Decreasing Labor Force
by Edward Palmer and Sandra Stabina
April 2019
- 1901 The Swedish NDC Scheme: Success on Track with Room for Reflection
by Edward Palmer and Bo Könberg
April 2019
- 1803 Rapid Social Registry Assessment: Malawi's Unified Beneficiary Registry (UBR)
by Kathy Lindert, Colin Andrews, Chipso Msowoya, Boban Varghese Paul, Elijah Chirwa, and Anita Mittal,
November 2018
- 1802 Human(itarian) Capital? Lessons on Better Connecting Humanitarian Assistance and Social Protection
by Ugo Gentilini, Sarah Laughton and Clare O'Brien, November 2018
- 1801 Delivering Social Protection in the Midst of Conflict and Crisis: The Case of Yemen
by Afrah Alawi Al-Ahmadi and Samantha de Silva, July 2018
- 1705 Aging and Long-Term Care Systems: A Review of Finance and Governance Arrangements in Europe, North
America and Asia-Pacific
by Laurie Joshua, November 2017
- 1704 Social Registries for Social Assistance and Beyond: A Guidance Note & Assessment Tool
by Phillippe Leite, Tina George, Changqing Sun, Theresa Jones and Kathy Lindert, July 2017
- 1703 Social Citizenship for Older Persons? Measuring the Social Quality of Social Pensions in the Global South
and Explaining Their Spread
by Tobias Böger and Lutz Leisering, July 2017
- 1702 The Impacts of Cash Transfers on Women's Empowerment: Learning from Pakistan's BISP Program
by Kate Ambler and Alan de Brauw, February 2017
- 1701 Social Protection and Humanitarian Assistance Nexus for Disaster Response: Lessons Learnt from Fiji's
Tropical Cyclone Winston
by Aisha Mansur, Jesse Doyle, and Oleksiy Ivaschenko, February 2017

To view Social Protection & Jobs Discussion Papers published prior to 2017, please visit www.worldbank.org/sp.

ABSTRACT

This paper discusses the potential expansion of the role of the notional defined contribution (NDC) paradigm in the ongoing reforms of retirement provision in China. It finds that mature age life expectancy is remarkably uniform among formal sector workers at the time of retirement, although greater heterogeneity does exist for Rural and Urban Residents Pension Scheme members. The implications of a stylized NDC structure are examined covering China's major pension systems, calibrated to be actuarially neutral. Each system has a different contribution rate and retirement age, consistent with different life expectancies. A complementary social pension is also proposed. The paper concludes that an increased presence of the NDC paradigm has the potential to raise aggregate welfare.

ABOUT THIS SERIES

Social Protection & Jobs Discussion Papers are published to communicate the results of The World Bank's work to the development community with the least possible delay. This paper therefore has not been prepared in accordance with the procedures appropriate for formally edited texts.

For more information, please contact the Social Protection Advisory Service, the World Bank, 1818 H Street, N.W., Room G7-803, Washington, DC 20433, USA. Telephone: +1 (202) 458 5267, Fax: +1 (202) 614 0471, E-mail: socialprotection@worldbank.org or visit us on-line at www.worldbank.org/sp.

