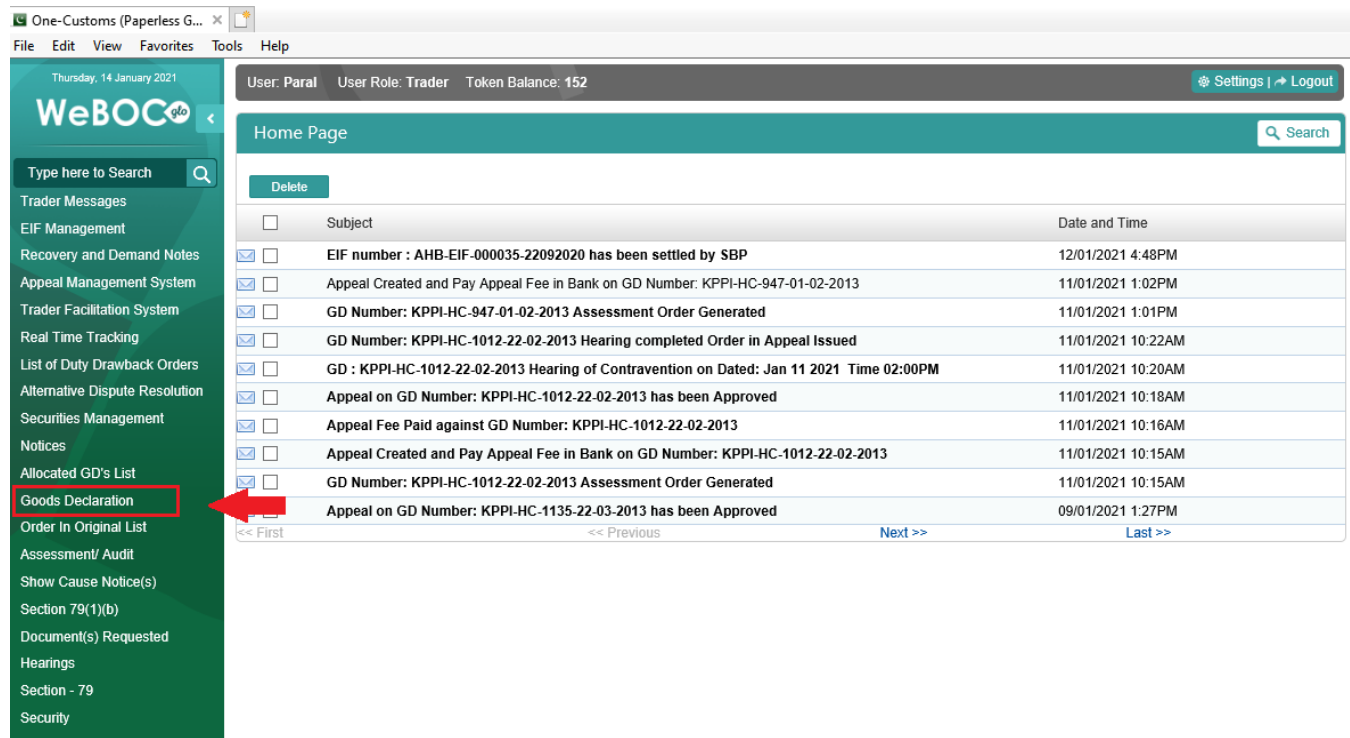


How to create PSID for E-Payment in WeBOC System?

Please login to WeBOC System using URL: <https://www.weboc.gov.pk>

In order to prepare Goods Declaration, please click on

Left Menu: Goods Declaration (as shown in screen below):



The screenshot shows the WeBOC system interface. The left navigation menu is visible, with 'Goods Declaration' highlighted in red. The main content area displays a list of messages with columns for 'Subject' and 'Date and Time'. A red arrow points to the 'Goods Declaration' menu item.

	Subject	Date and Time
<input type="checkbox"/>	EIF number : AHB-EIF-000035-22092020 has been settled by SBP	12/01/2021 4:48PM
<input checked="" type="checkbox"/>	Appeal Created and Pay Appeal Fee in Bank on GD Number: KPPI-HC-947-01-02-2013	11/01/2021 1:02PM
<input checked="" type="checkbox"/>	GD Number: KPPI-HC-947-01-02-2013 Assessment Order Generated	11/01/2021 1:01PM
<input checked="" type="checkbox"/>	GD Number: KPPI-HC-1012-22-02-2013 Hearing completed Order in Appeal Issued	11/01/2021 10:22AM
<input checked="" type="checkbox"/>	GD : KPPI-HC-1012-22-02-2013 Hearing of Contravention on Dated: Jan 11 2021 Time 02:00PM	11/01/2021 10:20AM
<input checked="" type="checkbox"/>	Appeal on GD Number: KPPI-HC-1012-22-02-2013 has been Approved	11/01/2021 10:18AM
<input checked="" type="checkbox"/>	Appeal Fee Paid against GD Number: KPPI-HC-1012-22-02-2013	11/01/2021 10:16AM
<input checked="" type="checkbox"/>	Appeal Created and Pay Appeal Fee in Bank on GD Number: KPPI-HC-1012-22-02-2013	11/01/2021 10:15AM
<input checked="" type="checkbox"/>	GD Number: KPPI-HC-1012-22-02-2013 Assessment Order Generated	11/01/2021 10:15AM
<input checked="" type="checkbox"/>	Appeal on GD Number: KPPI-HC-1135-22-03-2013 has been Approved	09/01/2021 1:27PM

First Payment through E-Payment

Upon preparation of Goods Declaration (GDs), validation of GD contents by clicking **Validate** button and then click on **Calculate Duty** button to check duty/tax amounts. After checking/confirmation of duty/tax amounts, click on **Submit** button and following screen will appear.

Click on the Drop-Down-Box highlighted (red)

Src- <> Preparation of Goods Declaration

Submit Cancel

Payment Information for Customs Processing (Hide)

Payment Through: ---SELECT PAYMENT MODE---



Duty Name	Amount in (Rs)
Additional Custom Duty	0
Sales Tax	0
Income Tax	346
Customs Duty	0
CESS	211
Sindh Stamp Duty	1,000
Total Payable Amount in (Rs): 1,557	

Submit Cancel

Now select E-Payment option from the Drop-Down-Box as shown below and click on **Submit** button:

Src- <> Preparation of Goods Declaration

Submit Cancel

Payment Information for Customs Processing (Hide)

Payment Through: ---SELECT PAYMENT MODE---
Bank
FD Account
E-Payment



Duty Name	Amount in (Rs)
Additional Custom Duty	0
Sales Tax	0
Income Tax	346
Customs Duty	0
CESS	211
Sindh Stamp Duty	1,000
Total Payable Amount in (Rs): 1,557	

Submit Cancel

Click on the link circled in below screen:

User: BATA PAKISTAN LIMITED User Role: Trader Token Balance: 7 Settings | Logout

Src- <> Preparation of Goods Declaration

GD submitted successfully

i "For Payments through Alternate Delivery Channel (1 Link), Please [Click here](#) to create PSID.

Duty Name	Amount in (Rs)
Additional Custom Duty	278346.00
Additional Sales Tax	0.00
Customs Duty	795276.00
Income Tax	324968.00
Sales Tax	858500.00
CESS	47720.00
Sindh Stamp Duty	1000.00
Total(Rs): 2,305,810	

Steps For Payment through Alternate Delivery channel (Online Banking / ATM)

1. Click on [Click here](#) Link.
2. Generate PSID.
3. Login to Online Banking/ATM.
4. Select WeBOC as beneficiary. (WeBOC must be added as Beneficiary in your Account)
5. Enter PSID.
6. Confirms Payments.

Now click on the **Generate PSID** button as shown in below image:

User: User Role: Trader Token Balance: 7 Settings | Logout

Src- <> GD Payment Details

GD Number	<input type="text"/>	NTN	<input type="text" value="070987"/>
Trader	<input type="text" value="PAKISTAN LIMITED"/>	STRN	<input type="text" value="0709840000564"/>
Agent Name	<input type="text" value="N/A"/>		
Payment Head	<input type="text" value="Payment Against GD"/>	Sindh Stamp Duty Amount	<input type="text" value="1000.0000"/>
Payment Head	<input type="text" value="Payment Against CESS"/>	Cess Amount	<input type="text" value="47720.0000"/>
		Net Payable Amount (Rs)	<input type="text" value="2,305,810.00"/>

Payment Breakup

Duty Name	Amount in (Rs)
Additional Custom Duty	278346.00
Additional Sales Tax	0.00
Customs Duty	795276.00
Income Tax	324968.00
Sales Tax	858500.00
CESS	47720.00
Sindh Stamp Duty	1000.00
Total(Rs): 2,305,810	

Generate PSID

Steps For Payment through Alternate Delivery channel (Online Banking / ATM)

1. Generate PSID.
2. Login to Online Banking/ATM.
3. Select WeBOC as beneficiary. (WeBOC must be added as Beneficiary in your Account)
4. Enter PSID.
5. Confirms Payments.

On pressing the **Generate PSID** button, your PSID creation process is complete and you will get a PSID (Payment Slip ID) number. Please do note down the PSID number as this will be required to pay through online banking/mobile banking, OTC (Over the counter payment), payment using ATM machines and other payment options which will be explained in latter part of this document.

User: _____ User Role: Trader Token Balance: 7 Settings | Logout

Src- <> GD Payment Details

GD Number	<input type="text"/>	NTN	<input type="text" value="070987"/>
Trader	<input type="text" value="PAKISTAN LIMITED"/>	STRN	<input type="text" value="0709840000564"/>
Agent Name	<input type="text" value="N/A"/>		
Payment Head	<input type="text" value="Payment Against GD"/>	Sindh Stamp Duty Amount	<input type="text" value="1000.0000"/>
Payment Head	<input type="text" value="Payment Against CESS"/>	Cess Amount	<input type="text" value="47720.0000"/>
		Net Payable Amount (Rs)	<input type="text" value="2,305,810.00"/>

Payment Breakup	
Duty Name	Amount in (Rs)
Additional Custom Duty	278346.00
Additional Sales Tax	0.00
Customs Duty	795276.00
Income Tax	324968.00
Sales Tax	858500.00
CESS	47720.00
Sindh Stamp Duty	1000.00
Total(Rs): 2,305,810	

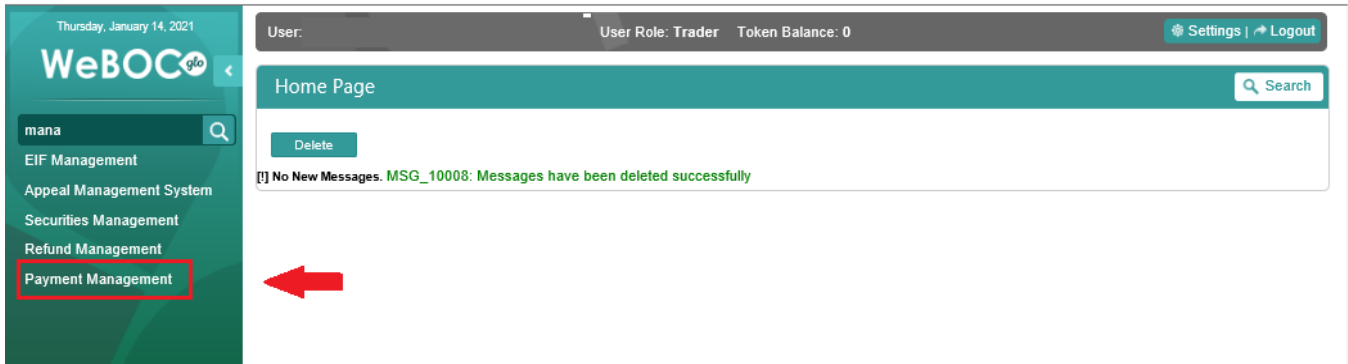
Steps For Payment through Alternate Delivery channel (Online Banking / ATM)

1. Generate PSID.
2. Login to Online Banking/ATM.
3. Select WeBOC as beneficiary. (WeBOC must be added as Beneficiary in your Account)
4. Enter PSID.
5. Confirms Payments.

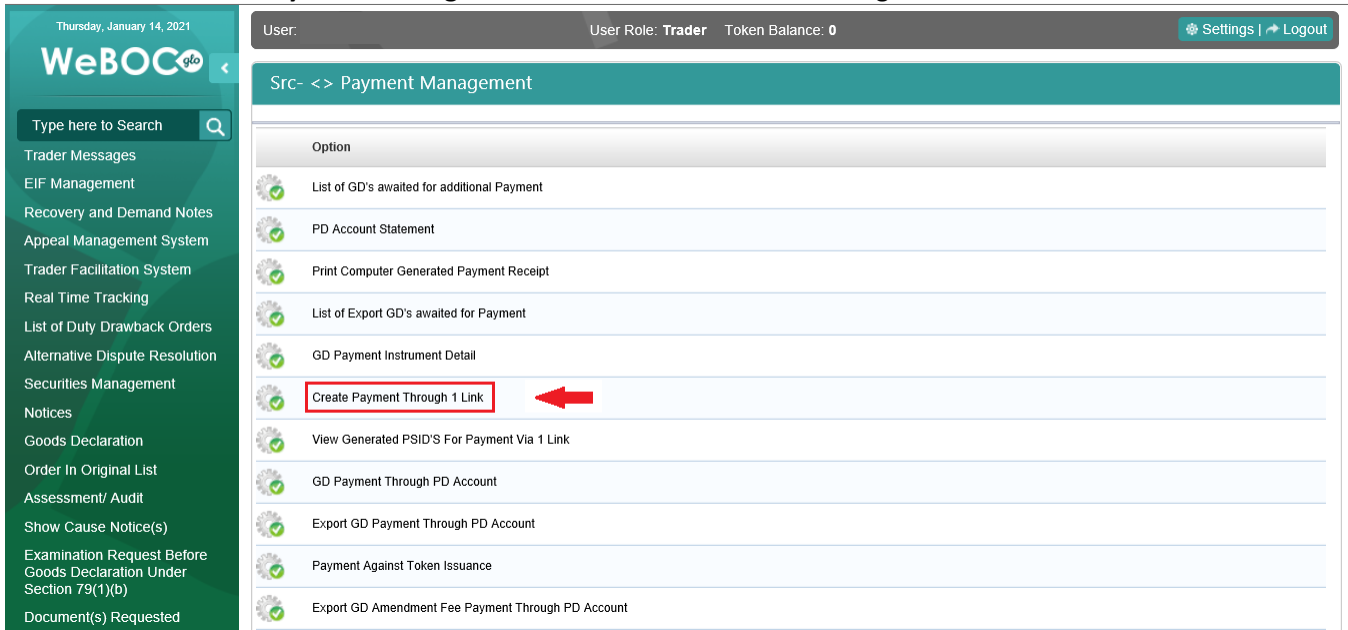
PSID : 29580709877210114


Additional Payment through E-Payment

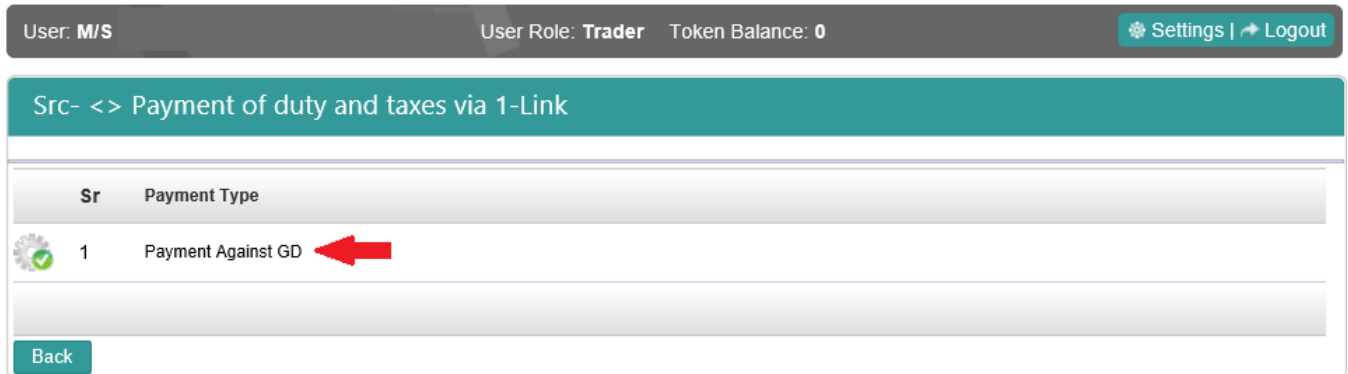
In case of Additional Payment against your GD. Click on they 'Payment Management' Tab in the left side privileges menu:



Now click on 'Create Payment Through 1Link' tab as shown in below image:



Click on the  button for opening next screen:




Now Search the Goods Declaration (GD) using Gd number or any other search criteria as shown in below image


and Click on  button:

Src- <> GD Payment List Search

BL Number GD Number NTN Trader GD Ref No

VIR No Search Now Clear 

Back

BL Number	Trader	GD Number	IGM No	IGM Index	GD Ref No
 COAU78823	M/S PAKISTAN LIMITED	KAPW-HC-100555-10-01-2021	1	692	P-14592336-2021

Go to page Go Page 1 Of 1 ⏪ ⏩

Back

On below screen, click on the Generate PSID button as shown in below screen:

User: User Role: Trader Token Balance: 7 Settings | Logout

Src- <> GD Payment Details

GD Number	<input type="text"/>	NTN	<input type="text" value="070987"/>
Trader	PAKISTAN LIMITED	STRN	<input type="text" value="0709840000564"/>
Agent Name	N/A		
Payment Head	Payment Against GD	Sindh Stamp Duty Amount	<input type="text" value="1000.0000"/>
Payment Head	Payment Against CESS	Cess Amount	<input type="text" value="47720.0000"/>
		Net Payable Amount (Rs)	<input type="text" value="2,305,810.00"/>

Payment Breakup

Duty Name	Amount in (Rs)
Additional Custom Duty	278346.00
Additional Sales Tax	0.00
Customs Duty	795276.00
Income Tax	324968.00
Sales Tax	858500.00
CESS	47720.00
Sindh Stamp Duty	1000.00
	Total(Rs): 2,305,810

Generate PSID Back

Steps For Payment through Alternate Delivery channel (Online Banking / ATM)

1. Generate PSID.
2. Login to Online Banking/ATM.
3. Select WeBOC as beneficiary. (WeBOC must be added as Beneficiary in your Account)
4. Enter PSID.
5. Confirms Payments.

On pressing the Generate PSID button, your PSID creation process is complete and you will get a PSID (Payment Slip ID) number. Please do note down the PSID number as this will be required to pay through online/mobile banking, OTC (Over the counter payment), payment using ATM machines

Src- <> GD Payment Details

GD Number		NTN	070987
Trader	PAKISTAN LIMITED	STRN	0709840000564
Agent Name	N/A		
Payment Head	Payment Against GD	Sindh Stamp Duty Amount	1000.0000
Payment Head	Payment Against CESS	Cess Amount	47720.0000
		Net Payable Amount (Rs)	2,305,810.00

Payment Breakup

Duty Name	Amount in (Rs)
Additional Custom Duty	278346.00
Additional Sales Tax	0.00
Customs Duty	795276.00
Income Tax	324968.00
Sales Tax	858500.00
CESS	47720.00
Sindh Stamp Duty	1000.00
Total(Rs): 2,305,810	

Generate PSID

Back

Steps For Payment through Alternate Delivery channel (Online Banking / ATM)

1. Generate PSID.
2. Login to Online Banking/ATM.
3. Select WeBOC as beneficiary. (WeBOC must be added as Beneficiary in your Account)
4. Enter PSID.
5. Confirms Payments.

PSID : 27954294930210114



Payment through Internet Banking.

(Standard Chartered Interface has been used for illustration purposes.)

Please provide your respective details to login to internet banking:

Online Banking

Important Security Alert: Protect yourself from Phishing emails and Malware

Please be careful with suspicious emails and websites that attempt to infect your machine with malware or attempt to get your confidential banking information. Always log into the Online Banking only through www.sc.com/pk and do not search for its URL via internet or use any hyperlink embedded in mails or any third party sites.

If you have received an SMS with an OTP/Temporary Password that you have not requested for, please do not act on it and contact us immediately via our 24/7 Phone Banking at 111-002-002.

Please be careful with suspicious emails and websites that attempt to infect your machine with malware or attempt to get your confidential banking information.

[Find out how](#)

Secure Login

Username

Password

[Forgot Username / Password](#)

[Credit Card Activation](#)

[Login](#)

New to Online Banking?

[Instant Registration IT'S EASY!](#)
Click here to instantly register for Online Banking using your Debit Card or Credit Card Number.

OR

[Register using PIN Mailer](#)
Click here if you have received a Temporary ID and PIN Mailer for First Time login or Password reset.

Need Help?

- [24/7 Phone Assistance](#)
Please call 111-002-002
- [Email us for assistance](#)
- [Online Banking Demo](#)
- [Frequently Asked Questions](#)

Bank with SC Mobile

Select "Payments" option from left Menu as shown in below image:

Standard Chartered Pakistan Online Banking

You are logged in as: [User Name] 14th January 2021 16:23 [Logout](#)

Welcome
You last logged in at 09:50 on Wednesday 13th January 2021

- Overview
- Accounts
- Cards
- Loans & Saadiq Finance
- Global Link
- Payments**
- Transfers
- View Standing Orders
- eStatements **NEW!**
- Card Management **NEW!**
- My Preferences
- Contact Us
- Open New Account
- Service Requests
- Customer Investment Profile
- SMS Banking & Alerts
- Profile

Accounts	Account No.	Currency	Available Balance	Current Balance	PKR Equivalent Balance
Current Account - LCY	01072044701	PKR	42,857.08 CR	42,857.08 CR	42,857.08 CR
Current Balance: PKR 42,857.08 CR					

Cards	Card No.	Currency	Outstanding Balance
VISA GOLD	4020271940K15500	PKR	PKR 0.00 CR

Quick Links

- [Transfer Funds](#)
- [Pay Bills](#)
- [Global Link](#)

Personal Details

Mobile: +920110212078
Email: p:0000@gmail...

Mailbox

You have: 86 new message(s)
[View Mailbox](#)

Select "TAX PAYMENTS" from Bill Payee Type, and "FBR/PRA" from Bill Payee Name as in image below

Payments


Pay Bills > Add Bill Payee > Credit Card Payment > Scheduled Payments > Payments History

One Time Payment Step 1 of 6

Bill Payee Type	Bill Payee Name	
TAX PAYMENTS	FBR / PRA	> Pay Bill

Pay Bills

- 1 Select Bill Payee
- 2 Enter Bill Details
- 3 Enter Payment Details
- 4 Confirm Details
- 5 Enter OTP
- 6 Request Submitted



Type your PSID you want to pay in "PSID" field and press next:

Payments

Pay Bills > Add Bill Payee > Credit Card Payment > Scheduled Payments > Payments History

One Time Payment Step 2 of 6


Enter the PSID

Bill Payee Type	TAX PAYMENTS	
Bill Payee Name	FBR / PRA	
PSID	27437372598210114	Help

< Back > Next

Bill Payment Steps

- 1 Select Bill Payee ✓
- 2 Enter Bill Details
- 3 Enter Payment Details
- 4 Confirm Details
- 5 Enter OTP
- 6 Request Submitted



Verify the details of payment loaded as in below image and press Next to make payment

Payments

Pay Bills > Add Bill Payee > Credit Card Payment > Scheduled Payments > Payments History

One Time Payment Step 3 of 6


Please enter the details.

Bill Payee Type	TAX PAYMENTS
Bill Payee Name	FBR / PRA
PSID	20006297433210112
Payment Amount	PKR 5984.00
From Account	Current Account - LCY, 00000000000000000000, PKR, 42,857.08 CR
Payment Date	14/01/2021
Payment Reference	Online Bill Payment

< Back > Next

Bill Payment Steps

- 1 Select Bill Payee ✓
- 2 Enter Bill Details ✓
- 3 Enter Payment Details
- 4 Confirm Details
- 5 Enter OTP
- 6 Request Submitted



Agree to the terms and conditions by clicking check box and Press "Confirm"

Payments

Pay Bills	> Add Bill Payee	> Credit Card Payment	> Scheduled Payments	> Payments History
------------------	------------------	-----------------------	----------------------	--------------------

One Time Payment		Step 4 of 6
Please review and confirm payment Details.		
Bill Payee Type	TAX PAYMENTS	
Bill Payee Name	FBR / PRA	
PSID	20006297433210112	
Payment Amount	PKR 5,984.00	
From Account	Current Account - LCY,01672041201,PKR	
Payment Date	14/01/2021	
Payment Reference	Online Bill Payment	
<input checked="" type="checkbox"/>	I have read and understood the Terms & Conditions and agree to abide by them	

← Back **→ Confirm**

Pay Bills		
1	Select Bill Payee	✓
2	Enter Bill Details	✓
3	Enter Payment Details	✓
4	Confirm Details	
5	Enter OTP	
6	Request Submitted	

Provide the OTP and Email PIN to complete your online Payment

Pay Bills	> Add Bill Payee	> Credit Card Payment	> Scheduled Payments	> Payments History
------------------	------------------	-----------------------	----------------------	--------------------

One Time Payment		Step 5 of 6
Please enter the One Time Password(OTP) and PIN sent to your mobile phone and email address registered with bank.		
Bill Payee Type	TAX PAYMENTS	
Bill Payee Name	FBR / PRA	
PSID	20006297433210112	
Payment Amount	PKR 5,984.00	
From Account	Current Account - LCY,01672041201,PKR	
Payment Date	14/01/2021	
Payment Reference:	Online Bill Payment	
One Time Password		
Mobile Number:	+923005 11 068	
One Time Password (OTP):	<input type="text"/>	
Email Address:	i****@yahoo.com	
Email PIN:	<input type="text"/>	

← Cancel **→ Submit**

Pay a Bill		
1	Select Bill Payee	✓
2	Enter Bill Details	✓
3	Enter Payment Details	✓
4	Confirm Details	✓
5	Enter OTP	
6	Request Submitted	

Note:

One-Time Password (OTP) will be sent to your registered mobile number and an email PIN will be sent to your registered personal email address. Please enter these on the screen to get verified.