

Mato Grosso, BRASIL

ORQUÍDEAS da Chapada dos Guimarães

Adarilda Petini-Benelli¹ & Fernando Zagury Vaz-de-Mello²

1. Universidade Federal de Mato Grosso (UFMT), 2. Instituto de Biociências da UFMT
 Fotos: Adarilda Petini-Benelli, exceto quando indicado. Produzido por: Tyana Wachter, Juliana Philipp, R. Foster. Apoio de Connie Keller, Ellen Hyndman Fund & Andrew Mellon Foundation.
 © Adarilda Petini-Benelli [ada.benelli@gmail.com]. Agradecimentos à Maria Rita Cabral, Silvana A. G. Gomes e Thiago E. C. Meneguzzo por ceder suas fotos. Apoio: CAPES
 © Science & Education, The Field Museum, Chicago, IL 60605 USA. [http://fieldmuseum.org/IDtools] [rrc@fieldmuseum.org] **Rapid Color Guide # 398** versão 1 06/2013



1 *Acianthera pubescens*



2 *Alatiglossum fuscopetalum*



3 *Alatiglossum macropetalum*



4 *Bulbophyllum insectiferum*




5 *Bulbophyllum rupicolium*



6 *Campylocentrum micranthum*




7 *Catasetum fimbriatum*



8 *Catasetum fimbriatum*



9 *Catasetum longifolium*



10 *Catasetum osculatum*



11 *Catasetum rooseveltianum*




12 *Catasetum schmidtianum*



13 *Catasetum vinaceum*
var. *vinaceum*



14 *Catasetum vinaceum*




15 *Cattleya nobilior*




16 *Cattleya nobilior*



17 *Cattleya nobilior*
forma *suavissima*



18 *Cleistes bella*



19 *Cohniella cebolleta*



20 *Cyrtopodium saintlegerianum*

Mato Grosso, BRASIL

ORQUÍDEAS da Chapada dos Guimarães

Adarilda Petini-Benelli¹ & Fernando Zagury Vaz-de-Mello²

1. Universidade Federal de Mato Grosso (UFMT), 2. Instituto de Biociências da UFMT
 Fotos: Adarilda Petini-Benelli, exceto quando indicado. Produzido por: Tyana Wachter, Juliana Philipp, R. Foster. Apoio de Connie Keller, Ellen Hyndman Fund & Andrew Mellon Foundation.
 © Adarilda Petini-Benelli [ada.benelli@gmail.com]. Agradecimentos à Maria Rita Cabral, Silvana A. G. Gomes e Thiago E. C. Meneguzzo por ceder suas fotos. Apoio: CAPES
 © Science & Education, The Field Museum, Chicago, IL 60605 USA. [http://fieldmuseum.org/IDtools] [rrc@fieldmuseum.org] **Rapid Color Guide # 398** versão 1 06/2013



21 *Encyclia cyperifolia*

Foto: Thiago E. C. Meneguzzo



22 *Encyclia flava*



23 *Encyclia lutzenbergerii*



24 *Encyclia osmantha*



25 *Encyclia santos-dumontii*



26 *Epidendrum anceps*



27 *Epidendrum campestre*



28 *Epidendrum coronatum*



29 *Epidendrum densiflorum*



30 *Epidendrum nocturnum*



31 *Epidendrum stiliferum*



32 *Epidendrum strobilicaule*



33 *Eulophia alta*



34 *Galeandra chapadensis*



35 *Galeandra dives*




36 *Galeandra harveyana*




37 *Galeandra styllomisantha*



38 *Hexadesmia sessilis*



39 *Ionopsis utricularioides*



40 *Liparis nervosa*

Mato Grosso, BRASIL

ORQUÍDEAS da Chapada dos Guimarães

Adarilda Petini-Benelli¹ & Fernando Zagury Vaz-de-Mello²

1. Universidade Federal de Mato Grosso (UFMT), 2. Instituto de Biociências da UFMT
 Fotos: Adarilda Petini-Benelli, exceto quando indicado. Produzido por: Tyana Wachter, Juliana Philipp, R. Foster. Apoio de Connie Keller, Ellen Hyndman Fund & Andrew Mellon Foundation.
 © Adarilda Petini-Benelli [ada.benelli@gmail.com]. Agradecimentos à Maria Rita Cabral, Silvana A. G. Gomes e Thiago E. C. Meneguzzo por ceder suas fotos. Apoio: CAPES
 ©Science & Education, The Field Museum, Chicago, IL 60605 USA. [http://fieldmuseum.org/IDtools] [rrc@fieldmuseum.org] **Rapid Color Guide # 398** versão 1 06/2013



41 *Lockhartia lunifera*



42 *Lophiaris morenoi*



43 *Lophiaris nana*



44 *Lophiaris nana*



45 *Macradenia multiflora*



46 *Macroclinium mirabile*
Foto: Maria Rita Cabral



47 *Mormodes elegans*



48 *Notylia lyrata*



49 *Oeceoclades maculata*



50 *Oeceoclades maculata*



51 *Orleanesia cuneipetala*




52 *Ornithocephalus gladiatus*
Foto: Maria Rita Cabral




53 *Phragmipedium vittatum*
Foto: Silvana Gomes



54 *Plectrophora cultrifolia*



55 *Polycynis breviloba*



56 *Polycynis breviloba*



57 *Polystachya concreta*



58 *Polystachya foliosa*



59 *Prosthechea fragrans*



60 *Prosthechea vespa*

Mato Grosso, BRASIL

ORQUÍDEAS da Chapada dos Guimarães

Adarilda Petini-Benelli¹ & Fernando Zagury Vaz-de-Mello²

1. Universidade Federal de Mato Grosso (UFMT), 2. Instituto de Biociências da UFMT
Fotos: Adarilda Petini-Benelli, exceto quando indicado. Produzido por: Tyana Wachter, Juliana Philipp, R. Foster. Apoio de Connie Keller, Ellen Hyndman Fund & Andrew Mellon Foundation.
© Adarilda Petini-Benelli [ada.benelli@gmail.com]. Agradecimentos à Maria Rita Cabral, Silvana A. G. Gomes e Thiago E. C. Meneguzzo por ceder suas fotos. Apoio: CAPES
© Science & Education, The Field Museum, Chicago, IL 60605 USA. [http://fieldmuseum.org/IDtools] [rrc@fieldmuseum.org] **Rapid Color Guide # 398** versão 1 06/2013



61 *Rodriguezia lanceolata*



62 *Sacoila lanceolata*



63 *Sacoila lanceolata*



64 *Scaphyglottis modesta*



65 *Schomburgkia crispa*



66 *Solenidium lunatum*



67 *Specklynia grobyi*



68 *Trichocentrum albioviolaceum*



69 *Trichocentrum fuscum*



70 *Trichopilia brasiliensis*



71 *Trigonidium tenue*




72 *Vanilla palmarum*



73 *Vanilla pompona*



74 *Xylobium foveatum*



75 *Xylobium variegatum*