

(Ostropales, Ascomycota)
Graphidaceae of THAILAND 1: The genus *Ocellularia*

Khwanruan Butsatorn-Papong, H. Thorsten Lumbsch & Robert Lücking

Photos by K. Butsatorn-Papong. Produced by K. Butsatorn-Papong, H.T. Lumbsch, R. Lücking. Support from the Thailand Research Fund, C. Keller, A.Mellon Foundation.
 © K. B. Papong [khwanruan.p@msu.ac.th] Department of Biology, Faculty of Science, Mahasarakham University, Maha Sarakham Province, 44150 Thailand; H. T. Lumbsch & R. Lücking: Integrative Research Center, Science & Education, The Field Museum, Chicago, IL 60605, USA. Assistance from R. Foster, J. Philipp, & T. Wächter.
 © Science & Education, The Field Museum, Chicago, USA. [http://fieldmuseum.org/IDtools] [rrc@fieldmuseum.org] **Rapid Color Guide # 544** version 1 10/2013



1 *Ocellularia allosporoides*



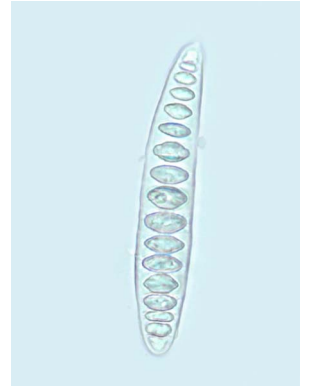
2 *Ocellularia allosporoides*



3 *Ocellularia allosporoides*
 Asci with ascospores




4 *Ocellularia allosporoides*
 Transversely septate ascospore



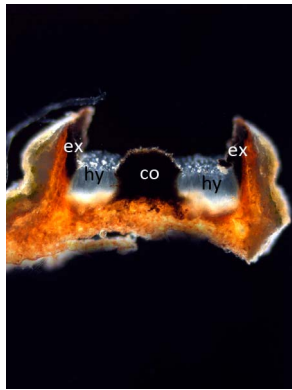
5 *Ocellularia allosporoides*
 Transversely septate ascospore



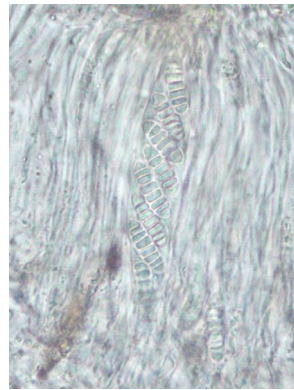
6 *Ocellularia ascidioidea*



7 *Ocellularia ascidioidea*



8 *Ocellularia ascidioidea*
 Cross section through ascoma



9 *Ocellularia ascidioidea*
 Asci with ascospores



10 *Ocellularia ascidioidea*
 Transversely septate ascospores



11 *Ocellularia cavata*



12 *Ocellularia cavata*



13 *Ocellularia cavata*



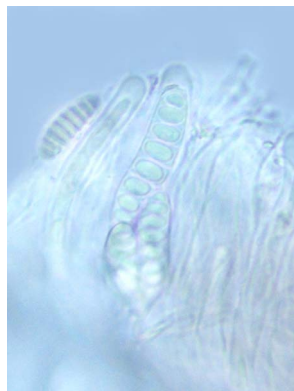
14 *Ocellularia cavata*
 Yellow medulla



15 *Ocellularia cavata*



16 *Ocellularia cavata*




17 *Ocellularia cavata*
 Asci with ascospores



18 *Ocellularia cavata*
 Transversely septate ascospore



19 *Ocellularia cavata*
 Transversely septate ascospores




20 *Ocellularia cavata*
 Cross section through ascoma

co = columella, ex = exciple, hy = hymenium


(Ostropales, Ascomycota)
Graphidaceae of THAILAND 1: The genus *Ocellularia*

Khwanruan Butsatorn-Papong, H. Thorsten Lumbsch & Robert Lücking

Photos by K. Butsatorn-Papong. Produced by K. Butsatorn-Papong, H.T. Lumbsch, R. Lücking. Support from the Thailand Research Fund, C. Keller, A.Mellon Foundation.
 © K. B. Papong [khwanruan.p@msu.ac.th] Department of Biology, Faculty of Science, Mahasarakham University, Maha Sarakham Province, 44150 Thailand; H. T. Lumbsch & R. Lücking: Integrative Research Center, Science & Education, The Field Museum, Chicago, IL 60605, USA. Assistance from R. Foster, J. Philipp, & T. Wachter.
 © Science & Education, The Field Museum, Chicago, USA. [http://fieldmuseum.org/IDtools] [rrc@fieldmuseum.org] **Rapid Color Guide # 544** version 1 10/2013



21 *Ocellularia croceoisidiata*



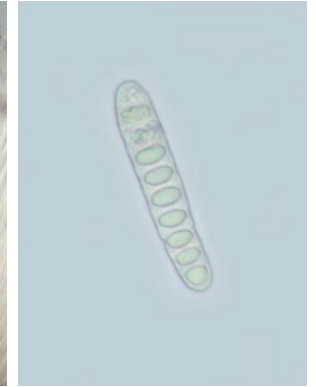
22 *Ocellularia croceoisidiata*



23 *Ocellularia croceoisidiata*



24 *Ocellularia croceoisidiata*
Asci with ascospores



25 *Ocellularia croceoisidiata*
Transversely septate ascospore



26 *Ocellularia ascidioidea*




27 *Ocellularia ascidioidea*



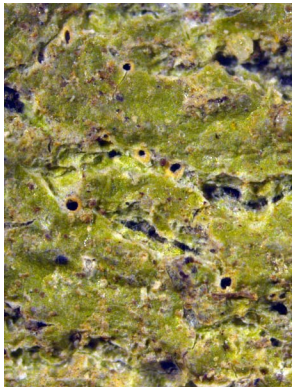
28 *Ocellularia fumosa*



29 *Ocellularia fumosa*



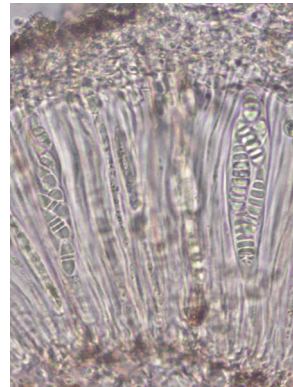
30 *Ocellularia interponenda*



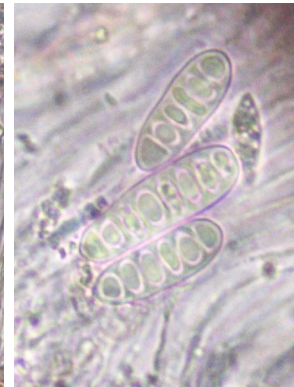
31 *Ocellularia exigua*



32 *Ocellularia exigua*



33 *Ocellularia exigua*
Asci with ascospores



34 *Ocellularia exigua*
Transversely septate ascospores




35 *Ocellularia exigua*
Transversely septate ascospores



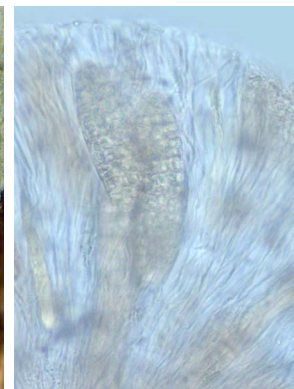
36 *Ocellularia interponenda*



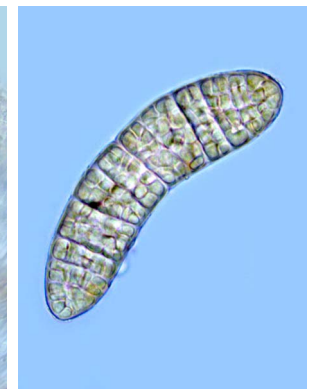
37 *Ocellularia interponenda*



38 *Ocellularia interponenda*
Cross section through ascoma



39 *Ocellularia interponenda*
Asci with ascospores



40 *Ocellularia interponenda*
Muriform ascospore

co = columella, ex = exciple, hy = hymenium

(Ostropales, Ascomycota)
Graphidaceae of THAILAND 1: The genus *Ocellularia*

Khwanruan Butsatorn-Papong, H. Thorsten Lumbsch & Robert Lücking

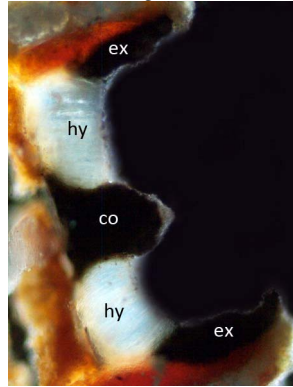
Photos by K. Butsatorn-Papong. Produced by K. Butsatorn-Papong, H.T. Lumbsch, R. Lücking. Support from the Thailand Research Fund, C. Keller, A.Mellon Foundation.
 © K. B. Papong [khwanruan.p@msu.ac.th] Department of Biology, Faculty of Science, Mahasarakham University, Maha Sarakham Province, 44150 Thailand; H. T. Lumbsch & R. Lücking: Integrative Research Center, Science & Education, The Field Museum, Chicago, IL 60605, USA. Assistance from R. Foster, J. Philipp, & T. Wachter.
 © Science & Education, The Field Museum, Chicago, USA. [http://fieldmuseum.org/IDtools] [irc@fieldmuseum.org] **Rapid Color Guide # 544** version 1 10/2013



41 *Ocellularia isidiophora*



42 *Ocellularia isidiophora*



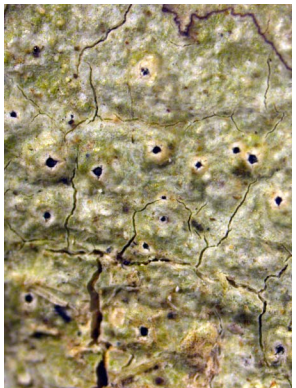
43 *Ocellularia isidiophora*
 Cross section through ascoma



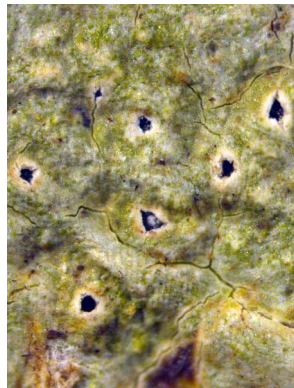
44 *Ocellularia isidiophora*
 Asci with ascospores



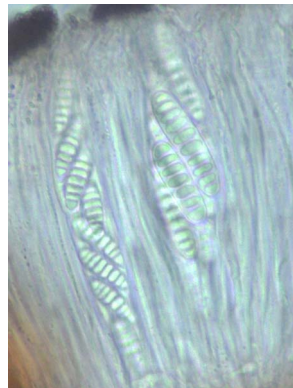
45 *Ocellularia isidiophora*
 Transversely septate ascospores



46 *Ocellularia laeviusculoides*



47 *Ocellularia laeviusculoides*



48 *Ocellularia laeviusculoides*
 Asci with ascospores




49 *Ocellularia laeviusculoides*



50 *Ocellularia laeviusculoides*
 Muriform ascospore



51 *Ocellularia nitida*



52 *Ocellularia nitida*



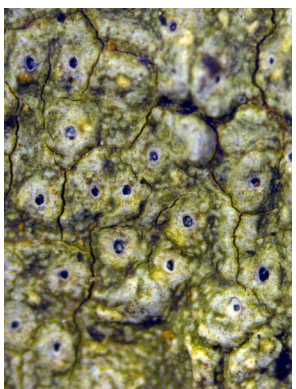
53 *Ocellularia nitida*



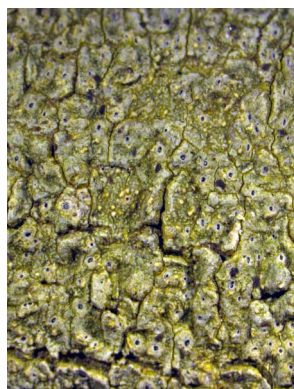
54 *Ocellularia nitida*
 Submuriform ascospores



55 *Ocellularia nitida*
 Submuriform ascospore



56 *Ocellularia papillata*



57 *Ocellularia papillata*



58 *Ocellularia papillata*
 Cross section through ascoma



59 *Ocellularia papillata*
 Transversely septate ascospores



60 *Ocellularia papillata*
 Transversely septate ascospores

co = columella, ex = exciple, hy = hymenium