

Izabella Redlinski - The Field Museum

Photos by: Susan Kirt and Iza Redlinski. Produced by: Iza Redlinski & Juliana Philipp  
© Keller Science Action Center, Field Museum

[fieldguides.fieldmuseum.org] [919] version 2 10/2017




**1** *Actaea pachypoda*  
**White baneberry/ Doll's eyes**  
Collect in Sept. Ivory white berries, each with a black dot; large compound leaves.



**2** *Alisma subcordatum*  
**Common water plantain**  
Collect Sept. – Oct. Conspicuous seed in small balls at the end of a peduncle.



**3** *Allium cernuum*  
**Nodding onion**  
Collect Sept. – Oct. Black & round seed when ripe. Capsules straw colored before dispersal.



**4** *Allium tricoccum*  
**Wild leek**  
Collect in Oct., in mesic woods. Seed is round, black and shiny.



**5** *Amorpha canescens*  
**Lead plant**  
Collect mid-Aug. – Oct. Remove hulls when cleaning, each pod contains 1 round seed.



**6** *Andropogon gerardii*  
**Big bluestem**  
Collect Oct. – Nov. Don't introduce too much seed into early restoration.



**7** *Anemone cylindrica*  
**Thimbleweed**  
Collect mid-Aug. – Oct. Seeds ready to harvest if peduncle brown. Leaves w/ 3 distinct lobes.



**8** *Arisaema triphyllum*  
**Jack-in-the-pulpit**  
Collect mid-Aug. – Sept. Clean seed within few days of collection while pulp is still soft.



**9** *Asclepias incarnata*  
**Swamp milkweed**  
Collect Sept. – Oct. Wait to collect until pods become brown. Do not burn the fluff to clean the seed.



**10** *Asclepias syriaca*  
**Common milkweed**  
Collect Sept. – Oct. Large pods with spikes. If pods do not have spikes and plant is shorter than it is *A. sulivantii*.



**11** *Asclepias tuberosa*  
**Butterfly weed**  
Collect Sept-mid Oct. Look for hirsute pod and stem. Seed ready when pod and seed are brown. Usually few pods/plant.



**12** *Baptisia* spp.  
**Wild indigo**  
Collect mid-Aug. – Sept. Remove seed from pods to prevent weevils from foraging. Scarify seed.

# Seed Heads of Common Native Plants of the Tallgrass Prairie Region

Izabella Redlinski - The Field Museum

Photos by: Susan Kirt and Iza Redlinski. Produced by: Iza Redlinski & Juliana Philipp  
© Keller Science Action Center, Field Museum

[fieldguides.fieldmuseum.org] [919] version 2 10/2017




**13** *Bouteloua curtipendula*  
**Side-oats grama**

Collect mid-Sept.– Nov.  
Knee-high grass with the seeds placed to one side. Dry prairies.



**14** *Camassia scilloides*  
**Wild hyacinth**

Collect mid-June to July.  
Careful while picking place entire seed head in bag.



**15** *Campanulastrum americanum*  
**Tall bellflower**

Collect mid-Sept.– Oct.  
Look for 5 sepals surrounding the seedpod. Place in bag to dry out.



**16** *Caulophyllum thalictroides*  
**Blue cohosh**

Collect mid-Aug. – early Nov.  
Keep seed refrigerated until sown.



**17** *Ceanothus americanus*  
**New Jersey tea**

Collect Mid Sept.– Oct.  
Seeds eject from capsules – bag seed heads. Scarify w/ hot water.




**18** *Cephalanthus occidentalis*  
**Buttonbush**

Collect Sept. – Oct.



**19** *Cinna arundinacea*  
**Common wood reed**

Collect mid-Oct. – Nov.  
When ready the panicle is brown, seed comes off easily.



**20** *Coreopsis palmata*  
**Prairie coreopsis**

Collect early Sept.– Nov.  
Look for distinctive 3-lobed leaves, plant up to 2.5 ft tall.



**21** *Coreopsis tripteris*  
**Tall coreopsis**

Collect mid-Sept – Nov.  
Pick entire dried flower head.  
Plant 3-8' tall, 3-lobed leaves.




**22** *Corylus americana*  
**American hazelnut/filbert**

Collect early Sept. – Oct.  
Sow fresh.



**23** *Dalea purpurea*  
**Purple prairie clover**

Collect early Sept. – Nov.  
Scarify seeds. If leaflets > 2mm wide then *D. candida*.



**24** *Desmodium* spp.  
**Tick trefoil**

Collect Sept. – Nov.  
Pick entire loments. ID species based on other characteristics.

Izabella Redlinski - The Field Museum

Photos by: Susan Kirt and Iza Redlinski. Produced by: Iza Redlinski & Juliana Philipp  
© Keller Science Action Center, Field Museum

[fieldguides.fieldmuseum.org]

[919] version 2 10/2017



25 *Echinacea purpurea*  
**Purple coneflower**

Collect mid-Sept.– Nov.  
Wear gloves while collecting  
or cut off seed head.



26 *Elymus canadensis*  
**Canada wild rye**

Collect mid-Sept. – Nov.  
Great in early restorations. Do  
not confuse with giant foxtail.



27 *Elymus virginicus*  
**Virginia wild rye**

Collect mid-Sept.- Oct. Stems  
erect, found in more moist  
habitats. Good in early restoration.



28 *Eryngium yuccifolium*  
**Rattlesnake master**

Collect late Aug. – Nov.  
Rough seed head, look for  
yucca-like leaves, cut seed head.



29 *Euphorbia corollata*  
**Flowering spurge**

Collect early Sept. (fruit  
explodes) Lime-green foliated  
stalk with umbel-like 3  
chamber seed head



30 *Eutrochium* spp.  
**Joe Pye weeds**

Collect mid Sept. – Oct. Check  
number whorled leaves & stem  
hairiness for species ID



31 *Fragaria virginiana*  
**Wild strawberry**

Collect June-early July  
Fruit is red when ripe. Often  
overlooked species in prairies.



32 *Gentiana alba*  
**Cream/yellowish gentian**

Collect mid-Sept – Oct.  
Flowers less closed than bottle  
gentian, more than prairie  
gentian.



33 *Geranium maculatum*  
**Wild geranium**

Collect mid to late June.  
Seeds explode – collect when  
brown and store in closed bag or  
net flower after fertilized.



34 *Helenium autumnale*  
**Sneezeweed**

Collect Sept. – Nov.  
Globe-like seed heads with  
fading petals underneath,  
delicate wings on stem.



35 *Hystrix patula*  
**Bottlebrush grass**

Collect Aug. – Oct.  
Unmistakable grass of savannas  
& woodlands. Collect by running  
your fingers up the culm.



36 *Juncus torreyi*  
**Torrey's rush**

Collect mid Aug. – Oct.  
0.5 inch wide globoid seeds  
w/ long pointy capsules.

# Seed Heads of Common Native Plants of the Tallgrass Prairie Region

Izabella Redlinski - The Field Museum

Photos by: Susan Kirt and Iza Redlinski. Produced by: Iza Redlinski & Juliana Philipp  
© Keller Science Action Center, Field Museum

[fieldguides.fieldmuseum.org] [919] version 2 10/2017




37 *Lespedeza capitata*  
**Round-headed bush clover**  
Collect Aug. – mid-Sept.  
Pick entire head, beans can be shaken out of ripe seed head.



38 *Liatris aspera*  
**Rough blazing star**  
Collect Oct. – Nov.  
Pick when pappus is fluffy and brownish at bottom



39 *Liatris spicata*  
**Marsh blazing star**  
Collect late Sept. – mid Oct.  
*L. pycnostachya* looks very similar except w/ reflexed bracts.



40 *Lindera benzoin*  
**Spicebush**  
Collect late Summer.  
Soak in water for 24 hours and cold stratify for 120 days.




41 *Lithospermum canescens*  
**Hoary puccoon**  
Collect mid-to late July. Seed white, marble-like, rolls off easily.



42 *Lobelia cardinalis*  
**Cardinal flower**  
Collect Oct. – Nov.  
Not all pods develop at once.



43 *Ludwigia alternifolia*  
**Seedbox**  
Collect end of Aug. – Sep.



44 *Monarda fistulosa*  
**Wild bergamot**  
Collect early Sept. – Nov.  
Pick entire head when brown.



45 *Panicum virgatum*  
**Switchgrass**  
Collect Sept. – Oct.  
Can be aggressive, plant minimally in a restoration.



46 *Parthenium integrifolium*  
**Wild quinine**  
Collect Aug. – Nov.  
Check for seeds, harvest entire seed head, produces little seed.



47 *Penstemon digitalis*  
**Foxglove beardtongue**  
Collect Oct. – Nov.  
Capsule needs to be crushed to release seed, can use rolling pin.



48 *Physostegia virginiana*  
**Obedient plant**  
Collect mid-late Sept.  
Cut seed head, place upside down in paper bag.

Photos by: Susan Kirt and Iza Redlinski. Produced by: Iza Redlinski & Juliana Philipp  
© Keller Science Action Center, Field Museum

[fieldguides.fieldmuseum.org]

[919] version 2 10/2017



**49** *Polygonatum bliforum* var. *commutatum*  
**Solomon's seal**  
Collect Sept. – Nov.  
If possible do not let berries dry.



**50** *Pycnanthemum virginianum*  
**Common mountain mint**  
Collect early Sept – early Nov.  
Ready seed is brown with grayish hue.



**51** *Ratibida pinnata*  
**Yellow coneflower**  
Collect mid-Aug. – Nov.  
Seed head crumbles in fingers when ready, pick entire head.



**52** *Rhus copallinum*  
**Winged sumac**  
Collect early to mid – Nov.  
Spread before it dries out completely.



**53** *Rosa blanda*  
**Pasture rose**  
Collect mid Sept.– Oct.  
Scarify seed with sandpaper, might need double dormancy.



**54** *Rudbeckia subtomentosa*  
**Sweet black-eyed susan**  
Collect late Sept. – Oct.  
Multiple seedheads from 1 stalk, while *R. hirta* 1 head/stalk.



**55** *Ruellia humilis*  
**Prairie petunia**  
Collect mid-Aug. – Nov.  
Collect seed when capsules still green but seed inside brown.




**56** *Schizachyrium scoparium*  
**Little bluestem**  
Collect mid-Sept. – Nov.  
Collect the fluff from the grass.



**57** *Scirpus atrovirens*  
**Dark green rush**  
Collect early Aug.– Sept.  
Produces a lot of tiny seed.



**58** *Scirpus cyperinus*  
**Woolgrass**  
Collect mid to late Aug.  
Species can be aggressive.



**59** *Silphium integrifolium*  
**Rosinweed**  
Collect Sept. – Oct.  
Collect entire seed head.



**60** *Silphium laciniatum*  
**Compass plant**  
Collect mid-Aug. – Nov.  
Collect entire seed head.

Seed Heads of Common Native Plants of the Tallgrass Prairie Region

Izabella Redlinski - The Field Museum

Photos by: Susan Kirt and Iza Redlinski. Produced by: Iza Redlinski & Juliana Philipp  
© Keller Science Action Center, Field Museum

[fieldguides.fieldmuseum.org]

[919] version 2 10/2017



61 *Silphium terebinthinaceum*  
**Prairie dock**

Collect in Sept. Look at leaf to identify species.



62 *Smilacina racemosa*  
**Feathery false Solomon's seal**

Collect Sep. – Oct.  
Conspicuous seed in small balls



63 *Smilax* spp.  
**Carrion flower**

Collect Sept. – Oct. Black & round seed when ripe inside fruit.



64 *Oligoneuron rigidum*  
**Stiff goldenrod**

Collect in Oct. when pappus turns fluffy.



65 *Sorghastrum nutans*  
**Indian grass**

Collect late Oct. – Nov.  
Seed strips easily with fingers, avoid using a lot in restoration.



66 *Spartina pectinata*  
**Prairie cordgrass**

Collect mid-Oct. – Nov.  
Recognizable by very long blades, golden yellow once ready.



67 *Sporobolus heterolepis*  
**Northern prairie dropseed**

Collect mid-Sept. – Oct.  
Each floret produces 1 shiny, round seed.



68 *Thalictrum dasycarpum*  
**Purple meadow rue**

Collect Aug. – Sept.



69 *Tradescantia ohioensis*  
**Common Ohio spiderwort**

Collect June – Sep.  
Has long bracts, collect when 2/3 of seeds are yellow or brown.



70 *Verbesina alternifolia*  
**Wingstem**

Collect Sept – Nov.  
Wings on the stem but unlike sneezeweed, seed is flat.



71 *Vernonia* spp.  
**Ironweed**

Collect mid-Sept-Nov.  
Use other characteristics to distinguish among species.



72 *Zizia aurea*  
**Golden Alexanders**

Collect Aug. – Nov.  
Seed easily comes off the umbel, remove entire seed head.

**References:** North Branch Restoration Project Seed Book from EPA Greenacres <https://archive.epa.gov/greenacres/web/html/index-3.html>; Williams, Dave. 2016. The Prairie in Seed Identifying Seed-Bearing Prairie Plants in the Upper Midwest. University of Iowa Press; DuPage County Forest Preserves Seed Collectors Database; Wilhelm & Rericha. 2017. Flora of the Chicago Region; SusanKirtPhotography.com.