



WHAT'S NEW | PUBLIC

Feature Pack 2211 | 24.11.2022

## **SAP Enable Now** What's New

# Table of Contents

<b>Introduction.....</b>	<b>3</b>
Further Information.....	3
Improvement Requests and Product Development .....	4
Did you know that SAP offers real-time support? .....	4
<b>General Changes and What's New.....</b>	<b>5</b>
Web-Based Recording of Simulations .....	5
Optimized Server Settings .....	6
SAP Companion in Manager .....	6
Display of Supported Languages for Machine Translation .....	7
SAP Enable Now on Amazon Web Services .....	7
SAP Enable Now Manager in SUSE-Linux Environment .....	7
<b>Rapid Learning and Simulations.....</b>	<b>8</b>
Embedding Videos in Texts .....	8
Specifying Possible Attempts in Test Mode .....	8
<b>In-App Help.....</b>	<b>9</b>
SAP Companion Default Content for SAP Concur.....	9
Customer-Specific Content for SAP Marketing Cloud .....	9
Improved Dialog Box “No Help Content”.....	10
Display Help Bubbles on Hover .....	11
Add Videos via Embedded Code .....	12
API Links for SAP Companion.....	13
Check for Duplicate Projects.....	13
Automatic Correction of Blurred Content in Lightboxes .....	14
<b>Analysis and Reports.....</b>	<b>15</b>
Optimized User Interface .....	15
Unified Export Functions.....	15

# Introduction

This document gives you an overview of the changes in the latest version of SAP Enable Now **2211** compared to version SAP Enable Now.

The changes are divided into the following areas:

- **New Function:** Describes a new function that is not based on existing functions.
- **Enhancement:** Describes an extension added to an existing function.
- **Optimization:** Describes improvements to an existing function.

## **i** Note for SAP Enable Now On-Premise

Before installing the new release, make sure that you have made all preparation steps for the product update and content migration. For more information, see [SAP Enable Now Upgrade Guide](#).

## Further Information



### Info Center

Product training, content and templates, additional information...

[Go to Info Center](#)



### SAP Help Portal

Product manuals, installation guides, upgrade and security information...

[Go to SAP Help Portal](#)



### SAP Enable Now Community

Register for the latest news from the SAP Enable Now teams. Stay up-to-date with all improvements and changes.

[Go to SAP Community](#)



### Product Availability Matrix

Technical release information about the current version, such as browser- and application support, as well as SAP Companion availability.

[Go to Product Availability Matrix](#)



### Release Cycle and Maintenance Plan

Get an overview of the release cycle of SAP Enable Now as well as supported releases and release numbers in use.

[Go to Info Center](#)

## > Tip

Use the [Enable Now](#) button to gain access to the interactive training materials, and further information about news and changes, in the **SAP Enable Now Info Center** (registration required).

## Improvement Requests and Product Development



### Improvement Requests

Do you have improvement requests for SAP Enable Now? Tell us on the SAP Customer Influence page. Your input is important for us and helps us to evaluate your queries, give feedback, and take into account by priority for future planning. For more information about the process and participating, see the SAP Enable Now page:

[Go to SAP Customer Influence](#)



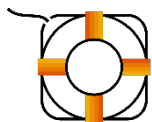
### Product Development

With the SAP Customer Engagement Initiative (CEI), you as an SAP customer or partner get early insights into product development by SAP and work directly with developers to define and shape future product directions.

The SAP Enable Now team offers customers interesting possibilities to influence the development of SAP Enable Now.

[Go to SAP Customer Engagement Initiative](#)

## Did you know that SAP offers real-time support?



Have you already tried Expert Chat, which is now also available for SAP Enable Now? This support channel for Expert Chat is most suited to new problems with middle- or high priority.

Expert Chat offers the following:

- Real-time support by an SAP product support expert
- Ability to check released folders
- Quicker solutions, compared to an incident created in Launchpad

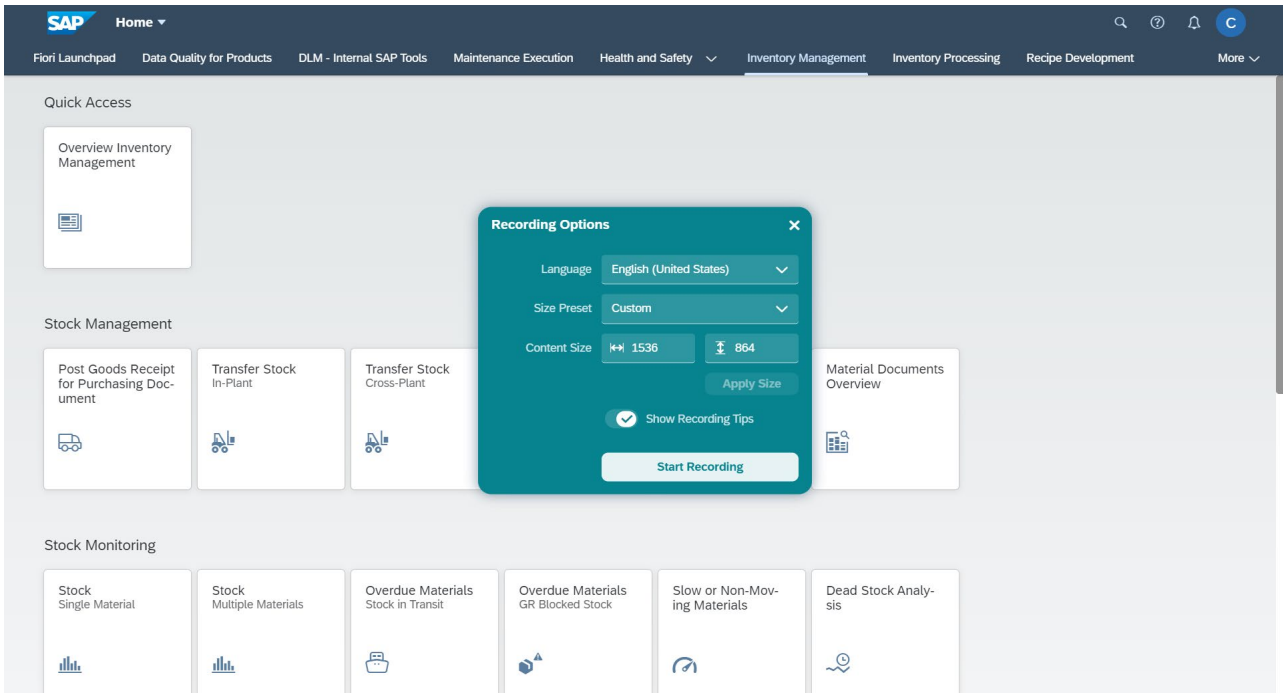
For more detailed information about the first steps, see [SAP Knowledge Database Article](#).

[Start Expert Chat](#)

[Go to FAQs](#)

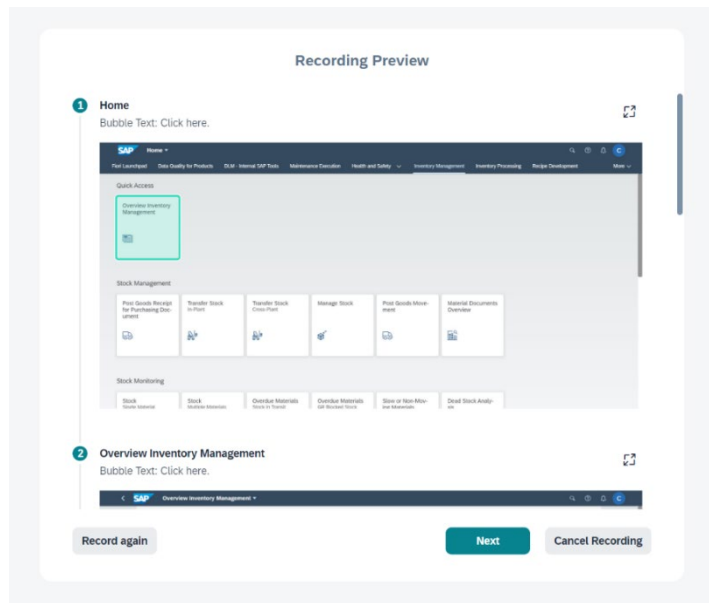
# General Changes and What's New

## Web-Based Recording of Simulations



With new web-based recording, you can quickly and simply record simulations of your Web applications in the browser. This is done in the [Web Recorder](#) browser extension. No client installation is required and both PC- and Mac users can create simulations. Recording is started directly from Manager, where authors can choose between desktop-based and web-based recording. Step-by-step instructions grant each author and subject expert a simple entry point for making professional simulations immediately.

Web-based recordings can be made in [Microsoft Edge](#) and [Google Chrome](#).



New Feature Manager

[Watch the Video](#)

[Enable Now](#)

## Optimized Server Settings

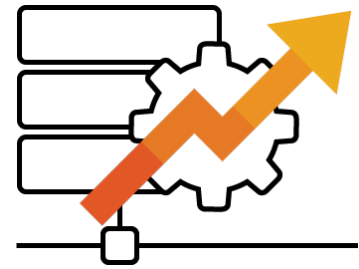
The user interface for server settings has a new layout and was restructured to increase user friendliness when configuring the Manager. This lets you configure your Manager quicker and more easily.

Thematic settings pages and categories for grouping settings simplify orientation and navigation, as well as finding required settings. Modern control elements improve the setting of individual values. You can find and process the settings you want directly by using a filter.

If you change a setting, this shows a green dot as an icon. This lets you see at a glance whether a setting is a default or uses your configuration. When hovering over a changed setting, the [Restore Default Configuration Value](#) button is displayed, with which you can reset the setting to the default. You can use the [Reset All](#) button to reset your existing configurations completely to defaults.

Find the server settings under [Administration > Server Settings](#) in your Manager.

**Tip:** In the server settings, SAP Companion is available to you via the [Open Help](#) button to support you in configuring your Manager.

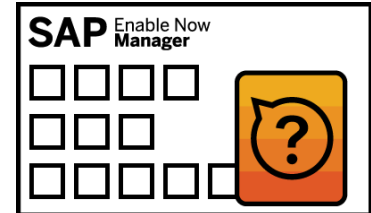


Optimization Manager (HANA/Cloud)

[Enable Now](#)

## SAP Companion in Manager

SAP Companion was activated by default in Manager to provide you with support at all times when using Manager. Control elements, processes, and concepts are explained in Manager by using comprehensive help content. You can call SAP Companion by pressing the [Open Help](#) button or the [F1](#) key, as well as clicking the control element icons.



If you want to deactivate SAP Companion, you can do this in the [Activate SAP Companion](#) setting under [Server Settings > Features > SAP Companion for Manager](#).

Enhancement Manager



## Display of Supported Languages for Machine Translation

When translating content with machine translation in Producer, only the languages supported by [SAP Translation Hub](#) are displayed in the language selection. This gives you a clear list of possible languages.

With the new [Display All Languages](#) option, you can also display all language content supported by SAP Enable Now if required. If an unsupported language is selected, it is translated in a supported alternative language. The translated objects then get the language setting of the selected language. This enables you to maintain content structures corresponding to the languages you use.

**Example:** *German (Swiss)* is translated as *German (Germany)* but is given the language property *German (Swiss)*.



Optimization Producer

---

## SAP Enable Now on Amazon Web Services

SAP Enable Now Manager (On-Premise) HANA option can now also be installed on Amazon Web Services. This makes installation more flexible in your preferred cloud infrastructure.

For more information about installation, see [Manager Installation Guide \(HANA\)](#).



Enhancement Manager (HANA On-Premise)

---

## SAP Enable Now Manager in SUSE-Linux Environment

SAP Enable Now Manager (On-Premise) HANA option can now also be installed under SUSE Linux. This makes installation more flexible in your preferred operating system.

For more information about installation, see [Manager Installation Guide \(HANA\)](#).



Enhancement Manager (HANA On-Premise)

---

# Rapid Learning and Simulations

## Embedding Videos in Texts

In Text Editor, you can now embed videos for your learning content as iFrame. This enables you to use videos from your preferred video platform such as YouTube, dailymotion, Vimeo, or SAP Media Share with the configurations you want. Furthermore, it simplifies the use of videos, because the files are not imported into SAP Enable Now.

To do this, the *Insert Video* dialog includes the *Embed* button. On the associated page, you can insert the iFrame code for your video.




**Enhancement** Producer, Instant Producer, Manager, SAP Companion

---

## Specifying Possible Attempts in Test Mode

In test mode in simulations, a note is displayed for an incorrect action, and the action can be attempted up to three times by the learner. This behavior has been enhanced and now between 1 and 5 attempts can be specified for each action. If only one attempt is specified, an error results in jumping to the next action by clicking *Next* and the button for repeating the action is not displayed.



To do this, the *Playback Settings > General* have the new parameter *Points per Step*. The default value is *3*. If you set the value to *1*, the action cannot be repeated.

**Enhancement** Producer, Manager

---



# In-App Help

## SAP Companion Default Content for SAP Concur

Accelerate your SAP Concur user onboarding with SAP's free, ready-to-use, default adoption content.



To actively drive the adoption of SAP Concur in your business, as SAP Enable Now customers, you can now download default in-app and e-learning content for SAP Concur.

You'll find several in-app tours, guiding the user through the most important processes and tutorials that you can also include in your onboarding courses via your learning management system. You can then update this content easily to match your SAP Concur application, using SAP Companion and SAP Enable Now.

- Download SAP Concur standard content from our [Info Center](#)
- See how to activate SAP Companion for SAP Concur in [SAP Companion Integration Guide](#)
- See how to you include Learning content in SAP Companion in [SAP Companion Authoring Guide](#)

Enhancement SAP Companion

---

## Customer-Specific Content for SAP Marketing Cloud

For SAP Marketing Cloud, it is now possible to create your own SAP Companion content to adjust SAP Companion to customer-specific requirements.

Create your own context help, guided tours, and embedded learning to ensure acceptance and increase productivity from the off.

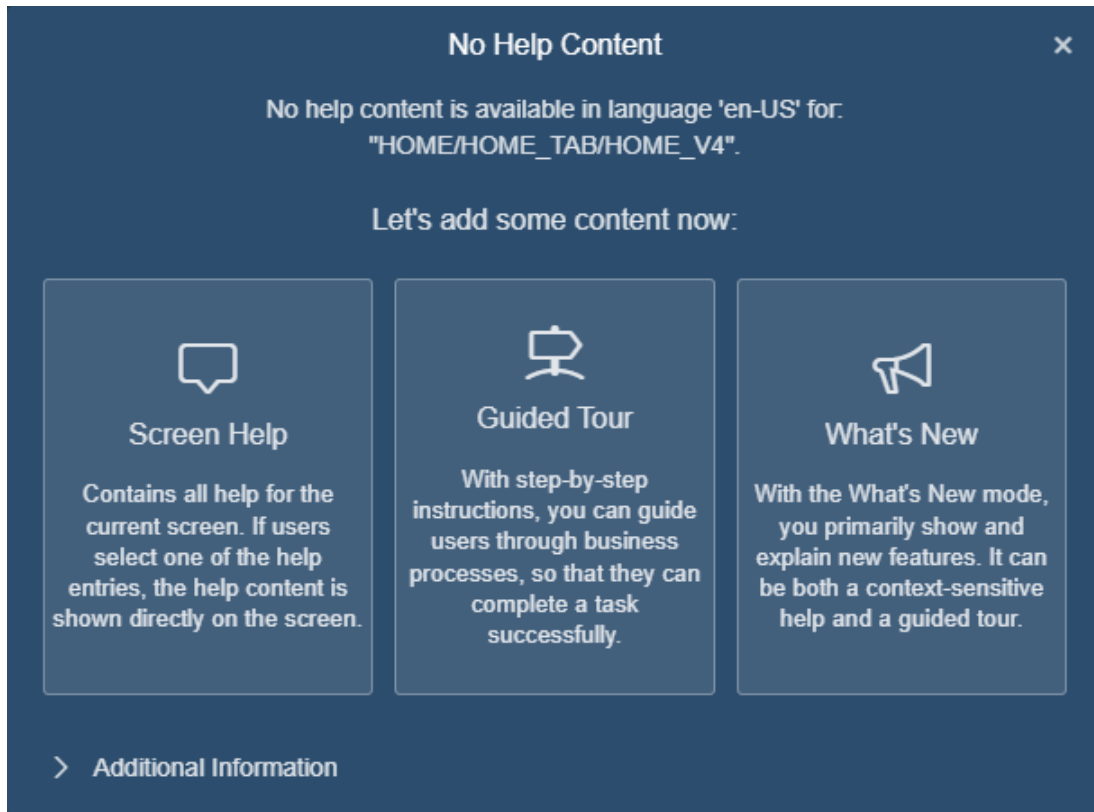
For more information, see [SAP Companion Integration Guide](#).



Enhancement SAP Companion

---

## Improved Dialog Box “No Help Content”



If no help content is available for an app or a screen, a dialog box is displayed. This was improved to support authors when creating new content.

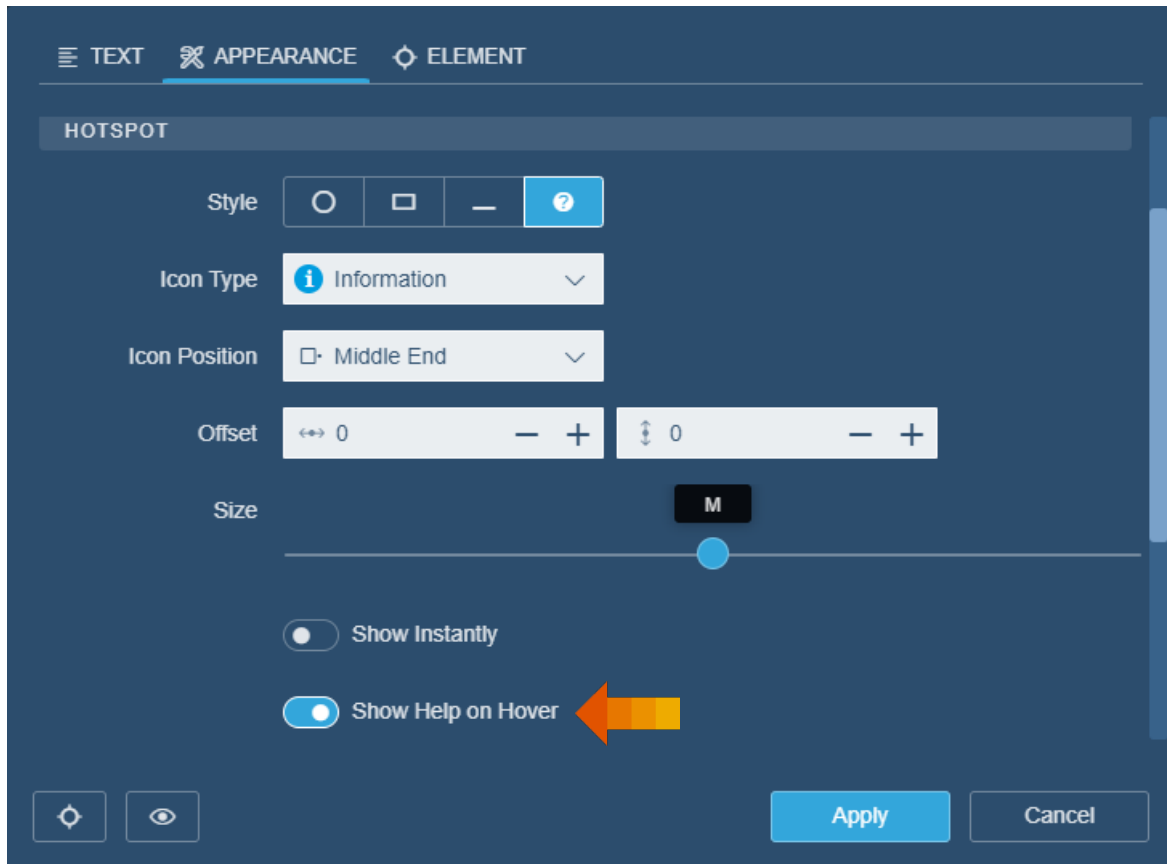
The available options are now shown more clearly in action buttons. Short descriptions explain which types of help content can be created.

Technical details were moved to the [Additional Information](#) section.

**Optimization** SAP Companion

---

## Display Help Bubbles on Hover

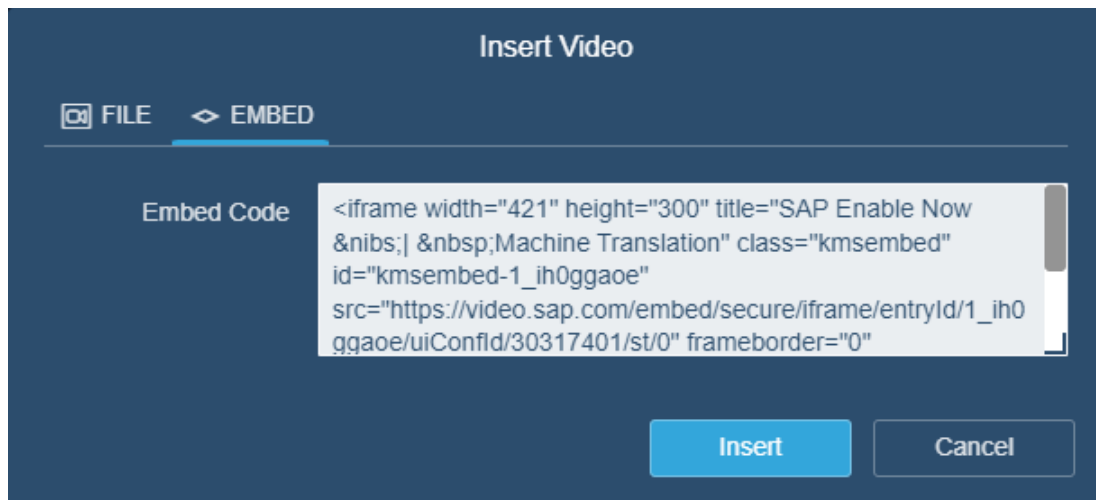


Help bubbles can now be displayed directly when the user hovers the cursor over the hotspot. This allows better use of the content. For example, you can provide help content for popup dialog boxes that close automatically after you click another location outside (for example, the hotspot). You can also create note bubbles that function like tooltips.

Activate the *Show Help on Hover* option on the *Appearance* tab page in the *Hotspot* section. If this option is active, the help bubble is displayed after you hover over the hotspot and is closed shortly after you leave the hotspot.

**Enhancement** SAP Companion

## Add Videos via Embedded Code



In SAP Companion editor, you can add videos in context help bubbles and guided tours.

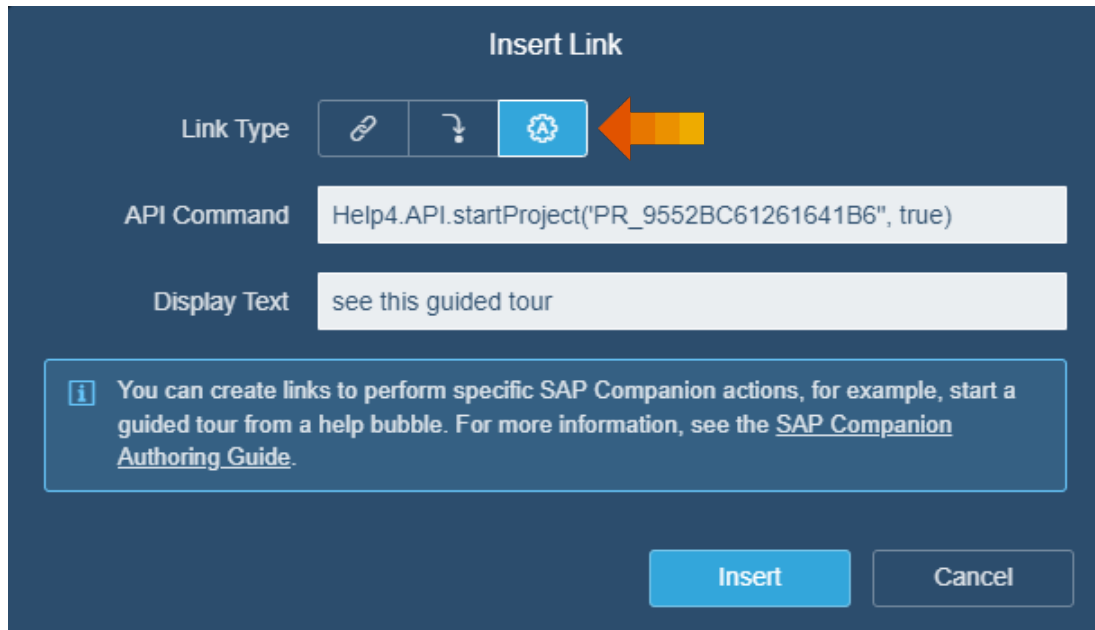
You can now also add videos from video platforms such as YouTube, dailymotion, Vimeo, or SAP Media Share via embedded code.

Replace a video by double-clicking it or choosing the *Process Video* option in the *Add* menu.

**Enhancement** SAP Companion

---

## API Links for SAP Companion



The [Add Link](#) function in the Add menu for bubble text supports a new link type:

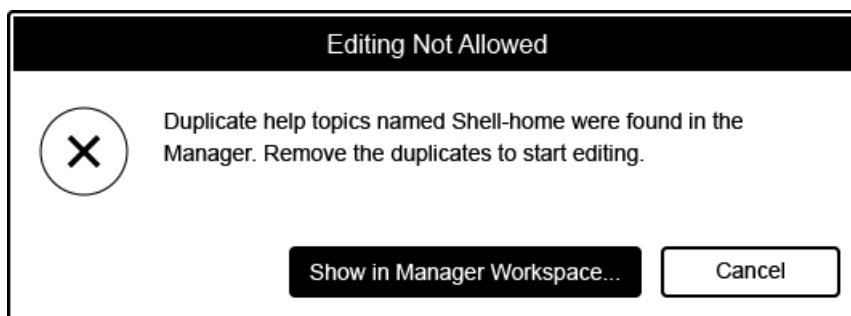
You can now add an API command link to do specific SAP Companion actions, for example, start a guided tour from a help bubble.

For a list of available actions, see SAP Companion Authoring Guide, chapter [Link to SAP Companion Actions for API Command](#).

**Enhancement** SAP Companion

---

## Check for Duplicate Projects



Sometimes, duplicate help projects are created in in SAP Enable Now Manager, for example, if write authorization is not available for the original project.

Such duplicates are now recognized by SAP Companion Editor and authors are notified when they attempt to process them.

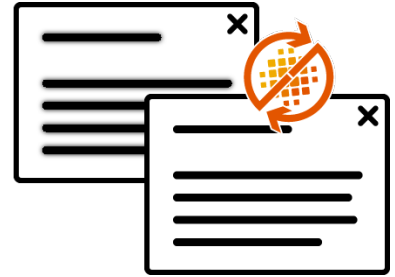
Duplicates can be found and deleted via a direct link to Manager.

**Optimization** SAP Companion

---

## Automatic Correction of Blurred Content in Lightboxes

If you use odd numbers for the width or height of a lightbox, the text can be blurred. This is now corrected automatically by always using the next highest even number.



Optimization SAP Companion

---

# Analysis and Reports

## Optimized User Interface

The following reports and views have received an optimized user interface:

- **Report Planner**  
The overview of the created report planner was revised to give a better overview of existing subscriptions. In this way, the respective report category is displayed with its name and icon, as are the subscription details. Additionally, you can process a report, log off from a report, or open a report directly with the specific filter.
- **Server Statistics**  
The server statistic overview was revised to give a better overview of Manager usage. Server statistics can now also be exported in Microsoft Excel, CSV, and JSON formats.



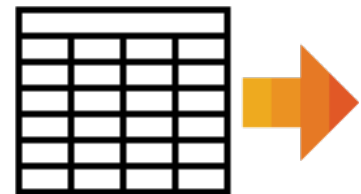
Optimization Manager (HANA/Cloud)

---

## Unified Export Functions

Export functions in the [Reporting](#) area were unified to provide Microsoft Excel and CSV formats as well as graphics consistently in the correct places.

Reports can now also be exported as JSON files to enable more versatile use of the exported data. This format can be used, for example, for importing reports in BI applications.



Optimization Manager

---



# Important Disclaimers on Legal Aspects

This document is for informational purposes only. Its content is subject to change without notice, and SAP does not warrant that it is error-free. SAP MAKES NO WARRANTIES, EXPRESS OR IMPLIED, OR OF MERCHANTABILITY, OR FITNESS FOR A PARTICULAR PURPOSE.

## Coding Samples

Any software coding and/or code lines/strings ("Code") included in this documentation are only examples, and are not intended to be used in a productive system environment. The example code is only intended to better explain and visualize the syntax and phrasing rules of certain coding. SAP does not warrant the correctness and completeness of the Code given herein, and SAP shall not be liable for errors or damages caused by the usage of the Code, unless damages were caused by SAP intentionally or by SAP's gross negligence.

## Accessibility

The information contained in the SAP documentation represents SAP's current view of accessibility criteria as of the date of publication; it is in no way intended to be a binding guideline on how to ensure accessibility of software products. SAP specifically disclaims any liability with respect to this document and no contractual obligations or commitments are formed either directly or indirectly by this document.

## Gender-Neutral Language

As far as possible, SAP documentation is gender neutral. Depending on the context, the reader is addressed directly with "you", or a gender-neutral noun (such as "salesperson" or "working days") is used. If when referring to members of both sexes, however, the third-person singular cannot be avoided or a gender-neutral noun does not exist, SAP reserves the right to use the masculine form of the noun and pronoun. This is to ensure that the documentation remains comprehensible.

## Internet Hyperlinks

The SAP documentation may contain hyperlinks to the Internet. These hyperlinks are intended to serve as a hint about where to find related information. SAP does not warrant the availability and correctness of this related information or the ability of this information to serve a particular purpose. SAP shall not be liable for any damages caused by the use of related information unless damages have been caused by SAP's gross negligence or willful misconduct. For more information about link classification, see:

<http://help.sap.com/disclaimer>.

© 2022 SAP SE or an SAP affiliate company. All rights reserved.