



**AUDIO**

**2022**  
**PRODUCT**  
**CATALOG**

NORTH AMERICA  
UPDATED: JANUARY 2022



# TABLE OF CONTENTS

**3**

## Installation Accessories

- DC Power Supply
- Sound Mat
- Z-Wire
- Enclosure Building Accessories

**5**

## Signal Processors

- Passive Crossovers
- Line Output Converters
- DSP
- Bass Enhancement

**7**

## Amplifiers

- D Series
- M Series

**10**

## Speakers

- E Series
- D Series
- C Series
- A Series

**15**

## Pro Audio Speakers

- Pro-Tweeters
- Pro-Midrange
- Pro-Woofer

**20**

## Loaded Enclosures

- Sealed Enclosure
- Ported Enclosure
- Boat Tower Cans

**22**

## Subwoofers

- Hi-Def Tuned
- Power Tuned

**37**

## Headphones

- Wired Headphones
- Bluetooth Headphones

# INSTALLATION ACCESSORIES

Building a great sounding mobile audio system starts with proper installation. All of our installation accessories utilize the best materials available each designed with the installer and peak equipment performance in mind.



## SPS100.4

### 100 Amp DC Power Supply

110/220ACV to 10-16 DCV

100 Amp

- Adjustable Voltage 10V-16V
- 0 Gauge Power Terminals
- Linkable - Up To 4 Units
- Thermal and Overload Protection w/ Cooling Fans
- Remote Mount LCD Voltage Display



## EA3.1

### Sound Mat

42.64sq Feet Total Coverage (15.75 in W x 32.8 ft L / 40cm W x 10m L)

3mm Total Sheet Thickness

- High-Grade Butyl Rubber and Polymer Composite
- 100-Micron Thick Black Aluminium Top Sheet
- High-Temperature Resistant
- Really Sticky Self-Adhesive
- Handy Bulk Roll Dispenser Packaging



## Z-Wire RCA

### Modular RCA System

Interconnect Cable, Male Connector, Female Connector, Y Adapter

- Solderless/Crimless Connectors
- Cut To Length Cable
- 5-Way Noise Rejection
- Ultra Low Signal Resistance
- 24 Gauge OFC Cable Center Conductor




## Z-Wire

### Speaker Wire

16, 12 AWG

- Tinned 100% OFC
- Soft Touch Jacket
- Ultra Flexible
- 1ft Length Markings
- Round/Square Cable Jackets



## Z-Wire

### Power Cable

10, 8, 4, 0 AWG

Red, Black

- Tinned 100% OFC
- Soft Touch Jacket
- Ultra Flexible
- 1ft Length Markings
- Tru-ID AWG Spec



## Port Kit

### 3" Aero Port Kit

3 Piece Assembly: Outer Flange, Tube, Inner Flange

- 3" Tube Diameter
- 19.7" Total Length with Flanges
- Durable ABS Plastic Construction
- Easy to Trim / Tune
- DD Audio Logos on Outer End Flange



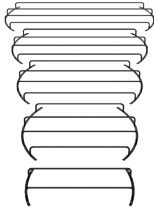
# INSTALLATION ACCESSORIES

Building a great sounding mobile audio system starts with proper installation. All of our installation accessories utilize the best materials available each designed with the installer and peak equipment performance in mind.



**TCUP**  
**Enclosure Terminal Cups**  
 Single and Dual Terminal

- Screw/Banana Terminals
- Durable ABS Plastic Construction
- Molded DD Audio Logos
- Parallel Wiring Jumpers on the Dual Terminal



**GR**  
**Subwoofer Bar Grills**  
 6.5", 8", 10", 12", 15", 18"

- Works w/ High Excursion Subs
- Metal Construction
- Paintable

# SIGNAL PROCESSORS

To achieve the desired system performance it's sometimes necessary to alter the audio signal from its pre-amp or post-amp waveform. DD offers a full line of passive and active solutions allowing you to bend those frequencies to your will.



## TXOHP

**Tweeter Crossover, HP 4kHz @ 4Ω, 12dB/Oct**

- Metalized Polypropylene Capacitors
- Copper Coils
- 3dB Attenuation Jumper



## CX02

**2-Way Component Crossover, Mid LP 4.5kHz @ 4Ω, Tweeter HP 4.5kHz @ 4Ω, 12dB/Oct**

- Metalized Polypropylene Capacitors
- Copper Air Core Coils
- 3dB Attenuation Jumper for Tweeter
- Spring Terminals



## SC-2

**2 Channel Line Output Converter**

2ch In to 2ch Out

- Selectable Max Input Voltage 20V/40V
- 10v Max Output
- OEM Load Detect Compatible
- Signal Sense Turn On
- Selectable Ground Isolation




## SC-4a

**4 Channel Line Output Converter**

4ch In to 4ch Out

- Input Summing
- 10v Max Output
- OEM Load Detect Compatible
- Signal Sense Turn On
- Selectable Ground Isolation



## SC-6a

**6 Channel Line Output Converter**

6ch In to 6ch Out

- Input Summing
- 10v Max Output
- OEM Load Detect Compatible
- Signal Sense Turn On
- Selectable Ground Isolation



## DSI-3

**Digital Signal Processor**

6ch In to 12ch Out

- Built-In Bluetooth
- 31 Band Parametric/Graphic EQ
- PC, iOS, and Android App Interfaces
- High Level and Low Level Inputs
- Input Summing

# SIGNAL PROCESSORS

To achieve the desired system performance it's sometimes necessary to alter the audio signal from its pre-amp or post-amp waveform. DD offers a full line of passive and active solutions allowing you to bend those frequencies to your will.



## DSI-3RMT

Optional Wired Remote for the DSI-3

- Preset Selection Control
- Master Volume Control
- Independent Ch 11/12 Level Control



## BSI

Bass Signal Interface

2ch In to 2ch Out

- Restore, Enhance, and Boost Subwoofer Frequencies
- Variable Parametric Bass Tuning
- Multifunction Wired Remote Included
- High Level and Low Level Inputs
- Output Clipping Indicator



## BSI-RMT

Replacement Wired Remote for the BSI

- Master Volume Control
- Effect On/Off
- Effect Level



## ZVL

Multi-Amp Sync Module

2ch In to 10ch Out

- Link and Control Multiple Amplifiers
- Strap and Control Multiple Amplifiers
- Active RCA Signal Distribution
- Link Multiple ZVL Units Together
- Compatible with All Amplifiers

# D SERIES AMPLIFIERS

D Series Amplifiers are designed to be the best on the market for the everyday mobile audio enthusiast. These Class D amplifiers feature compact chassis, superb sound quality, reliable circuits, and powerful output sections. They're available in several channel and power configurations assuring there's a D Series amplifier for almost every system application.



## D4.100a

### D Series 4-Channel Amplifier

100w x 4 @ 4Ω, 160w x 4 @ 2Ω

7" x 4" x 1.7"

- Water Resistant Conformal Coated Circuitry
- 4 Gauge Power / 12 Gauge Speaker Terminals
- Differential RCA Inputs
- Variable HP/LP/BP Crossovers
- Clipping Indicators



## D4.200

### D Series 4-Channel Amplifier

200w x 4 @ 4Ω, 370w x 4 @ 2Ω, 550w x 4 @ 1Ω

10.5" x 7" x 2"

- Water Resistant Conformal Coated Circuitry
- 2 Gauge Power / 12 Gauge Speaker Terminals
- 1Ω Stereo Stable
- Variable HP/LP/BP Crossovers
- Clipping Indicators



## D5.350

### D Series 5-Channel Amplifier

85w x 4 @ 4Ω, 140w x 4 @ 2Ω + 350 x 1 @ 1Ω

9.8" x 4" x 1.7"

- Water Resistant Conformal Coated Circuitry
- 4 Gauge Power / 12 Gauge Speaker Terminals
- Differential RCA Inputs
- Variable HP/LP/BP Crossovers
- Clipping Indicators



## D600

### D Series Monoblock Amplifier

600w x 1 @ 1Ω

6.3" x 4" x 1.7"

- RCA Signal Pass Through
- 4 Gauge Power / 12 Gauge Speaker Terminals
- Differential RCA Inputs
- 24dB/Oct bandpass filters
- Includes Mini Remote



## D1100

### D Series Monoblock Amplifier

1100w x 1 @ 1Ω

8.7" x 4" x 1.7"

- RCA Signal Pass Through
- 4 Gauge Power / 12 Gauge Speaker Terminals
- 1Ω Stereo Stable
- 24dB/Oct bandpass filters
- Includes Mini Remote



## DM1500a

### D Series Monoblock Amplifier

1500w x 1 @ 1Ω

13.5" x 7" x 2"

- Strappable
- 0 Gauge Power / 12 Gauge Speaker Terminals
- 5-way Protection
- 24dB/Oct bandpass filters
- Includes Remote w/ Clipping and Low Voltage Indicators

# D SERIES AMPLIFIERS

D Series Amplifiers are designed to be the best on the market for the everyday mobile audio enthusiast. These Class D amplifiers feature compact chassis, superb sound quality, reliable circuits, and powerful output sections. They're available in several channel and power configurations assuring there's a D Series amplifier for almost every system application.



## DM2500a

### D Series Monoblock Amplifier

2500w x 1 @1Ω

19.75" x 7" x 2"

- Strappable
- 0 Gauge Power / 12 Gauge Speaker Terminals
- 5-way Protection
- 24dB/Oct bandpass filters
- Includes Remote w/ Clipping and Low Voltage Indicators



## DMRMT

### D/DM/C Series Remote

Current Compatibility: DM1500a, DM2500a, ZVL

Discontinued Compatibility: DM500, DM1000, C4.60, C4.100, C2.100, C2.150



## DRMT3

### New D Series Remote

Current Compatibility: D5.350, D600, D11000



# M SERIES AMPLIFIERS

The M Series have been DD Audio's sub stage workhorses for well over a decade. These premium quality amps are over built to over deliver.



## M2000

### M Series Monoblock Amplifier

2000 x 1 @ 1Ω

9.5" x 9" x 2.6"

- ZVL Input
- 0 Gauge Power / 10 Gauge Speaker Terminals
- 5-way Protection
- 24dB/Oct bandpass filters
- Includes Remote w/ LCD Voltage, Clipping and Low Voltage Indicators



## M4000

### M Series Monoblock Amplifier

4,000 x 1 @ 1Ω

13" x 9" x 2.6"

- ZVL Input
- Dual 0 Gauge Power / 10 Gauge Speaker Terminals
- 5-way Protection
- 24dB/Oct bandpass filters
- Includes Control w/ LCD Voltage, Clipping and Low Voltage Indicators



## M8000

### M Series Monoblock Amplifier

8,000 x 1 @ 1Ω

17.75" x 9" x 2.6"

- ZVL Input
- Tri 0 Gauge Power / 10 Gauge Speaker Terminals
- 5-way Protection
- 24dB/Oct bandpass filters
- Includes Remote w/ LCD Voltage, Clipping and Low Voltage Indicators



## VMRMT-8

### M Series Remote - 8 Pin Connector

Current Compatibility: M2000, M4000, M8000, ZVL

Discontinued Compatibility: M3d, M5a

# E SERIES COMPONENTS AND COAXIALS

The E Series Speakers are perfect for an instant factory system upgrade or an all out custom audio build. They offer high-end features and outstanding sound that rivals much more expensive speakers.



**EC6.5**  
**E Series 6.5" Component Set**

50w-100w  
Mounting Diameter - 5.625"  
Mounting Depth - 2.5"

- Injection Molded Poly Cone
- Stamped Steel Frame
- 20mm Soft Dome Tweeter
- 2-Way Crossovers
- 4Ω



**EX2.75**  
**E Series 2.75" Midrange**

25w-75w  
Mounting Diameter - 2.68"  
Mounting Depth - 1.4"

- Injection Molded Poly Cone
- Stamped Steel Frame
- 3.5" Adapter Plate
- 4Ω



**EX4**  
**E Series 4" Coaxial**

25w-100w  
Mounting Diameter - 4"  
Mounting Depth - 1.875"

- Injection Molded Poly Cone
- Stamped Steel Frame
- 20mm Mylar Dome Tweeter
- 4x6" Adapter Plate
- 4Ω



**EX5.2**  
**E Series 5.2" Coaxial**

25w-100w  
Mounting Diameter - 4.625"  
Mounting Depth - 2.25"

- Injection Molded Poly Cone
- Stamped Steel Frame
- 20mm Mylar Dome Tweeter
- 4Ω



**EX6.5**  
**E Series 6.5" Coaxial**

25w-100w  
Mounting Diameter - 5.625"  
Mounting Depth - 2.5"

- Injection Molded Poly Cone
- Stamped Steel Frame
- 20mm Mylar Dome Tweeter
- 4Ω



**EX5X7**  
**E Series 5x7" Coaxial**

25w-100w  
Mounting Diameter - 5x7"  
Mounting Depth - 2.25"

- Injection Molded Poly Cone
- Stamped Steel Frame
- 20mm Mylar Dome Tweeter
- 4Ω

# E SERIES COMPONENTS AND COAXIALS

The E Series Speakers are perfect for an instant factory system upgrade or an all out custom audio build. They offer high-end features and outstanding sound that rivals much more expensive speakers.



## EX6X9

### E Series 6x9" 3-Way Coaxial

25w-100w

Mounting Diameter - 6x9"

Mounting Depth - 2.56"

- Injection Molded Poly Cone
- Stamped Steel Frame
- 20mm Mylar Dome Tweeter
- 2" Mylar Midrange
- 4Ω

# D SERIES COMPONENTS AND COAXIALS

The D Series components and coaxials are high tech, high fidelity speakers designed for the listener wanting to go well beyond the standard factory upgrade.



**T2b**  
**25mm Cloth Dome Tweeter**

25w-150w  
Mounting Diameter - 1.62"  
Mounting Depth - 0.71"

- Multiple Mounting Options w/ Included Hardware
- 4Ω



**DC6.5a**  
**6.5" Component Set**

50w-150w  
Mounting Diameter - 5.6"  
Mounting Depth - 2.4"

- Aluminum Cone
- Stamped Steel Frame
- 25mm Cloth Dome Tweeter
- Separate Tweeter and Mid Crossovers
- 4Ω



**DC6X9a**  
**6x9" Component Set**

50w-125w  
Mounting Diameter - 6x9"  
Mounting Depth - 2.4"

- Acoustically Treated Pulp Cone
- Stamped Steel Frame
- 25mm Cloth Dome Tweeter
- Separate Tweeter and Mid Crossovers
- 4Ω



**DX6.5a**  
**6.5" Coaxial**

50w-150w  
Mounting Diameter - 5.6"  
Mounting Depth - 2.4"

- Acoustically Treated Pulp Cone
- Stamped Steel Frame
- 25mm Cloth Dome Tweeter
- Copper Pole Cap
- 4Ω



**DX5X7**  
**5x7" Coaxial**

50w-150w  
Mounting Diameter - 5x7"  
Mounting Depth - 2.3"

- Acoustically Treated Pulp Cone
- Stamped Steel Frame
- 25mm Cloth Dome Tweeter
- Copper Pole Cap
- 4Ω



**DX6X9a**  
**6x9" Coaxial**

50w-150w  
Mounting Diameter - 6x9"  
Mounting Depth - 2.4"

- Acoustically Treated Pulp Cone
- Stamped Steel Frame
- 25mm Cloth Dome Tweeter
- Copper Pole Cap
- 4Ω



# C SERIES COMPONENTS

The C Series Components are the perfect balance between high fidelity refinement and value. They effortlessly deliver a powerful response over the entire audio spectrum.



## **CT28**

### **28mm Cloth Dome Tweeter**

50w-150w

Mounting Diameter - 1.89"  
Mounting Depth - 0.5"

- Aluminum Housing
- Vented Back
- Flush Mount
- 4Ω



## **CC6.5a**

### **6.5" Component Set**

60w-180w

Mounting Diameter - 5.74"  
Mounting Depth - 2.6"

- Aluminum Cone
- Cast Aluminum Frame
- 28mm Cloth Dome Tweeter
- 2-Way Crossovers
- 4Ω



# A SERIES SPEAKERS

The A Series speakers use state of the art design combined with a dizzying array of features to offer next level sonic performance.



## **AT-28a**

### **28mm Dome Tweeter**

50w-125w

Mounting Diameter - 1.89"  
Mounting Depth - 0.5"

- Ceramic Dome
- Aluminum Housing
- Sealed Back
- Flush Mount
- 4Ω



## **AM-3**

### **3" Midrange**

50w-125w

Mounting Diameter - 3.03"  
Mounting Depth - 1.45"

- Aluminum Cone
- Cast Aluminum Frame
- Shorting ring Equipped
- Copper Pole Cap
- 4Ω



## **AW-6.5a**

### **6.5" Midwoofer**

75w-200w

Mounting Diameter - 5.75"  
Mounting Depth - 2.9"

- Aluminum Cone
- Cast Aluminum Frame
- Shorting Ring Equipped
- Copper Pole Cap
- 4Ω

# VO SERIES TWEETERS

VO speakers are a hybrid of Pro Audio and Mobile Audio design technologies. Their design elements combined give listeners high fidelity at previously unattainable output levels.



## VO-B1a

### 1" Cast Housing Bullet Tweeter

50w-100w

Mounting Diameter - 2.3"

Mounting Depth - 1.5"

- Replaceable Titanium Diaphragm
- Freq Response 3.5kHz-20kHz
- dB SPL 104
- Includes 12/dB Oct Crossover
- 4Ω



## VO-B2a

### 1.5" Cast Housing Bullet Tweeter

50w-150w

Mounting Diameter - 2.9"

Mounting Depth - 1.7"

- Replaceable Titanium Diaphragm
- Freq Response 2.5kHz-20kHz
- dB SPL 105
- Includes 12/dB Oct Crossover
- 4Ω



## VO-B3a

### 1" CNC Housing Bullet Tweeter

50w-100w

Mounting Diameter - 1.7"

Mounting Depth - 2"

- Replaceable Titanium Diaphragm
- Freq Response 3kHz-20kHz
- dB SPL 106
- Includes 12/dB Oct Crossover
- 4Ω



## VO-B4a

### 1.5" CNC Housing Bullet Tweeter

50w-150w

Mounting Diameter - 2"

Mounting Depth - 2"

- Replaceable Titanium Diaphragm
- Freq Response 2kHz-20kHz
- dB SPL 108
- Includes 12/dB Oct Crossover
- 4Ω



## VO-CT25

### 1" Compression Tweeter

25w-75w

Mounting Diameter - 1 3/8" Thread

Mounting Depth - 1.4"

- Replaceable Titanium Diaphragm
- Freq Response 2.5kHz-20kHz
- dB SPL 107
- 4Ω



## VO-CT45

### 1.75" Compression Tweeter

75w-225w

Mounting Diameter - 1 3/8" Thread

Mounting Depth - 2"

- Replaceable Titanium Diaphragm
- Freq Response 1.5kHz-20kHz
- dB SPL 106
- 4Ω

# VO SERIES TWEETERS

VO speakers are a hybrid of Pro Audio and Mobile Audio design technologies. Their design elements combined give listeners high fidelity at previously unattainable output levels.



## VO-CT5X5-HORN

5" x 5" ABS Compression Horn

- High Grade ABS
- Works with CT25/CT45



## VO-CTAL-HORN-8

4" Anodized Aluminum Compression Horn

- Anodized Aluminum
- Works w/ VOW8a



## VO-CTAL-HORN-10

4" Anodized Aluminum Compression Horn

- Anodized Aluminum
- Works w/ VOW10a





# VO SERIES MIDRANGE

VO speakers are a hybrid of Pro Audio and Mobile Audio design technologies. Their design elements combined give listeners high fidelity at previously unattainable output levels.



## VO-M6.5a

### 6.5" Midrange

60w-300w

Mounting Diameter - 5.6"  
Mounting Depth - 2.3"

- Water Resistant Treated Pulp Cone
- Freq Response 80Hz-8kHz
- dB SPL 91
- Curvilinear Cone Body
- 4Ω



## VO-M6x9a

### 6x9" Midrange

60w-300w

Mounting Diameter - 6x9"  
Mounting Depth - 3"

- Water Resistant Treated Pulp Cone
- Freq Response 80Hz-8kHz
- dB SPL 95
- Curvilinear Cone Body
- 4Ω



## VO-M8a

### 8" Midrange

60w-300w

Mounting Diameter - 7"  
Mounting Depth - 3"

- Water Resistant Treated Pulp Cone
- Freq Response 80Hz-8kHz
- dB SPL 93
- Curvilinear Cone Body
- 4Ω



## VO-MN6.5

### 6.5" Neo Midrange

60w-300w

Mounting Diameter - 5.6"  
Mounting Depth - 2.75"

- Water Resistant Polymer Infused Pulp Cone
- Freq Response 100Hz-8kHz
- dB SPL 96
- Neodymium Motor
- 4Ω



## VO-MN8

### 8.0" Neo Midrange

60w-300w

Mounting Diameter - 7.25"  
Mounting Depth - 3"

- Water Resistant Polymer Infused Pulp Cone
- Freq Response 100Hz-8kHz
- dB SPL 96
- Neodymium Motor
- 4Ω



## VO-XN6.5

### 6.5" Neo Coaxial

75w-300w

Mounting Diameter - 5.66"  
Mounting Depth - 2.75"

- Water Resistant Polymer Infused Pulp Cone
- Freq Response 100Hz-20kHz
- dB SPL 96
- Neodymium Motor
- 4Ω



# VO SERIES MIDRANGE

VO speakers are a hybrid of Pro Audio and Mobile Audio design technologies. Their design elements combined give listeners high fidelity at previously unattainable output levels.



## **VO-XN8**

### **8.0" Neo Coaxial**

75w-300w

Mounting Diameter - 7.25"

Mounting Depth - 3"

- Water Resistant Polymer Infused Pulp Cone
- Freq Response 90Hz-20kHz
- dB SPL 96
- Neodymium Motor
- 4Ω



## **VO-XN6x9**

### **6x9" Neo Coaxial**

75w-300w

Mounting Diameter - 5.9 x 8.7"

Mounting Depth - 3.25"

- Water Resistant Polymer Infused Pulp Cone
- Freq Response 90Hz-20kHz
- dB SPL 95
- Neodymium Motor
- 4Ω



# VO SERIES MIDWOOFERS

VO speakers are a hybrid of Pro Audio and Mobile Audio design technologies. Their design elements combined give listeners high fidelity at previously unattainable output levels.



## **VO-W8b**

### **8" Midwoofer**

150w-450w

Mounting Diameter - 7.25"

Mounting Depth - 3.75"

- Water Resistant Treated Pulp Cone
- Freq Response 75Hz-7kHz
- dB SPL 96
- Works w/ CT25/45 and CTAL-HORN-8
- 4Ω



## **VO-W10a**

### **10" Midwoofer**

300w-900w

Mounting Diameter - 9.25"

Mounting Depth - 4.4"

- Water Resistant Treated Pulp Cone
- Freq Response 60Hz-6kHz
- dB SPL 97
- Works w/ CT25/45 and CTAL-HORN-10
- 4Ω

# LOADED ENCLOSURES

Adding some of that legendary DD bass is easy with a one of these loaded enclosures. No fabrication needed, just add a DD Audio amp and hit the road.



**RL-SE12**  
**12" Loaded Subwoofer Enclosure**  
 100w-300w  
 Dimensions 14" x 18" x 8"/13"

- Sealed
- Loaded w/ Enclosure Specific RL Subwoofer
- MDF Construction
- Hatchback Wedge
- 1Ω



**LE-S06d**  
**6.5" Loaded Subwoofer Enclosure**  
 200w-500w  
 Dimensions 11" x 16" x 5"

- Slot Ported
- Loaded w/ 500 Series Subwoofer
- MDF Construction
- Compact Underseat
- 1Ω/4Ω



**LE-ST06**  
**6.5" Loaded Truck Subwoofer Enclosure**  
 200w-500w  
 Dimensions 13" x 18" x 3.5"/5.5"

- Slot Ported
- Loaded w/ 500 Series Subwoofer
- MDF Construction
- Truck Wedge
- 1Ω/4Ω



**LE-M08d**  
**8" Loaded Subwoofer Enclosure**  
 250w-500w  
 Dimensions 10.5" x 17.25" x 9.5"

- Aero Ported
- Loaded w/ 500 Series Subwoofer
- MDF Construction
- Compact Trunk
- 1Ω/4Ω



**LE-508**  
**8" Loaded Subwoofer Enclosure**  
 250w-500w  
 Dimensions 15" x 16" x 7"/12"

- Slot Ported
- Loaded w/ 500 Series Subwoofer
- MDF Construction
- Hatchback Wedge
- 1Ω/4Ω



**LE-510**  
**10" Loaded Subwoofer Enclosure**  
 250w-500w  
 Dimensions 15" x 18" x 9"/14"

- Slot Ported
- Loaded w/ 500 Series Subwoofer
- MDF Construction
- Hatchback Wedge
- 1Ω/4Ω



# LOADED ENCLOSURES

Adding some of that legendary DD bass is easy with a one of these loaded enclosures. No fabrication needed, just add a DD Audio amp and hit the road.



## LE-512

### 12" Loaded Subwoofer Enclosure

250w-500w

Dimensions 16" x 20" x 12"/16"

- Slot Ported
- Loaded w/ 500 Series Subwoofer
- MDF Construction
- Hatchback Wedge
- 1Ω/4Ω



## MC-TOWER8

### 8" Fiberglass Tower Cans

150w-500w

2" or 2.5" Billet Aluminum Tube Clamps

- Speaker Options: VO-XN8 / VO-W8b, VO-CT25, VO-CTAL-HORN-8 / VO-W8b, VO-CT45, VO-CTAL-HORN-8
- US Made Fiberglass Enclosures
- Stamped Mesh Grills
- 4Ω

# RL-SW SERIES HI-DEF TUNED SUBWOOFERS

The RL-SW Series is designed to provide satisfying boom on as little as 100-300 Watts. They're Hi-Def tuned to work in sealed and compact vented enclosures.

RL-SW08



RL-SW08



RL-SW10



RL-SW12



## RL-SW08

### 8" Subwoofer

100w-300w

Mounting Diameter - 7.168"

Mounting Depth - 3.898"

- 2" Voice Coil
- 55oz Magnet
- Powder Coated, Stamped Steel Basket
- Coated Pulp Cone
- Dual 2Ω/4Ω

## RL-SW10

### 10" Subwoofer

100w-300w

Mounting Diameter - 9"

Mounting Depth - 4.75"

- 2" Voice Coil
- 55oz Magnet
- Powder Coated, Stamped Steel Basket
- Coated Pulp Cone
- Dual 2Ω/4Ω

## RL-SW12

### 12" Subwoofer

100w-300w

Mounting Diameter - 11"

Mounting Depth - 5.34"

- 2" Voice Coil
- 55oz Magnet
- Powder Coated, Stamped Steel Basket
- Coated Pulp Cone
- Dual 2Ω/4Ω

# 200 SERIES REDLINE HI-DEF SUBWOOFERS

The 200 series is designed to provide satisfying boom on as little as 100-300 Watts. They're hand built and tuned to work well in sealed enclosures as well as compact vented designs.

210d



210d



210d



210d



## 210d

### 10" Subwoofer

100w-300w

Mounting Diameter - 9.1"

Mounting Depth - 5"

- 2" Voice Coil
- 50oz Magnet
- Stamped Steel Basket
- Composite Pulp Cone
- Dual 4Ω

## 212d

### 12" Subwoofer

100w-300w

Mounting Diameter - 11.1"

Mounting Depth - 5.5"

- 2" Voice Coil
- 50oz Magnet
- Stamped Steel Basket
- Composite Pulp Cone
- Dual 4Ω



# SL600 SERIES HI-DEF TUNED SUBWOOFERS

The SL600 Series lets you have the bass you want in almost any space you want it. With good power handling, high excursion, and a strong magnet these shallow mount subs perform like they're full size. Their Hi-Def Tuned suspensions are perfect for sealed or small vented enclosures.

SL610



SL610



SL612



SL612



## SL610

### 10" Subwoofer

300w-600w

Mounting Diameter - 9.25"

Mounting Depth - 3.9"

- 2.5" Voice Coil
- 72oz Magnet
- Cast Aluminum Basket
- Triple Layer Shallow Body Cone
- Dual 2Ω/4Ω

## SL612

### 12" Subwoofer

300w-600w

Mounting Diameter - 11.34"

Mounting Depth - 4.1"

- 2.5" Voice Coil
- 72oz Magnet
- Cast Aluminum Basket
- Triple Layer Shallow Body Cone
- Dual 2Ω/4Ω





# 1100 SERIES HI-DEF TUNED SUBWOOFERS

The 1100 Series subs are designed to be highly efficient and sound amazing. Like all of DD Audio's made in USA subs they use the highest grade parts on the planet and they can be personalized with custom build options. Their Hi-Def Tuned suspensions are perfect for sealed or small vented enclosures.

1108



1108



1110



1112



## 1108

### 8" Subwoofer

200w-600w

Mounting Diameter - 7.125"

Mounting Depth - 5"

- Made in USA
- 2" Voice Coil
- 90oz Magnet
- Stamped Steel Basket
- Dual 2Ω/4Ω

## 1110

### 10" Subwoofer

200w-600w

Mounting Diameter - 9.125"

Mounting Depth - 5.25"

- Made in USA
- 2" Voice Coil
- 90oz Magnet
- Stamped Steel Basket
- Dual 2Ω/4Ω

## 1112

### 12" Subwoofer

200w-600w

Mounting Diameter - 10.937"

Mounting Depth - 5.8"

- Made in USA
- 2" Voice Coil
- 90oz Magnet
- Stamped Steel Basket
- Dual 2Ω/4Ω

# 500 SERIES REDLINE POWER TUNED SUBS

The 500 series is one of the best performing subs you can find in its power class. Long coils, powerful Magnets and power tuned suspensions give the 500s the energy and control to handle high volume transients with ease. Their Power Tuned suspensions are perfect for vented enclosures.

506



508



510



512



## 506d

### 6.5" Subwoofer

150w-400w

Mounting Diameter - 6"  
Mounting Depth - 4.5"

- 2" Voice Coil
- 65oz Magnet
- Cast Aluminum Basket
- Composite Pulp Cone
- Dual 2Ω/4Ω

## 508d

### 8" Subwoofer

150w-400w

Mounting Diameter - 7.2"  
Mounting Depth - 5"

- 2" Voice Coil
- 90oz Magnet
- Stamped Steel Basket
- Composite Pulp Cone
- Dual 2Ω/4Ω

## 510d

### 10" Subwoofer

150w-400w

Mounting Diameter - 9.1"  
Mounting Depth - 5.5"

- 2" Voice Coil
- 90oz Magnet
- Stamped Steel Basket
- Composite Pulp Cone
- Dual 2Ω/4Ω

## 512d

### 12" Subwoofer

150w-400w

Mounting Diameter - 11.1"  
Mounting Depth - 6"

- 2" Voice Coil
- 90oz Magnet
- Stamped Steel Basket
- Composite Pulp Cone
- Dual 2Ω/4Ω

# 600 SERIES REDLINE POWER TUNED SUBS

The 600 Series are the perfect subs for the listener wanting to play longer and louder while keeping with a moderate amplifier power level. Their Power Tuned suspensions are perfect for vented enclosures.

608d



610d



612e



612e



## 608d

### 8" Subwoofer

300w-600w

Mounting Diameter - 7.4"  
Mounting Depth - 5.75"

- 2.5" Voice Coil
- 100oz Magnet
- Cast Aluminum Basket
- Composite Pulp Cone
- Dual 2Ω/4Ω

## 610d

### 10" Subwoofer

300w-600w

Mounting Diameter - 9.2"  
Mounting Depth - 5.5"

- 2.5" Voice Coil
- 130oz Magnet
- Stamped Steel Basket
- Composite Pulp Cone
- Dual 2Ω/4Ω

## 612d

### 12" Subwoofer

300w-600w

Mounting Diameter - 11.1"  
Mounting Depth - 6.1"

- 2.5" Voice Coil
- 130oz Magnet
- Stamped Steel Basket
- Composite Pulp Cone
- Dual 2Ω/4Ω

## 610e

### 10" Subwoofer

500w-800w

Mounting Diameter - 10.125"  
Mounting Depth - 6.625"

- 2.5" Voice Coil
- 170oz Magnet
- Cast Aluminum Basket
- Composite Pulp Cone
- Dual 2Ω/4Ω

## 612e

### 12" Subwoofer

500w-800w

Mounting Diameter - 11.5"  
Mounting Depth - 6.75"

- 2.5" Voice Coil
- 170oz Magnet
- Cast Aluminum Basket
- Composite Pulp Cone
- Dual 2Ω/4Ω



# 600 SERIES REDLINE POWER TUNED SUBS

The 600 Series are the perfect subs for the listener wanting to play longer and louder while keeping with a moderate amplifier power level. Their Power Tuned suspensions are perfect for vented enclosures.

608d



610d



612e



612e



## 615e

**15" Subwoofer**

500w-800w

Mounting Diameter - 14  
Mounting Depth - 7.062"

- 2.5" Voice Coil
- 170oz Magnet
- Cast Aluminum Basket
- Composite Pulp Cone
- Dual 2Ω/4Ω

# 700 SERIES POWER TUNED SUBWOOFERS

The 700 series is designed for the serious basshead on a budget. They feature hi-temp 3" voice coils, cast baskets, and triple stack magnets. Their Power Tuned suspensions are perfect for vented enclosures.

710



712



715



718



## 710d

### 10" Subwoofer

600w-1200w

Mounting Diameter - 9.3"

Mounting Depth - 7.1"

- 3" Voice Coil
- 225oz Magnet
- Cast Aluminum Basket
- Composite Pulp Cone
- Dual 2Ω/4Ω

## 712d

### 12" Subwoofer

600w-1200w

Mounting Diameter - 11.4"

Mounting Depth - 8.6"

- 3" Voice Coil
- 225oz Magnet
- Cast Aluminum Basket
- Composite Pulp Cone
- Dual 2Ω/4Ω

## 715d

### 15" Subwoofer

600w-1200w

Mounting Diameter - 13.9"

Mounting Depth - 9.1"

- 3" Voice Coil
- 225oz Magnet
- Cast Aluminum Basket
- Composite Pulp Cone
- Dual 2Ω/4Ω

## 718d

### 18" Subwoofer

600w-1200w

Mounting Diameter - 16.6"

Mounting Depth - 10.5"

- 3" Voice Coil
- 225oz Magnet
- Cast Aluminum Basket
- Composite Pulp Cone
- Dual 2Ω/4Ω



# 1500 SERIES POWER TUNED SUBWOOFERS

The 1506 sets the bar for all other 6.5" subwoofers. Made in USA and loaded with premium features the 1506 proves a small diameter sub can keep up with the big boys in a fraction of the space. It's Power Tuned suspension is perfect for vented enclosures.

1506



1506



1506



1506



## 1506

### ESP 6.5" Subwoofer

300w-600w

Mounting Diameter - 6.3"

Mounting Depth - 6"

- Made in USA
- 2" Voice Coil
- 120oz Magnet
- Cast Aluminum Basket
- Dual 2Ω/4Ω



# 2500 SERIES POWER TUNED SUBWOOFERS

The made in the USA 2508 is the original ESP sub. It was designed to maximize output for a given cone diameter and it did such a phenomenal job that its unique design features were put into use on several of our premium subwoofers. It's Power Tuned suspension is perfect for vented enclosures.

2508f



2508f



2508f



2508f



## 2508f

### ESP 8" Subwoofer

400w-800w

Mounting Diameter - 8"

Mounting Depth - 6.4"

- Made in USA
- 2.5" Voice Coil
- 160oz Magnet
- Cast Aluminum Basket
- Dual 2Ω/4Ω



# 3500 SERIES POWER TUNED SUBWOOFERS

The made in the USA 3500 Series are some of our most sonically accurate drivers. They use the same low moving mass, ultra-high energy design you'll find in our legendary 9500 Series subwoofers. Like their big brothers, the 3500 Series subs come fully equipped with ESP design technology. Their Power Tuned suspensions are perfect for vented enclosures.

3512i



3512i



3512i



3512i



## 3510i

### ESP 10" Subwoofer

600w-1200w

Mounting Diameter - 10.2"  
Mounting Depth - 7.6"

- Made in USA
- 3" Voice Coil
- 240oz Magnet
- Cast Aluminum Basket
- Dual 1Ω/2Ω

## 3512i

### ESP 12" Subwoofer

600w-1200w

Mounting Diameter - 12.2"  
Mounting Depth - 9"

- Made in USA
- 3" Voice Coil
- 240oz Magnet
- Cast Aluminum Basket
- Dual 1Ω/2Ω

## 3515i

### ESP 15" Subwoofer

600w-1200w

Mounting Diameter - 15.2"  
Mounting Depth - 9.6"

- Made in USA
- 3" Voice Coil
- 240oz Magnet
- Cast Aluminum Basket
- Dual 1Ω/2Ω

## 3518i

### ESP 18" Subwoofer

600w-1200w

Mounting Diameter - 16.75"  
Mounting Depth - 10.9"

- Made in USA
- 3" Voice Coil
- 240oz Magnet
- Cast Aluminum Basket
- Dual 1Ω/2Ω





# 9500 SERIES POWER TUNED SUBWOOFERS

Often imitated but never duplicated, the made in the USA 9500 Series has long been a staple of our subwoofer line & has been featured in many of the world's loudest systems. They are capable of easily handling 1000-2000 watts of continuous power and bursts up to 8000 watts. These bad boys are ESP equipped w/ V-ROM surrounds, Free Flow Magnet cooling, double slit formers, 8-layer aluminum voice coils, 28mm magnetic gaps, cast aluminum frames, rigid non-pressed cones, & our multi-layer spider system. Their Power Tuned suspensions are perfect for vented enclosures.

9512k



9512k



9518k



9518k



## 9510k

### ESP 10" Subwoofer

1000w-2000w

Mounting Diameter - 10.2"

Mounting Depth - 8.8"

- Made in USA
- 3" Voice Coil
- 456oz Magnet
- Cast Aluminum Basket
- Dual 1Ω/2Ω

## 9512k

### ESP 12" Subwoofer

1000w-2000w

Mounting Diameter - 12.2"

Mounting Depth - 9.75"

- Made in USA
- 3" Voice Coil
- 456oz Magnet
- Cast Aluminum Basket
- Dual 1Ω/2Ω

## 9515k

### ESP 15" Subwoofer

1000w-2000w

Mounting Diameter - 15.2"

Mounting Depth - 10.4"

- Made in USA
- 3" Voice Coil
- 456oz Magnet
- Cast Aluminum Basket
- Dual 1Ω/2Ω

## 9518k

### ESP 18" Subwoofer

1000w-2000w

Mounting Diameter - 16.75"

Mounting Depth - 11.3"

- Made in USA
- 3" Voice Coil
- 456oz Magnet
- Cast Aluminum Basket
- Dual 1Ω/2Ω

# 9900 SERIES POWER TUNED SUBWOOFERS

The made in the USA 9900 Series are for the bassaholic on a mission. These subs possess long term, high-power handling that lesser subs can only dream of. They're fully ESP equipped and feature a robust 4" voice coil. Their Power Tuned suspensions are perfect for vented enclosures.

9912b



9912b



9921b



9921b



## 9912b

### ESP 12" Subwoofer

1500w-2500w

Mounting Diameter - 12.2"

Mounting Depth - 9.7"

- Made in USA
- 4" Voice Coil
- 504oz Magnet
- Cast Aluminum Basket
- Dual 1Ω/2Ω

## 9915b

### ESP 15" Subwoofer

1500w-2500w

Mounting Diameter - 15.2"

Mounting Depth - 10.3"

- Made in USA
- 4" Voice Coil
- 504oz Magnet
- Cast Aluminum Basket
- Dual 1Ω/2Ω

## 9918b

### ESP 18" Subwoofer

1500w-2500w

Mounting Diameter - 16.75"

Mounting Depth - 11.9"

- Made in USA
- 4" Voice Coil
- 504oz Magnet
- Cast Aluminum Basket
- Dual 1Ω/2Ω

## 9921b

### 21" Subwoofer

1500w-2500w

Mounting Diameter - 19.25"

Mounting Depth - 11.3"

- Made in USA w/ Carbon Fiber Cone
- 4" Voice Coil
- 504oz Magnet
- Cast Aluminum Basket
- Dual 1Ω/2Ω

# Z3 POWER TUNED SUBWOOFERS

The Z series is the result of our ongoing study in the field of world subwoofer domination. The Z project represents the culmination of DD's ultimate engineering goal which is to push the limits of delivered energy by utilizing high-performance composite technologies. The Z series takes its place as the flagship of the DD sub line by having the highest Magnet strength, greatest voice coil cooling capability, most overbuilt design features, and last but not least True To The Source sound reproduction. AmaZing!

Z3



Z3



Z3



Z3



## Z310

### ESP 10" Subwoofer

1000w-2000w

Mounting Diameter - 10.2"

Mounting Depth - 10.6"

- Made in USA
- 3" Voice Coil
- 13 Lens N52 Neo Magnet
- Cast Aluminum Basket
- Dual 0.5Ω/1Ω/2Ω

## Z312

### ESP 12" Subwoofer

1000w-2000w

Mounting Diameter - 12.2"

Mounting Depth - 11.5"

- Made in USA
- 3" Voice Coil
- 13 Lens N52 Neo Magnet
- Cast Aluminum Basket
- Dual 0.5Ω/1Ω/2Ω

## Z315

### ESP 15" Subwoofer

1000w-2000w

Mounting Diameter - 15.2"

Mounting Depth - 12.1"

- Made in USA
- 3" Voice Coil
- 13 Lens N52 Neo Magnet
- Cast Aluminum Basket
- Dual 0.5Ω/1Ω/2Ω

## Z318

### ESP 18" Subwoofer

1000w-2000w

Mounting Diameter - 16.75"

Mounting Depth - 12.6"

- Made in USA
- 3" Voice Coil
- 13 Lens N52 Neo Magnet
- Cast Aluminum Basket
- Dual 0.5Ω/1Ω/2Ω

## Z321

### 21" Subwoofer

1000w-2000w

Mounting Diameter - 19.25"

Mounting Depth - 13.1"

- Made in USA w/ Carbon Fiber Cone
- 3" Voice Coil
- 13 Lens N52 Neo Magnet
- Cast Aluminum Basket
- Dual 0.5Ω/1Ω/2Ω



# Z4 POWER TUNED SUBWOOFERS

The Z series is the result of our ongoing study in the field of world subwoofer domination. The Z project represents the culmination of DD's ultimate engineering goal which is to push the limits of delivered energy by utilizing high-performance composite technologies. The Z series takes its place as the flagship of the DD sub line by having the highest Magnet strength, greatest voice coil cooling capability, most overbuilt design features, and last but not least True To The Source sound reproduction. AmaZing!

Z4



Z4



Z4



Z4



## Z412

### ESP 12" Subwoofer

1500w-6500w

Mounting Diameter - 12.2"

Mounting Depth - 11.5"

- Made in USA
- 4" Voice Coil
- 18 Lens N52 Neo Magnet
- Cast Aluminum Basket
- Dual 1Ω/2Ω

## Z415

### ESP 15" Subwoofer

1500w-6500w

Mounting Diameter - 15.2"

Mounting Depth - 12.1"

- Made in USA
- 4" Voice Coil
- 18 Lens N52 Neo Magnet
- Cast Aluminum Basket
- Dual 1Ω/2Ω

## Z418

### ESP 18" Subwoofer

1500w-6500w

Mounting Diameter - 16.75"

Mounting Depth - 12.4"

- Made in USA
- 4" Voice Coil
- 18 Lens N52 Neo Magnet
- Cast Aluminum Basket
- Dual 1Ω/2Ω

## Z421

### 21" Subwoofer

1500w-6500w

Mounting Diameter - 19.25"

Mounting Depth - 13.1"

- Made in USA w/ Carbon Fiber Cone
- 4" Voice Coil
- 18 Lens N52 Neo Magnet
- Cast Aluminum Basket
- Dual 1Ω/2Ω



# HEADPHONES



## **DXB-04**

**Over Ear Wired Headphones**

- Hardwood Housing
- 50mm Driver
- 75mm Acoustic Chambers
- Hands-free Mic with Remote Track/Call Control
- Embroidered Carry Bag



## **DXBT-05**

**Over Ear Bluetooth Headphones**

- Hardwood Housing
- 40mm Driver
- Active Noise Canceling
- Rechargeable
- Integrated Mic with Call Function and Music Control
- Embroidered Carry Bag