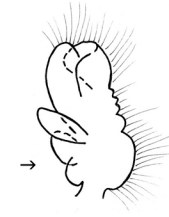
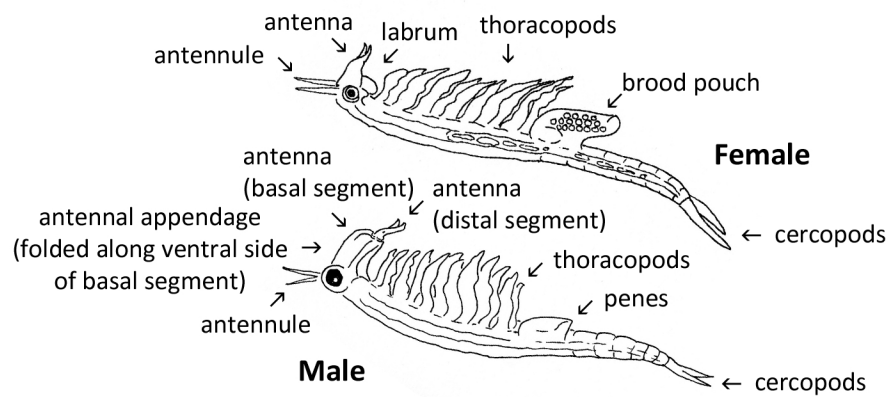


KEY TO THE ANOSTRACA OF BRITISH COLUMBIA

by
Thalia Grant



Prepipodite of thoracopod not notched or divided

Prepipodite of thoracopod notched or divided

Artemiidae

11 pairs of thoracopods

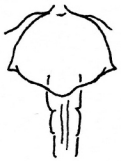
Artemia

Artemia franciscana
(San Francisco Fairy Shrimp)

body small
(<15 mm)



distal segment of male antenna broadly triangular



brood pouch wider than long, with a pair of spines

Streptocephalidae


11 pairs of thoracopods

Streptocephalus*

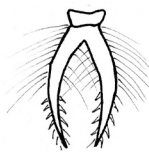
Streptocephalus coloradensis
(Western Spiny-Tailed Fairy Shrimp)

body <40 mm

distal segment of male antenna ending in branched appendage



male cercopods plumose on proximal end and with spines on distal parts



Branchinectidae

11 pairs of thoracopods

Branchinecta

antennal appendages absent

male gonopods widely separated at base

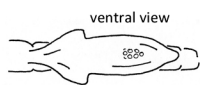
brood pouch long, without spines

Branchinecta campestris
(Pocket Pouch Fairy Shrimp)

distal end of male antenna squared



brood pouch with lateral outpocketings




body <25 mm

Branchinecta mackini
(Alkali Fairy Shrimp)

distal end of male antenna rounded and dimpled



brood pouch without outpocketings



lateral view




female antennule longer than antenna

body <25 mm

Branchinecta gigas
(Giant Fairy Shrimp)

cercopods long tapering cones with short setae extending most of the length and long, plumose setae on distal half



body large (<150 mm) with small eyes



Chirocephalidae

17 pairs of thoracopods

Polyartemiella

Polyartemiella hazeni
(Antlered/Arctic Fairy Shrimp)

abdomen much shorter than thorax

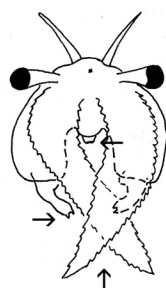


segments of male antenna fused, antler-like and poorly chitinized



Eubbranchipus bundyi
(Knobbed-Lip Fairy Shrimp)

distal segment of male antenna ending in pointy projections



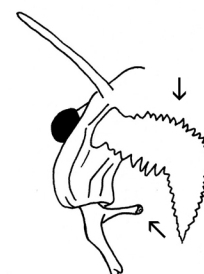
frontal appendages, long and serrated

brood pouch globular



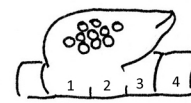
Eubbranchipus hesperius**
(Western Ethologist Fairy Shrimp)

antennal appendage longer than antenna



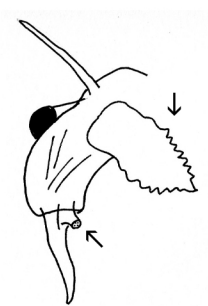
long, posteriorly directed basal protrusion on distal segment of male antenna

brood pouch slightly wider than long, extending to abdominal segments 3 or 4



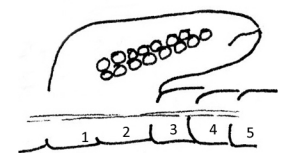
Eubbranchipus oregonus
(Oregon Fairy Shrimp)

antennal appendage same length as basal segment of antenna



short, knobby, basal protrusion on distal segment of male antenna

brood pouch longer than broad, extending to abdominal segments 4 or 5



ovary very long, extending from thoracic segment 5 to abdominal segment 8

* reports of occurrence in British Columbia not verified.
** previously classified as *E. serratus*.

REFERENCES

- Brtek, J. & Mura, G. 2000. Revised key to families and genera of the Anostraca with notes on their geographical distribution. *Crustaceana* 73(9):1037-1088
- Dodson, S.L, Caceres C.E. & Rogers, D.C. 2010. Cladocera and other Branchiopoda In: Thorp, J.H. & Covich, A.P. Ecology and classification of North American freshwater invertebrates. Academic Press. 1021 pp.
- Eriksen, C. & Belk, D. 1999. Fairy shrimps of California's puddles, pools, and playas. Mad River Press, Inc.; Eureka, California. 196 pp.
- Rogers, D.C. 2002. Female-based characters for Anostracan (Crustacea:Branchiopoda) identification: A key for species of California and Oregon, USA. *Hydrobiologia* 486:125-132
- Rogers, D.C. 2003. The development of the male second antenna in *Polyartemiella hazeni* (Murdoch, 1884) with a morphological definition of the Chirocephalidae (Crustacea:Anostraca). *Zootaxa* 251:1-12
- Rogers, D.C. 2014. Two new cryptic Anostraca (Branchiopoda:Streptocephalidae:Chirocephalidae) species. *Journal of Crustacean Biology* 34(6):862-874