

A BRIEF SURVEY OF CORAL SPECIES COMPOSITION IN PULAU TINGGI, JOHOR, MALAYSIA

NUR NAZIRA FAZIANI MD ZAHIDI^{1,2}, FIKRI AKMAL KHODZORI^{3*}, MD-ZAIRI ZAINAL⁴,
MUHAMMAD ABU BAKAR ABDUL-LATIFF^{1,2} AND NOR ATIQAH NORAZLIMI^{1,2*}

¹Environmental Management and Conservation Research Unit (eNCORE), Faculty of Applied Sciences and Technology, Universiti Tun Hussein Onn Malaysia (Pagoh Campus), 84600 Muar, Johor, Malaysia. ²Department of Technology and Natural Resources, Faculty of Applied Sciences and Technology, Universiti Tun Hussein Onn Malaysia (Pagoh Campus), Pagoh Higher Education Hub, KM 1, Jalan Panchor, 84600 Muar, Johor, Malaysia. ³Borneo Marine Research Institute, Universiti Malaysia Sabah, Sabah Port Bypass, 88400 Kota Kinabalu, Sabah, Malaysia. ⁴Shaz Resort Pulau Tinggi Sdn. Bhd., Lot 44, Kampung Penaga, Pulau Tinggi, 86800 Mersing, Johor, Malaysia.

*Corresponding authors: mfakmal@ums.edu.my, atiqah@uthm.edu.my
Submitted final draft: 25 July 2022 Accepted: 4 August 2022

<http://doi.org/10.46754/jssm.2022.11.002>

Abstract: Updating the status of coral species composition is important for long-term reef ecosystem management. The present study aims to determine the species composition of scleractinian hard and soft corals in the shallow water areas of Pulau Tinggi, Johor. About 1,494 coral colonies were surveyed at two selected reef sites: Kampung Pasir Panjang (Site A) and Kampung Sebirah Kecil (Site B). With images of close-up coral corallites, 41 species belonging to 24 genera and 10 families of corals were identified with genera *Goniastrea*, *Porites* and *Montipora* predominantly found in the study area. Overall, the data presented in this study helps to update the current species composition of corals in the marine protected area of Pulau Tinggi.

Keywords: Marine ecosystem, hermatypic coral, species diversity, offshore island, Marine Park, Peninsular Malaysia, Seribuat archipelago, South China Sea.

Introduction

Coral reefs are important as a food source and potential use for future medicine. The healthy coral reef provides livelihoods for poor local communities, ecotourism, and recreational opportunities. They protect our shores from high waves and coastal erosion. Coral reefs in Malaysia cover approximately 4,000 km² areas (Burke *et al.*, 2011) and contain an estimated 501 hermatypic coral species (Waheed, 2016) which is equivalent to more than 60% of the world's described hermatypic corals (Veron *et al.*, 2011). However, over 40% are exposed to numerous anthropogenic threats (Burke *et al.*, 2011) with sedimentation being a major threat affecting reefs on the west coast of Peninsular Malaysia (Safuan *et al.*, 2018; Akmal *et al.*, 2018). On the east coast of the peninsular, extensive coastal development activities may contribute to the accumulated negative impacts on coral reefs (Toda *et al.*, 2007; Shahbudin *et al.*, 2017; Akmal *et al.*, 2019).

Pulau Tinggi, situated on the east coast of Peninsular Malaysia is one of the Marine Parks under the state of Johor. It comprises a few smaller uninhabited islands, namely Pulau Ibul, Pulau Apil, Pulau Mentigi, Pulau Nanga, Pulau Penyembang, Pulau Simbang and Pulau Lanting. It is also relatively close to the mainland, located about 10.5 nautical miles off the southeast coast of Peninsular Malaysia. Consequently, coral reefs in Pulau Tinggi have also been subjected to pressure imposed by sedimentation due to land clearing for coastal development activities along the shoreline of the Peninsular (Harborne *et al.*, 2000; Lee & Mohamed, 2011).

In terms of hard coral diversity surrounding this Marine Park, an earlier coral survey recorded 155 scleractinian coral species within reefs around Pulau Dayang, Pulau Pemanggil, Pulau Simbang and Batu Tikus (Harborne *et al.*, 2000). Meanwhile, a study conducted by Azman *et al.* (2012) recorded 75 coral species with *Acropora* and *Porites* being dominant

in the waters around Pulau Tinggi. Based on extensive coral surveys by Lee *et al.* (2012), 229 species of scleractinian corals were recorded at Pulau Aur, Pulau Pemanggil, Pulau Besar, Pulau Tinggi and Pulau Sibiu.

In Malaysia, most of the coral surveys have been carried out around the islands on the east coast of Peninsular Malaysia such as in Pulau Tioman and Pulau Redang (e.g., Khodzori *et al.*, 2015; Kamarumtham *et al.*, 2016; Shahbudin *et al.*, 2017; Akmal *et al.*, 2019; Akmal & Shahbudin, 2020; 2021). However, several reef surveys have been conducted in Pulau Tinggi (e.g., Harborne *et al.*, 2000; Toda *et al.*, 2007; Lee *et al.*, 2012; 2022). It is also important to keep updating the current list of coral species within reefs in the peninsular region. Therefore, this study primarily aims to determine the species composition of scleractinian hard and soft corals in shallow water areas of Pulau Tinggi, Johor. The outcomes of this study would be valuable to the Marine Park and Resource Management Division, Department of Fisheries (DOF) and universities in updating coral inventories and providing an effective management plan to manage the coral reef ecosystem sustainably.

Materials and Methods

Study Area

Pulau Tinggi is located about 30 kilometres in linear distance from the mainland of Mersing, on the east coast of Johor, within the rectangle coordinates of 2° 15' 25.98" N, 104° 05' 28.8" E and 2° 19' 04.79" N, 104° 09' 43.08" E. It is a relatively large island with an estimated land area of 1524.18 hectares but sparsely inhabited. The topography of Pulau Tinggi is characterized by narrow coastal fringes, sharply rising to rocky ridges and escarpments (Azman *et al.*, 2008). Previously in 1994, Pulau Tinggi and its surrounding waters up to 2 nautical miles were gazetted as a Marine Park under the Fisheries Act 1985. On 15 August 2013, the coastal waters of Pulau Tinggi (comprised of 13 main islands Pulau Tinggi, Pulau Rawa, Pulau Besar, Pulau Tengah, Pulau Hujung, Pulau Mensirip, Pulau

Harimau, Pulau Goal, Pulau Mentigi, Pulau Sibiu, Pulau Sibiu Hujung, Pulau Aur and Pulau Pemanggil) had been declared as Sultan Iskandar Marine Park (SIMP) by His Royal Highness the Sultan of Johor. In this study, fieldwork was carried out between July and August 2019 at two reef sites nearby to Kampung Pasir Panjang (Site A) and Kampung Sebirah Kecil (Site B), Pulau Tinggi (Figure 1).

Coral Survey

At two selected survey sites, 10 transect lines, each 20 metres long were randomly laid down perpendicular to the shoreline. Direct observation was used for coral surveys along all transect lines during the lowest low tide at approximately one and a half hours of swimming. With the aid of an underwater camera, the stilt images of close-up coral corallites were also captured, enabling later identification and verification processes. The scleractinian hard corals were identified up to genera and species levels using the Indo-Pacific Coral Finder Toolkit (Kelly, 2009) and the books of Corals of the World (Veron & Stafford-Smith, 2000). The identified scleractinian hard coral species was further standardized with the most recent taxonomy of Scleractinia following the World Register of Marine Species (Hoeksema & Cairns, 2021). Meanwhile, the soft corals were identified following Fabricious and Alderslade (2001).

Results and Discussion

Checklist of Coral Species in Pulau Tinggi

Based on recent taxonomic classification, the current surveys have recorded a total of 41 species from 24 genera and 10 families of corals in Pulau Tinggi (Table 1). Out of these, 38 species were the scleractinian hard corals while 3 were the soft corals. The present result of this study also listed 2 rare species based on their abundance status retrieved from the website of Corals of the World (Figure 2) while 13 near threatened and 4 vulnerable species based on their conservation status retrieved from the website of IUCN Red List of Threatened

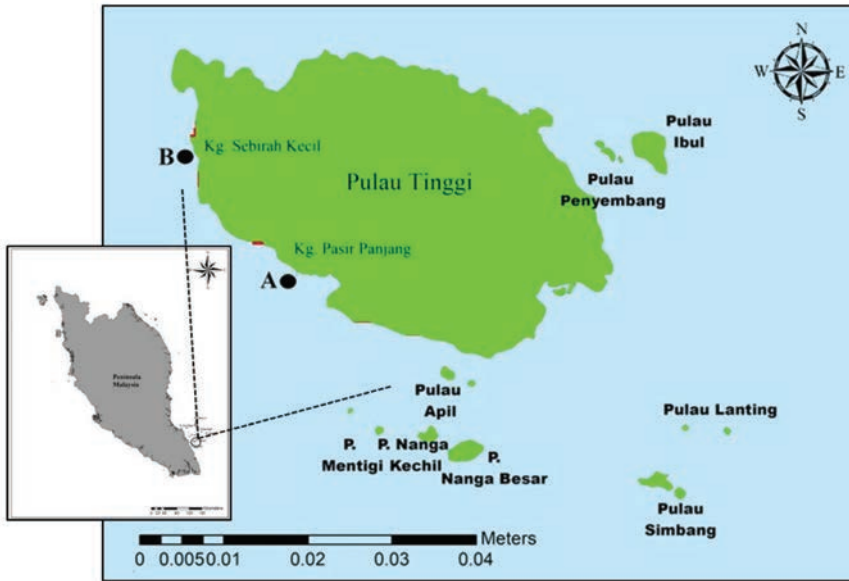


Figure 1: Map of the study area in Pulau Tinggi
A. Kampung Pasir Panjang (Site A), B. Kampung Sebirah Kecil (Site B)




Figure 2: Rare coral species recorded in Pulau Tinggi, Johor
A. *Dipsastraea truncata* (Veron, 2000), B. *Porites solida* (Forskål, 1775)

Species. Most of the coral species recorded in this study are commonly found in shallow water areas of the Indo-Pacific. However, certain species were rare, near threatened and vulnerable in their status, thus requiring further protection and conservation efforts. This coral species list provides updated data and information

to management personnel from the DOF, the Marine Park and Resource Management Division, and relevant authorities on the status of coral composition in Pulau Tinggi. Figure 3 shows some underwater pictures of the coral reef found in this study.



Figure 3: Some of the underwater pictures of the coral reef found in this study sites

Table 1: List of coral species recorded at Site A and B in Pulau Tinggi, Johor. Scleractinian hard coral species were updated according to the World Register of Marine Species (WoRMS). The abundance and conservation status for each species were referred based on the websites of Corals of the World (COTW) and IUCN Red List of Threatened Species

No.	Family	Genera	Species	COTW Status	IUCN Status
Scleractinian hard corals					
1	Acroporidae	<i>Acropora</i>	<i>Acropora digitifera</i> (Dana, 1846)	Common	Near threatened
2		<i>Montipora</i>	<i>Montipora digitata</i> (Dana, 1846)	Common	Least concern
3	Agariciidae	<i>Pavona</i>	<i>Pavona cactus</i> (Forskål, 1775)	Common	Vulnerable
4			<i>Pavona decussata</i> (Dana, 1846)	Common	Vulnerable
5	Dendrophylliidae	<i>Turbinaria</i>	<i>Turbinaria peltata</i> (Esper, 1792)	Common	Vulnerable
6	Euphylliidae	<i>Galaxea</i>	<i>Galaxea astreata</i> (Lamarck, 1816)	Common	Vulnerable
7			<i>Galaxea fascicularis</i> (Linnaeus, 1758)	Common	Near threatened

8	Merulinidae	<i>Dipsastraea</i>	<i>Dipsastraea maritima</i> (Nemenzo, 1971)	Uncommon	Near threatened
9			<i>Dipsastraea pallida</i> (Dana, 1846)	Uncommon	Least concern
10			<i>Dipsastraea speciosa</i> (Dana, 1846)	Common	Least concern
11			<i>Dipsastraea truncata</i> (Veron, 2000)	Rare	Near threatened
12			<i>Dipsastraea favus</i> (Forskål, 1775)	Common	Near threatened
13		<i>Leptastrea</i>	<i>Leptastrea purpurea</i> (Dana, 1846)	Common	Least concern
14		<i>Cyphastrea</i>	<i>Cyphastrea serailia</i> (Forskål, 1775)	Common	Least concern
15		<i>Favites</i>	<i>Favites abdita</i> (Ellis & Solander, 1786)	Common	Near threatened
16			<i>Favites halicora</i> (Ehrenberg, 1834)	Uncommon	Near threatened
17			<i>Favites flexuosa</i> (Dana, 1846)	Uncommon	Near threatened
18		<i>Coelastrea</i>	<i>Coelastrea aspera</i> (Verrill, 1866)	Uncommon	Near threatened
19		<i>Goniastrea</i>	<i>Goniastrea pectinata</i> (Ehrenberg, 1834)	Common	Least concern
20			<i>Goniastrea retiformis</i> (Lamarck, 1816)	Common	Least concern
21			<i>Gonistrea edwardsi</i> (Chevalier, 1971)	Common	Least concern
22			<i>Goniastrea stelligera</i> (Dana, 1846)	Common	Near threatened
23		<i>Platygyra</i>	<i>Platygyra sinensis</i> (Veron, 2000)	Uncommon	Near threatened
24			<i>Platygyra pini</i> (Chevalier, 1975)	Uncommon	Near threatened
25		<i>Leptastrea</i>	<i>Leptastrea pruinosa</i> (Crossland, 1952)	Common	Least concern
26	Fungiidae	<i>Ctenactis</i>	<i>Ctenactis echinata</i> (Pallas, 1766)	Common	Least concern
27		<i>Lithophyllon</i>	<i>Lithophyllon concinna</i> (Verrill, 1864)	Common	Least concern
28		<i>Fungia</i>	<i>Fungia fungites</i> (Linneaus, 1758)	Common	Near threatened

29	Lobophylliidae	<i>Acanthastrea</i>	<i>Acanthastrea echinata</i> (Dana, 1846)	Common	Least concern
30		<i>Lobophyllia</i>	<i>Lobophyllia agaricia</i> (Milne Edwards & Haime, 1849)	Uncommon	Least concern
31			<i>Lobophyllia recta</i> (Dana, 1846)	Common	Least concern
32	Pocilloporidae	<i>Pocillopora</i>	<i>Pocillopora acuta</i> (Lamarck, 1816)	Common	Least concern
33			<i>Pocillopora damicornis</i> (Linnaeus, 1758)	Common	Least concern
34		<i>Stylophora</i>	<i>Stylophora pistillata</i> (Esper, 1797)	Common	Least concern
35	Poritidae	<i>Porites</i>	<i>Porites lobata</i> (Dana, 1846)	Common	Least concern
36			<i>Porites lutea</i> (Milne Edwards & Haime, 1851)	Uncommon	Least concern
37			<i>Porites rus</i> (Forskål, 1775)	Common	Least concern
38			<i>Porites solida</i> (Forskål, 1775)	Rare	Data deficient
Soft corals					
39	Alcyoniidae	<i>Lobophytum</i>	<i>Lobophytum</i> sp. 1	Not available	Not available
40		<i>Sarcophyton</i>	<i>Sarcophyton</i> sp. 1	Not available	Not available
41		<i>Sinularia</i>	<i>Sinularia</i> sp. 1	Not available	Not available

Coral Composition in Pulau Tinggi

A total of 1,494 coral colonies were surveyed in the study area (Figure 3). Overall, a total of 24 genera from 10 families, comprising scleractinian hard coral and soft coral were identified in this study. Of these, approximately 94% were the scleractinian hard corals while only 6% were the soft ones. *Goniastrea* (637 colonies/42.6%) had the highest coral genera found in Pulau Tinggi, followed by *Porites* (291 colonies/19.5%) and *Montipora* (152 colonies/10.2%) (Figure 4).

Goniastrea comes from the most genus-rich family (Merulinidae) of reef-building corals in the Indo-Pacific region (Veron & Stafford-Smith, 2000). The massive to sub-massive growth forms of this genus help to prevent them from desiccation on aerial exposure to the reef

flat (Brown *et al.*, 2014). It is possible that this may lead to their adaptation in intertidal areas where they are frequently exposed during low tide (Smith, 2006; Syahrir *et al.*, 2018). Besides, the genus *Porites* showed the second-highest coral colonies in Pulau Tinggi. The massive type of genus *Porites* is known as a stress-tolerator where they can adapt to the changes in environmental parameters such as currents, wave actions and fluctuation of suspended sedimentation (Edinger & Risk, 2000; Supriharyono, 2004; Syahrir *et al.*, 2018).

Montipora also showed among the highest genera, where a species of *M. digitata* can be found abundant in the study area. The digitate and arborescent growth forms of this species help to tolerate extreme tidal conditions (Paper

et al., 2011). Previous studies also indicated that *Goniastrea*, *Porites* and *Montipora* are among the most dominant genera recorded on the east coast of Peninsular Malaysia (Toda *et al.*, 2007; Shahbudin *et al.*, 2017) which is consistent with the results of this current study. Other scleractinian coral genera such as *Fungia* (5.2%), *Dipsastraea* (4.9%), *Pavona* (3.4%), *Platygyra* (1.4%), *Acropora* (1.2%), *Favites* (1.4%) and *Pocillopora* (1.2%) were also found distributed (>0.1%) in the study area of Pulau Tinggi.

In this study, soft corals from the family Alcyoniidae such as *Lobophyton* (61 colonies/4.1%) and *Sarcophyton* (22 colonies/1.5%) were also found common in the sampling area. Most coral colonies are large and can be found in certain micro areas along the transect lines. These soft corals were also highly resistant to wave and current fluctuations in the intertidal zone. Soft corals have a flexible structure that can withstand strong currents, waves and sediment (Fabricius & Alderslade,

2001). Hence, this might contribute to their survival on exposed reef sites in Pulau Tinggi, Johor.

Conclusion

This study updates our current knowledge of the coral species, which is important for the management and conservation efforts of the coral reef ecosystem in Pulau Tinggi and the marine ecosystem in Malaysia. Periodical monitoring must be conducted on the coral reef which is important for food resources and livelihoods of the coastal zone communities in Johor.

Acknowledgements

This project is funded by the Ministry of Higher Education Malaysia (MOHE) under the Malaysian Technical University Network (MTUN) grant scheme Vote K121, Industrial Grant by Shaz Resort Sdn. Bhd. (UTHM-

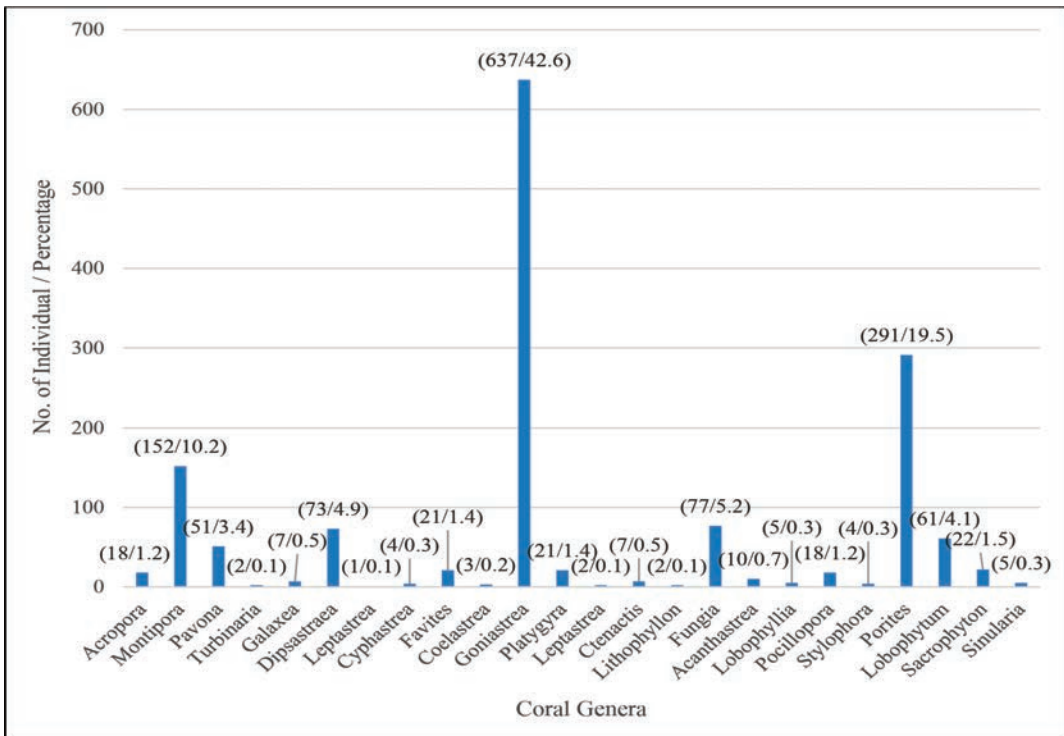


Figure 4: Total number and percentage cover of coral species recorded at Sites A and B in Pulau Tinggi, Johor

SHAZ-M004), both grants awarded to Associate Professor Ts. Dr. Muhammad Abdul Latiff Abu Bakar (UTHM) as the Principal Researcher. This research was supported by GPPS-UTHM-2018-H289 postgraduate grant from Universiti Tun Hussein Onn Malaysia (UTHM), Malaysia. The authors acknowledge the Ministry of Higher Education Malaysia, Universiti Tun Hussein Onn Malaysia and Shaz Resort Sdn. Bhd. for providing necessary funding, facilities and assistance.

References

- Akmal, K. F., & Shahbudin, S. (2020). Baseline assessment of coral health and disease in Tioman Island Marine Park, Malaysia. *Community Ecology*, 21(3), 285-301.
- Akmal, K. F., & Shahbudin, S. (2021). Spatial distribution of coral communities on fringing reefs at Tioman Island Marine Park. *Zoology and Ecology*, 31(2), 158-182.
- Akmal, K. F., Shahbudin, S., Faiz, M. H. M., & Hamizan, Y. M. (2019). Diversity and abundance of scleractinian corals in the east coast of Peninsular Malaysia: A case study of Redang and Tioman Islands. *Ocean Science Journal*, 54(3), 435-456.
- Azman, B. A. R., Noor-Hasanah, A. H., Ramlan, O., Wan-Lotfi, W. M., Zaidi, C. C., & Othman, B. H. R. (2012). *The distribution and diversity of scleractinian corals in Pulau Tinggi, Johor*. Current status of coastal marine biodiversity in Malaysia.
- Azman, B. A. R., Ramlan, O., Wan-Lotfi, W.M., Zaidi, C. C., & Othman, B. H. R. (2008). *Seagrass biodiversity of Pulau Tinggi, Johor. Malaysia marine ecosystem: The studies of Johor Darul Takzim east coast*. Research and Information Series of Malaysian Coasts, Malaysia. Malaysia: UKM.
- Brown, B. E., Dunne, R. P., Phongsuwan, N., Patchim, L., & Hawkrigde, J. M. (2014). The reef coral *Goniastrea aspera*: A “winner” becomes a “loser” during a severe bleaching event in Thailand. *Coral Reefs*, 33(2), 395-401.
- Burke, L. M., Reytar, K., Spalding, M., & Perry, A. (2011). *Reefs at risk revisited*. Washington, DC: World Resources Institute.
- Edinger, E. N., & Risk, M. J. (2000). Reef classification by coral morphology predicts coral reef conservation value. *Biological Conservation*, 92(1), 1-13.
- Fabricius, K., & Alderslade, P. (2001). *Soft corals and sea fans: A comprehensive guide to the tropical shallow water genera of the central-west Pacific, the Indian Ocean and the Red Sea*. Australian Institute of Marine Science.
- Harborne, A., Fenner, D., Barnes, A., Beget, M., Harding, S., & Roxburgh, T. (2000). *Status report on the coral reefs of the east coast of Peninsula Malaysia*. London, UK: Coral Cay Conservation Ltd.
- Hoeksema, B. W., & Cairns, S. (2021) *World List of Scleractinia*. <http://www.marinespecies.org/scleractinia>
- Kamarumtham, K., Ahmad, Z., Halid, N. H., Saad, S., Fikri, M., Khodzori, A., Yusof, M.H., Hanafiah, M. F. M. (2016). Diversity and distribution of coral lifeforms in Tioman Island. *Transactions on Science and Technology*, 3(2-2), 367-373.
- Kelley, R. (2009). *Coral Finder 2.0*. Australia: ByoGuides.
- Khodzori, M. F. A., Saad, S., Nordin, N. F. H., Salleh, M. F., Rani, M. H., Yusof, M. H., & Noor, N. M. (2015). Diversity and distribution of Euphyllidae corals in Tioman Island: Emphasis on the genetic variation of *Euphyllia cristata*. *Jurnal Teknologi*, 77(24).
- Khodzori, F. A., Saad, S., & Mohammadnoor, N. (2019). Coral community structure in Payar Island Marine Park, Malaysia. *Journal of Sustainability Science and Management*, 14(1), 29-39.

- Lee, J. N., Abd Adzis, K. A., Afiq-Rosli, L., Tanzil, J. T., Chan, A. A., Ismail, M. N., Akmal, K. F., & Affendi, Y. A. (2022). Scleractinian coral (Cnidaria, Hexacorallia, Scleractinia) diversity of the Mersing Islands, Peninsular Malaysia. *ZooKeys*, *1102*, 177-190.
- Lee, J. N., Adzis, K. A. A., Yusof, Y., Teruaki, Y., Stefano, G. A., Hasan, A. A., Muhamad, N. T., Mohamed, C. A. R. (2012). Diversity of reef communities in the eastern Johor archipelago. In *National Seminar on the Status of Marine Biodiversity of the Islands & Coastal Waters of Malaysia*. November 26-28, Avillion Admiral Cove, Port Dickson.
- Lee, J. N., Mohamed, C. A. R. (2011). Accumulation of settling particles in some coral reef areas of Peninsular Malaysia. *Sains Malaysiana*, *40*(6), 549-554.
- Paper, O., Harpeni, E., David, A. L., Biology, T. (2011). Life History Studies of *Montipora digitata* in Pioneer Bay, North Queensland, Australia. *Journal of Coastal Development*, *15*(1), 72-81.
- Safuan, C. D. M., Ali, A., Zainol, Z., Ali, A., Akhir, M. F. M., Muslim, A. M., Bachok, Z. (2018). A baseline assessment of coral reef in Malacca Straits, Malaysia. *Ocean Science Journal*, *53*(2), 275-283.
- Shahbudin, S., Akmal, K. F., Faris, S., Normawaty, M. N., Mukai, Y. (2017). Current status of coral reefs in Tioman Island, Peninsular Malaysia. *Turkish Journal of Zoology*, *41*(2), 294-305.
- Smith, J. (2006). Factors affecting the distribution and health of the intertidal coral *Goniastrea aspera* on the reef flat in Geoffrey Bay, Magentic Island, 1-35.
- Supriharyono, S. (2004). Growth rates of the massive coral *Porites lutea* Edward and Haime, on the coast of Bontang, East Kalimantan, Indonesia. *Journal of Coastal Development*, *7*(3), 143-155.
- Syahrir, M. R., Hanjoko, T., Adnan, A., Yasser, M., Efendi, M., Budiarsa, A. A., Suyatna, I. (2018). The existence of estuarine coral reef at Eastern front of Mahakam delta, East Kalimantan, Indonesia: A first record. *AACL Bioflux* *11*(2), 362-378.
- Toda, T., Okashita, T., Maekawa, T., Alfian, B. A. A. K., Rajuddin, M. K. M., Nakajima, R., Chen, W., Takahashi, K. T., Othman, B. H. R., Terazaki, M. (2007). Community structures of coral reefs around Peninsular Malaysia. *Journal of Oceanography*, *63*(1), 113-123.
- Veron, J.E.N., DeVantier, L.M., Turak, E., Green, A.L., Kininmonth, S., Stafford-Smith, M., Peterson, N. (2011). The Coral Triangle. In Dubinsky, Z., Stambler, N. (Eds.), *Coral reefs: An ecosystem in transition*. Springer: Dordrecht, pp. 47-55.
- Veron, J. E. N., Stafford-Smith, M. (2000). Corals of the World. (Volumes 1-3). Australian Institute of Marine Science, Townsville, Australia. Retrieved from: <http://www.coralsofttheworld.org/page/home/>
- Waheed, Z. (2016). *Patterns of coral species richness and reef connectivity in Malaysia*. [PhD Dissertation, Leiden University, Nederland].