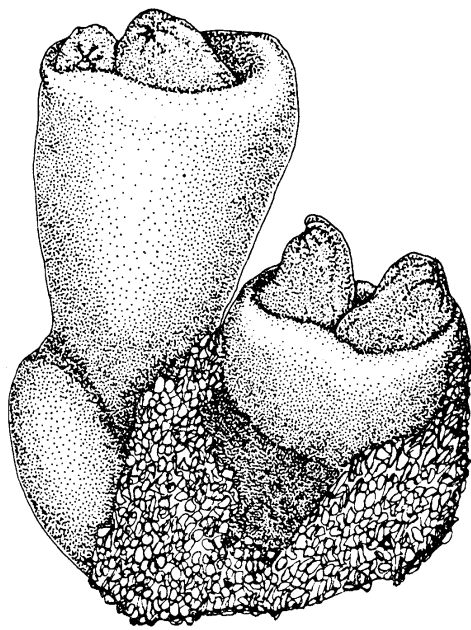


CATALOGUE OF TUNICATA IN AUSTRALIAN WATERS



P. Kott

Queensland Museum
Brisbane, Australia

qm
queensland museum



Australian Government
Department of the
Environment and Heritage



Australian Government

Department of the Environment and Heritage

Australian Biological Resources Study

The Australian Biological Resources Study is a program of the Department of the Environment and Heritage, Australia.

© Commonwealth of Australia 2005

This work is copyright. Apart from any use as permitted under the *Copyright Act 1968*, no part may be reproduced by any process without written permission from the Australian Biological Resources Study, Environment Australia. Requests and inquiries concerning reproduction and rights should be addressed to the Director, Australian Biological Resources Study, GPO Box 787, Canberra, ACT 2601, Australia.

National Library of Australia Cataloguing-in-Publication entry

Kott, P.

Catalogue of Tunicata in Australian waters.

Bibliography.

Includes index.

ISBN 0 642 56842 1

[ISBN 978-0-642-56842-7].

1. Tunicata - Australia. I. Australian Biological Resources Study. II. Title.

596.20994

In this work, Nomenclatural Acts are published within the meaning of the *International Code of Zoological Nomenclature* by the lodgement of a CD Rom in the following major publicly accessible libraries:

The Australian Museum Library, Sydney

The National Library of Australia, Canberra

The Natural History Museum Library, London

The Queensland Museum Library, Brisbane

The United States National Museum of Natural History, Smithsonian Institution, Washington DC

The University of Queensland Library, Brisbane

The Zoologische Museum Library, University of Amsterdam

[International Commission for Zoological Nomenclature (1999). *International Code of Zoological Nomenclature* 4th ed: 1–126 (Article 8.6)]

This CD is available from:

Australian Biological Resources Study

PO Box
Canberra, ACT 2601
Australia

Tel:(02) 6250 9435 Int: +(61 2) 6250 9435
Fax:(02) 6250 9555 Int: +(61 2) 6250 9555
Email:abrs@deh.gov.au

CONTENTS

Preface	1
Arrangement of Higher Level Taxa	1
Geographic Scope	1
Ecological Descriptors	2
Museums	2
Closing Date	3
TUNICATA	5
Acknowledgements	6
Ascidiacea	9
Aplousobranchia	18
Cionidae	20
Clavelinidae	23
Diazonidae	28
Didemnidae	31
Euherdmaniidae	72
Holozoidae	74
Polycitoridae	83
Polyclinidae	93
Protopolyclinidae	107
Pseudodistomidae	109
Pycnoclavellidae	112
Ritterellidae	115
Stomozoidae	118
Unplaced Species	120
Phlebobranchia	121
Agneziidae	122
Agneziinae	124
Asciidiidae	125
Corellidae	134
Perophoridae	137
Plurellidae	142
Unplaced Species	144
Stolidobranchia	145
Hexacrobylidae	146
Molgulidae	149
Pyuridae	156
Styelidae	170
Botryllinae	173
Polyzoinae	178
Styelinae	185
Unplaced Species	198

CONTENTS

Thaliacea	200
Doliolidae	203
Pyrosomatidae	205
Pyrosomatinae	207
Pyrostremmatinae	208
Salpidae	209
Cyclosalpinae	211
Salpinae	213
Appendicularia	220
Fritillariidae	224
Kowalevskiidae	228
Oikopleuridae	229
Bathochordaeinae	231
Oikopleurinae	232
Taxonomic Decision	236
References cited	237
Appendix	269
Index of Taxa	271

PREFACE

This *Catalogue of Tunicata in Australian Waters* revises and updates the work published on 14 May 1998 as Kott, P. (1998). Tunicata. pp. 51-259 in Wells, A. & Houston, W.W.K. (eds) *Zoological Catalogue of Australia*. Hemichordata, Tunicata, Cephalochordata. Melbourne : CSIRO Publishing, Australia Vol. 34 298 pp., and follows the general arrangement of that work.

Arrangement of Higher Level Taxa

In this work, families are treated in alphabetical order within their class and ordinal groupings as set out below.

Class: ASCIDIACEA

Order: ENTEROGONA

Suborder: APLOUSOBRANCHIA

Cionidae
Clavelinidae
Diazonidae
Didemnidae
Euherdmaniidae
Holozoidae
Polycitoridae
Polyclinidae
Protopolyclinidae
Pseudodistomidae
Pycnoclavellidae
Ritterellidae
Stomozoidae

Suborder: PHLEBOBRANCHIA

Agneziidae
Asciidiidae
Corellidae
Perophoridae
Plurellidae

Order: PLEUROGONA

Suborder: STOLIDOBRANCHIA

Hexacrobylidae
Molgulidae
Pyuridae
Styelidae
Styelinae
Botryllinae
Polyzoinae

CLASS: THALIACEA

Doliolidae
Pyrosomatidae
Pyrosomatinae
Pyrostremmatinae
Salpidae
Salpinae
Cyclosalpinae

CLASS: APPENDICULARIA

Fritillariidae
Kowalevskiidae
Oikopleuridae
Bathochordaeinae
Oikopleurinae

Geographic Scope

Distribution data in this *Catalogue* follow the format adopted by the *Zoological Catalogue of Australia* series, using political and geographic region descriptors (see Map 1), and serves as a guide to the distribution of a taxon. For details of a taxon's distribution, the reader should consult the cited references (if any) at genus and species levels.

Australia is defined as including Lord Howe Is., Norfolk Is., Cocos (Keeling) IIs, Christmas Is., Ashmore and Cartier IIs, Macquarie Is., Australian Antarctic Territory, Heard and McDonald IIs, and the waters associated with these land areas of Australian Political responsibility. Political areas include the adjacent waters. However, the Tunicata of the waters surrounding Macquarie Is., the Australian Antarctic Territory, Heard and McDonald IIs are not included in this work. Species known from these areas are treated in monographic works by Lohmann (1905, 1908), Lohmann & Buckmann (1926), Garstang (1933) Garstang & Georgeson (1935), Kott (1954, 1969, 1971), Millar (1960) Tokioka (1964), C. Monniot (1978), Monniot & Gail (1978) and Monniot & Monniot (1983).

Terrestrial geographic terms are based on the drainage systems of continental Australia, while marine terms are self explanatory except as follows: the boundary between the coastal and oceanic zones is the 200m contour; the Arafura Sea extends from Cape York to 124°E; and the boundary between the Tasman and Coral Seas is considered to be the latitude of Fraser Island, also regarded as the southern terminus of the Great Barrier Reef.

Distribution records, if any, outside of these areas are listed as extralimital. The distribution descriptors for each species are collated to genus level. Users are advised that extralimital distribution for some taxa may not be complete.

Ecological Descriptors

The following descriptors are used in this database to summarise the life history and habit of species group taxa.

Life History

oviparous: mature gametes released for fertilisation outside the parental colony or individual (as in most solitary Ascidiacea).

viviparous: fertilisation and incubation of embryos takes place in the parental colony or individual followed later by release of live larvae or juveniles (as in all colonial Ascidiacea).

Habit

planktonic: organisms suspended in and moving in water or in air, their distribution dependent on the course of currents.

pelagic: organisms moving through water independently of currents.

benthic: attached to, or crawling or walking on, or living on or in the bottom of the sea, lakes or rivers.

sessile: directly attached to the substrate or living permanently in one place (territorial).

marine: living in the sea

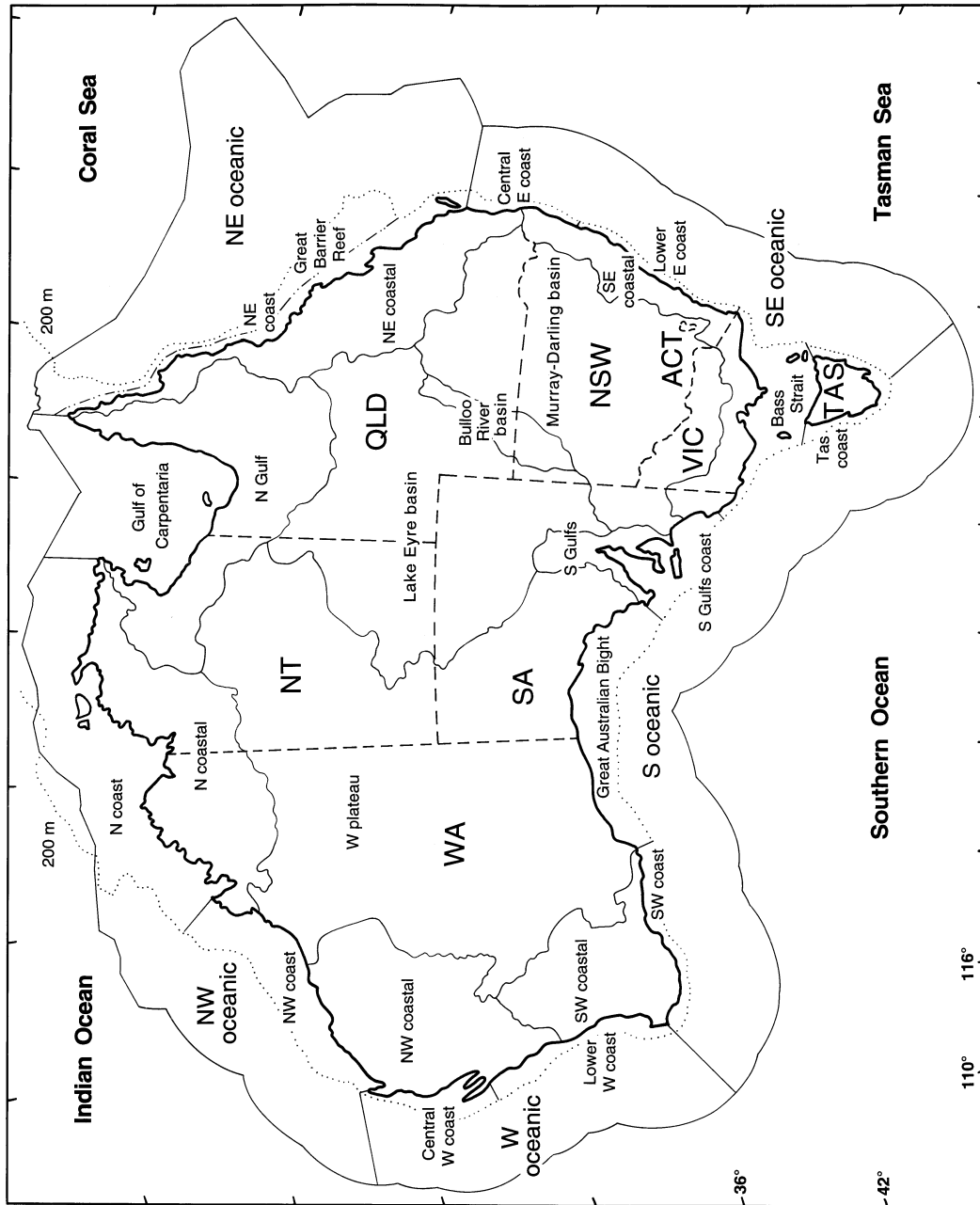
Museums

The following acronyms have been used for the institutions in which the type specimens in this taxon are held.

AM	Australian Museum, Sydney, New South Wales, Australia
AMNH	American Museum of Natural History, New York, USA
ANSP	Academy of Natural Sciences, Philadelphia, Pennsylvania, USA
BLIH	Biological Laboratory, Imperial Household of Japan, Tokyo, Japan
BMBN	Bergen Museum, Bergen, Norway
BMNH	Natural History Museum (formerly British Museum (Natural History)), London, England
BPBM	Bernice P. Bishop Museum, Honolulu, Hawaii, USA
GMNH	Muséum d'Histoire Naturelle, Genève, Switzerland
HMN	Hancock Museum, University of Newcastle, Newcastle-upon-Tyne, England
IM	Indian Museum, Calcutta, India
MAD	Madras Museum, Madras, India
MGH	Museum Godeffroy, Hamburg (now in ZMH), Germany
MNHN	Museo Nacional de Historia Natural, Santiago, Chile
MNHP	Muséum National d'Histoire Naturelle, Paris, France
MONZ	Museum of New Zealand Te Papa Tongaewa (formerly National Museum of NZ), Wellington, New Zealand
MSUMZ	Memphis State University, Tennessee, USA
NHMW	Naturhistorisches Museum, Wien, Austria
NHRM	Naturhistoriska Riksmuseet, Stockholm, Sweden
NMV	Museum Victoria, Melbourne, Victoria, Australia
NSMT	National Science Museum (Natural History), Tokyo, Japan
NTM	Museum and Art Galleries of the Northern Territory, Darwin, Northern Territory, Australia
NZOI	New Zealand Oceanographic Institute, Wellington, New Zealand
OMNH	Osaka Museum of Natural History, Osaka, Japan
OMNZ	Otago Museum, Otago, New Zealand
QM	Queensland Museum, Brisbane, Queensland, Australia
SAM	South African Museum, Cape Town, South Africa
SAMA	South Australian Museum, Adelaide, South Australia, Australia
SMBL	Museum of the Seto Marine Biological Laboratory, Sirahama, Japan
SMF	Naturmuseum und Forschungsinstitut, Senckenberg, Frankfurt am Main, Germany
TMH	Tasmanian Museum and Art Gallery, Hobart, Tasmania, Australia
USNM	National Museum of Natural History, Smithsonian Institution, Washington DC, USA
UTZM	University of Tsukuba, Zoological Museum (the Oka Collection), Okayama, Japan
VNIRO	Institute of Oceanography, Moscow, Russia
WAM	Western Australia Museum, Perth, Western Australia, Australia
YPM	Yale University, Peabody Museum, New Haven, Connecticut, USA
ZMA	Zoölogisch Museum, Universiteit van Amsterdam, Amsterdam, The Netherlands
ZMB	Museum für Naturkunde an der Universität Humboldt zu Berlin, Berlin, Germany
ZMH	Zoologisches Museum für Hamburg, Hamburg, Germany
ZMUC	Zoological Museum, University of Copenhagen, Copenhagen, Denmark

Closing Date

The closing date for entries in this section of the *Catalogue* was 30 July, 2005.



Map 1. States, standard drainage basins, coastal zones within the 200 m bathymetric contour, and the 200 nautical mile Australian fishing zones. Simple conic projection with two standard parallels (18°S and 36°S). [from Kott 1998]

PHYLUM TUNICATA

The Tunicata are grouped with Hemichordata and Cephalochordata as the Protochordata. Phylogenetic relationships of the protochordate taxa are not close, but they share certain chordate characteristics and possibly an ancestry with the Chordata (Berrill 1950). Among the shared features are a perforated pharynx, and a dorsal and sometimes hollow nerve cord derived by invagination from the ectoderm. In Tunicata the larval or adult tail (when it occurs), and in Cephalochordata a rod of cells resembling the embryonic notochord of chordate animals suggest a closer affinity with Chordata than with the invertebrate phylum Hemichordata. Also, in Tunicata and Cephalochordata but not in Hemichordata a median ventral mucus-secreting groove in the pharynx is known to take up iodine like the vertebrate thyroid gland (Godeaux 1989). Tunicates differ further from Hemichordata in their unique heart and linear circulatory system, the heart reversing the direction of blood flow from time to time to ensure the even distribution of oxygen and nutrients (Heron 1973, 1975) and in having tailed (rather than ciliated) larvae. A proposal that the tunicate anterodorsal ciliated opening of the neural gland into the pharynx might be an homologue of the vertebrate anterior pituitary has been found to be invalid (see Goodbody 1974). Secretory cells are not present and the cilia create a current into the duct and to the neural gland as part of the mechanism controlling blood volume (Ruppert 1990).

The group Tunicata Lamarck, 1816 initially contained ascidians and salps. Appendicularians and doliolids were added later by Huxley (1851). Although Lamarck believed the Tunicata to be an independent class between Alcyonaria and Vermes, they were more often thought of as a class (Molluscoides) of the Mollusca (see Cuvier 1817, 1830) until Kowalevsky (1867) demonstrated the chordate characteristics evident in their embryos (see Herdman 1882). Herdman (1882) eventually divided the Tunicata into the three classes known today (see also Garstang 1896 and Fenaux 1993). These are the sessile Ascidiacea (sea squirts), and the planktonic Thaliacea (salps, doliolids and purse salps) and Appendicularia (larvaceans).

There are marked differences between the three classes of the Tunicata. The larval tail, lost on metamorphosis in the Ascidiacea and Doliolidae (Thaliacea) and suppressed altogether in other Thaliacea, persists through life in Appendicularia. In Ascidiacea and Thaliacea the ectoderm of the body wall synthesises a substance known as tunicin that is similar (chemically) to plant cellulose. It forms a test or tunic around the body composed of an acellular, proteinaceous matrix containing fibres and blood and test cells (see Goodbody 1974). Ectodermal vessels extend into it from the body wall and in colonial forms the test continues around ectodermal vessels that connect colonial zooids, or it forms a matrix in which zooids (as well as test vessels) are partially or completely embedded. Generally Appendicularia lack a tunicin covering. Instead, a balloon-like mucous house is secreted by special (oikoplast) cells in the trunk epithelium and is inflated around the whole or part of the animal by the beating of its tail. Thaliacea and Ascidiacea have an atrial cavity invaginated from the external surface (and therefore lined with ectodermal epithelium) into which the pharyngeal perforations (stigmata) open. In Ascidiacea this cavity surrounds the sides and dorsum of the perforated part of the pharynx, maintaining its connection with the exterior through the dorsal opening (atrial aperture). In Thaliacea the atrial cavity is at the posterior end of the pharynx and its aperture is at the opposite end of the animal to the mouth. In Appendicularia there is no atrial cavity and only a single pair of pharyngeal perforations open directly to the exterior.

With the exception of certain ascidians from abyssal depths that have evolved a carnivorous habit, all three classes of the Tunicata are prodigious filter feeders, straining large quantities of water passing through their mucous filters. In Ascidiacea and Thaliacea the microorganisms and organic particles from the continuous sheet of mucus secreted by the endostyle and perforated by micropores is moved up over the inner wall of the perforated pharynx by cilia and rolled into

PHYLUM TUNICATA

a mucous rod that moves along the dorsal midline into the oesophagus. The beating of the cilia lining the stigmata draws a current of water in through the mouth (incurrent aperture), through the mucous-sheet and the stigmata of the pharyngeal wall and out through the atrial cavity and the atrial (excurrent) aperture. In Appendicularia water is moved through special filters in the mucous house by the beating of the tail. Food caught in these filters is washed into the mouth by an incurrent stream of water generated by cilia lining the pharyngeal perforations (known as spiracles) and as in the two other tunicate classes, and the food, trapped in mucus secreted by the endostyle, is moved down into the gut (see Deibel 1998; Flood & Deibel 1998). With very few exceptions, tunicates are hermaphrodite, each individual having gonads of both sexes. Male and female organs mature at different times and normally they are not self-fertile (Ryland & Bishop 1993).

Recent reviews of aspects of the Ascidiacea are on physiology (Goodbody 1974), microscopic anatomy (Burighel & Cloney 1997) and biology and functional anatomy (Millar 1971; Kott 1985, 1990a, 1992a, 2001: Annotated Glossaries; Kott 1989). The biology of the Thaliacea and Appendicularia is reviewed in Bone (1998).

Ascidiacea is the most diverse class, with about 700 extant species in the Australian fauna. Thaliacea, although prolific and with a high biomass in coastal waters, are much less diverse, having less than 100 species worldwide. Appendicularia also are not diverse, with only about 60 species known worldwide. Most species of the planktonic Thaliacea and Appendicularia, carried by ocean currents, have wide geographic ranges that include most of the oceans of the world.

ACKNOWLEDGEMENTS

Much of the information on the Ascidiacea in this work is the result of the author's research on the class. However, for information on Appendicularia she has relied on the work of Harold Thompson (1945); and on more recent publications and comments of Dr Robert van Soest of the Zoological Museum, University of Amsterdam (Thaliacea) and Dr Robert Fenaux of the Station Zoologique of the Université de Paris, Villefranche-sur-Mer (Appendicularia). She is especially grateful to Dr van Soest and Dr Fenaux for their advice.

In the published *Catalogue*, the illustrations used in the ascidian family introductions are reproduced from Kott (1985, 1990a, 1990b, 1992a, 1992). To maintain a consistent style, Figs 23-25 (Thaliacea) were redrawn from the original publications (as indicated) by F. Knight. Figure 26 (Appendicularia) was reproduced from Alldredge (1978), with permission.

Compilation of this section of the *Zoological Catalogue of Australia* database, including this edition, was partially funded by the Australian Biological Resources Study. The continuing support of the Director and the Board of the Queensland Museum, and the assistance of its administrative staff, are acknowledged with gratitude as is the assistance of the author's research assistant (under an ABRS grant for work on the taxonomy of the Australian Ascidiacea) whose contribution to the compilation of this revision has been substantial. The author is grateful also for assistance from the editorial staff of the ABRS, and the diligence of six anonymous referees whose constructive suggestions on the original database contributed to its accuracy and comprehensiveness.

REFERENCES

- Allredge, A. (1978). Appendicularians. *Sci. Am.* **235**: 95–102
- Berrill, N.J. (1950). The Tunicata. *Ray Soc. Publs* **133**: 1–354
- Bone, Q. (1998). *The Biology of Pelagic Tunicates*. New York : Oxford University Press 340 pp.
- Burighel, P. & Cloney, R.A. (1997). Urochordata: Ascidiacea. pp. 221–347 in Harrison, F.W. & Ruppert, E.E. (eds) *Microscopic Anatomy of Invertebrates*, Vol. 15: Hemichordata, Chaetognatha and the Invertebrate Chordates. New York : Wiley Liss
- Cuvier, G.L.C.F.D. (1817). *Le Règne Animal distribué d'après son organisation*. Paris : Déterville Vol. 2 pp. 495–504
- Cuvier, G.L.C.F.D. (1830). *Le Règne Animal distribué d'après son organisation Edn 2*. Paris : Déterville Vol. 3 pp. 162–170
- Deibel, D. (1998). Feeding and metabolism of Appendicularia. pp. 139–150 in Bone, Q. (ed.) *The Biology of Pelagic Tunicates*. New York : Oxford University Press 340 pp.
- Fenaux, R. (1993). The classification of the Appendicularia (Tunicata): History and current state. *Mém. Inst. Océanogr. Monaco.* **17**: i–vii, 1–123
- Flood, R. & Deibel, D. (1998). The appendicular house. pp. 105–124 in Bone, Q. (ed.) *The Biology of Pelagic Tunicates*. New York : Oxford University Press 340 pp.
- Garstang, W. (1896). Outlines of a new classification of the Tunicata. *Rep. Brit. Assoc.* **1895**: 718–719
- Garstang, W. (1933). Report on the Tunicata. 1. Doliolida. *Brit. Antarct. 'Terra Nova' Exped. 1910, Zool.* **4**: 195–251
- Garstang, W. & Georgeson, E. (1935). Report on the Tunicata. Part 11. Copelata. *Brit. Antarct. 'Terra Nova' Exped. 1910, Zool.* **4**: 263–282
- Godeaux, J.E.A. (1989). Introduction to the morphology, phylogenesi, and systematics of lower Deuterostomia. pp. 3–60 in Florkin, M. & Sheer, B.T. (eds) *Chemical Zoology. Vol. 8. Deuterostomians, cyclostomes, and fishes*. New York, London : Academic Press.
- Goodbody, I. (1974). The physiology of ascidians. *Adv. Mar. Biol.* **12**: 1–129
- Herdman, W.A. (1882). Report on the Tunicata collected during the voyage of H.M.S. *Challenger* during the years 1873–1876. Pt I, Ascidiæ simplices. *Zool. Chall. Exped.* **6**(17): 1–296
- Heron, A.C. (1973). A new type of heart mechanism in the invertebrates. *J. Mar. Biol. Ass. U.K.* **53**: 425–428
- Heron, A.C. (1975). Advantages of heart reversal in pelagic tunicates. *J. Mar. Biol. Ass. U.K.* **55**: 959–963
- Huxley, T.H. (1851). Remarks upon *Appendicularia* and *Doliolum*, two genera of the Tunicata. *Philos. Trans. R. Soc. Lond.* **2**: 595–605 pl. xviii
- Kott, P. (1954). Tunicata, Ascidiæ. *Rep. B.A.N.Z. Antarct. Res. Exped.* **1**(4): 121–182
- Kott, P. (1969). Antarctic Ascidiacea. A monographic account of the known species based on specimens collected under U.S. Government auspices 1947 to 1963. *Antarct. Res. Ser.* **13**: i–xv 1–239
- Kott, P. (1971). Antarctic Ascidiacea II. Collections in south of 40° south latitude 1963/67 principally by the USNS *Eltanin*. *Antarct. Res. Ser.* **16**(4): i–iii, 1–60
- Kott, P. (1985). The Australian Ascidiacea Pt 1, Phlebobranchia and Stolidobranchia. *Mem. Queensl. Mus.* **23**: 1–440
- Kott, P. (1989). Form and function in the Ascidiacea. *Bull. Mar. Sci* **45**: 253–276
- Kott, P. (1990a). The Australian Ascidiacea Pt 2, Aplousobranchia (1). *Mem. Queensl. Mus.* **29**(1): 1–266

PHYLUM TUNICATA

- Kott, P. (1990b). The Australian Ascidiacea, Phlebobranchia and Stolidobranchia, supplement. *Mem. Queensl. Mus.* **29**(1): 267–298
- Kott, P. (1992b). The Australian Ascidiacea, supplement 2. *Mem. Queensl. Mus.* **32**(2): 621–655
- Kott, P. (2001). The Australian Ascidiacea Pt 4, Didemnidae. *Mem. Queensl. Mus.* **47**(1): 1–410
- Kowalevsky, A.O. (1867). Entwicklungsgeschichte der einfachen Ascidien. *Mém. Acad. Imp. Sci. St Pétersburg* (7)**10**: 1–19
- Lamarck, J.B.P. (1816). *Histoire Naturelle des Animaux sans Vertèbres*. Paris : Verdiere, Libraire Vol. 3 pp. 80–130
- Lohmann, H. (1905). Die Appendicularien des arktischen und antarctischen Gebiets, ihr Beziehungen zueinander und zu den arten des Gebietes der warmen Ströme. *Zool. Jahrb. (Suppl.)***8**: 353–382
- Lohmann, H. (1908). Über einige faunistische Ergebnisse der Deutschen Südpolar-Expedition, unter besonderer Berücksichtigung der Meeressmilben. *Schrift. Naturwiss. Ver. Schleswig-Holstein* **14**(1): 1–14
- Lohmann, H. & Bückmann, A. (1926). Die Appendicularien der Deutschen Südpolar-Expedition 1901 bis 1903. *Ergebn. Deutsch. Südp.-Exped.* **18**(Zool. 10): 63–231
- Millar, R.H. (1960). Ascidiacea. *Discovery Rep.* **30**: 1–160
- Millar, R.H. (1971). The biology of ascidians. *Adv. Mar. Biol.* **9**: 1–82
- Monniot, C. (1978). Ascidies phlebobranches et stolidobranches du sud de l'Océan Indien. *Ann. Inst. Océanograph.* **54**(2): 171–224
- Monniot, C. & Monniot, F. (1983). Ascidies Antarctiques et subantarctique: morphologies et biogéographie. *Mém. Mus. Natl. Hist. Nat. Paris (A)***125**: 1–168 7 pls
- Monniot, F. & Gaill, F. (1978). Polyclinidae (Ascidiacea) du sud-ouest de l'Océan Indien. *Ann. Inst. Océanograph.* **54**(2): 133–162
- Ruppert, E.E. (1990). Structure, ultrastructure and function of the neural gland complex of *Ascidia interrupta* (Chordata, Ascidiacea): clarification of hypotheses regarding the evolution of the vertebrate anterior pituitary. *Acta Zool. Stockholm* **71**: 135–149
- Ryland, J.S. & Bishop, J.D.D. (1993). Internal fertilisation in hermaphroditic colonial invertebrates. *Ann. Rev. Ocean. Mar. Biol.* **31**: 445–477
- Thompson, H. (1945). *Pelagic Tunicates of Australia*. Melbourne : Council for Scientific and Industrial Research 196 pp. 75 pls
- Tokioka, T. (1964). Taxonomic studies of Appendicularians collected by the Japanese Antarctic Research Expedition, 1957. *Sci. Rep. Jap. Antarct. Res. Exped. 1956–62 (E)***21**: 1–16

ASCIDIACEA

The Ascidiacea, the largest class of the Tunicata, are fixed, filter feeding organisms found in most marine habitats from intertidal to hadal depths. The class contains two orders, the Enterogona in which the atrial cavity (atrium) develops from paired dorsal invaginations, and the Pleurogona in which it develops from a single median invagination. These ordinal characters are not present in adult organisms. Accordingly, the subordinal groupings, Aplousobranchia and Phlebobranchia (Enterogona) and Stolidobranchia (Pleurogona), are of more practical use at the higher taxon level.

In the earliest classification (Savigny 1816; Milne-Edwards 1841) ascidians-including the known salps, doliolids and later (Huxley 1851), appendicularians-were subdivided according to their social organisation, namely, solitary and colonial forms, the latter with zooids either embedded (compound) or joined by basal stolons (social). Recognising the anomalies this classification created, Lahille (1886) used the branchial sacs to divide the group (now known as Tunicata) into three orders: Aplousobranchia (pharynx lacking both internal longitudinal vessels and folds), Phlebobranchia (pharynx with internal longitudinal vessels but lacking folds), and Stolidobranchia (pharynx with both internal longitudinal vessels and folds). Subsequently, with thaliaceans and appendicularians in their own separate classes, Lahille's suborders came to refer only to the Class Ascidiacea, and his definitions were amplified by consideration of the position of the gut and gonads relative to the branchial sac (Harant 1929).

Kott (1969) recognised that the position of the gut and gonads are linked with the condition and function of the epicardium. These are significant characters and are informative of phylogenetic relationships. However, although generally conforming with Lahille's orders, the new phylogeny cannot be reconciled with a too rigid adherence to his definitions based solely on the branchial sac. Definitions of Lahille's taxa have been adjusted to confer the flexibility needed to accommodate the various evolutionary trends evident in this diverse group of animals. The presence of uninterrupted longitudinal branchial vessels in *Ciona* and some diazonids indicates a relationship with Phlebobranchia but is not the only indicator of affinity at subordinal rank. Rather, internal longitudinal branchial vessels are primitive, occurring in all suborders. They tend to be reduced in numbers with size reduction and simplification and are lost altogether in Aplousobranchia, in which evolution is dominated by replication, size reduction and simplification (Kott 1990a).

Ascidians have evolved in two major lines, one (Aplousobranchia) primarily associated with replication and the development of colonial systems, progressive size reduction and simplification of zooids, increasing colony organisation and the relatively small ovaries associated with internal fertilisation and viviparity. In the other line (Phlebobranchia and Stolidobranchia) evolution generally is associated with growth of the individual (rather than development of colonies), sophistication of various organs which enhance the efficiency of solitary individuals (including digestive glands) and the large ovaries associated with external fertilisation and oviparity. Occasionally replication and a colonial habit also occur in certain families in the latter two suborders, and when this occurs, the adaptive changes (including size reduction of zooids, development of colonial systems, internal fertilisation and viviparity) parallel the changes associated with colony development in Aplousobranchia. In the most highly organised colonies (in Stolidobranchia as well as Aplousobranchia), the replicate zooids are entirely embedded in common test material and their excurrent apertures open into large internal cloacal spaces (canals and cavities). In less well organised colonial species (in all suborders), the excurrent apertures open directly to the exterior (as they do in solitary forms). In less well developed colonies in all suborders, zooids are only partially embedded or they are separate and connected only by basal stolons.

The only exceptions to these generalisations are, in Aplousobranchia, the primitive and solitary *Ciona intestinalis* and some taxa in Diazonidae that form simple colonies which are fertilised externally; and in the invariably solitary stolidobranch genera *Polycarpa* (Styelidae) and *Molgula* (Molgulidae), a few species are internally fertilised and brood their embryos.

This subordinal phylogeny and classification followed in this work is based on Kott's revisions (Kott 1985, 1990a, 1992a, 2001). In Aplousobranchia (including the Cionidae and Diazonidae), the gut loop and gonads are posterior to the pharynx; and persistent endodermal epicardial sacs generally participate in regeneration of tissues, especially in replication. Only in clavelinids does mesodermal tissue generate replicates. In Phlebobranchia and Stolidobranchia, the gut loop and gonads are in the parietal body wall beside the pharynx; and the epicardium is modified for an excretory role, replication (when it occurs) being effected by the ectoderm.

The Australian Ascidian Fauna

The known Australian ascidian fauna numbers about 700 species, although this number is expected to increase as new species are found. The diversity of the fauna is greater than is known for other geographic areas of comparable size (Kott 1985, 1990, 1992, 2001). Several factors may explain this, namely:

- The northern Australian coast is in the middle of the vast Indo-West Pacific tropical coralline region. The Australian continental shelf fauna acquires recruits and gains genetic diversity from that region.
- The Australian continent forms a bridge between the tropical and temperate waters and provides a diversity of habitats for colonisation and speciation.
- The temperate waters of the southern coast contain Gondwanan elements and recruits from the Southern Ocean, as well as the indigenous species that appear to be isolated in these habitats.

The oviparous larvae of solitary species are free-swimming for periods of one to 24 hours, and prior to hatching have been floating free in the water for up to three days (Anderson *et al.* 1975). Accordingly, they are subject to dispersal which could contribute to gene flow and remove risks of isolation. However, dispersal could also affect population maintenance, reducing the success of fertilisation for these sessile organisms. The viviparous larvae of colonial species are seldom free-swimming for more than one hour (Berrill 1950) and failure to effect recruitment to neighbouring populations could be the cause of isolation of populations in temperate rocky coastal habitats. The profusion of suitable habitats in coral reef environments may prevent such isolation in the tropics.

In Australian waters, most of the known ascidian families are well represented relative to their diversity in other parts of the world, although certain families, especially colonial ones, appear to have radiated more than others. Of particular interest is the family Holozoidae which is represented by a number of genera that only occasionally are represented in waters north of the equator. Some of these are diverse (*Sigillina* Savigny, 1816, *Hypodistoma* Tokioka, 1967 and *Sycozoa* Lesson, 1832) and others are not so diverse (*Hypsistozoa* Brewin, 1953, *Neodistoma* Kott, 1990 and *Polydistoma* Kott, 1990). In this family, only the genus *Distaplia* Della Valle, 1881 is cosmopolitan. The polycitorid genus *Eudistoma* Caullery, 1909 and two polyclinid genera, *Aplidium* Savigny, 1816 and *Polyclinum* Savigny, 1816, are particularly well represented. Some taxa are restricted in both diversity and range, *e.g.* in the Clavelinidae the monotypic *Nephtheis fascicularis* (Drasche, 1882) is indigenous to the West Pacific tropical region. The family Didemnidae is especially diverse, with a rich temperate indigenous fauna as well as a component of tropical species from the wider Indo-West Pacific (see Kott 2005).

Diversity in growth-form and choice of habitat occurs in most ascidian families and even genera. For example, a suite of species in the genus *Clavelina* Savigny, 1816 demonstrates a range of different levels of colony organisation including solitary species, species with individuals joined basally, and others with the zooids entirely embedded in the common test. The related cosmopolitan family Pycnoclavellidae displays a similar range in colony form and has a range of species in Australian waters which exploit a similar variety of habitats. Other aplousobranch taxa with prolific replication, probably rapid colony growth that is not constrained by the existence of cloacal systems (namely, Ritterellidae, Pseudodistomidae, Protopolyclinidae and Euherdmaniidae), have a range of different colonies from solitary zooids to branching, plate-like or compact colonies and also are found in a range of habitats.

In the Phlebobranchia, *Ascidia* Linnaeus, 1767 contains numerous and diverse species, and some (e.g. *Ascidia thompsoni* Kott, 1952 and *Ascidia scaevola* (Sluiter, 1904)) are unusual in having sand embedded in the test. *Ascidia scaevola* is especially well adapted to a sandy sea floor habitat, as are many species of the Agneziidae which use their body muscles to close folds of test across their apertures. The Plurellidae, one of the few western Pacific indigenous families also show remarkable adaptations for sandy sea-floor habitats by having the gonads in a projection from the body wall that is actually embedded in the sandy test.

In the Stolidobranchia, which usually have a characteristically tough, leathery test, a number of stalked species in Styelidae and Pyuridae favour habitats where currents change direction. The *pachydermatina* group in the genus *Pyura* Molina, 1782, includes species with especially long, narrow stalks. It has one representative in New Zealand, but other species are indigenous in Australian temperate waters. However, temperate Australian species are often indigenous possibly having speciated following isolation from their tropical sister groups. This occurs also at genus level, in the case of the genus *Polycarpa* Heller, 1877, which is conspicuous in Australian temperate as well as tropical waters. It appears to have tropical affinities, and does not occur south of the subtropical convergence.

Investigations on the Australian Ascidian Fauna

The early exploration of the Australian ascidian fauna was by European-mounted expeditions visiting these waters. The French corvettes *la Coquille* (1822-25), *Uranie* and *la Physicienne* (1817-20), and the *Astrolabe* (1826-29) and the British *Challenger* (1873-76) expeditions took material from temperate as well as tropical Australian waters (Lesson 1830-32; Quoy & Gaimard 1824, 1833, 1834; Herdman 1882, 1886). Later, the Swedish Expedition (Dr E. Mjöberg) to north-western Australia (Hartmeyer 1919) and the German expedition to south-western Australia (Hartmeyer & Michaelsen 1928, Michaelsen 1930) sampled the fauna of the western side of the continent. Along the more populated eastern coast, the Australian Museum and the NSW Fisheries Research Vessel *Thetis* made collections reported on by Herdman (1899) and Herdman & Riddell (1913). Various collections from Australian locations made by Professor Schmarda (Heller 1878) also added significantly to the knowledge of the ascidian fauna, as did Danish expeditions to the western Pacific (including New Zealand and Australian waters) in the *Dana*, and later the *Galathea*, reported on by Michaelsen (1922, 1924) and Millar (1975).

The Australian tropical fauna, nevertheless, was largely unexplored until the second half of the 20th century, the only exception being the small collection made during the Great Barrier Reef Expedition (Hastings 1931). However, the Dutch exploration of Indonesian waters by the *Siboga* (Sluiter 1904, 1909), other works by Sluiter (1885, 1890, 1895) and Pizon (1908), as well as the American *Albatross* collection (Van Name 1918) from the Philippines, continuing European and Japanese exploration (Tokioka 1950-1975; C. Monniot 1987-1991; F. Monniot 1987-1995; C. & F. Monniot 1987; F. & C. Monniot 1996, 2001; Monniot *et al.* 1991; and Nishikawa 1984, 1986) and a report on the Fijian fauna (Kott 1981) have continued to reveal a diverse tropical western Pacific fauna containing many species with ranges that include tropical Australian waters.

Savigny's (1816) work on collections from the Red Sea, and Herdman's (1906) on a small collection from Sri Lanka indicating that the tropical Indian Ocean ascidian fauna has much in common with the western Pacific fauna were confirmed by the later reports on German collections from the western Indian Ocean of Hartmeyer (1912) and Michaelsen (1918a, 1918b, 1919, 1920) and more recent works of C. & F. Monniot and F. & C. Monniot (1997). Indeed, many tropical species have been shown to have a range from the West Pacific to the eastern coast of the African continent and the northern Australian fauna appears to be the middle of the geographic range of this Indo-West Pacific fauna.

Investigations on the Japanese fauna by Oka (from the end of World War I), and Tokioka (from the end of World War II), followed by Nishikawa, and a survey in the South China Sea (Kott & Goodbody 1982) demonstrate a temperate fauna not closely related to the Australian fauna, the northern limits of the tropical fauna generally being in the Tokhara Islands.

Indigenous studies of the Australian ascidian fauna began after World War II (Kott 1952, 1957 *et seq.*). Before that, it is estimated, only about one fifth of the currently known Australian ascidians had been described. The taxonomy and biology of the Australian fauna are gradually being revised (Kott 1985; 1990a, b; 1992a, b; 1998; 2001; 2002a-c; 2003; 2004a-c; 2005).

Type Specimens of the Australian Ascidian Fauna

The type material that represents the initial (European) phase (which extended up to World War I) in the investigation of the Australian ascidian fauna is in European museum collections. In Paris (Muséum National d'Histoire Naturelle), some (though not all) of the type material of Quoy and Gaimard is retained, and also the modern collections of C. and F. Monniot. Unfortunately, none of Savigny's collection remains (Bouchet & Danrigal 1982). Collections from the *Challenger* Expedition and from Sri Lanka are in the Natural History Museum, London (BMNH)-formerly the British Museum (Natural History). Collections from north-western Australia (Hartmeyer 1919) are in the Swedish Natural History Museum. Large collections from south-western Australia (Hartmeyer & Michaelsen 1928) and Michaelsen (1930) are held in the Zoologisches Museum Hamburg and the Museum für Naturkunde, Berlin. Some South African material (Hartmeyer 1912) is in the Natural History Museum, Vienna. Material collected by Professor Schmarda and reported on by Heller (1878) is also in Hamburg and in the Natural History Museum, Vienna. Specimens from the Danish *Dana* and *Galathea* expeditions are in the Zoological Museum of the University of Copenhagen. The most comprehensive European collection of types relating to the Australian fauna is in the Zoological Museum of the University of Amsterdam, where most of Sluiter's collections from Indonesia are carefully curated and preserved (see Spoel, 1969). Station locations of the Siboga expeditions are recorded in Tydeman (1902). Pizon's (1908) types are held in the Muséum d'Histoire Naturelle, Geneva.

Japanese collections are held in the University of Tsukuba (Oka's material), in the Biological Laboratory of the Imperial Household of Japan (Tokioka 1953), in the National Science Museum (Tokyo) and in the Seto Marine Biological Laboratory (Tokioka 1949 *et seq.* and Nishikawa 1984, 1986: see Harada, 1991).

Although the material reported on by Herdman (1899) was lodged in the Australian Museum (Sydney), no other ascidian material of any significance was held in any Australian museum until after World War II — it was all in Europe. The established Australian State museums now hold significant collections of type and other material representing the ascidian fauna of each respective geographic region of the Australian coast. Types held in the Australian Museum (the NSW State Museum) are set out in Rowe & Marshall (1979).

In this *Catalogue*, the registration numbers in parentheses refer to a sampled portion of the preceding specimen held in another museum.

References

- Anderson, D.T., White, B.M. & Egan, E.A. (1975). The larval development and metamorphosis of the ascidians *Pyura praeputialis* (Heller) and *Pyura pachydermatina* (Herdman) (Pleurogona, Family Pyuridae). *Proc. Linn. Soc. N.S.W.* **100**(4): 205–215
- Berrill, N.J. (1950). The Tunicata. *Ray Soc. Publs* **133**: 1–354
- Bouchet, P. & Danrigal, F. (1982). Napoleon's Egyptian campaign (1798–1801) and the Savigny collection of shells. *The Nautilus* **96**(1): 9–24
- Brewin, B.I. (1953). Australian ascidians of the sub-family Holozoinae and a review of the sub-family. *Trans. R. Soc. N.Z.* **81**(1): 53–64
- Caullery, M. (1909). Recherches sur la famille des Distomidae. *Bull. Scient. Fr. Belg.* **42**: 1–59
- Della Valle, A. (1881). Nuove contribuzioni alla storia naturale delle ascidie composte del Golfo di Napoli. *Atti Accad. nag. Lincei Series 3, Memoir* **10**: 431–498

ASCIDIACEA

- Drasche, R. von (1882). *Oxycorinia*, eine neue Synascidien-Gattung. *Verh. Zool.-Bot. Ges. Wien* **32**: 175–178
- Harant, H. (1929). Ascidies provenant des croisières du Prince Albert 1er de Monaco. *Résultats de Campagnes Scientifique accomplies (Monaco)* **75**: 1–110
- Hartmeyer, R. (1912). Die Ascidien der Deutschen Tiefsee Expedition. *Wiss. Ergebn. dt. Tiefsee-Exped. 'Valdivia'* **16**(3): 223–392
- Hartmeyer, R. (1919). Ascidien. In, Results of Dr E. Mjöberg's Swedish scientific expeditions to Australia 1910–1913. *K. Svenska Vetensk.-Akad. Handl.* **60**(4): 1–150.
- Hartmeyer, R. & Michaelsen, W. (1928). Ascidiæ Diktyobranchiæ und Ptychobranchiæ. *Fauna Südwest-Aust.* **5**: 251–460
- Hastings, A.B. (1931). Tunicata. *Sci. Repts Gt Barrier Reef Exped.* **4**(3): 69–109
- Heller, C. (1877). Untersuchungen über die Tunicaten des Adriatischen und Mittlemeeres (3). *Denkschr. Akad. Wiss. Wien* **37**(1): 241–275
- Heller, C. (1878). Beiträge zur nähern Kenntnis der Tunicaten. *Sber. Akad. Wiss. Wien* **77**(1): 83–109
- Herdman, W. & Riddell, W. (1913). The Tunicata of the 'Thetis' Expedition. In, Scientific results of the Trawl Expedition Thetis, Part 17. *Mem. Aust. Mus.* **4**: 873–889
- Herdman, W.A. (1882). Report on the Tunicata collected during the voyage of H.M.S. *Challenger* during the years 1873–1876. Pt I, Ascidiæ simplices. *Zool. Chall. Exped.* **6**(17): 1–296
- Herdman, W.A. (1886). Report on the Tunicata collected during the voyage of H.M.S. *Challenger* during the years 1873–1876. Pt II, Ascidiæ compositæ. *Zool. Chall. Exped.* **14**(38): 1–425
- Herdman, W.A. (1899). Descriptive catalogue of the Tunicata in the Australian Museum. *Australian Museum, Sydney, Catalogue* **17**: 1–139
- Herdman, W.A. (1906). Report on the Tunicata. *Ceylon Pearl Oyster Fisheries Suppl. Rept.* **39**: 295–348
- Huxley, T.H. (1851). Remarks upon *Appendicularia* and *Doliolum*, two genera of the Tunicata. *Philos. Trans. R. Soc. Lond.* **2**: 595–605 pl. xviii
- Kott, P. (1952). Ascidiæ of Australia. 1. Stolidobranchiata and Phlebobranchiata. *Aust. J. Mar. Freshwat. Res.* **3**(3): 206–333
- Kott, P. (1957). The sessile Tunicata. *Scient. Rep. John Murray Exped.* **10**(4): 129–149
- Kott, P. (1969). Antarctic Ascidiacea. A monographic account of the known species based on specimens collected under U.S. Government auspices 1947 to 1963. *Antarct. Res. Ser.* **13**: i–xv 1–239
- Kott, P. (1981). The ascidiæ of the reef flats of Fiji. *Proc. Linn. Soc. N.S.W.* **105**(3): 147–212
- Kott, P. (1985). The Australian Ascidiacea Pt 1, Phlebobranchia and Stolidobranchia. *Mem. Queensl. Mus.* **23**: 1–440
- Kott, P. (1990b). The Australian Ascidiacea, Phlebobranchia and Stolidobranchia, supplement. *Mem. Queensl. Mus.* **29**(1): 267–298

ASCIDIACEA

- Kott, P. (1992b). The Australian Ascidiacea, supplement 2. *Mem. Queensl. Mus.* **32**(2): 621–655
- Kott, P. (1998). Tunicata. pp. 51–259 in Wells, A. & Houston, W.W.K. (eds) *Zoological Catalogue of Australia*. Hemichordata, Tunicata, Cephalochordata. Melbourne : CSIRO Publishing, Australia Vol. 34 298 pp.
- Kott, P. (2001). The Australian Ascidiacea Pt 4, Didemnidae. *Mem. Queensl. Mus.* **47**(1): 1–410
- Kott, P. (2002). The genus *Herdmania* Lahille, 1888 (Tunicata) in Australian waters. *J. Linn. Soc. London Zool.* **134**: 359–374
- Kott, P. (2002). *Culeolus herdmani* Sluiter, 1904 (Ascidiacea, Tunicata) from the north-western Australian continental slope with an overview of the genus. *Rec. West. Aust. Mus.* **21**: 63–70
- Kott, P. (2002). Ascidiacea (Tunicata) from Darwin, Northern Territory, Australia. *Beagle, Rec. Mus. Art Galleries NT* **18**: 19–55
- Kott, P. (2003). New syntheses and new species in the Australian Ascidiacea. *J. Nat. Hist.* **37**: 1611–1653
- Kott, P. (2004). New and little known species of Didemnidae (Ascidiacea, Tunicata) from Australia (part 1). *J. Nat. Hist.* **38**(6): 731–774
- Kott, P. (2004). Ascidiacea (Tunicata) in Australian waters of the Timor and Arafura Seas. *Beagle, Rec. Mus. Art Galleries NT* **20**: 37–81
- Kott, P. (2004). New and little known species of Didemnidae (Ascidiacea, Tunicata) from Australia (part 2). *J. Nat. Hist.* **38**(19): 2455–2526
- Kott, P. (2005). New and little known species of Didemnidae (Ascidiacea, Tunicata) from Australia (Part 3). *J. Nat. Hist.* **39**(26): 2409–2479
- Kott, P. & Goodbody, I. (1982). Ascidiaceans of Hong Kong pp. 503–554. in, *The Marine Flora and Fauna of Hong Kong and Southern China, 1980* Hong Kong : Hong Kong University Press.
- Lahille, F. (1886). Sur la classification des Tuniciers. *Compt. Rend. Acad. Sci. Paris* **102**: 1573–1575
- Lahille, F. (1888). Etude systématique des tuniciers. *Compt. Rend. Ass. Fr. Avanc. Sci.* **1887**(2): 667–677
- Linnaeus, C. (1767). *Systema Naturae* per regna tria naturae, secundum classes, ordines, genera, species, cum characteribus, differentiis, synonymis, locis. Editio duodecim. Holmiae : Laurentii Salvii Tom. 2, pp. 1087, 1089, 1294, 1295, 1319
- Michaelsen, W. (1919). Die Krikobranchen Ascidien des westlichen Indischen Ozeans: Claveliniden und Synoiciden. *Jahrb. Hamb. Wiss. Anst.* **36**: 71–102
- Michaelsen, W. (1920). Die Ascidae Krikobranchia des Roten Meeres: Clavelinidae und Synoicidae. Expedition S.M. Schiff *Pola* in das Rote Meer, nördliche und südliche Hälfte 1895/1896–1897/1898 Zoologische Ergebnisse xxxiii. *Denkschr. Akad. Wiss. Wien* **97**: 1–38
- Michaelsen, W. (1922). Ascidae Ptychobranchia und Diktyobranchia von Neuseeland und dem Chatham-Inseln. Papers from Dr. Th. Mortensen's Pacific Expedition 1914–1916, XI. *Vidensk. Meddr. Dansk Naturh. Foren.* **73**: 359–498

ASCIDIACEA

- Michaelsen, W. (1924). Ascidae Krikobanchiae von Neuseeland, den Chatham und den Auckland Inseln. *Vidensk. Meddr. Dansk Naturh. Foren.* **77**: 263–434
- Michaelsen, W. (1930). Ascidae Krikobanchiae. *Fauna Südwest-Aust.* **5**(7): 463–558
- Millar, R.H. (1960). Ascidiacea. *Discovery Rep.* **30**: 1–160
- Millar, R.H. (1971). The biology of ascidians. *Adv. Mar. Biol.* **9**: 1–82
- Millar, R.H. (1975). Ascidians from the Indo-West Pacific region in the Zoological Museum, Copenhagen (Tunicata, Ascidiacea). *Steenstrupia* **3**(20): 205–336
- Milne-Edwards, H. (1841). Observations sur les ascidies composées des côtes de la Manche. *Mem. Acad. Sci. Inst. Fr.* **18**: 217–326
- Molina, G.I. (1782). *Animali de Chili. In, Saggio sulla storia naturale de Chili.* Bologna : Stamperia di S. Tomaso d'Aquino 1810 2nd Edn 367 pp.
- Monniot, C. (1978). Ascidies phlebobranches et stolidobranches du sud de l'Océan Indien. *Ann. Inst. Océanograph.* **54**(2): 171–224
- Monniot, C. (1987). Ascidies de Nouvelle-Calédonie I. Phlebobranches du Lagon. *Bull. Mus. Natl. Hist. Nat. Paris* (4)**9A**(1): 3–31
- Monniot, C. (1987). Ascidies de Nouvelle-Calédonie II. Les genres *Polycarpa* et *Polyandrocarpa*. *Bull. Mus. Natl. Hist. Nat. Paris* (4)**9A**(2): 275–310
- Monniot, C. (1988). Ascidies de Nouvelle-Calédonie IV. Styelidae (suite). *Bull. Mus. Natl. Hist. Nat. Paris* (4)**10A**(2): 163–196
- Monniot, C. (1989). Ascidies de Nouvelle-Calédonie VI. Pyuridae et Molgulidae. *Bull. Mus. Natl. Hist. Nat. Paris* (4)**11A**(3): 475–507
- Monniot, C. (1991). Ascidies de Nouvelle-Calédonie VIII. Phlébobranches (suite). *Bull. Mus. Natl. Hist. Nat. Paris* (4)**12A**(3–4): 491–515
- Monniot, C. (1991). Ascidies de Nouvelle-Calédonie X. Stolidobranches (suite). *Bull. Mus. Natl. Hist. Nat. Paris* (4)**13A**(1–2): 3–37
- Monniot, C. & Monniot, F. (1987). Les ascidies de Polynésie française. *Mém. Mus. Natl. Hist. Nat. Paris* **136**: 1–155
- Monniot, C. & Monniot, F. (1997). Records of ascidians from Bahrain, Arabian Gulf, with three new species. *J. Nat. Hist.* **31**: 1623–1643
- Monniot, C., Monniot, F. & Laboute, P. (1991). *Coral Reef Ascidians of New Caledonia.* Paris : ORSTOM 447 pp.
- Monniot, F. (1987). Ascidies de Nouvelle-Calédonie III. Polyclinidae du lagon. *Bull. Mus. Natl. Hist. Nat. Paris* (4)**9A**(3): 499–535
- Monniot, F. (1988). Ascidies de Nouvelle-Calédonie V. Polycitoridae du Lagon. *Bull. Mus. Natl. Hist. Nat. Paris* (4)**10A**(2): 197–235
- Monniot, F. (1989). Ascidies de Nouvelle-Calédonie VII. Les genres *Atrioalum* et *Leptoclinides* dans le lagon sud. *Bull. Mus. Natl. Hist. Nat. Paris* (4)**11A**(4): 673–691
- Monniot, F. (1991). Ascidies de Nouvelle-Calédonie IX. Le genre *Trididemnum*. *Bull. Mus. Natl. Hist. Nat. Paris* (4)**12A**(3–4): 517–529

ASCIDIACEA

- Monniot, F. (1992). Ascidiées de Nouvelle-Calédonie XII. Le genre *Lissoclinum* (Didemnidae) dans le lagon sud. *Bull. Mus. Natl. Hist. Nat. Paris (4)* **14A**(3–4): 565–589
- Monniot, F. (1993). Ascidiées de Nouvelle-Calédonie XIII. Le genre *Polysyncraton* (Didemnidae). *Bull. Mus. Natl. Hist. Nat. Paris (4)* **15A**(1–4): 3–17
- Monniot, F. (1994). Ascidiées de Nouvelle-Calédonie XIV. Le genre *Diplosoma* (Didemnidae). *Bull. Mus. Natl. Hist. Nat. Paris (4)* **16A**(1): 3–11
- Monniot, F. (1995). Ascidiées de Nouvelle-Calédonie XV. Le genre *Didemnum*. *Bull. Mus. Natl. Hist. Nat. Paris (4)* **16A**(2–4): 299–344
- Monniot, F. & Monniot, C. (1996). New collections of ascidians from the western Pacific and Southeastern Asia. *Micronesica* **29**(2): 133–279
- Monniot, F. & Monniot, C. (1997). Ascidians collected in Tanzania. *J. East African Nat. Hist.* **86**: 1–35
- Monniot, F. & Monniot, C. (2001). Ascidians from the tropical western Pacific. *Zoosystema* **23**(2): 201–383
- Nishikawa, T. (1984). Ascidians from the Truk Islands, Ponape Island, and Majuro Atoll (Tunicata, Ascidiacea). *Proc. Jpn. Soc. Syst. Zool.* **27**: 107–140
- Nishikawa, T. (1986). Ascidians from the Gilbert and Solomon Islands and Nauru. I. Perophoridae, Ascidiidae, Corellidae. *Int. Sci. Rev.* **32**: 1–78 4 maps
- Pizon, A. (1908). Ascidiées d'Amboine. *Rev. Suisse Zool.* **16**: 195–248
- Quoy, J.R.C. & Gaimard, J.P. (1824). Zoologie pp. 497–516. in, *Le voyage autour du Monde, sur les corvettes de S.M. l' Uranie et la Physicienne 1817–1820*. Paris : Pilet Ainé.
- Quoy, J.R.C. & Gaimard, J.P. (1833). Zoologie, Zoophytes pp. 304–306. in, *Voyage de découvertes de l'Astrolabe 1824–1829* Vol. 4. Paris : Pilet Ainé.
- Quoy, J.R.C. & Gaimard, J.P. (1834). Zoologie, Mollusques pp. 559–626. in, *Voyages de découvertes de l'Astrolabe 1826–1829*, Vol. 3. Paris : Pilet Ainé.
- Rowe, F.W.E. & Marshall, J.I. (1979). A catalogue of the ascidian type-specimens in the Australian Museum, Sydney. *Rec. Aust. Mus.* **32**(17): 547–562
- Savigny, J.C. (1816). Recherches anatomiques sur les ascidiées composées et sur les ascidiées simples—Système de la classe des Ascidiées pp. 1–239. In *Mémoires sur les Animaux sans Vertèbres*, Pt 2. Paris : G. Dufour.
- Sluiter, C.P. (1885). Ueber einige einfachen Ascidien von der Insel Billiton. *Nat. Tijdschr. Ned. Ind.* **45**: 160–232
- Sluiter, C.P. (1890). Die Evertebraten aus der Sammlung des Königlichen Naturwissenschaftlichen Vereins in Niederländisch Indien in Batavia. *Nat. Tijdschr. Ned. Ind.* **50**: 329–348
- Sluiter, C.P. (1895). Tunicaten. In, Semon, R. Zoologische Forschungsreisen in Australien und den Malayischen Archipel. *Denkschr. Med.- Naturw. Ges. Jena* **8**: 163–186; Nachtrag zu den tunicaten: 325–326.
- Sluiter, C.P. (1904). Die Tunicaten der Siboga-Expedition. Pt. I, Die socialen und holosomen Ascidien. *Siboga Exped.* **56A**: 1–126
- Sluiter, C.P. (1909). Die Tunicaten der Siboga Expedition. Pt II. Die merosomen Ascidien. *Siboga Exped.* **56B**: 1–112

ASCIDIACEA

- Spoel, S. van der (1969). Catalogue of the type specimens of Tunicata in the Zoological Museum in Amsterdam. *Bull. Zool. Mus. Amsterdam* **1**(13): 157–200
- Tokioka, T. (1949). Contributions to the Japanese ascidian fauna I. Ascidians collected by Prof. Mijadi and Mr Masui during the bottom survey 1934–1940. *Publ. Seto Mar. Biol. Lab. Kyoto Univ.* **1**: 1–18
- Tokioka, T. (1950). Ascidians from the Palao Is. I. *Publ. Seto Mar. Biol. Lab. Kyoto Univ.* **1**(3): 115–150
- Tokioka, T. (1952). Ascidians collected by Messrs Renzi Wada and Seizi Wada from the Pearl Oyster bed in the Arafura Sea in 1940. *Publ. Seto Mar. Biol. Lab. Kyoto Univ.* **2**(2): 91–142
- Tokioka, T. (1954). Contributions to Japanese ascidian fauna VII. Invertebrate fauna of the intertidal zone of the Tokara Islands. VII Ascidians. *Publ. Seto Mar. Biol. Lab. Kyoto Univ.* **3**(3): 239–264
- Tokioka, T. (1955). Ascidians from the Palao Islands II. *Publ. Seto Mar. Biol. Lab. Kyoto Univ.* **5**(1): 43–57
- Tokioka, T. (1961). Ascidians collected during the Melanesian Expedition of the Osaka Museum of Natural History. I. Ascidians presented by Dr R.L.A. Catala of the aquarium of Noumea. *Publ. Seto Mar. Biol. Lab. Kyoto Univ.* **9**(1): 103–138
- Tokioka, T. (1967). Pacific Tunicata of the United States National Museum. *Bull. U.S. Natl Mus.* **251**: 1–242
- Tokioka, T. (1967). On a small collection of ascidians from the vicinity of Nhatrang, Vietnam. *Publ. Seto Mar. Biol. Lab.* **14**(5): 391–402
- Tokioka, T. (1970). Ascidians from Mindoro Island the Philippines. *Publ. Seto Mar. Biol. Lab.* **18**(2): 75–107
- Tokioka, T. & Nishikawa, T. (1975). Contributions to Japanese ascidian fauna XXVII. Some ascidians from Okinawa, with notes on a small collection from Hong Kong. *Publ. Seto Mar. Biol. Lab.* **22**(5): 325–341
- Tydemann, G.F. (1902). Liste des stations de la campagne scientifique du *Siboga* pp. 1–15 in, Weber, M. Introduction et description de l'expédition *Siboga Exped.* 1 mono., livre 3 + 2 maps 176 pp.
- Van Name, W.G. (1918). Ascidians from the Philippines and adjacent waters. *Bull. U.S. Natl Mus.* **100**(1): 49–174

APLOUSOBRANCHIA

The suborder Aplousobranchia (order Enterogona) is characterised by the division of the body into thorax, abdomen and sometimes posterior abdomen. Gonads are unpaired and are in the gut loop (in the abdomen), or posterior to it. Paired epicardial sacs (embryonic endodermal outgrowths of the posterior end of the pharynx) persist in adult zooids, although (with the exception of the Cionidae) their connection with the pharynx is lost and often they are fused. The endodermal tissue of the epicardial sacs is the regenerative tissue involved in repair and replication in all but the family Clavelinidae, in which the regenerative tissue is mesodermal (Berrill 1950). Most aplousobranch families are primarily colonial; although the monotypic Cionidae (genus *Ciona*) always is solitary and some exceptional solitary species occur also in Diazonidae, Clavelinidae and Euherdmaniidae.

The overall tendency in this suborder to form colonies through replication, interrupts the growth of individual zooids resulting in their progressive size reduction and simplification, and subsequently to the evolution of integrated colonies with zooids arranged in complex cloacal or other systems that enhance colony interactions with the environment (Kott 1989). Internal longitudinal branchial vessels (present in *Ciona* and Diazonidae) are usually absent although their remains (in the form of papillae) persist in some Protopolyclinidae, Ritterellidae and Polyclinidae. Eggs are fertilised externally only in Cionidae and Diazonidae. Associated with reduction in zooid size and increase in the numbers of replicates of a single genotype, gonads are relatively small in zooids of colonial taxa, the relatively few eggs produced are fertilised internally, and embryos, brooded either in the zooids or in the colonial test, are liberated as tailed larvae.

Australian Aplousobranchia have been revised by Kott (1990, 1992a,b, 2001, 2002, 2003, 2004a-c, 2005). Family level taxa are characterised by their colonial organisation; position, size and form of the gonads; site of fertilisation and brooding of embryos; size of the thorax and condition of the branchial sac including the number of stigmata and transverse branchial vessels; length of the oesophagus and shape of the stomach; and differences in larval adhesive organs and accessory adhesive apparatus.

References

- Berrill, N.J. (1950). The Tunicata. *Ray Soc. Publs* **133**: 1–354
- Kott, P. (1989). Form and function in the Ascidiacea. *Bull. Mar. Sci* **45**: 253–276
- Kott, P. (1990). The Australian Ascidiacea Pt 2, Aplousobranchia (1). *Mem. Queensl. Mus.* **29**(1): 1–266
- Kott, P. (1992). The Australian Ascidiacea, supplement 2. *Mem. Queensl. Mus.* **32**(2): 621–655
- Kott, P. (1992). The Australian Ascidiacea Pt 3, Aplousobranchia (2). *Mem. Queensl. Mus.* **32**(2): 377–620
- Kott, P. (1998). Tunicata. pp. 51–259 in Wells, A. & Houston, W.W.K. (eds) *Zoological Catalogue of Australia*. Hemichordata, Tunicata, Cephalochordata. Melbourne : CSIRO Publishing, Australia Vol. 34 298 pp.
- Kott, P. (2001). The Australian Ascidiacea Pt 4, Didemnidae. *Mem. Queensl. Mus.* **47**(1): 1–410
- Kott, P. (2002). Ascidiacea (Tunicata) from Darwin, Northern Territory, Australia. *Beagle, Rec. Mus. Art Galleries NT* **18**: 19–55
- Kott, P. (2003). New syntheses and new species in the Australian Ascidiacea. *J. Nat. Hist.* **37**: 1611–1653

APLOUSOBRANCHIA

- Kott, P. (2004). New and little known species of Didemnidae (Ascidiacea, Tunicata) from Australia (part 1). *J. Nat. Hist.* **38**(6): 731–774
- Kott, P. (2004). New and little known species of Didemnidae (Ascidiacea, Tunicata) from Australia (part 2). *J. Nat. Hist.* **38**(19): 2455–2526
- Kott, P. (2004). Ascidiacea (Tunicata) in Australian waters of the Timor and Arafura Seas. *Beagle, Rec. Mus. Art Galleries NT* **20**: 37–81
- Kott, P. (2005). New and little known species of Didemnidae (Ascidiacea, Tunicata) from Australia (Part 3). *J. Nat. Hist.* **39**(26): 2409–2479

CIONIDAE



Fig. 1. *Ciona intestinalis* (Linnaeus, 1767), individual in test showing gut loop and muscles. (Scale bar = 5.0 mm). [from Kott 1990]

The family Cionidae Lahille, 1887, containing a single genus, *Ciona* Fleming, 1822, is thought to be the most primitive of the extant ascidian families. It is characterised by solitary habit, a horizontal gut loop posterior to the branchial sac, a persistent opening into the posterior end of the pharynx from each of the pair of endodermal epicardial sacs, a large perforated pharynx (branchial sac) with internal longitudinal vessels, and numerous rows of stigmata.

The family Cionidae, once regarded as a member of the Phlebobranchia due to its large flat branchial sac and internal longitudinal vessels, was proposed as a member of the Aplousobranchia by Kott (1969). Cionids lack the renal vesicles (derived from the epicardial sac) that crowd around the gut in Phlebobranchia and Stolidobranchia (Berrill 1950). Further, the epicardial sacs remain entire as in other Aplousobranchia, and their role in the regeneration of lost or damaged

tissue is homologous with their role in the replicative process of colonial Aplousobranchia. Cionids also resemble other aplousobranchs in having the gut behind the thorax (rather than alongside), the body being divided into thorax and abdomen.

This family resembles the aplousobranch family Diazonidae most closely, having a similar soft, elastic, translucent test, large branchial sac with internal longitudinal vessels, an oviparous (externally fertilised) habit, and small larvae with few larval or adult organs other than the simple triradially arranged adhesive organs. Cionidae are separated from the Diazonidae by a horizontal (rather than vertical) gut loop. Some Diazonidae form colonies, constituting a further distinction.

Cionidae are represented in Australia by a single species, *Ciona intestinalis* (Linnaeus, 1767). Records of *C. intestinalis* are from ports and harbours in all oceans, including all Australia ports, and many estuaries (Kott 1990). However, records from Australian locations later than 1983, are only from St Vincent Gulf (South Australia), Port Phillip Bay (Victoria) and Port Kembla (New South Wales).

Species of the genus *Ciona* have been reviewed by Hoshino & Nishikawa (1985). Detailed accounts of morphology are given by Roule (1884) and Millar (1953).

References

- Berrill, N.J. (1950). The Tunicata. *Ray Soc. Pubs* **133**: 1–354
- Fleming, J. (1822). *The Philosophy of Zoology*. Vol. 2. Edinburgh and London pp. 508–518.
- Hoshino, Z. & Nishikawa, T. (1985). Taxonomic studies of *Ciona intestinalis* (L.) and its allies. *Publ. Seto Mar. Biol. Lab. Kyoto Univ.* **30**(1–3): 61–79

- Kott, P. (1969). Antarctic Ascidiacea. A monographic account of the known species based on specimens collected under U.S. Government auspices 1947 to 1963. *Antarct. Res. Ser.* **13**: i–xv 1–239
- Kott, P. (1990). The Australian Ascidiacea Pt 2, Aplousobranchia (1). *Mem. Queensl. Mus.* **29**(1): 1–266
- Lahille, F. (1886). Sur la classification des Tuniciers. *Compt. Rend. Acad. Sci. Paris* **102**: 1573–1575
- Linnaeus, C. (1767). *Systema Naturae* per regna tria naturae, secundum classes, ordines, genera, species, cum characteribus, differentiis, synonymis, locis. Editio duodecim. Holmiae : Laurentii Salvii Tom. 2, pp. 1087, 1089, 1294, 1295, 1319
- Millar, R.H. (1953). *Ciona*. *L.M.B.C. Mem. Typ. Br. Mar. Pl. Anim.* **35**: 1–123
- Roule, L. (1884). Recherches sur les ascidies simples des côtes de Provence 1. Phallusiadées. *Ann. Mus. Hist. Nat. Marseille* **2**(1): 1–270

Ciona Fleming, 1822

Ciona Fleming, J. (1822). *The Philosophy of Zoology*. Vol. 2. Edinburgh and London pp. 508–518. [512] [*nomen conservandum*, see Melville, R.V. (1981). Opinion 1172. *Ascidia intestinalis* Linnaeus, 1767 (Tunicata) conserved. *Bull. Zool. Nomencl.* **38**(2): 100–101].
Type species: *Ascidia intestinalis* Linnaeus, 1767 by monotypy.

Extralimital distribution: Palaearctic Region; worldwide, rare in polar waters. See: Hartmeyer, R. (1924). Ascidiacea, part II. Zugleich eine Übersicht über die Arktische und boreale Ascidiendfauna auf tiergeographischer Grundlage. *Ingolf-Exped.* **2**(7): 1–275; Van Name, W.G. (1945). The North and South American ascidians. *Bull. Am. Mus. Nat. Hist.* **84**: 1–476; Hoshino, Z. & Nishikawa, T. (1985). Taxonomic studies of *Ciona intestinalis* (L.) and its allies. *Publ. Seto Mar. Biol. Lab. Kyoto Univ.* **30**(1–3): 61–79; Kott, P. (1990). The Australian Ascidiacea Pt 2, Aplousobranchia (1). *Mem. Queensl. Mus.* **29**(1): 1–266.

Ciona intestinalis (Linnaeus, 1767)

Tethyum sociabile Gunnerus, J.E. (1765). Sõe-Pungen (*Tethyum sociabile*) fulständige beskreven. *Trondhj. Selsk. Skrift.* **3**: 81–102 [99] [Translated 1767: Vollständige Beschreibung des Seebeutels. *Drontheim Gesellsh. Shrift* **3**: 69 [100]; suppressed under Plenary Powers, see Melville, R.V. (1981). Opinion 1172. *Ascidia intestinalis* Linnaeus, 1767 (Tunicata) conserved. *Bull. Zool. Nomencl.* **38**(2): 100–101].

Type data: type status unknown (lost).

Type locality: Trondheimsfjorden, Norway.

Ascidia intestinalis Linnaeus, C. (1767). *Systema Naturae* per regna tria naturae, secundum classes, ordines, genera, species, cum characteribus, differentiis, synonymis, locis. Editio duodecim. Holmiae : Laurentii Salvii Tom. 2, pp. 1087, 1089, 1294, 1295, 1319 [1087] [conserved as type species of genus *Ciona* Fleming, 1822, see Melville, R.V. (1981). Opinion 1172. *Ascidia intestinalis* Linnaeus, 1767

(Tunicata) conserved. *Bull. Zool. Nomencl.* **38**(2): 100–101].
Type data: type status and whereabouts unknown.

Type locality: European oceans.

Ascidia canina Mueller, O.F. (1776). pp. 224–226 in, *Zoologiae Danicae*. Copenhagen : Prodrum. [225].

Type data: type status unknown.

Type locality: Denmark.

Ascidia corrugata Mueller, O.F. (1776). pp. 224–226 in, *Zoologiae Danicae*. Copenhagen : Prodrum. [225].

Type data: type status unknown.

Type locality: Norwegian fjord.

Ascidia virens Fabricius, J.C. (1779). pp. 295, 383 in, *Reise nach Norwegen mit Bemerkungen aus der Naturhistorie und Oekonomie*. Hamburg : Carl Ernst Bohn. [295].

Type data: type status unknown.

Type locality: Norway.

Ascidia viridiscens Brugière, J.G. (1792). Histoire Naturelle des Vers. pp. 23–24, 26, 141–157, 178–188 pl. 75 fig. 5 in, *Encyclopédie Méthodique* Vol. 1. Paris and Liege : Panckoucke. [152].

Type data: type status unknown.

Type locality: Le Havre, France.

Ascidia membranosa Renier, S.A. (1807). *Tavola per servire alla classificazione e conoscenza degli animale*. 8 tables. Padua. [t. 7].

Type data: type status unknown.

Type locality: Anglesey, Wales.

Ascidia virens Pennant, T. (1812). pp. 99–100 in, *British Zoology*. 5th Edn Vol. 4. London : Wilkie & Robinson. [99].

Type data: type status unknown.

Type locality: Anglesey, Wales.

Ascidia diaphanaea Quoy, J.R.C. & Gaimard, J.P. (1834). *Zoologie, Mollusques* pp. 559–626. in, *Voyages de découvertes de l'Astrolabe 1826–1829*, Vol. 3. Paris : Pilet Ainé. [612].

Type data: type status unknown MNHP (depository uncertain, not found).

Type locality: Hobart, TAS.

Ascidia ocellata Agassiz, J.L.R. (1850). On the embryology of *Ascidia* and the characteristics of new species from the shores of Massachusetts. *Proc. Am. Ass.* **1849**: 157–159 [159].

CIONIDAE

Type data: type status unknown.

Type locality: New Bedford, North Atlantic coast of North America.

Ascidia tenella Stimpson, W. (1852). Several new ascidians from the coast of the United States. *Proc. Bost. Soc. Nat. Hist.* **4**: 228–232 [228].

Type data: type status unknown.

Type locality: Great Duck Is., Grand Manan, North Atlantic coast of North America.

Ascidia pulchella Alder, J. (1863). Observations on the British Tunicata with descriptions of several new species. *Ann. Mag. Nat. Hist.* (3)**11**: 153–173 [157].

Type data: holotype HMN 4–3–7*.

Type locality: Guernsey, Channel Is., see Hoshino, Z. & Nishikawa, T. (1985). Taxonomic studies of *Ciona intestinalis* (L.) and its allies. *Publ. Seto Mar. Biol. Lab. Kyoto Univ.* **30**(1–3): 61–79.

Ciona fascicularis Hancock, A. (1870). On the larval state of *Molgula* with a description of several new species of simple ascidians. *Ann. Mag. Nat. Hist.* (4)**6**: 353–368 [364].

Type data: holotype HMN 1–6–2*, paratype(s) BMNH 98.5.7.293*.

Type locality: Kilkieran Bay, Connemara, Republic of Ireland, see Hoshino, Z. & Nishikawa, T. (1985). Taxonomic studies of *Ciona intestinalis* (L.) and its allies. *Publ. Seto Mar. Biol. Lab. Kyoto Univ.* **30**(1–3): 61–79.

Ciona (Pleurociona) edwardsi Roule, L. (1883). Sur deux nouvelles espèce d'ascidies simples. *Compt. Rend. Acad. Sci. Paris* **99**: 613–614 [614].

Type data: type status unknown.

Type locality: Marseille, France.

Ciona robusta Hoshino, Z. & Tokioka, T. (1967). An unusually robust *Ciona* from the northeastern coast of Honshu Island, Japan. *Publ. Seto Mar. Biol. Lab. Kyoto Univ.* **15**(4): 275–290 [275].

Type data: type status and whereabouts unknown.

Type locality: Onagawa Fisheries Laboratory fish-rearing tanks, Miyagi, Prefecture, Honsyu Island, Japan.

Taxonomic decision for synonymy: Hartmeyer, R. (1924). Ascidiacea, part II. Zugleich eine Übersicht über die Arktische und boreale Ascidiendfauna auf tiergeographischer Grundlage. *Ingolf-Exped.* **2**(7): 1–275 [90]; Hoshino, Z. & Nishikawa, T. (1985). Taxonomic studies of *Ciona intestinalis* (L.) and its allies. *Publ. Seto Mar. Biol. Lab. Kyoto Univ.* **30**(1–3): 61–79 [63].

Distribution: Japan, China (People's Republic), Greenland, Alaska, California, Massachusetts, NSW (Lower E coast), QLD (NE coast), SA (S Gulfs coast), TAS (Bass Strait, Tas. coast), VIC (Bass Strait), WA (Lower W coast); west coast N America from south Alaska to south California, Europe and Mediterranean Sea, Greenland to southern Massachusetts, Arctic.

Ecology: benthic, marine; on ships' hulls and harbour installations.

Reference: Kott, P. (1990). The Australian Ascidiacea Pt 2, Aplousobranchia (1). *Mem. Queensl. Mus.* **29**(1): 1–266.

CLAVELINIDAE

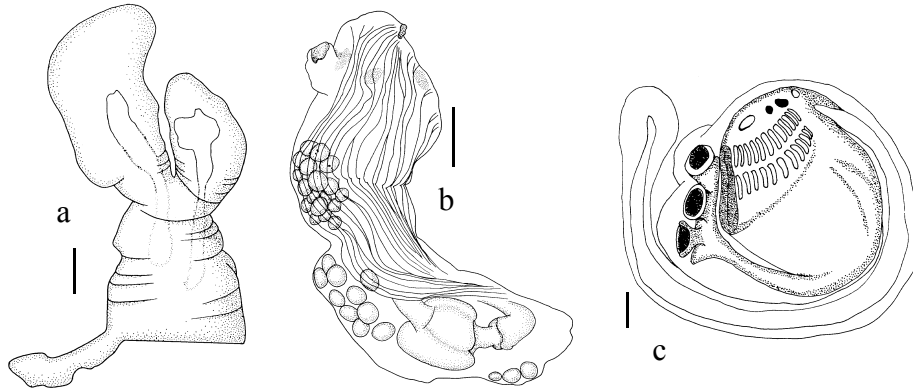


Fig. 2. *Clavelina fecunda* (Sluiter, 1904): **a**, colony; **b**, zooid showing numerous eggs and incubating embryos in distal part of oviduct; **c**, larva. (Scale bars: a = 2.0 mm; b = 1.0 mm; c = 0.1 mm).
[from Kott 1990]

Species of the family Clavelinidae Forbes & Hanley, 1848, usually are colonial with partially or completely embedded zooids, length about 10 to 100 mm, and with four to 40 rows of stigmata. A few solitary species have been described in which a connection to another zooid has not been detected. In all species, the branchial and atrial apertures have smooth rims, internal longitudinal branchial vessels are not present in the pharynx and the gut loop is of various lengths-sometimes short, with the stomach halfway along the abdomen but sometimes three or four times the length of the thorax with the stomach near the distal end of the loop. Large gonads-a sac-like tubular ovary and a mass of small pear-shaped male follicles-are enclosed by the gut loop. Strong thoracic longitudinal muscles extend from around the apertures or from each side of the endostyle, and converge to form a band along each side of the abdomen. Zooids are very contractile. The test is soft and transparent and usually does not have sand included. Buds are formed in the isolated terminal ampullae of a posterior abdominal vascular stolon. In this family, the regenerative tissue is mesodermal. Endodermal tissue from either the gut or the epicardial sacs is not involved in replication, although epicardial sacs, as in other aplousobranch families, are present. Eggs are fertilised in the atrial cavity or in the top of the oviduct at the posterior end of the thorax, where embryos are brooded in large numbers (up to 100). They are liberated as tailed larvae. The larval trunk is from 0.5 mm to 1.5 mm long, with wide, shallow adhesive organs, arranged triradially on a robust frontal plate.

Only two genera, *Clavelina* Savigny, 1816, and the monotypic *Nephtheis* Gould, 1856, are now recognised in this family (Kott 1990). The genus *Clavelina* is well represented in Australian tropical and temperate waters, but is not known from the Antarctic. *Nephtheis* occurs in tropical waters, which are part of its western Pacific range. The Australian fauna, which includes temperate species, appears to have tropical affinities.

References

- Forbes, E. & Hanley, S.C.T. (1952). *A History of British Mollusca and their Shells*. (1848–1952). London : John van Voorst Vol. 1,2 & 4 (appendix) pp. 1–54, 369–376, 244–246
- Gould, A.A. (1856). Mollusca and shells. In, *United States Exploring Expedition during the Years 1838–1842 under the Command of Charles Wilkes* Atlas: 1–16, pls 1–56. London : Wiley & Putnam.
- Kott, P. (1990). The Australian Ascidiacea Pt 2, Aplousobranchia (1). *Mem. Queensl. Mus.* **29**(1): 1–266
- Savigny, J.C. (1816). Recherches anatomiques sur les ascidies composées et sur les ascidies simples—Système de la classe des Ascidies pp. 1–239. In *Mémoires sur les Animaux sans Vertèbres*, Pt 2. Paris : G. Dufour.
- Clavelina** Savigny, 1816
- Clavelina** Savigny, J.C. (1816). Recherches anatomiques sur les ascidies composées et sur les ascidies simples—Système de la classe des Ascidies pp. 1–239. In *Mémoires sur les Animaux sans Vertèbres*, Pt 2. Paris : G. Dufour. [109].
Type species: *Ascidia lepadiformis* Mueller, 1776 by subsequent designation, see Hartmeyer, R. (1924). Ascidiacea, part II. Zugleich eine Übersicht über die Arktische und boreale Ascidiendfauna auf tiergeographischer Grundlage. *Ingolf-Exped.* **2**(7): 1–275.
- Chondrostachys** Macdonald, J.D. (1858). Anatomical observations on a new form of compound tunicata (*Chondrostachys*). *Ann. Mag. Nat. Hist.* (3)**1**: 401 [404] [originally without included species].
Type species: *Chondrostachys macdonaldi* Bronn, 1862 (= *Clavelina cylindrica* Quoy & Gaimard, 1834) by subsequent designation, see Bronn, H.G. (1862). Weichthiere. pp. 103–223 In, *Die Klassen und Ordnungen des Tier-Reichs*. Leipzig : C.F. Winter. Vol. 3(1).
- Podoclavella** Herdman, W.A. (1890). On the genus *Ecteinascidia* and its relations; with descriptions of two new species, and a classification of the family Clavelinidae. *Proc. Trans. Liverpool Biol. Soc.* **5**: 144–163 [160].
Type species: *Clavelina borealis* Savigny, 1816 by original designation.
- Stereoclavella** Herdman, W.A. (1890). On the genus *Ecteinascidia* and its relations; with descriptions of two new species, and a classification of the family Clavelinidae. *Proc. Trans. Liverpool Biol. Soc.* **5**: 144–163 [160].
Type species: *Clavelina oblonga* Herdman, 1880 by original designation.
- Synclavella** Caullery, M. (1900). Sur des clavelines nouvelles (*Synclavella* n.g.), constituant de cormus d'ascidies composées. *Compt. Rend. Acad. Sci. Paris* **13**: 1418–1420 [1420].
Type species: *Synclavella lessoni* Caullery, 1900 by subsequent designation, see Kott, P. (1998). Tunicata. pp. 51–259 in Wells, A. & Houston, W.W.K. (eds) *Zoological Catalogue of Australia*. Hemichordata, Tunicata, Cephalochordata. Melbourne : CSIRO Publishing. Australia Vol. 34 298 pp. [70] (the first-named species is here selected).
- Rhodozona** Van Name, W.G. (1902). The ascidians of the Bermuda Islands. *Trans. Conn. Acad. Arts Sci.* **11**: 325–412 [335].
Type species: *Diazona picta* Verrill, 1900 by original designation.
- Dendroclavella** Oka, A. (1927). Ueber *Dendroclavella*, eine neue Gattung von sozialen Ascidien. *Proc. Imp. Acad. Japan* **3**(8): 558–560 [555].
Type species: *Dendroclavella elegans* Oka, 1927 by monotypy.
- Taxonomic decision for synonymy: Harant, H. (1929). Ascidies provenant des croisières du Prince Albert 1er de Monaco. *Résultats de Campagnes Scientifique accomplies (Monaco)***75**: 1–110 [22]; Kott, P. (1990). The Australian Ascidiacea Pt 2, Aplousobranchia (1). *Mem. Queensl. Mus.* **29**(1): 1–266 [35].
- Extralimital distribution: worldwide except Antarctic waters. See: Van Name, W.G. (1945). The North and South American ascidians. *Bull. Am. Mus. Nat. Hist.* **84**: 1–476; Berrill, N.J. (1950). The Tunicata. *Ray Soc. Publs* **133**: 1–354; Kott, P. (1969). Antarctic Ascidiacea. A monographic account of the known species based on specimens collected under U.S. Government auspices 1947 to 1963. *Antarct. Res. Ser.* **13**: i–xv 1–239; Tokioka, T. & Nishikawa, T. (1976). Contributions to the Japanese ascidian fauna XXX. Further notes on Japanese clavelinids. *Publ. Seto Mar. Biol. Lab. Kyoto Univ.* **23**(3–5): 341–350; Kott, P. (1990). The Australian Ascidiacea Pt 2, Aplousobranchia (1). *Mem. Queensl. Mus.* **29**(1): 1–266.
- Clavelina amplexa** Kott, 2002
- Clavelina amplexa** Kott, P. (2002). Ascidiacea (Tunicata) from Darwin, Northern Territory, Australia. *Beagle, Rec. Mus. Art Galleries NT* **18**: 19–55 [21].
Type data: holotype NTM E155.
Type locality: off East Point, Darwin, 6–8 m, NT.
- Distribution: NT (N coast).
Ecology: benthic, marine.

Clavelina arafurensis Tokioka, 1952

Clavelina (Synclavella) arafurensis Tokioka, T. (1952). Ascidiens collected by Messrs Renzi Wada and Seizi Wada from the Pearl Oyster bed in the Arafura Sea in 1940. *Publ. Seto Mar. Biol. Lab. Kyoto Univ.* 2(2): 91–142 [97].
Type data: syntypes SMBL 107*.
Type locality: off Melville Is., Arafura Sea.

Distribution: Philippines, Palau, NT (N coast), WA (N coast, NW coast).

Ecology: benthic, marine; under ledges.

Reference: Kott, P. (1990). The Australian Ascidiacea Pt 2, Aplousobranchia (1). *Mem. Queensl. Mus.* 29(1): 1–266 [38].

Clavelina australis (Herdman, 1899)

Stereoclavella australis Herdman, W.A. (1898). Note on the Tunicata fauna of Australian seas. *Ann. Mag. Nat. Hist.* 7(1): 443–450 [447] [*nom. nud.*].

Stereoclavella australis Herdman, W.A. (1899). Descriptive catalogue of the Tunicata in the Australian Museum. *Australian Museum, Sydney, Catalogue* 17: 1–139 [6].
Type data: holotype AM U132, paratype(s) AM G63.
Type locality: Port Jackson, NSW.

Distribution: NSW (Central E coast, Lower E coast), QLD (Central E coast), VIC (Bass Strait).

Ecology: benthic, marine.

Reference: Kott, P. (1990). The Australian Ascidiacea Pt 2, Aplousobranchia (1). *Mem. Queensl. Mus.* 29(1): 1–266 [39].

Clavelina baudinensis Kott, 1957

Clavelina baudinensis Kott, P. (1957). Ascidiens of Australia II. Aplousobranchiata Lahille; Clavelinidae Forbes and Hanley and Polyclinidae Verrill. *Aust. J. Mar. Freshwat. Res.* 8(1): 64–110 [87].

Type data: syntypes AM Y801, AM Y1118.
Type locality: Cape Vlamingh, Rottneest Is., WA.

Distribution: WA (Lower W coast, SW coast).

Ecology: benthic, marine; 2–12 m.

Reference: Kott, P. (1990). The Australian Ascidiacea Pt 2, Aplousobranchia (1). *Mem. Queensl. Mus.* 29(1): 1–266 [41].

Clavelina cylindrica (Quoy & Gaimard, 1834)

Polyclinum cylindricum Quoy, J.R.C. & Gaimard, J.P. (1834). Zoologie, Mollusques pp. 559–626. in, *Voyages de découvertes de l'Astrolabe 1826–1829*, Vol. 3. Paris : Pilet Aîné. [618].

Type data: holotype MNHP A3 POD1*.
Type locality: Western Port, VIC.

Chondrostachys macdonaldi Bronn, H.G. (1862). Weichthiere. pp. 1281–1772. In, *Die Klassen und Ordnungen des Tier-Reichs*. Vol. 3 Suppl. (89–98). Leipzig : C. F. Winter. [1427].

Type data: type status unknown.
Type locality: Bass Strait, 20–22 m, VIC.

Taxonomic decision for synonymy: Caullery, M. (1909). Recherches sur la famille des Distomidae. *Bull. Scient. Fr. Belg.* 42: 1–59 [52].

Distribution: SA (Great Australian Bight, S Gulfs coast), TAS (Bass Strait, Tas. coast), VIC (Bass Strait), WA (Central W coast, Great Australian Bight, Lower W coast, NW coast, SW coast).

Ecology: benthic, marine; in storm debris, washed up or floating free in surface currents.

Reference: Kott, P. (1990). The Australian Ascidiacea Pt 2, Aplousobranchia (1). *Mem. Queensl. Mus.* 29(1): 1–266 [42].

Clavelina dagysa (Kott, 1957)

Podoclavella dagysa Kott, P. (1957). Ascidiens of Australia II. Aplousobranchiata Lahille; Clavelinidae Forbes and Hanley and Polyclinidae Verrill. *Aust. J. Mar. Freshwat. Res.* 8(1): 64–110 [93].

Type data: syntypes AM Y1188, Y1189, Y1191.
Type locality: Rottneest Is., WA.

Distribution: WA (Central W coast, Lower W coast).

Ecology: benthic, marine; to 20 m.

Reference: Kott, P. (1990). The Australian Ascidiacea Pt 2, Aplousobranchia (1). *Mem. Queensl. Mus.* 29(1): 1–266 [45].

Clavelina fecunda (Sluiter, 1904)

Podoclavella fecunda Sluiter, C.P. (1904). Die Tunicaten der Siboga-Expedition. Pt. I, Die socialen und holosomen Ascidiens. *Siboga Exped.* 56A: 1–126 [7].

Type data: lectotype ZMA TU761.2, paralectotype(s) ZMA TU1256.

Subsequent designation: Spoel, S. van der (1969). Catalogue of the type specimens of Tunicata in the Zoological Museum in Amsterdam. *Bull. Zool. Mus. Amsterdam* 1(13): 157–200 [184].

Type locality: Banda-anchorage, Banda Is., 18–36 m, Indonesia.

Distribution: Indonesia, NT (N coast), QLD (Great Barrier Reef), WA (Lower W coast); west Pacific Ocean.

Ecology: benthic, marine; black sand, coral, *Lithothamnion* [Rhodophyta] bank, shallow waters to 20 m.

Reference: Kott, P. (1990). The Australian Ascidiacea Pt 2, Aplousobranchia (1). *Mem. Queensl. Mus.* 29(1): 1–266 [47].

Clavelina meridionalis (Herdman, 1891)

Podoclavella meridionalis Herdman, W.A. (1891). A revised classification of the Tunicata, with definitions of the orders, sub-orders, families, sub-families and genera, and analytical keys to the species. *J. Linn. Soc. Lond. Zool.* 23: 558–652 [603].

Type data: holotype AM U133 (G2091), paratype(s) QM G12247.

Type locality: Port Jackson, NSW.

Podoclavella procera Sluiter, C.P. (1904). Die Tunicaten der Siboga-Expedition. Pt. I, Die socialen und holosomen Ascidiens. *Siboga Exped.* 56A: 1–126 [8].

Type data: lectotype ZMA TU761.3, paralectotype(s) ZMA TU1257.

Subsequent designation: Spoel, S. van der (1969). Catalogue of the type specimens of Tunicata in the Zoological Museum in Amsterdam. *Bull. Zool. Mus. Amsterdam* **1**(13): 157–200 [185].

Type locality: 70 m, Indonesia [8°23'30"S 19°04'36"E].

Taxonomic decision for synonymy: Kott, P. (1990). The Australian Ascidiacea Pt 2, Aplousobranchia (1). *Mem. Queensl. Mus.* **29**(1): 1–266 [48].

Distribution: Indonesia, NSW (Lower E coast), QLD (NE coast), WA (Lower W coast).

Ecology: benthic, marine; tropical, subtropical, sandy bottoms to 20 m.

***Clavelina mirabilis* Kott, 1972**

Clavelina mirabilis Kott, P. (1972). The ascidians of South Australia II. Eastern Sector of the Great Australian Bight and Investigator Strait. *Trans. R. Soc. S. Aust.* **96**(4): 165–196 [165].

Type data: holotype SAM E902, paratype(s) SAM E903.

Type locality: Waldegrave Is., 23 m, SA.

Distribution: SA (Great Australian Bight), TAS (Tas. coast).

Ecology: benthic, marine; gravelly sand, attached to limestone.

Reference: Kott, P. (1990). The Australian Ascidiacea Pt 2, Aplousobranchia (1). *Mem. Queensl. Mus.* **29**(1): 1–266.

***Clavelina moluccensis* (Sluiter, 1904)**

Podoclavella moluccensis Sluiter, C.P. (1904). Die Tunicaten der Siboga-Expedition. Pt. I, Die sozialen und holosomen Ascidien. *Siboga Exped.* **56A**: 1–126 [5].

Type data: syntypes ZMA TU762, ZMA TU763.1, ZMA TU763.2, ZMA TU763.3, ZMA TU763.4.

Type locality: Saleyer Is. reef, Ambon Is. reef, Banda Is. reef, Solor-Strait, to 113 m, Indonesia [8°30'S 119°07'E].

Distribution: Singapore, Philippines, Indonesia, QLD (Great Barrier Reef, NE coast), SA (Great Australian Bight, S Gulfs coast), VIC (Bass Strait), WA (Central W coast, Lower W coast, NW coast, SW coast).

Ecology: benthic, marine; seasonal in SA waters, dies off beginning of summer and reappears early winter.

Reference: Kott, P. (1990). The Australian Ascidiacea Pt 2, Aplousobranchia (1). *Mem. Queensl. Mus.* **29**(1): 1–266.

***Clavelina nigra* Kott, 1990**

Clavelina nigra Kott, P. (1990). The Australian Ascidiacea Pt 2, Aplousobranchia (1). *Mem. Queensl. Mus.* **29**(1): 1–266 [53].

Type data: holotype QM G9486.

Type locality: Roe Reef, Rottnest Is., 18 m, WA.

Distribution: WA (Lower W coast); known only from type locality.

Ecology: benthic, marine.

***Clavelina oliva* Kott, 1990**

Clavelina oliva Kott, P. (1990). The Australian Ascidiacea Pt 2, Aplousobranchia (1). *Mem. Queensl. Mus.* **29**(1): 1–266 [55].

Type data: holotype WAM 983.83, paratype(s) WAM 217.75.

Type locality: Ransonnet Rocks, Dirk Hartog Is., Shark Bay, WA.

Distribution: NT (N coast), QLD (Great Barrier Reef), WA (Central W coast, Lower W coast).

Ecology: benthic, marine; seagrass–*Cymodocea* [Cymodoceaceae] beds and coral rubble.

***Clavelina ostrearium* (Michaelsen, 1930)**

Podoclavella ostrearium Michaelsen, W. (1930). Ascidae Krikobranchiae. *Fauna Südwest-Aust.* **5**(7): 463–558 [467].

Type data: holotype (probable) ZMB 3903*, paratype(s) (probable) ZMH K1683*.

Type locality: Oyster Harbour, Albany, 0.75–5.5 m, WA.

Distribution: SA (Great Australian Bight, S Gulfs coast), WA (Great Australian Bight, SW coast).

Ecology: benthic, marine.

Reference: Kott, P. (1990). The Australian Ascidiacea Pt 2, Aplousobranchia (1). *Mem. Queensl. Mus.* **29**(1): 1–266.

***Clavelina pseudobaudinensis* (Kott, 1976)**

Oxycorynia pseudobaudinensis Kott, P. (1976). Ascidian fauna of Western Port Bay, Victoria and a comparison with that of Port Phillip Bay. *Mem. Natl. Mus. Vic.* **37**: 53–96 [54].

Type data: holotype AM Y1113, paratype(s) AM Y1112, Y1122.

Type locality: Laverton Bay, VIC.

Distribution: Lord Howe Island, NSW (Lower E coast), SA (Great Australian Bight, S Gulfs coast), VIC (Bass Strait), WA (Lower W coast).

Ecology: benthic, marine.

Reference: Kott, P. (1990). The Australian Ascidiacea Pt 2, Aplousobranchia (1). *Mem. Queensl. Mus.* **29**(1): 1–266.

***Clavelina robusta* Kott, 1990**

Clavelina robusta Kott, P. (1990). The Australian Ascidiacea Pt 2, Aplousobranchia (1). *Mem. Queensl. Mus.* **29**(1): 1–266 [61].

Type data: holotype WAM 753.83 (QM GH2140), paratype(s) WAM 755.83.

Type locality: Beacon, Goss Passage Wallabi Group, Houtman Abrolhos, 20–30 m, WA.

Distribution: Japan, Philippines, Palau, NT (N coast), QLD (NE coast), WA (Central W coast, Lower W coast, N coast, NW coast).

Ecology: benthic, marine.

***Nephtheis* Gould, 1856**

Nephtheis Gould, A.A. (1856). Mollusca and shells. In, *United States Exploring Expedition during the Years 1838–1842 under the Command of Charles Wilkes* Atlas: 1–16,

- pls 1–56. London : Wiley & Putnam. [16] [without originally included species].
 Type species: *Oxycorynia fascicularis* Drasche, 1882 by subsequent designation, see Kott, P. (1990). The Australian Ascidiacea Pt 2, Aplousobranchia (1). *Mem. Queensl. Mus.* **29**(1): 1–266 [63].
- Oxycorynia*** Drasche, R. von (1882). *Oxycorinia*, eine neue Synascidien-Gattung. *Verh. Zool.-Bot. Ges. Wien* **32**: 175–178 [175] [junior objective synonym of *Nephtheis* Gould, 1856].
 Type species: *Oxycorynia fascicularis* Drasche, 1882 by monotypy.
- Extralimital distribution: tropical west Pacific Ocean. See: Kott, P. (1990). The Australian Ascidiacea Pt 2, Aplousobranchia (1). *Mem. Queensl. Mus.* **29**(1): 1–266.
 Generic references: Hartmeyer, R. (1909). Ascidien (continuation of work by Seeliger). pp. 1281–1488 in Bronn, H.G. *Klassen und Ordnungen des Tier-Reichs*. Leipzig : C.F. Winter Vol. 3, suppl. pts 81–87 [1439]; Van Name, W.G. (1931). New North and South American ascidians. *Bull. Am. Mus. Nat. Hist.* **61**: 207–225 [63].
- Nephtheis fascicularis*** (Drasche, 1882)
- Oxycorynia fascicularis*** Drasche, R. von (1882). *Oxycorinia*, eine neue Synascidien-Gattung. *Verh. Zool.-Bot. Ges. Wien* **32**: 175–178 [175].
 Type data: holotype ZMH 540K.
 Type locality: Rouk Is., Hogolen, Caroline Is.
- Colella thomsoni*** Herdman, W.A. (1886). Report on the Tunicata collected during the voyage of H.M.S. *Challenger* during the years 1873–1876. Pt II, Ascidiaceae compositae. *Zool. Chall. Exped.* **14**(38): 1–425 [94].
 Type data: syntypes BMNH 1887.2.3.226–230.
 Type locality: 20 m, Philippines [6°54'N 122°18'E].
- Nephtheis centripetens*** Sluiter, C.P. (1909). Die Tunicaten der Siboga Expedition. Pt II. Die merosomen Ascidien. *Siboga Exped.* **56B**: 1–112 [38].
 Type data: syntypes ZMA TU695, ZMA TU696.1–5*.
 Type locality: off Java, Gebé, Saleyer, Kei and Aru IIs, Siboga Expedition Stations 7, 149, 213, 258, 273, see Spoel, S. van der (1969). Catalogue of the type specimens of Tunicata in the Zoological Museum in Amsterdam. *Bull. Zool. Mus. Amsterdam* **1**(13): 157–200.
- Nephtheis faciformis*** Sluiter, C.P. (1909). Die Tunicaten der Siboga Expedition. Pt II. Die merosomen Ascidien. *Siboga Exped.* **56B**: 1–112 [39].
 Type data: lectotype ZMA TU1067, paralectotype(s) ZMA TU1300.
 Subsequent designation: Spoel, S. van der (1969). Catalogue of the type specimens of Tunicata in the Zoological Museum in Amsterdam. *Bull. Zool. Mus. Amsterdam* **1**(13): 157–200 [184].
 Type locality: 369 m, Indonesia [8°20'30"S 119°04'36"E], see Tydeman, G.F. (1902). Liste des stations de la campagne scientifique du *Siboga* pp. 1–15 in, Weber, M. Introduction et description de l'expédition *Siboga Exped.* 1 mono., livre 3 + 2 maps. 176 pp.
- Nephtheis malayensis*** Sluiter, C.P. (1909). Die Tunicaten der Siboga Expedition. Pt II. Die merosomen Ascidien. *Siboga Exped.* **56B**: 1–112 [36].
 Type data: lectotype ZMA TU1270, paralectotype(s) ZMA TU697.
 Subsequent designation: Spoel, S. van der (1969). Catalogue of the type specimens of Tunicata in the Zoological Museum in Amsterdam. *Bull. Zool. Mus. Amsterdam* **1**(13): 157–200 [184].
 Type locality: Saleyer Is., reef, Indonesia, see Spoel, S. van der (1969). Catalogue of the type specimens of Tunicata in the Zoological Museum in Amsterdam. *Bull. Zool. Mus. Amsterdam* **1**(13): 157–200.
- Taxonomic decision for synonymy: Michaelsen, W. (1930). Ascidiaceae Krikobranchiae. *Fauna Südwest-Aust.* **5**(7): 463–558 [469]; Kott, P. (1990). The Australian Ascidiacea Pt 2, Aplousobranchia (1). *Mem. Queensl. Mus.* **29**(1): 1–266 [63].
- Distribution: Philippines, Indonesia, New Caledonia, NT (N coast), QLD (NE coast), WA (N coast, NW coast); Ponape Is., Sulu Sea.
 Ecology: benthic, marine; from low tide.

DIAZONIDAE

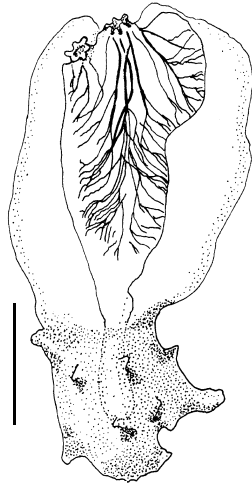


Fig. 3. *Rhopalaea crassa* (Herdman, 1880), a young individual. (Scale bar = 5.0 mm).
[from Kott 1990]

Members of the family Diazonidae Seeliger, 1906, are characterised by their large pharynx with numerous stigmata and longitudinal branchial vessels, vertical gut loop posterior to the pharynx, oviparous habit, and gonads usually enclosed by, but sometimes behind, the gut loop.

Rhopalaea Philippi, 1843 is a solitary genus, but others form colonies with zooids either partially or completely embedded. Replication occurs by transverse division of the abdomen, and is initiated by constriction of the ectoderm in a process similar to that of most other aplousobranch families. The regenerative tissue is the endodermal epicardium. Larvae, like those of *Ciona* Fleming, 1822 (family Cionidae), are small and primitive with three simple, sessile, triradially arranged adhesive organs.

The family is not especially diverse, nor are its members generally recorded in particularly dense populations. Apart from two species of *Rhopalaea* (one of which, *R. crassa*, is particularly abundant in tropical waters), the genus is represented in Australian waters only by *Pseudodiazona claviformis* (Kott, 1963), although *Syndiazona* Oka occurs in the western Pacific and in due course may be found to occur in tropical waters off this continent. The Antarctic genera *Tylobranchion* Herdman, 1886 and *Pseudodiazona* Millar, 1963 have a posterior abdomen, suggesting an affinity with the family Protopolyclinidae Kott, 1990.

References

- Fleming, J. (1822). *The Philosophy of Zoology*. Vol. 2. Edinburgh and London pp. 508–518.
- Herdman, W.A. (1886). Report on the Tunicata collected during the voyage of H.M.S. *Challenger* during the years 1873–1876. Pt II, Ascidiæ compositæ. *Zool. Chall. Exped.* **14**(38): 1–425
- Kott, P. (1963). The ascidians of Australia IV. Aplousobranchiata Lahille; Polyclinidae Verrill (continued). *Aust. J. Mar. Freshwat. Res.* **14**(1): 70–118
- Kott, P. (1990). The Australian Ascidiacea Pt 2, Aplousobranchia (1). *Mem. Queensl. Mus.* **29**(1): 1–266
- Millar, R.H. (1963). Australian ascidians in the British Museum (Natural History). *Proc. Zool. Soc. Lond.* **141**(4): 689–746
- Philippi (1843). *Rhopalaea* eine neues genus der einfachen Ascidien. *Arch. Anat. Physiol.* **1**: 45–47
- Seeliger, O. (1906). Appendicularien und Ascidien, Tunicata. Manteltiere. pp. 1041–1168 in Bronn, H.G. *Klassen und Ordnungen des Tier-Reichs*. Leipzig : C.F. Winter Vol. 3 Suppl.

***Pseudodiazona* Millar, 1963**

Pseudodiazona Millar, R.H. (1963). Australian ascidians in the British Museum (Natural History). *Proc. Zool. Soc. Lond.* **141**(4): 689–746 [718].

Type species: *Pseudodiazona sabulosa* Millar, 1963 by monotypy.

Patridium Kott, P. (1975). The ascidians of South Australia III. Northern sector of the Great Australian Bight and additional records. *Trans. R. Soc. S. Aust.* **99**(1): 1–20 [4].

Type species: *Patridium pulvinatum* Kott, 1975 by monotypy.

Taxonomic decision for synonymy: Kott, P. (1990). The Australian Ascidiacea Pt 2, Aplousobranchia (1). *Mem. Queensl. Mus.* **29**(1): 1–266 [30].

Extralimital distribution: abyssal east Atlantic Ocean. See: Kott, P. (1990). The Australian Ascidiacea Pt 2, Aplousobranchia (1). *Mem. Queensl. Mus.* **29**(1): 1–266.

***Pseudodiazona claviformis* (Kott, 1963)**

Protopolyclinum claviforme Kott, P. (1963). The ascidians of Australia IV. Aplousobranchiata Lahille; Polyclinidae Verrill (continued). *Aust. J. Mar. Freshwat. Res.* **14**(1): 70–118 [72].

Type data: holotype AM U3920, paratype(s) AM U3919.

Type locality: Haystack, VIC.

Pseudodiazona sabulosa Millar, R.H. (1963). Australian ascidians in the British Museum (Natural History). *Proc. Zool. Soc. Lond.* **141**(4): 689–746 [718].

Type data: holotype BMNH 85.11.20.34, paratypes BMNH 85.11.20.35, BMNH 85.11.20.36, BMNH 85.11.20.37, BMNH 85.11.20.38, BMNH 85.11.20.39–43.

Type locality: Port Phillip, VIC.

Patridium pulvinatum Kott, P. (1975). The ascidians of South Australia III. Northern sector of the Great Australian Bight and additional records. *Trans. R. Soc. S. Aust.* **99**(1): 1–20 [4].

Type data: holotype SAMA E1043.

Type locality: northern Great Australian Bight, 42 m, SA [32°24'S 133°30'E].

Taxonomic decision for synonymy: Kott, P. (1990). The Australian Ascidiacea Pt 2, Aplousobranchia (1). *Mem. Queensl. Mus.* **29**(1): 1–266 [31].

Distribution: NSW (Lower E coast), SA (Great Australian Bight, S Gulfs coast), VIC (Bass Strait).

Ecology: benthic, marine, rock bottom; 10–100 m.

***Rhopalaea* Philippi, 1843**

Rhopalaea Philippi (1843). *Rhopalaea* eine neues genus der einfachen Ascidiën. *Arch. Anat. Physiol.* **1**: 45–47 [45].

Type species: *Rhopalaea neapolitana* Philippi, 1843 by monotypy.

Rhopalona Roule, L. (1886). Revision des espèces de Phallusiadées des côtes de Provence. *Rec. Zool. Suisse* **2**: 209–258 [214] [unnecessary *nom. nov.* for *Rhopalaea* Philippi, 1843].

Rhopalopsis Herdman, W.A. (1890). On the genus *Ecteinascidia* and its relations; with descriptions of two new species, and a classification of the family Clavelinidae. *Proc.*

Trans. Liverpool Biol. Soc. **5**: 144–163 [160].

Type species: *Ecteinascidia crassa* Herdman, 1880 by original designation.

Taxonomic decision for synonymy: Van Name, W.G. (1921). Ascidians of the West Indian region and south-eastern United States. *Bull. Am. Mus. Nat. Hist.* **44**: 283–494 [370].

Extralimital distribution: Mediterranean Sea, tropical Indo-West Pacific Ocean, west Atlantic Ocean. See: Kott, P. (1990). The Australian Ascidiacea Pt 2, Aplousobranchia (1). *Mem. Queensl. Mus.* **29**(1): 1–266.

***Rhopalaea crassa* (Herdman, 1880)**

Ecteinascidia crassa Herdman, W.A. (1880). Preliminary report on the Tunicata of the *Challenger* expedition. Part 2. Ascidiidae. *Proc. R. Soc. Edinb.* **10**: 714–726 [723].

Type data: type status unknown BMNH (depository uncertain, not found).

Type locality: Ki Is., 260 m, Indonesia [5°42'S 132°25'E].

Ecteinascidia fusca Herdman, W.A. (1880). Preliminary report on the Tunicata of the *Challenger* expedition. Part 2. Ascidiidae. *Proc. R. Soc. Edinb.* **10**: 714–726 [723].

Type data: type status unknown BMNH (depository uncertain, not found).

Type locality: Banda Is., 34 m, Indonesia.

Ciona indica Sluiter, C.P. (1904). Die Tunicaten der Siboga-Expedition. Pt. I, Die socialen und holosomen Ascidiën. *Siboga Exped.* **56A**: 1–126 [24].

Type data: syntypes ZMA TU332, TU333*.

Type locality: 8°23'30"S 119°4'36"E, 274 m, 8°19'S 117°41'E, 69 m, Indonesia.

Ecteinascidia (Rhopalopsis) solida Herdman, W.A. (1906). Report on the Tunicata. *Ceylon Pearl Oyster Fisheries Suppl. Rept.* **39**: 295–348 [299] [as *Ecteinascidia (?Rhopalopsis) solida*].

Type data: holotype BMNH 1907.8.30.3.

Type locality: Galle, Coral Reef, Sri Lanka.

Rhopalaea sagamiana Oka, A. (1927). Über zwei neue *Rhopalaea*-Arten aus Japan. *Proc. Imp. Acad. Japan* **3**: 681–683 [681].

Type data: syntypes UTZM 58-1 (M208), 339 (M482)*.

Type locality: south of Misaki, Sagami Province, Honshu, 150–300 m, Japan.

Rhopalaea macrothorax Tokioka, T. (1953). *Ascidians of Sagami Bay*. Tokyo: Iwanami Shoten 313 pp. 79 pls [212].

Type data: syntypes BLIH 216, 250, 251*.

Type locality: east half of Sagami Bay, Japan.

Rhopalaea perlucida Monniot, C. (1997). Ascidiées phlébobranches du Canal du Mozambique. *Zoosystema* **19**(4): 557–571.

Type data: holotype MNHP P1 Rho A21.

Type locality: Nosy-Bé, banc de Sakatia, 20 m, Mozambique.

Taxonomic decision for synonymy: Kott, P. (1990). The Australian Ascidiacea Pt 2, Aplousobranchia (1). *Mem. Queensl. Mus.* **29**(1): 1–266 [26]; Kott, P. (2003). New syntheses and new species in the Australian Ascidiacea. *J. Nat. Hist.* **37**: 1611–1653 [1613].

Distribution: Japan, Sri Lanka, Philippines, Indonesia, Hong Kong, Mozambique, QLD (Central E coast, Great Barrier Reef), WA (Lower W coast).

Ecology: benthic, marine; common in coral reef habitats.

Reference: Kott, P. (2003). New syntheses and new species in the Australian Ascidiacea. *J. Nat. Hist.* **37**: 1611–1653 [1613].

Rhopalaea tenuis (Sluiter, 1904)

Rhopalopsis tenuis Sluiter, C.P. (1904). Die Tunicaten der Siboga-Expedition. Pt. I, Die socialen und holosomen Ascidien. *Siboga Exped.* **56A**: 1–126 [15].

Type data: syntypes ZMA TU968.14.

Type locality: 82 m, Indonesia [6°05'S 114°07'E].

Distribution: Indonesia, QLD (NE coast).

Ecology: benthic, marine.

Reference: Kott, P. (1990). The Australian Ascidiacea Pt 2, Aplousobranchia (1). *Mem. Queensl. Mus.* **29**(1): 1–266.

DIDEMNIDAE

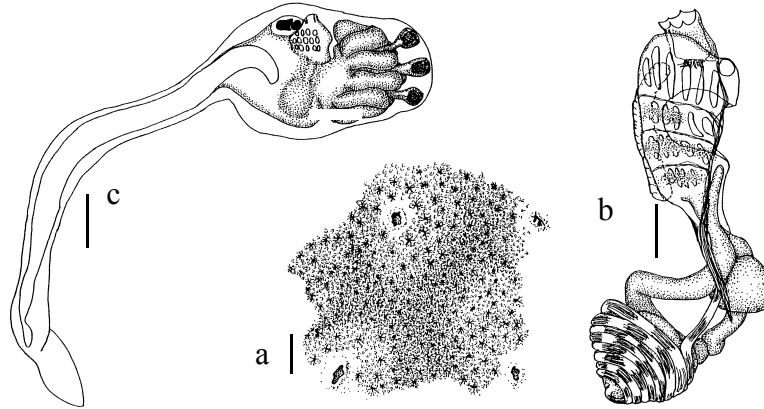


Fig. 4. *Didemnum* sp.: **a**, surface of a colony showing four common cloacal apertures and numerous star-shaped branchia apertures; **b**, zooid; **c**, larva. (Scale bars: a = 1.0 mm; b, c = 0.1 mm). [from Kott 1998]

Didemnidae Giard, 1872 are a relatively uniform although very speciose family in the Aplousobranchia. The family is characterised by small zooids divided into thorax (with three or four rows of stigmata), and abdomen (containing a small ovary with only one egg maturing at a time, a dome-shaped to spherical or conical testis sometimes subdivided into circular or grape-like clusters of clavate testis follicles, and a gut loop with its distal end often ventrally flexed). The gut is divided into a vertical oesophagus, smooth stomach, a cylindrical duodenal section, an oval posterior stomach and a large rectum, the latter often divided into a proximal chamber and a narrow distal chamber (see *Polysyncraton* and *Clitella*). A pyloric gland extends from the posterior end of the stomach and ends in tubules that encircle the proximal end of the rectum in a more or less conspicuous band. In *Atriolum*, *Didemnum* and *Trididemnum* (with undivided testis) and *Polysyncraton* and *Leptoclinides* (with the testis divided into many follicles) the vas deferens, from the central or terminal point of the testis, coils around it in a spiral of increasing diameter and then turns anteriorly from the base, or outer coil, of the spiral to open in the atrial aperture. In *Lissoclinum*, *Clitella* and *Diplosoma* (with the testis entire or subdivided) the vas deferens extends in a straight line from its opening from the posterior margin of the testis to the atrial aperture, sometimes in the groove between the two halves when the testis is divided. Body musculature is confined to the thorax, longitudinal bands of muscle occurring in the parietal body wall, narrow transverse bands in the interstigmatal vessels and a pair of broad dorsal pharyngeal longitudinal muscle bands in the wall of the pharynx, one band on each side of the dorsal mid-line. In most species of all genera except *Atriolum* and *Leptoclinides*, each dorsal pharyngeal band joins the parietal muscles from the same side of the thorax posterior to the atrial cavity, extends in the body wall around the outside of the posterior end of the thorax or around the oesophageal neck and with the muscles from the opposite side projects away from the ventral margin of the body and into the test as a retractor muscle. The retractor muscle is especially strong in *Clitella*. *Atriolum* and *Leptoclinides* generally have relatively large zooids (up to about 5 mm long in *Atriolum*), but both dorsal pharyngeal and parietal muscles fade out at the posterior end of the thorax and there is never a retractor muscle. In *Atriolum*, *Leptoclinides* and most species of *Trididemnum* (which have relatively small zooids), the atrial aperture is on a posteriorly orientated muscular siphon often with five lobes around the rim where it opens

into the cloacal cavity. *Didemnum*, *Polysyncraton*, *Lissoclinum*, *Clitella* and *Diplosoma* have large sessile atrial openings that often expose the branchial sac directly to the cloacal cavity. The anterior margin of these sessile atrial apertures often are drawn out into a muscular lip which, when inserted into the test around the common cloacal cavity and apertures ensures that the zooid muscles can exercise some control over them. *Trididemnum* (with coiled vas deferens and undivided testis) is the only genus with three rows of stigmata (all others having four rows). *Didemnum* and *Trididemnum* larvae have three rows of stigmata in the larval pharynx, although there are four rows in the larval pharynx of *Poysyncraton*, *Leptoclinides*, *Atriolum*, *Lissoclinum* and *Diplosoma*. In most species in the family, the oesophageal buds appear to have similar numbers of stigmata as in the adult zooids. This contributes to accurate assessments of the number of stigmata as the buds are not subject to the same degree of contraction as the adult zooids.

With the exception of *Diplosoma* and a few species in other genera, minute (seldom more than 0.1 mm diameter) calcareous spicules, synthesised by an ectodermal (lateral) organ of the external thoracic parietal body wall, are in the test (Lafargue & Kniprath 1978; Ballan-Dufrançaise *et al.* 1995). Sand or other particles are not incorporated into the test in this family, although in one species faecal pellets are included. In a polyphyletic group of species, cyanophyte or *Prochloron* [Prochlorophyta] obligate symbionts occur in the test or in the cloacal cavities, or non-obligate symbionts occur on the surface of the colony (Kott 1980; Parry & Kott 1988). Such species are, at least partly, autotrophic.

Didemnid colonies are sometimes cushion or sheet-like, often thin (encrusting the substrate); or they may be more substantial flasks or massive arborescent structures, or stalked heads or complex, 3-dimensional trabeculae with a zooid-free internal test core and the zooids themselves in a layer at the surface. Zooids are arranged around a simple common cloacal cavity or along each side of long, branching two or three-dimensional systems of canals; and the colony may consist of a single system served by a single common cloacal aperture, or there may be many. This family is unusual in that the zooids are always short, and the greater part of thicker colonies consists of zooid-free basal or central test, in which embryos are incubated. Usually living colonies are kept inflated by positive pressure in the excurrent water as it passes through large cloacal cavities, behind or around the zooids. Calcareous spicules embedded in the test can also be crowded together to form a supportive internal skeleton for large branching colonies.

Replication in the Didemnidae is by oesophageal budding involving the epicardial sacs. It is a modification of transverse strobilation in other aplousobranchs (Berrill 1950). Colonies of several species of the didemnid-*Prochloron* symbioses are known to subdivide or lobulate (Ryland 1990). This is associated with colonies moving apart to space themselves, although movements also can occur independently of lobulation (Cowan 1981; Birkeland *et al.* 1981).

In the Didemnidae, eggs (fertilised through an otherwise vestigial oviduct: Burighel & Martinucci 1994) usually rupture directly from the abdomen and move into the base or centre of the colony where they are incubated. They are liberated as tailed larvae into the cloacal cavity or directly to the exterior through the surface of the colony. The genus *Atriolum* and a few *Leptoclinides* species are the only exceptions, with embryos being brooded in a thoracic brood pouch as in some Holozoidae.

The larvae are relatively uniform, with lateral ampullae each side of three adhesive organs in the anterior median vertical line. A blastozooid, as well as the oozooid, occurs in the larvae of a few species of *Didemnum*, *Lissoclinum* and *Diplosoma*, and in most species of *Polysyncraton*, but never in *Leptoclinides*, *Atriolum*, or *Trididemnum*. *Polysyncraton* and some *Didemnum* species have up to eight pairs of lateral ampullae, although usually there are not more than six on each side in other taxa. The monotypic genus *Clitella* has highly modified adhesive organs forming a convoluted band of adhesive cells on frontal lobes of the large larval trunk and prolific budding takes place in the larvae.

The Didemnidae have long been regarded as the most highly evolved of the Aplousobranchia. Certainly colony organisation and zooid size reduction and simplification are more marked in this family than in others. Nevertheless, these developments do not imply a direct linear relationship with other aplousobranchs. Compelling evidence for an earlier origin (from a common ancestor) for Didemnidae than for most other aplousobranch families exists in the presence in *Leptoclinides* of high concentrations of vanadium (Hawkins *et al.* 1983). This

DIDEMNIDAE

element is present in similar high concentrations in the more primitive families of Aplousobranchia and Phlebobranchia. Unless the Didemnidae are polyphyletic, the presence of vanadium in *Leptoclinides* suggests an origin for the Didemnidae directly from a diazonid ancestor, and implies that the evolution of complex cloacal systems parallels their evolution in other Aplousobranchia.

All genera of the Didemnidae are well represented in the tropical Indo-west Pacific and in Australian temperate and tropical waters, although their diversity is much reduced in the Antarctic and Subantarctic.

The basis for the study of the Didemnidae in Australian waters are the reports on the collections made by European expeditions of 19th century, namely, HMS *Challenger* (Herdman 1886) and the Dutch *Siboga* Expedition (Sluiter 1909). An account of existing Australian collections (by Kott 1962), did not advance the understanding of the family to any great extent; although later studies (Kott 1980, 1981, 1982) elucidated the taxonomy of the large group of didemnid-algal symbioses. A major revision of the family in Australian waters by Kott (2001), followed by supplementary works (Kott 2002, 2004a-c, 2005) has resulted in the documentation of 255 species, of which 190 have been described since 1960. Of the species known to occur in Australian waters, 103 are indigenous temperate species recorded from the southern half of the Australian continent and 82 are tropical species with a range in the wider Indo-West Pacific tropical region. Another 70 species are known only from Australian tropical waters but, in due course, may be found to be part of that wider tropical fauna.

References

- Ballan-Dufrançaise, C., Jeantet, A.Y. & Truchet, M. (1995). La formation des spicules de Didemnidae (Asciadiacea). *Can. J. Zool.* **73**: 1647–1656
- Berrill, N.J. (1950). The Tunicata. *Ray Soc. Publs* **133**: 1–354
- Birkeland, C., Cheng, L. & Lewin, R.A. (1981). Motility of didemnid ascidian colonies. *Bull. Mar. Sci* **31**: 170–173
- Burighel, P. & Martinucci, G.B. (1994). Sexual reproduction in the compound ascidian *Diplosoma listerianum* (Tunicata) 1. Metamorphosis, storage and phagocytosis of sperm in the female ducts. *Mar. Biol.* **118**: 489–498
- Cowan, M.E. (1981). Field observations of colony movement and division of the ascidian *Didemnum molle*. *Mar. Ecol. Prog. Ser.* **6**: 337
- Giard, A.M. (1872). Recherches sur les ascidies composées ou synascidies. *Arch. Zool. Exp. Gén.* **1**: 613–662
- Hawkins, C.J., Kott, P., Parry, D.L. & Swinehart, J.H. (1983). Vanadium content and oxidation state related to ascidian phylogeny. *Comp. Biochem. Physiol.* **76B**: 555–558.
- Herdman, W.A. (1886). Report on the Tunicata collected during the voyage of H.M.S. *Challenger* during the years 1873–1876. Pt II, Asciadiae compositae. *Zool. Chall. Exped.* **14**(38): 1–425
- Kott, P. (1962). The ascidians of Australia III. Aplousobranchiata Lahille: Didemnidae. *Giard. Aust. J. Mar. Freshwat. Res.* **13**(3): 265–334
- Kott, P. (1980). Algal-bearing didemnid ascidians in the Indo-west Pacific. *Mem. Queensl. Mus.* **20**(1): 1–47
- Kott, P. (1981). The ascidians of the reef flats of Fiji. *Proc. Linn. Soc. N.S.W.* **105**(3): 147–212

DIDEMNIDAE

- Kott, P. (1982). Didemnid-algal symbioses: host species in the western Pacific with notes on the symbiosis. *Micronesica* **18**(1): 95–127
- Kott, P. (2001). The Australian Ascidiacea Pt 4, Didemnidae. *Mem. Queensl. Mus.* **47**(1): 1–410
- Kott, P. (2002). Ascidiacea (Tunicata) from Darwin, Northern Territory, Australia. *Beagle, Rec. Mus. Art Galleries NT* **18**: 19–55
- Kott, P. (2004a). New and little known species of Didemnidae (Ascidiacea, Tunicata) from Australia (part 1). *J. Nat. Hist.* **38**(6): 731–774
- Kott, P. (2004b). New and little known species of Didemnidae (Ascidiacea, Tunicata) from Australia (part 2). *J. Nat. Hist.* **38**(19): 2455–2526
- Kott, P. (2004c). Ascidiacea (Tunicata) in Australian waters of the Timor and Arafura Seas. *Beagle, Rec. Mus. Art Galleries NT* **20**: 37–81
- Kott, P. (2005). New and little known species of Didemnidae (Ascidiacea, Tunicata) from Australia (Part 3). *J. Nat. Hist.* **39**(26): 2409–2479
- Lafargue, F. & Kniprath, E. (1978). Formation des spicules de Didemnidae (ascidies composées). 1. L'apparition des spicules chez l'oozoïde après la métamorphose. *Mar. Biol., Berl.* **45**(2): 175–184
- Lewin, R.A. & Cheng, L. (1989). *Prochloron: A Microbial Enigma*. New York : Chapman and Hall
- Parry, D.L. & Kott, P. (1988). Cosymbiosis in the Ascidiacea. *Bull. Mar. Sci* **42**(1): 149–153
- Ryland, J.S. (1990). A circadian rhythm in the tropical ascidian *Diplosoma virens* (Ascidiacea: Didemnidae). *J. Exp. Mar. Biol. Ecol.* **138**: 217–225
- Sluiter, C.P. (1909). Die Tunicaten der Siboga Expedition. Pt II. Die merosomen Ascidien. *Siboga Exped.* **56B**: 1–112

Atriolum Kott, 1983

Atriolum Kott, P. (1983). Two new genera of didemnid ascidians from tropical Australian waters. *The Beagle, Rec. N.T. Mus. Arts Sci.* **1**(2): 13–19 [13].
Type species: *Atriolum robustum* Kott, 1983 by monotypy.

Extralimital distribution: Torres Strait, west Indian Ocean. See: Millar, R.H. (1988). Ascidiacea collected during the International Indian Ocean Expedition. *J. Nat. Hist.* **22**: 823–848; Monniot, F. (1989). Ascidies de Nouvelle-Calédonie VII. Les genres *Atriolum* et *Leptoclinides* dans le lagon sud. *Bull. Mus. Natl. Hist. Nat. Paris* (4) **11A**(4): 673–691.

Atriolum bucinum Kott, 2001

Atriolum bucinum Kott, P. (2001). The Australian Ascidiacea Pt 4, Didemnidae. *Mem. Queensl. Mus.* **47**(1): 1–410 [21].
Type data: holotype QM G304670.
Type locality: Houtman's Abrolhos, Wallabi Group, WA.

Distribution: WA (Lower W coast); known only from type locality.
Ecology: benthic, marine.

Atriolum eversum Kott, 2001

Atriolum eversum Kott, P. (2001). The Australian Ascidiacea Pt 4, Didemnidae. *Mem. Queensl. Mus.* **47**(1): 1–410 [22].
Type data: holotype WAM 366.80.
Type locality: Houtman's Abrolhos, SW of Split Is., Morning Reef, Wallabi Group, 180 m, WA.

Distribution: WA (Lower W coast); known only from type locality.
Ecology: benthic, marine.

Atriolum glauerti (Michaelsen, 1930)

Leptoclinides glauerti Michaelsen, W. (1930). Ascidae Krikobranthiae. *Fauna Südwest-Aust.* **5**(7): 463–558 [511].
Type data: holotype ZMB Pch 3884.
Type locality: Shark Bay, about 3 mls NW of Denham, 3 m, WA.

Distribution: WA (Central W coast).

Ecology: benthic, marine.

Reference: Kott, P. (2004). New and little known species of Didemnidae (Ascidiacea, Tunicata) from Australia (part 2). *J. Nat. Hist.* **38**(19): 2455–2526 [2465].

Atriolum lilium Kott, 2001

Atriolum lilium Kott, P. (2001). The Australian Ascidiacea Pt 4, Didemnidae. *Mem. Queensl. Mus.* **47**(1): 1–410 [24].

Type data: holotype QM GH2385.

Type locality: Flinders Is., Investigator Group, eastern Great Australian Bight, SA.

Distribution: SA (Great Australian Bight); known only from type locality.

Ecology: benthic, marine.

Atriolum marinense Kott, 2001

Atriolum marinense Kott, P. (2001). The Australian Ascidiacea Pt 4, Didemnidae. *Mem. Queensl. Mus.* **47**(1): 1–410 [25].

Type data: holotype QM G301616.

Type locality: Marion Reef, 8 m, Coral Sea.

Distribution: New Caledonia, QLD (NE oceanic); Coral Sea, West Indian Ocean.

Ecology: benthic, marine.

Atriolum robustum Kott, 1983

Atriolum robustum Kott, P. (1983). Two new genera of didemnid ascidians from tropical Australian waters. *The Beagle, Rec. N.T. Mus. Arts Sci.* **1**(2): 13–19 [13].

Type data: holotype QM GH285, paratypes QM GH286, QM GH1410, NTM E18.

Type locality: Murray Is., between Maer and Dewar Is., 20 m, QLD.

Distribution: QLD (Great Barrier Reef, NE coast); Torres Strait.

Ecology: benthic, marine.

Atriolum tubiporum Kott, 2001

Atriolum tubiporum Kott, P. (2001). The Australian Ascidiacea Pt 4, Didemnidae. *Mem. Queensl. Mus.* **47**(1): 1–410 [29].

Type data: holotype QM G302885.

Type locality: bay at western end of Breaksea Is., Albany Harbour, 20 m, WA.

Distribution: WA (Lower W coast, SW coast).

Ecology: benthic, marine.

Clitella Kott, 2001

Clitella Kott, P. (2001). The Australian Ascidiacea Pt 4, Didemnidae. *Mem. Queensl. Mus.* **47**(1): 1–410 [332].

Type species: *Clitellum nutricula* Kott, 2001 by monotypy.

Clitella nutricula Kott, 2001

Clitellum nutricula Kott, P. (2001). The Australian Ascidiacea Pt 4, Didemnidae. *Mem. Queensl. Mus.* **47**(1): 1–410 [332].

Type data: holotype SAMA E2678.

Type locality: Marun Is., Sir Joseph Banks Group, SA.

Distribution: SA (S Gulfs coast).

Ecology: benthic, marine.

Reference: Kott, P. (2005). New and little known species of Didemnidae (Ascidiacea, Tunicata) from Australia (Part 3). *J. Nat. Hist.* **39**(26): 2409–2479 [2466].

Didemnum Savigny, 1816

Didemnum Savigny, J.C. (1816). Recherches anatomiques sur les ascidies composées et sur les ascidies simples—Système de la classe des Ascidies pp. 1–239. In *Mémoires sur les Animaux sans Vertèbres*, Pt 2. Paris : G. Dufour. [194].

Type species: *Didemnum candidum* Savigny, 1816 by subsequent designation, see Hartmeyer, R. (1909). Hartmeyer, R. (1908). Zur Terminologie der Didemnidae. *Sitzungs-Ber. Ges. naturforsch. Freunde Ber.* **1909**: 575–581 [580].

Leptoclinium Milne-Edwards, H. (1841). Observations sur les ascidies composées des côtes de la Manche. *Mem. Acad. Sci. Inst. Fr.* **18**: 217–326 [297].

Type species: *Leptoclinium fulgens* Milne-Edwards, 1841 by designation under Plenary Powers, see Tubbs, P.K. (1986). Opinion 1412. *Leptoclinium fulgens* Milne-Edwards, 1841 designated as type species of *Leptoclinium* Milne-Edwards, 1841 (Tunicata, Ascidiacea). *Bull. Zool. Nomencl.* **43**(3): 253–254.

Tetradidemnum Della Valle, A. (1881). Nuove contribuzioni alla storia naturale delle ascidie composte del Golfo di Napoli. *Atti Accad. nag. Lincei Series 3, Memoir* **10**: 431–498 [pl. 5 fig. 47, 69] [pl. 7 fig. 69].

Type species: *Tetradidemnum gigas* Della Valle, 1881 by original designation.

Didemnoides Drasche, R. von (1883). Die Synascidien der Bucht von Rovigno (Istrien). In *Ein Beitrag zur Fauna der Adria* Wien : Carl Gerolds Sohn. 41 pp. [37].

Type species: *Didemnoides resinaceum* Drasche, 1883 by original designation.

Diplosomoides Herdman, W.A. (1886). Report on the Tunicata collected during the voyage of H.M.S. *Challenger* during the years 1873–1876. Pt II, Ascidiacea compositae. *Zool. Chall. Exped.* **14**(38): 1–425 [399].

Type species: none designated; originally included nominotypical species: *Diplosoma pseudoleptoclinium* Drasche, 1883; *Diplosomoides molle* Herdman, 1886.

Sarcodidemnoides Oka, A & Willey, A. (1892). On a new genus of synascidian from Japan. *Q. J. Microsc. Sci.* **33**(2): 313–324 [313].

Type species: *Sarcodidemnoides misakiense* Oka & Willey, 1892 by monotypy.

Hypurgon Sollas, I.B.J. (1903). On *Hypurgon skeati* a new genus and species of compound ascidian. *Q. J. Microsc. Sci. (ns)* **46**: 729–735 [729].

Type species: *Hypurgon skeati* Sollas, 1903 by monotypy.

Taxonomic decision for synonymy: Harant, H. (1929). Ascidiées provenant des croisières du Prince Albert 1er de Monaco. *Résultats de Campagnes Scientifique accomplies (Monaco)* 75: 1–110 [21]; Tokioka, T. (1967). Pacific Tunicata of the United States National Museum. *Bull. U.S. Natl Mus.* 251: 1–242 [75].

Extralimital distribution: Australian Region—Chatham Island; worldwide, including polar regions (not at abyssal depths). See: Hartmeyer, R. (1924). Ascidiacea, part II. Zugleich eine Übersicht über die Arktische und boreale Ascidiënfaua auf tiergeographischer Grundlage. *Ingolf-Exped.* 2(7): 1–275; Harant, H. (1929). Ascidiées provenant des croisières du Prince Albert 1er de Monaco. *Résultats de Campagnes Scientifique accomplies (Monaco)* 75: 1–110; Van Name, W.G. (1945). The North and South American ascidians. *Bull. Am. Mus. Nat. Hist.* 84: 1–476; Kott, P. (1962). The ascidians of Australia III. Aplousobranchiata Lahille: Didemnidae Giard. *Aust. J. Mar. Freshwat. Res.* 13(3): 265–334; Millar, R.H. (1962). Further descriptions of South African ascidians. *Ann. S. Afr. Mus.* 56(7): 113–221; Kott, P. (1969). Antarctic Ascidiacea. A monographic account of the known species based on specimens collected under U.S. Government auspices 1947 to 1963. *Antarct. Res. Ser.* 13: i–xv 1–239; Millar, R.H. (1982). The marine fauna of New Zealand. *Mem. N.Z. Oceanogr. Inst.* 85: 1–117; Nishikawa, T. (1990). The ascidians of the Japan Sea 1. *Publ. Seto Mar. Biol. Lab.* 34(4–6): 73–148; Monniot, F. (1995). Ascidiées de Nouvelle-Calédonie XV. Le genre *Didemnum*. *Bull. Mus. Natl. Hist. Nat. Paris (4)* 16A(2–4): 299–344.

Generic reference: Kott, P. (2005). New and little known species of Didemnidae (Ascidiacea, Tunicata) from Australia (Part 3). *J. Nat. Hist.* 39(26): 2409–2479 [2416].

Didemnum albopunctatum Sluiter, 1909

Didemnum albopunctatum Sluiter, C.P. (1909). Die Tunicaten der Siboga Expedition. Pt II. Die merosomen Ascidiën. *Siboga Exped.* 56B: 1–112 [58].

Type data: lectotype ZMA TU433.2.

Subsequent designation: Spoel, S. van der (1969). Catalogue of the type specimens of Tunicata in the Zoological Museum in Amsterdam. *Bull. Zool. Mus. Amsterdam* 1(13): 157–200 [172].

Type locality: Ambon, Indonesia.

Didemnum biglutinum Monniot, F. (1995). Ascidiées de Nouvelle-Calédonie XV. Le genre *Didemnum*. *Bull. Mus. Natl. Hist. Nat. Paris (4)* 16A(2–4): 299–344 [300].

Type data: holotype MNHP A2. DID.C 219.

Type locality: New Caledonia.

Taxonomic decision for synonymy: Kott, P. (2001). The Australian Ascidiacea Pt 4, Didemnidae. *Mem. Queensl. Mus.* 47(1): 1–410 [148].

Distribution: Indonesia, Cocos (Keeling) Islands (Aust. Terr.), Palau, New Caledonia, Fiji, NT (N coast), QLD (Great Barrier Reef, NE coast), WA (Lower W coast, N coast, NW oceanic).

Ecology: benthic, marine.

Didemnum arancium Kott, 2001

Didemnum arancium Kott, P. (2001). The Australian Ascidiacea Pt 4, Didemnidae. *Mem. Queensl. Mus.* 47(1): 1–410 [150].

Type data: holotype QM G308115, paratype(s) QM G308120.

Type locality: Wistari reef, QLD.

Distribution: French Polynesia, QLD (Great Barrier Reef).

Ecology: benthic, marine.

Didemnum aratore Kott, 2004

Didemnum aratore Kott, P. (2004). Ascidiacea (Tunicata) in Australian waters of the Timor and Arafura Seas. *Beagle, Rec. Mus. Art Galleries NT* 20: 37–81 [53].

Type data: holotype NTM E256.

Type locality: Ashmore Reef, 3–6 m, Timor Sea.

Distribution: WA (N coast); known only from type locality.

Ecology: benthic, marine.

Didemnum asterix Kott, 2004

Didemnum asterix Kott, P. (2004). New and little known species of Didemnidae (Ascidiacea, Tunicata) from Australia (part 1). *J. Nat. Hist.* 38(6): 731–774 [747].

Type data: holotype WAM 633.88.

Type locality: Cape Legendre, 40–42 m, WA.

Distribution: WA (NW coast); known only from type locality.

Ecology: benthic, marine.

Didemnum astrum Kott, 2001

Didemnum astrum Kott, P. (2001). The Australian Ascidiacea Pt 4, Didemnidae. *Mem. Queensl. Mus.* 47(1): 1–410 [151].

Type data: holotype QM G308015, paratype(s) QM G308204.

Type locality: Wistari Reef, QLD.

Distribution: QLD (Great Barrier Reef), WA (Lower W coast, N coast); Indian Ocean.

Ecology: benthic, marine; rubble fauna, low tide.

Reference: Kott, P. (2005). New and little known species of Didemnidae (Ascidiacea, Tunicata) from Australia (Part 3). *J. Nat. Hist.* 39(26): 2409–2479 [2437].

Didemnum bicolor Kott, 2001

Didemnum bicolor Kott, P. (2001). The Australian Ascidiacea Pt 4, Didemnidae. *Mem. Queensl. Mus.* 47(1): 1–410 [152].

Type data: holotype QM GH2410, paratype(s) QM GH2409.

Type locality: Top Gallant Is., Investigator Group, SA.

Distribution: SA (Great Australian Bight); known only from type locality.
Ecology: benthic, marine; in caves.

Didemnum bisectatum Kott, 2001

Didemnum bisectatum Kott, P. (2001). The Australian Ascidiacea Pt 4, Didemnidae. *Mem. Queensl. Mus.* **47**(1): 1–410 [154].
Type data: holotype QM G302599.
Type locality: Flat Top Bank, Timor Sea, NT.

Distribution: WA (NW coast); known only from type locality.
Ecology: benthic, marine.

Didemnum caesium Sluiter, 1909

Didemnum caesium Sluiter, C.P. (1909). Die Tunicaten der Siboga Expedition. Pt II. Die merosomen Ascidien. *Siboga Exped.* **56B**: 1–112 [53].
Type data: holotype ZMA TU434.
Type locality: between Nusa Besi and the NE point of Timor, 27–54 m, Indonesia [8°25.2 'S 127°18.4 'E].

Distribution: Indonesia, New Caledonia, WA (NW coast).
Reference: Kott, P. (2001). The Australian Ascidiacea Pt 4, Didemnidae. *Mem. Queensl. Mus.* **47**(1): 1–410 [155].

Didemnum candidum Savigny, 1816

Didemnum candidum Savigny, J.C. (1816). Recherches anatomiques sur les ascidies composées et sur les ascidies simples—Système de la classe des Ascidies pp. 1–239. *In Mémoires sur les Animaux sans Vertèbres*, Pt 2. Paris : G. Dufour. [194].
Type data: neotype LA 1247–51.
Subsequent designation: Lafargue, F. (1974). Description d'un néotype de *Didemnum candidum* Savigny, 1816 espèce-type de Mer Rouge (Ascidie composée). *Vie Milieu* **24**(2): Sér. A: 341–356 [341].
Type locality: Red Sea.

Leptoclinum cretaceum Sluiter, C.P. (1898). Beiträge zur Kenntnis der Fauna von Südafrika II. Tunicaten. *Zool. Jahrb. Syst.* **11**: 1–64 [36].
Type data: lectotype ZMA TU602, paralectotype(s) ZMA TU578.
Subsequent designation: Spoel, S. van der (1969). Catalogue of the type specimens of Tunicata in the Zoological Museum in Amsterdam. *Bull. Zool. Mus. Amsterdam* **1**(13): 157–200 [180].
Type locality: coast of Mozambique.

Didemnum yolky Monniot, C. & Monniot, F. (1997). Records of ascidians from Bahrain, Arabian Gulf, with three new species. *J. Nat. Hist.* **31**: 1623–1643 [1626].
Type data: holotype MNHP A2 DID. C 389.
Type locality: Mozambique, Iboi Is., 3 m.

Taxonomic decision for synonymy: Kott, P. (2001). The Australian Ascidiacea Pt 4, Didemnidae. *Mem. Queensl. Mus.* **47**(1): 1–410 [157].

Distribution: Tanzania, Mozambique, Mauritius, NT (N coast), WA (NW coast); Gulf of Suez, Gulf of Aquaba, Gulf of Arabia.
Ecology: benthic, marine; tropical latitudes.

Didemnum chartaceum Sluiter, 1909

Didemnum chartaceum Sluiter, C.P. (1909). Die Tunicaten der Siboga Expedition. Pt II. Die merosomen Ascidien. *Siboga Exped.* **56B**: 1–112 [57].
Type data: syntypes ZMA TU437.
Type locality: Flores Is., Indonesia.

Distribution: Indonesia, Fiji, QLD (Great Barrier Reef).
Ecology: benthic, marine.
Reference: Kott, P., Parry, D.L. & Cox, G.C. (1984). Prokaryotic symbionts with a range of ascidian hosts. *Bull. Mar. Sci.* **34**(2): 308–312.

Didemnum cilicium Kott, 2005

Didemnum cilicium Kott, P. (2005). New and little known species of Didemnidae (Ascidiacea, Tunicata) from Australia (Part 3). *J. Nat. Hist.* **39**(26): 2409–2479 [2438].
Type data: holotype SAMA E3251.
Type locality: : between Western River Cove and Snug Cove, Pissy Boy Rock, W side, on rock wall, 6–8 m, Kangaroo Is., SA.

Distribution: SA (S Gulfs coast); known only from type locality.
Ecology: benthic, marine.

Didemnum clavum Kott, 2001

Didemnum clavum Kott, P. (2001). The Australian Ascidiacea Pt 4, Didemnidae. *Mem. Queensl. Mus.* **47**(1): 1–410 [162].
Type data: holotype QM G308161, paratype(s) QM G308402.
Type locality: Heron Is., filter of aquarium seawater intake, QLD.

Distribution: Indonesia, NT (N coast), QLD (Great Barrier Reef), WA (Lower W coast, N coast, NW coast).
Ecology: benthic, marine.

Didemnum complexum Kott, 2001

Didemnum complexum Kott, P. (2001). The Australian Ascidiacea Pt 4, Didemnidae. *Mem. Queensl. Mus.* **47**(1): 1–410 [164].
Type data: holotype AM Y820.
Type locality: Little Turiel Point, Port Hacking, 60–70 m, NSW.

Distribution: NSW (Lower E coast), TAS (Tas. coast).
Ecology: benthic, marine.

***Didemnum coralliforme* Kott, 2004**

Didemnum coralliforme Kott, P. (2004). New and little known species of Didemnidae (Ascidiacea, Tunicata) from Australia (part 1). *J. Nat. Hist.* **38**(6): 731–774 [748].

Type data: holotype NTM E34.

Type locality: W of Port Hedland, 50 m, WA.

Distribution: NT (N coast), WA (NW coast).

Ecology: benthic, marine.

Reference: Kott, P. (2004). New and little known species of Didemnidae (Ascidiacea, Tunicata) from Australia (part 2). *J. Nat. Hist.* **38**(19): 2455–2526 [2490].

***Didemnum corium* Kott, 2005**

Didemnum corium Kott, P. (2005). New and little known species of Didemnidae (Ascidiacea, Tunicata) from Australia (Part 3). *J. Nat. Hist.* **39**(26): 2409–2479 [2440].

Type data: holotype SAMA E3249.

Type locality: Port Davey, Bathurst Channel, Beebee Point, 6–8 m on silt, TAS.

Distribution: TAS (Tas. coast); known only from type locality.

Ecology: benthic, marine.

***Didemnum crescente* Kott, 2001**

Didemnum crescente Kott, P. (2001). The Australian Ascidiacea Pt 4, Didemnidae. *Mem. Queensl. Mus.* **47**(1): 1–410 [166].

Type data: holotype QM G308495.

Type locality: Eden, NSW.

Distribution: NSW (Lower E coast), SA (S Gulfs coast), VIC (Bass Strait).

Ecology: benthic, marine.

Reference: Kott, P. (2004). New and little known species of Didemnidae (Ascidiacea, Tunicata) from Australia (part 2). *J. Nat. Hist.* **38**(19): 2455–2526 [2491].

***Didemnum cygnus* Kott, 2001**

Didemnum cygnus Kott, P. (2001). The Australian Ascidiacea Pt 4, Didemnidae. *Mem. Queensl. Mus.* **47**(1): 1–410 [169].

Type data: holotype WAM 362.92.

Type locality: Rocky Bay, Swan River estuary on seagrass, WA.

Distribution: NT (N coast), WA (Lower W coast, NW coast).

Ecology: benthic, marine.

Reference: Kott, P. (2005). New and little known species of Didemnidae (Ascidiacea, Tunicata) from Australia (Part 3). *J. Nat. Hist.* **39**(26): 2409–2479 [2440].

***Didemnum delectum* Kott, 2001**

Didemnum delectum Kott, P. (2001). The Australian Ascidiacea Pt 4, Didemnidae. *Mem. Queensl. Mus.* **47**(1): 1–410 [171].

Type data: holotype SAMA E2632, paratype(s) SAMA E2662.

Type locality: Bonaparte Creek, Tourville Bay, SW of Ceduna, 6–8 m, SA.

Distribution: SA (Great Australian Bight, S Gulfs coast).

Ecology: benthic, marine.

Reference: Kott, P. (2004). New and little known species of Didemnidae (Ascidiacea, Tunicata) from Australia (part 2). *J. Nat. Hist.* **38**(19): 2455–2526 [2492].

***Didemnum diversum* Kott, 2004**

Didemnum diversum Kott, P. (2004). New and little known species of Didemnidae (Ascidiacea, Tunicata) from Australia (part 1). *J. Nat. Hist.* **38**(6): 731–774 [749].

Type data: holotype WAM 159.93.

Type locality: Passage Is, NW Long Is., 16–15 m, WA.

Distribution: WA (NW coast); known only from type locality.

Ecology: benthic, marine.

***Didemnum domesticum* Kott, 2004**

Didemnum domesticum Kott, P. (2004). Ascidiacea (Tunicata) in Australian waters of the Timor and Arafura Seas. *Beagle, Rec. Mus. Art Galleries NT* **20**: 37–81 [54].

Type data: holotype NTM E237.

Type locality: Ashmore Reef, 4–7 m, Timor Sea.

Distribution: NT (N coast); known only from type locality.

Ecology: benthic, marine.

***Didemnum effusium* Kott, 2001**

Didemnum effusium Kott, P. (2001). The Australian Ascidiacea Pt 4, Didemnidae. *Mem. Queensl. Mus.* **47**(1): 1–410 [173].

Type data: holotype QM G10139.

Type locality: Kingston South East, SA.

Distribution: SA (S Gulfs coast), VIC (Bass Strait).

Ecology: benthic, marine.

***Didemnum elongatum* Sluiter, 1909**

Didemnum elongatum Sluiter, C.P. (1909). Die Tunicaten der Siboga Expedition. Pt II. Die merosomen Ascidien. *Siboga Exped.* **56B**: 1–112 [66].

Type data: syntypes ZMA TU444, TU445.

Type locality: sounding due West, 1300 m distant from N point of Kabia Is. reef, 701 m, Indonesia.

Distribution: Indonesia, WA (NW coast).

Ecology: benthic, marine.

Reference: Kott, P. (2001). The Australian Ascidiacea Pt 4, Didemnidae. *Mem. Queensl. Mus.* **47**(1): 1–410 [173].

***Didemnum etiolum* Kott, 1982**

Didemnum etiolum Kott, P. (1982). Didemnid-algal symbioses: host species in the western Pacific with notes on the symbiosis. *Micronesica* **18**(1): 95–127 [104].

Type data: syntypes QM GH247, GH272, GH459.

Type locality: Martha Ridgeway Reef, northern Great Barrier Reef, QLD.

Distribution: Philippines, QLD (Great Barrier Reef).

Ecology: benthic, marine; obligate *Prochloron* [Prochlorophyta] symbionts.

References: Parry, D.L. & Kott, P. (1988). Cosymbiosis in the Ascidiacea. *Bull. Mar. Sci.* **42**(1): 149–153; Kott, P. (2001). The Australian Ascidiacea Pt 4, Didemnidae. *Mem. Queensl. Mus.* **47**(1): 1–410 [175].

***Didemnum fibriae* Kott, 2004**

Didemnum fibriae Kott, P. (2004). New and little known species of Didemnidae (Ascidiacea, Tunicata) from Australia (part 1). *J. Nat. Hist.* **38**(6): 731–774 [750].

Type data: holotype WAM 175.91.

Type locality: Woodman's Point, Cockburn Sound, 18 m, WA.

Distribution: WA (Lower W coast); known only from type locality.

Ecology: benthic, marine.

***Didemnum flavoviride* Monniot, 1995**

Didemnum flavoviride Monniot, F. (1995). Ascidies de Nouvelle-Calédonie XV. Le genre *Didemnum*. *Bull. Mus. Nat. Hist. Nat. Paris (4)* **16A**(2–4): 299–344 [308].

Type data: holotype MNHP A2 DID. C 198.

Type locality: New Caledonia.

Distribution: New Caledonia, QLD (Great Barrier Reef); west Pacific Ocean.

Ecology: benthic, marine.

Reference: Kott, P. (2001). The Australian Ascidiacea Pt 4, Didemnidae. *Mem. Queensl. Mus.* **47**(1): 1–410 [176].

***Didemnum fragile* Sluiter, 1909**

Didemnum fragile Sluiter, C.P. (1909). Die Tunicaten der Siboga Expedition. Pt II. Die merosomen Ascidien. *Siboga Exped.* **56B**: 1–112 [56].

Type data: lectotype ZMA TU446.3, paralectotype(s) ZMA TU446.1, 446.2.

Subsequent designation: Spoel, S. van der (1969). Catalogue of the type specimens of Tunicata in the Zoological Museum in Amsterdam. *Bull. Zool. Mus. Amsterdam* **1**(13): 157–200 [172].

Type locality: Wunoh-Bay, NW coast of Waigeu Is., 32 m, Indonesia.

Didemnum proliferum Kott, P. (1981). The ascidians of the reef flats of Fiji. *Proc. Linn. Soc. N.S.W.* **105**(3): 147–212 [171].

Type data: holotype QM G12577.

Type locality: Viti Levu, Vuda Point, LWM, Fiji.

Taxonomic decision for synonymy: Kott, P. (2001). The Australian Ascidiacea Pt 4, Didemnidae. *Mem. Queensl. Mus.* **47**(1): 1–410 [177].

Distribution: Palau, French Polynesia, Fiji, NT (N coast), QLD (Great Barrier Reef, NE coast), WA (N coast); west Pacific Ocean.

Ecology: benthic, marine.

Reference: Kott, P. (2005). New and little known species of Didemnidae (Ascidiacea, Tunicata) from Australia (Part 3). *J. Nat. Hist.* **39**(26): 2409–2479 [2441].

***Didemnum fragum* Kott, 2001**

Didemnum fragum Kott, P. (2001). The Australian Ascidiacea Pt 4, Didemnidae. *Mem. Queensl. Mus.* **47**(1): 1–410 [179].

Type data: holotype SAMA E2680, paratypes SAMA E2832, E2838, QM GH5438*.

Type locality: Nora Creina Bay, Gulf St Vincent, SA.

Distribution: NSW (Central E coast), SA (Great Australian Bight, S Gulfs coast), TAS (Tas. coast), VIC (Bass Strait).

Ecology: benthic, marine.

Reference: Kott, P. (2005). New and little known species of Didemnidae (Ascidiacea, Tunicata) from Australia (Part 3). *J. Nat. Hist.* **39**(26): 2409–2479 [2441].

***Didemnum fucatum* Sluiter, 1909**

Didemnum fucatum Sluiter, C.P. (1909). Die Tunicaten der Siboga Expedition. Pt II. Die merosomen Ascidien. *Siboga Exped.* **56B**: 1–112 [47].

Type data: syntypes ZMA TU448.

Type locality: Pulu Kaniungan ketjil, 11 m, Indonesia.

Distribution: Indonesia, QLD (Great Barrier Reef).

Ecology: benthic, marine.

Reference: Kott, P. (2001). The Australian Ascidiacea Pt 4, Didemnidae. *Mem. Queensl. Mus.* **47**(1): 1–410 [182].

***Didemnum fuscum* Sluiter, 1909**

Didemnum fuscum Sluiter, C.P. (1909). Die Tunicaten der Siboga Expedition. Pt II. Die merosomen Ascidien. *Siboga Exped.* **56B**: 1–112 [52].

Type data: syntypes ZMA TU451.

Type locality: 32 m, Indonesia [1°42.5'S 130°47'E].

Distribution: Indonesia, NT (N coast), QLD (Great Barrier Reef), WA (NW coast); west Pacific Ocean.

Ecology: benthic, marine.

Reference: Kott, P. (2005). New and little known species of Didemnidae (Ascidiacea, Tunicata) from Australia (Part 3). *J. Nat. Hist.* **39**(26): 2409–2479 [2443].

***Didemnum grande* (Herdman, 1886)**

Leptoclinium albidum grande Herdman, W.A. (1886). Report on the Tunicata collected during the voyage of H.M.S. *Challenger* during the years 1873–1876. Pt II, Ascidiæ compositæ. *Zool. Chall. Exped.* **14**(38): 1–425 [291] [as *Leptoclinium albidum* var. *grande* Verrill, 1871].

Type data: type status unknown BMNH* (depository uncertain, not found).

Type locality: off Cebu, 190 m, Philippines [10°14'N 123°54'E].

- Didemnum makropnous*** Sluiter, C.P. (1909). Die Tunicaten der Siboga Expedition. Pt II. Die merosomen Ascidiën. *Siboga Exped.* **56B**: 1–112.
Type data: syntypes ZMA TU461.3-5.
Type locality: 32 m; Saleyer Is., 36 m; Dammar Is., 45 m [1°42.5'S 130°47.5'E].
Taxonomic decision for synonymy: Kott, P. (1962). The ascidians of Australia III. Aplousobranchiata Lahille: Didemnidae Giard. *Aust. J. Mar. Freshwat. Res.* **13**(3): 265–334 [325].
Distribution: Philippines, Indonesia, NT (N coast), QLD (Great Barrier Reef, NE coast), WA (Central W coast, Lower W coast).
Ecology: benthic, marine.
References: Kott, P. (2004). New and little known species of Didemnidae (Asciacea, Tunicata) from Australia (part 2). *J. Nat. Hist.* **38**(19): 2455–2526 [2492]; Kott, P. (2005). New and little known species of Didemnidae (Asciacea, Tunicata) from Australia (Part 3). *J. Nat. Hist.* **39**(26): 2409–2479 [2444].
- Didemnum granulatum*** Tokioka, 1954
Didemnum granulatum Tokioka, T. (1954). Contributions to Japanese ascidian fauna VII. Invertebrate fauna of the intertidal zone of the Tokara Islands. VII Ascidiens. *Publ. Seto Mar. Biol. Lab. Kyoto Univ.* **3**(3): 239–264 [244].
Type data: syntypes SMBL Type 130.
Type locality: Takarazima, Tokara Is.
Distribution: Hawaii, French Polynesia, Fiji, NT (N coast), QLD (Great Barrier Reef), WA (Lower W coast, NW coast); Tokara Is.
Ecology: benthic, marine.
References: Kott, P. (2001). The Australian Ascidiacea Pt 4, Didemnidae. *Mem. Queensl. Mus.* **47**(1): 1–410 [188]; Kott, P. (2004). New and little known species of Didemnidae (Asciacea, Tunicata) from Australia (part 2). *J. Nat. Hist.* **38**(19): 2455–2526 [2491].
- Didemnum guttatum*** F. & C. Monniot, 1996
Didemnum guttatum Monniot, F. & Monniot, C. (1996). New collections of ascidians from the western Pacific and Southeastern Asia. *Micronesica* **29**(2): 133–279 [153].
Type data: holotype MNHP A2DID C229.
Type locality: north Sulawesi, west of Talisei Is., Indonesia, 1 m [1°51.87'N 125°04.08'E].
Distribution: Indonesia, QLD (Great Barrier Reef); Coral Sea.
Ecology: benthic, marine.
- Didemnum herba*** Kott, 2001
Didemnum herba Kott, P. (2001). The Australian Ascidiacea Pt 4, Didemnidae. *Mem. Queensl. Mus.* **47**(1): 1–410 [189].
Type data: holotype QM G308641.
Type locality: Big Broadhurst Reef, 11 m, QLD.
Distribution: QLD (Great Barrier Reef); known only from type locality.
Ecology: benthic, marine.
- Didemnum hiopaa*** C. & F. Monniot, 1987
Didemnum hiopaa Monniot, C. & Monniot, F. (1987). Les ascidies de Polynésie française. *Mém. Mus. Natl. Hist. Nat. Paris* **136**: 1–155 [32].
Type data: holotype MNHP A2 DID C 92.
Type locality: Station 6, NE Mooréa, French Polynesia.
Distribution: New Caledonia, French Polynesia, QLD (Great Barrier Reef).
Ecology: benthic, marine.
Reference: Kott, P. (2001). The Australian Ascidiacea Pt 4, Didemnidae. *Mem. Queensl. Mus.* **47**(1): 1–410 [191].
- Didemnum incanum*** (Herdman, 1899)
Leptoclinum incanum Herdman, W.A. (1899). Descriptive catalogue of the Tunicata in the Australian Museum. *Australian Museum, Sydney, Catalogue* **17**: 1–139 [90].
Type data: type status unknown (depository uncertain, not found; not listed in Rowe, F.W.E. & Marshall, J.I. (1979). A catalogue of the ascidian type-specimens in the Australian Museum, Sydney. *Rec. Aust. Mus.* **32**(17): 547–562).
Type locality: Port Jackson, NSW.
Distribution: New Zealand, NSW (Lower E coast), SA (S Gulfs coast), TAS (Tas. coast), VIC (Bass Strait).
Ecology: benthic, marine.
Reference: Kott, P. (2005). New and little known species of Didemnidae (Asciacea, Tunicata) from Australia (Part 3). *J. Nat. Hist.* **39**(26): 2409–2479 [2444].
- Didemnum inveteratum*** Kott, 2001
Didemnum inveteratum Kott, P. (2001). The Australian Ascidiacea Pt 4, Didemnidae. *Mem. Queensl. Mus.* **47**(1): 1–410 [193].
Type data: holotype QM G302922.
Type locality: Lord Mayor Shoal, 21 m, WA [16°31.2'S 122°36.4'E].
Distribution: WA (NW coast); known only from type locality.
Ecology: benthic, marine.
- Didemnum jedanense*** Sluiter, 1909
Didemnum jedanense Sluiter, C.P. (1909). Die Tunicaten der Siboga Expedition. Pt II. Die merosomen Ascidiën. *Siboga Exped.* **56B**: 1–112 [59].
Type data: lectotype ZMA TU454.1.
Subsequent designation: Spoel, S. van der (1969). Catalogue of the type specimens of Tunicata in the Zoological Museum in Amsterdam. *Bull. Zool. Mus. Amsterdam* **1**(13): 157–200 [173].
Type locality: Pulu Kaniungan ketjil, 11 m, Indonesia.
Didemnum reticulatum Sluiter, C.P. (1909). Die Tunicaten der Siboga Expedition. Pt II. Die merosomen Ascidiën. *Siboga Exped.* **56B**: 1–112 [60].
Type data: syntypes ZMA TU475.4, 475.5.
Type locality: off Kawio- and Kamboling islands, Karkaralong group, 23–31m, Indonesia; off Pulu Jedan, east coast of Aru islands (Pearl banks), 13 m, Indonesia.

DIDEMNIDAE

- Taxonomic decision for synonymy: Kott, P. (2001). The Australian Ascidiacea Pt 4, Didemnidae. *Mem. Queensl. Mus.* **47**(1): 1–410 [194].
- Distribution: Indonesia, New Caledonia, NT (N coast), QLD (Great Barrier Reef, NE coast), WA (N coast).
Ecology: benthic, marine.
Reference: Kott, P. (2004). Ascidiacea (Tunicata) in Australian waters of the Timor and Arafura Seas. *Beagle, Rec. Mus. Art Galleries NT* **20**: 37–81 [55].
- Didemnum jucundum* Kott, 2001**
- Didemnum jucundum*** Kott, P. (2001). The Australian Ascidiacea Pt 4, Didemnidae. *Mem. Queensl. Mus.* **47**(1): 1–410 [197].
Type data: holotype SAMA E2646, paratype(s) SAMA E2693.
Type locality: Portsea Pier piles 4–6 m, Port Phillip Bay, VIC.
- Distribution: SA (S Gulfs coast), TAS (Tas. coast), WA (SW coast).
Ecology: benthic, marine.
References: Kott, P. (2004). New and little known species of Didemnidae (Ascidiacea, Tunicata) from Australia (part 2). *J. Nat. Hist.* **38**(19): 2455–2526 [2495]; Kott, P. (2005). New and little known species of Didemnidae (Ascidiacea, Tunicata) from Australia (Part 3). *J. Nat. Hist.* **39**(26): 2409–2479 [2446].
- Didemnum lacertosum* Monniot, 1995**
- Didemnum lacertosum*** Monniot, F. (1995). Ascidies de Nouvelle-Calédonie XV. Le genre *Didemnum*. *Bull. Mus. Nat. Hist. Nat. Paris* (4)**16A**(2–4): 299–344 [311].
Type data: holotype MNHP A2 DID. C 261.
Type locality: Loyalty Is., Lifou, 10–30 m, New Caledonia.
- Distribution: New Caledonia, QLD (Great Barrier Reef).
Ecology: benthic, marine.
Reference: Kott, P. (2001). The Australian Ascidiacea Pt 4, Didemnidae. *Mem. Queensl. Mus.* **47**(1): 1–410 [199].
- Didemnum leopardus* Kott, 2005**
- Didemnum leopardus*** Kott, P. (2005). New and little known species of Didemnidae (Ascidiacea, Tunicata) from Australia (Part 3). *J. Nat. Hist.* **39**(26): 2409–2479 [2447].
Type data: holotype QM G308719.
Type locality: Dawson Rock, Bynoe Harbour, 5–8 m, muddy bottom, NT.
- Distribution: NT (N coast); known only from type locality.
Ecology: benthic, marine.
- Didemnum levitas* Kott, 2001**
- Didemnum levitas*** Kott, P. (2001). The Australian Ascidiacea Pt 4, Didemnidae. *Mem. Queensl. Mus.* **47**(1): 1–410 [200].
- Type data: holotype QM G308224, paratype(s) QM G308220.
Type locality: Heron Is., intertidal, QLD.
- Distribution: QLD (Great Barrier Reef); known only from type locality.
Ecology: benthic, marine.
- Didemnum lillipution* Kott, 2004**
- Didemnum lillipution*** Kott, P. (2004). Ascidiacea (Tunicata) in Australian waters of the Timor and Arafura Seas. *Beagle, Rec. Mus. Art Galleries NT* **20**: 37–81 [55].
Type data: holotype NTM E250.
Type locality: Ashmore Reef, 3–6 m, Timor Sea.
- Distribution: WA (N coast).
Ecology: benthic, marine.
- Didemnum linatum* Kott, 2001**
- Didemnum linatum*** Kott, P. (2001). The Australian Ascidiacea Pt 4, Didemnidae. *Mem. Queensl. Mus.* **47**(1): 1–410 [200].
Type data: holotype WAM 40.89.
Type locality: 51 n miles NNE of Port Hedland, 38 m, WA.
- Distribution: WA (NW coast); known only from type locality.
Ecology: benthic, marine.
- Didemnum lissoclinum* Kott, 2001**
- Didemnum lissoclinum*** Kott, P. (2001). The Australian Ascidiacea Pt 4, Didemnidae. *Mem. Queensl. Mus.* **47**(1): 1–410 [202].
Type data: holotype SAMA E2665, paratype(s) SAMA E2607.
Type locality: 49 m, Great Australian Bight, SA [32°24'S 113°30'E].
- Distribution: SA (Great Australian Bight, S Gulfs coast), VIC (Bass Strait), WA (Lower W coast).
Ecology: benthic, marine.
- Didemnum macrosiphonium* Kott, 2001**
- Didemnum macrosiphonium*** Kott, P. (2001). The Australian Ascidiacea Pt 4, Didemnidae. *Mem. Queensl. Mus.* **47**(1): 1–410 [202].
Type data: holotype SAMA E2657, paratype(s) SAMA E2658.
Type locality: Aldinga drop off, Gulf St Vincent, 10–25 m, SA.
- Distribution: SA (S Gulfs coast), VIC (Bass Strait).
Ecology: benthic, marine.
- Didemnum madeleinae* F. & C. Monniot, 2001**
- Didemnum madeleinae*** Monniot, F. & Monniot, C. (2001). Ascidians from the tropical western Pacific. *Zoosystema* **23**(2): 201–383 [268].
Type data: holotype MNHP A2 DID.C 470.
Type locality: Louisiade Archipelago, Deboyne Lagoon, Nivani Is., overhang [10°47.46'S 152°23.08'E].

Distribution: Papua New Guinea, NT (N coast).

Ecology: benthic, marine.

Reference: Kott, P. (2004). Ascidiacea (Tunicata) in Australian waters of the Timor and Arafura Seas. *Beagle, Rec. Mus. Art Galleries NT* **20**: 37–81 [35].

***Didemnum mantile* Kott, 2001**

Didemnum mantile Kott, P. (2001). The Australian Ascidiacea Pt 4, Didemnidae. *Mem. Queensl. Mus.* **47**(1): 1–410 [203].

Type data: holotype QM G302881.

Type locality: Southern French Is., Tortoise Head, Western Port, 3 m, VIC.

Distribution: SA (Great Australian Bight), VIC (Bass Strait), WA (SW coast).

Ecology: benthic, marine.

Reference: Kott, P. (2005). New and little known species of Didemnidae (Ascidiacea, Tunicata) from Australia (Part 3). *J. Nat. Hist.* **39**(26): 2409–2479 [2447].

***Didemnum membranaceum* Sluiter, 1909**

Didemnum membranaceum Sluiter, C.P. (1909). Die Tunicaten der Siboga Expedition. Pt II. Die merosomen Ascidien. *Siboga Exped.* **56B**: 1–112 [58].

Type data: syntypes ZMA TU471.1, TU471.2.

Type locality: Pater Noster and Flores Is., Indonesia.

Didemnum turritum Michaelsen, W. (1930). Ascidiacea Krikobranchia. *Fauna Südwest-Aust.* **5**(7): 463–558 [521].

Type data: syntypes MGH K1701.

Type locality: NNW of North Point of Heirisson Prong, Shark Bay, WA.

Distribution: Indonesia, Hong Kong, Andaman Islands, French Polynesia, Federated States of Micronesia, NT (N coast), QLD (Central E coast, Great Barrier Reef), SA (S Gulfs coast), WA (Central W coast, Lower W coast).

Ecology: benthic, marine.

References: Kott, P., Parry, D.L. & Cox, G.C. (1984). Prokaryotic symbionts with a range of ascidian hosts. *Bull. Mar. Sci.* **34**(2): 308–312; Kott, P. (2002). Ascidiacea (Tunicata) from Darwin, Northern Territory, Australia. *Beagle, Rec. Mus. Art Galleries NT* **18**: 19–55 [36]; Kott, P. (2004). New and little known species of Didemnidae (Ascidiacea, Tunicata) from Australia (part 2). *J. Nat. Hist.* **38**(19): 2455–2526 [2497].

***Didemnum microthoracicum* Kott, 2001**

Didemnum microthoracicum Kott, P. (2001). The Australian Ascidiacea Pt 4, Didemnidae. *Mem. Queensl. Mus.* **47**(1): 1–410 [207].

Type data: holotype SAMA E2656.

Type locality: Avoid Bay, SA.

Distribution: SA (Great Australian Bight, S Gulfs coast).

Ecology: benthic, marine.

Reference: Kott, P. (2005). New and little known species of Didemnidae (Ascidiacea, Tunicata) from Australia (Part 3). *J. Nat. Hist.* **39**(26): 2409–2479 [2448].

***Didemnum minisculum* Kott, 2001**

Didemnum minisculum Kott, P. (2001). The Australian Ascidiacea Pt 4, Didemnidae. *Mem. Queensl. Mus.* **47**(1): 1–410 [207].

Type data: holotype SAMA E2647.

Type locality: Stansbury jetty on seagrass, 2–3 m, Yorke Peninsula, SA.

Distribution: SA (S Gulfs coast); known only from type locality.

Ecology: benthic, marine.

***Didemnum molle* (Herdman, 1886)**

Diplosomoides molle Herdman, W.A. (1886). Report on the Tunicata collected during the voyage of H.M.S. *Challenger* during the years 1873–1876. Pt II, Ascidiacea compositae. *Zool. Chall. Exped.* **14**(38): 1–425 [310].

Type data: holotype BMNH 87.2.4.446.

Type locality: Aru Is., Torres Strait.

Didemnum sycon Michaelsen, W. (1920). Die Ascidiacea Krikobranchia des Roten Meeres: Clavelinidae und Synoicidae. Expedition S.M. Schiff *Pola* in das Rote Meer, nördliche und südliche Hälfte 1895/1896–1897/1898 Zoologische Ergebnisse xxxiii. *Denkschr. Akad. Wiss. Wien* **97**: 1–38 [44].

Type data: syntypes ZMH K1088, ZMH K1089.

Type locality: Comoren, Malagasy.

Taxonomic decision for synonymy: Kott, P. (1980). Algal-bearing didemnid ascidians in the Indo-west Pacific. *Mem. Queensl. Mus.* **20**(1): 1–47 [2].

Distribution: Indonesia, Guam, Fiji, NT (N coast), QLD (Great Barrier Reef), WA (Lower W coast); west Pacific Ocean including Okinawa, west Indian Ocean.

Ecology: benthic, marine; obligate *Prochloron* [Prochlorophyta] symbionts.

References: Olson, R.R. (1985). The consequences of short distance larval dispersal in a sessile marine invertebrate. *Ecology* **66**(1): 30–39; Kott, P. (2001). The Australian Ascidiacea Pt 4, Didemnidae. *Mem. Queensl. Mus.* **47**(1): 1–410 [208].

***Didemnum monile* Kott, 2001**

Didemnum monile Kott, P. (2001). The Australian Ascidiacea Pt 4, Didemnidae. *Mem. Queensl. Mus.* **47**(1): 1–410 [211].

Type data: holotype SAMA E2683.

Type locality: West Island, Nuyts Archipelago, SA.

Distribution: SA (S Gulfs coast); known only from type locality.

Ecology: benthic, marine.

Didemnum moseleyi (Herdman, 1886)

Leptoclinum moseleyi Herdman, W.A. (1886). Report on the Tunicata collected during the voyage of H.M.S. *Challenger* during the years 1873–1876. Pt II, Ascidiacea compositae. *Zool. Chall. Exped.* **14**(38): 1–425 [272].

Type data: type status unknown BMNH (depository uncertain, not found).

Type locality: unknown.

Distribution: Indonesia, NSW (Central E coast, Lower E coast), QLD (Central E coast, NE coast), SA (S Gulfs coast), TAS (Bass Strait, Tas. coast), VIC (Bass Strait), WA (Lower W coast); west Pacific Ocean, Gulf of Suez, west Indian Ocean.

Ecology: benthic, marine.

References: Kott, P. (2001). The Australian Ascidiacea Pt 4, Didemnidae. *Mem. Queensl. Mus.* **47**(1): 1–410 [211]; Kott, P. (2005). New and little known species of Didemnidae (Ascidiacea, Tunicata) from Australia (Part 3). *J. Nat. Hist.* **39**(26): 2409–2479 [2448].

Didemnum multispirale Kott, 2001

Didemnum multispirale Kott, P. (2001). The Australian Ascidiacea Pt 4, Didemnidae. *Mem. Queensl. Mus.* **47**(1): 1–410 [213].

Type data: holotype QM G308017, paratype(s) QM G308044.

Type locality: Heron Is., under rubble, 0.5 m, QLD.

Distribution: Indonesia, QLD (Great Barrier Reef, NE coast), WA (NW coast).

Ecology: benthic, marine.

Didemnum mutabile C. & F. Monniot, 1987

Didemnum mutabile Monniot, C. & Monniot, F. (1987). Les ascidies de Polynésie française. *Mém. Mus. Natl. Hist. Nat. Paris* **136**: 1–155 [37].

Type data: holotype MNHP A2 DID C 109.

Type locality: Moorea, Tahiti, French Polynesia.

Distribution: French Polynesia, QLD (Great Barrier Reef).

Ecology: benthic, marine.

Reference: Kott, P. (2001). The Australian Ascidiacea Pt 4, Didemnidae. *Mem. Queensl. Mus.* **47**(1): 1–410 [215].

Didemnum nambucciensis Kott, 2004

Didemnum nambucciensis Kott, P. (2004). New and little known species of Didemnidae (Ascidiacea, Tunicata) from Australia (part 1). *J. Nat. Hist.* **38**(6): 731–774 [753].

Type data: holotype QM G10025, paratype(s) QM G10026.

Type locality: Nambucca Heads, 13 m, NSW.

Distribution: NSW (Lower E coast); known only from type locality.

Ecology: benthic, marine.

Didemnum nekozita Tokioka, 1967

Didemnum nekozita Tokioka, T. (1967). Pacific Tunicata of the United States National Museum. *Bull. U.S. Natl. Mus.* **251**: 1–242 [67].

Type data: holotype USNM 11381, paratype(s) USNM 11801, 11418.

Type locality: Palau Is., Barrier reef 8 mi.[les] NW of Koror Island [7°24'30"N 134°21'20"E].

Didemnum anoi Monniot, C. & Monniot, F. (1987). Les ascidies de Polynésie française. *Mém. Mus. Natl. Hist. Nat. Paris* **136**: 1–155 [25].

Type data: holotype MNHP A2 DID C 94.

Type locality: French Polynesia, Teavatia, Tikehau Atoll.

Taxonomic decision for synonymy: Kott, P. (2004). New and little known species of Didemnidae (Ascidiacea, Tunicata) from Australia (part 1). *J. Nat. Hist.* **38**(6): 731–774 [754].

Distribution: Philippines, Palau, French Polynesia, Fiji, QLD (Great Barrier Reef), WA (Central W coast, Lower W coast, N coast); also Eniwetak.

Ecology: benthic, marine.

Reference: Kott, P. (2004). Ascidiacea (Tunicata) in Australian waters of the Timor and Arafura Seas. *Beagle, Rec. Mus. Art Galleries NT* **20**: 37–81 [57].

Didemnum oblitum Kott, 2001

Didemnum oblitum Kott, P. (2001). The Australian Ascidiacea Pt 4, Didemnidae. *Mem. Queensl. Mus.* **47**(1): 1–410 [215].

Type data: holotype QM G308380, paratype(s) QM G308363, 305733, 305605, 308386.

Type locality: Price Cay, Swain Reefs, 20 m, QLD.

Distribution: QLD (Great Barrier Reef, NE coast).

Ecology: benthic, marine.

Didemnum ossium Kott, 2001

Didemnum ossium Kott, P. (2001). The Australian Ascidiacea Pt 4, Didemnidae. *Mem. Queensl. Mus.* **47**(1): 1–410 [216].

Type data: holotype QM G300986, paratype(s) QM G302927, 300967.

Type locality: Fenelon Is., Institut Is., Bonaparte Archipelago, 20 m, WA.

Distribution: Philippines, New Caledonia, NT (N coast), WA (NW coast).

Ecology: benthic, marine.

Reference: Kott, P. (2004). Ascidiacea (Tunicata) in Australian waters of the Timor and Arafura Seas. *Beagle, Rec. Mus. Art Galleries NT* **20**: 37–81 [57].

Didemnum parancium Kott, 2001

Didemnum parancium Kott, P. (2001). The Australian Ascidiacea Pt 4, Didemnidae. *Mem. Queensl. Mus.* **47**(1): 1–410 [218].

Type data: holotype QM GH5353.

Type locality: Bowden Reef, off Townsville, 10 m, QLD.

Distribution: QLD (Great Barrier Reef); known only from type locality.

Ecology: benthic, marine.

Didemnum parau C. & F. Monniot, 1987

Didemnum parau Monniot, C. & Monniot, F. (1987). Les ascidies de Polynésie française. *Mém. Mus. Natl. Hist. Nat. Paris* **136**: 1–155 [39].

Type data: holotype MNHP A2 DID C 101.

Type locality: Mataiva, French Polynesia, centre of lagoon.

Distribution: Philippines, French Polynesia, NT (N coast).

Ecology: benthic, marine.

Reference: Kott, P. (2002). Ascidiacea (Tunicata) from Darwin, Northern Territory, Australia. *Beagle, Rec. Mus. Art Galleries NT* **18**: 19–55 [37].

Didemnum patulum (Herdman, 1899)

Leptoclinum patulum Herdman, W.A. (1898). Note on the Tunicata fauna of Australian seas. *Ann. Mag. Nat. Hist.* **7**(1): 443–450 [448] [*nom. nud.*].

Leptoclinum patulum Herdman, W.A. (1899). Descriptive catalogue of the Tunicata in the Australian Museum. *Australian Museum, Sydney, Catalogue* **17**: 1–139 [92].

Type data: type status unknown AM (depository uncertain, not found; not listed in Rowe, F.W.E. & Marshall, J.I. (1979). A catalogue of the ascidian type-specimens in the Australian Museum, Sydney. *Rec. Aust. Mus.* **32**(17): 547–562).

Type locality: Port Jackson, NSW.

Distribution: NSW (Lower E coast), SA (S Gulfs coast), TAS (Tas. coast), VIC (Bass Strait).

Ecology: benthic, marine.

References: Kott, P. (2004). New and little known species of Didemnidae (Ascidiacea, Tunicata) from Australia (part 1). *J. Nat. Hist.* **38**(6): 731–774 [756]; Kott, P. (2005). New and little known species of Didemnidae (Ascidiacea, Tunicata) from Australia (Part 3). *J. Nat. Hist.* **39**(26): 2409–2479 [2450].

Didemnum pecten Kott, 2001

Didemnum pecten Kott, P. (2001). The Australian Ascidiacea Pt 4, Didemnidae. *Mem. Queensl. Mus.* **47**(1): 1–410 [220].

Type data: holotype QM G300929.

Type locality: Kangaroo Is., 6 m, SA.

Distribution: NSW (Lower E coast), SA (S Gulfs coast), VIC (Bass Strait).

Ecology: benthic, marine.

Reference: Kott, P. (2004). New and little known species of Didemnidae (Ascidiacea, Tunicata) from Australia (part 2). *J. Nat. Hist.* **38**(19): 2455–2526 [2498].

Didemnum pellucidum Kott, 2001

Didemnum pellucidum Kott, P. (2001). The Australian Ascidiacea Pt 4, Didemnidae. *Mem. Queensl. Mus.* **47**(1): 1–410 [222].

Type data: holotype SAMA E2622, paratypes SAMA E2696, QM G300985.

Type locality: Edithburgh, Yorke Peninsula, 2–3 m, SA.

Distribution: SA (S Gulfs coast), TAS (Tas. coast), WA (Lower W coast).

Ecology: benthic, marine.

Reference: Kott, P. (2005). New and little known species of Didemnidae (Ascidiacea, Tunicata) from Australia (Part 3). *J. Nat. Hist.* **39**(26): 2409–2479 [2450].

Didemnum perplexum Kott, 2001

Didemnum perplexum Kott, P. (2001). The Australian Ascidiacea Pt 4, Didemnidae. *Mem. Queensl. Mus.* **47**(1): 1–410 [224].

Type data: holotype QM G300985, paratype(s) QM G302960, G308046.

Type locality: Heron Is., QLD.

Distribution: Indonesia, New Caledonia, NT (N coast), QLD (Great Barrier Reef).

Ecology: benthic, marine.

Reference: Kott, P. (2004). New and little known species of Didemnidae (Ascidiacea, Tunicata) from Australia (part 1). *J. Nat. Hist.* **38**(6): 731–774 [757].

Didemnum plebium Kott, 2005

Didemnum plebium Kott, P. (2005). New and little known species of Didemnidae (Ascidiacea, Tunicata) from Australia (Part 3). *J. Nat. Hist.* **39**(26): 2409–2479 [2451].

Type data: holotype WAM 155.93.

Type locality: N of Rosemary Is., Dampier Archipelago, 60–64 m, WA [19°45'S 116°45'E].

Distribution: WA (NW coast); known only from type locality.

Ecology: benthic, marine.

Didemnum poecilomorpha F. & C. Monniot, 1996

Didemnum poecilomorpha Monniot, F. & Monniot, C. (1996). New collections of ascidians from the western Pacific and Southeastern Asia. *Micronesica* **29**(2): 133–279 [160].

Type data: holotype MNHP A2 DID C 230.

Type locality: Indonesia, north Sulawesi, W side of Talise Is., 40 m [1°51.52'N 125°03.84'E].

Distribution: Philippines, Indonesia, Papua New Guinea, Palau, WA (Central W coast, NW coast).

Ecology: benthic, marine.

Reference: Kott, P. (2004). New and little known species of Didemnidae (Ascidiacea, Tunicata) from Australia (part 2). *J. Nat. Hist.* **38**(19): 2455–2526 [2498].

Didemnum precocinum Kott, 2001

Didemnum precocinum Kott, P. (2001). The Australian Ascidiacea Pt 4, Didemnidae. *Mem. Queensl. Mus.* **47**(1): 1–410 [160].

Type data: holotype QM G308026, paratype(s) QM G308028.

Type locality: Wistari Reef, low tide rubble, QLD.

Distribution: NT (N coast), QLD (Great Barrier Reef), WA (N coast).

Ecology: benthic, marine.

Didemnum psammatode (Sluiter, 1895)

Leptoclinum psammatode Sluiter, C.P. (1895). Tunicaten. In: Semon, R. Zoologische Forschungsreisen in Australien und den Malayischen Archipel. *Denkschr. Med.-Naturw. Ges. Jena* **8**: 163–186; Nachtrag zu den tunicaten: 325–326. [171] [as *Leptoclinum psamathodes, lapsus*].
Type data: holotype ZMA TU588.
Type locality: Thursday Is., Torres Strait.

Hypurgon skeati Sollas, I.B.J. (1903). On *Hypurgon skeati* a new genus and species of compound ascidian. *Q. J. Microsc. Sci. (ns)* **46**: 729–735 [729].
Type data: type status unknown BMNH (depository uncertain, not found).
Type locality: Pulau Bidang, Malaysia.

Hypurgon fuscum Oka, A. (1931). Ueber eine neue Art von der Merkwürdigen Synascien-Gattung *Hypurgon*. *Proc. Imp. Acad. Japan* **7**: 287–290 [287] [junior homonym of *Didemnum fuscum* Sluiter, 1909].
Type data: syntypes (probable) UTZM 463 (S61), 332 (S81)*.
Type locality: Japan.

Didemnum dorotubu Tokioka, T. (1967). Pacific Tunicata of the United States National Museum. *Bull. U.S. Natl Mus.* **251**: 1–242 [74] [*nom. nov.* for *Hypurgon fuscum* Oka, 1931].
Taxonomic decision for synonymy: Kott, P. (1981). The ascidians of the reef flats of Fiji. *Proc. Linn. Soc. N.S.W.* **105**(3): 147–212 [173].

Distribution: Japan, Malaysia, Indonesia, New Zealand, NSW (Central E coast), QLD (Central E coast, Great Barrier Reef, NE coast), VIC (Bass Strait); west Indian Ocean, Red Sea.
Ecology: benthic, marine.
Reference: Kott, P. (2001). The Australian Ascidiacea Pt 4, Didemnidae. *Mem. Queensl. Mus.* **47**(1): 1–410 [229].

Didemnum roberti Michaelsen, 1930

Didemnum roberti Michaelsen, W. (1930). Ascidiaceae Krikobranchia. *Fauna Südwest-Aust.* **5**(7): 463–558 [516].
Type data: holotype ZMB 3886*.
Type locality: NNW Heirisson Prong, Shark Bay, 22–25 m, WA.

Distribution: NT (N coast), WA (Central W coast, Lower W coast, NW coast).
Ecology: benthic, marine.
Reference: Kott, P. (2004). Ascidiacea (Tunicata) in Australian waters of the Timor and Arafura Seas. *Beagle, Rec. Mus. Art Galleries NT* **20**: 37–81 [58].

Didemnum rota Kott, 2004

Didemnum rota Kott, P. (2004). Ascidiacea (Tunicata) in Australian waters of the Timor and Arafura Seas. *Beagle, Rec. Mus. Art Galleries NT* **20**: 37–81 [58].
Type data: holotype NTM E241.
Type locality: Ashmore Reef, 4–7 m, Timor Sea.

Distribution: WA (N coast); known only from type locality.
Ecology: benthic, marine.

Didemnum scopi Kott, 2001

Didemnum scopi Kott, P. (2001). The Australian Ascidiacea Pt 4, Didemnidae. *Mem. Queensl. Mus.* **47**(1): 1–410 [232].
Type data: holotype QM G308216, paratype(s) QM G308221, G308478.
Type locality: Gorgonia pools, Heron Is., QLD.

Distribution: QLD (Central E coast, Great Barrier Reef, NE coast).
Ecology: benthic, marine.
Reference: Kott, P. (2004). New and little known species of Didemnidae (Ascidiacea, Tunicata) from Australia (part 2). *J. Nat. Hist.* **38**(19): 2455–2526 [2499].

Didemnum sordidum Kott, 2001

Didemnum sordidum Kott, P. (2001). The Australian Ascidiacea Pt 4, Didemnidae. *Mem. Queensl. Mus.* **47**(1): 1–410 [234].
Type data: holotype QM G4970, paratype(s) QM G308304.
Type locality: Noosa Heads, 1 m, QLD.

Distribution: Philippines, Hong Kong, French Polynesia, QLD (Central E coast, Great Barrier Reef, NE coast), WA (NW coast); Indian Ocean.
Ecology: benthic, marine.

Didemnum spadix Kott, 2001

Didemnum spadix Kott, P. (2001). The Australian Ascidiacea Pt 4, Didemnidae. *Mem. Queensl. Mus.* **47**(1): 1–410 [236].
Type data: holotype SAMA E2841, paratype(s) SAMA E2694.
Type locality: Elliston Bay, 6 m, cave roof, SA.

Distribution: SA (Great Australian Bight), WA (Lower W coast).
Ecology: benthic, marine.

Didemnum spongioides Sluiter, 1909

Didemnum spongioides Sluiter, C.P. (1909). Die Tunicaten der Siboga Expedition. Pt II. Die merosomen Ascidien. *Siboga Exped.* **56B**: 1–112 [67].
Type data: lectotype ZMA TU472, paralectotype(s) ZMA TU1272.
Subsequent designation: Spoel, S. van der (1969). Catalogue of the type specimens of Tunicata in the Zoological Museum in Amsterdam. *Bull. Zool. Mus. Amsterdam* **1**(13): 157–200 [174].
Type locality: Pearl Banks, E coast Aru Is., Torres Strait.

Distribution: Indonesia, QLD (NE oceanic), TAS (Tas. coast), WA (Lower W coast); Aru Is., Indonesia.
Ecology: benthic, marine.
Reference: Kott, P. (2001). The Australian Ascidiacea Pt 4, Didemnidae. *Mem. Queensl. Mus.* **47**(1): 1–410 [236].

Didemnum spumante Kott, 2004

Didemnum spumante Kott, P. (2004). New and little known species of Didemnidae (Ascidiacea, Tunicata) from Australia (part 2). *J. Nat. Hist.* **38**(19): 2455–2526 [2500].

DIDEMNIDAE

Type data: holotype WAM 195.90, paratype(s) WAM 194.90.

Type locality: Green Head, near Leeman, in crevice, WA.

Distribution: WA (Lower W coast); known only from type locality.

Ecology: benthic, marine.

***Didemnum spumosum* Kott, 2004**

***Didemnum spumosum* Kott, P. (2004).** New and little known species of Didemnidae (Ascidiacea, Tunicata) from Australia (part 1). *J. Nat. Hist.* **38**(6): 731–774 [758].

Type data: holotype NMV F53285.

Type locality: Coffs Harbour on jetty piles, 0–5 m, NSW.

Distribution: NSW (Central E coast); known only from type locality.

Ecology: benthic, marine.

***Didemnum stragulum* Kott, 2001**

***Didemnum stragulum* Kott, P. (2001).** The Australian Ascidiacea Pt 4, Didemnidae. *Mem. Queensl. Mus.* **47**(1): 1–410 [238].

Type data: holotype WAM 610.89.

Type locality: West Is., intertidal, Cocos (Keeling) Is., east Indian Ocean.

Distribution: Cocos (Keeling) Islands (Aust. Terr.).

Ecology: benthic, marine.

Reference: Kott, P. (2005). New and little known species of Didemnidae (Ascidiacea, Tunicata) from Australia (Part 3). *J. Nat. Hist.* **39**(26): 2409–2479 [2452].

***Didemnum sucosum* Kott, 2001**

***Didemnum sucosum* Kott, P. (2001).** The Australian Ascidiacea Pt 4, Didemnidae. *Mem. Queensl. Mus.* **47**(1): 1–410 [240].

Type data: holotype QM G300980.

Type locality: Corinella Jetty piles, Western Port, VIC.

Distribution: TAS (Tas. coast), VIC (Bass Strait).

Ecology: benthic, marine.

***Didemnum tabulatum* Sluiter, 1909**

***Didemnum tabulatum* Sluiter, C.P. (1909).** Die Tunicaten der Siboga Expedition. Pt II. Die merosomen Ascidien. *Siboga Exped.* **56B**: 1–112 [49].

Type data: syntypes ZMA TU480.1–3.

Type locality: off Pulu Sarassa, Postillon Is., 36 m; off Kawio and Kambooling islands, Karkaralong group, 23–31m; off Pulu Jedan, east coast of Aru Islands (Pearl banks), Indonesia.

Distribution: Indonesia, WA (Central W coast, NW coast).

Ecology: benthic, marine.

Reference: Kott, P. (2004). New and little known

species of Didemnidae (Ascidiacea, Tunicata) from Australia (part 2). *J. Nat. Hist.* **38**(19): 2455–2526 [2501].

***Didemnum ternerratum* Kott, 2001**

***Didemnum ternerratum* Kott, P. (2001).** The Australian Ascidiacea Pt 4, Didemnidae. *Mem. Queensl. Mus.* **47**(1): 1–410 [241].

Type data: holotype SAMA E2653.

Type locality: Elliston Bay, Great Australian Bight, SA.

Distribution: SA (Great Australian Bight, S Gulfs coast), TAS (Tas. coast), VIC (Bass Strait).

Ecology: benthic, marine.

References: Kott, P. (2004). New and little known species of Didemnidae (Ascidiacea, Tunicata) from Australia (part 2). *J. Nat. Hist.* **38**(19): 2455–2526 [2500]; Kott, P. (2005). New and little known species of Didemnidae (Ascidiacea, Tunicata) from Australia (Part 3). *J. Nat. Hist.* **39**(26): 2409–2479 [2452].

***Didemnum theca* Kott, 2001**

***Didemnum theca* Kott, P. (2001).** The Australian Ascidiacea Pt 4, Didemnidae. *Mem. Queensl. Mus.* **47**(1): 1–410 [243].

Type data: holotype WAM 121.93.

Type locality: 41 n miles WNW of Port Hedland, 36 m, WA.

Distribution: WA (NW coast).

Ecology: benthic, marine.

***Didemnum tonga* (Herdman, 1886)**

***Didemnum tonga* Herdman, W.A. (1886).** Report on the Tunicata collected during the voyage of H.M.S. *Challenger* during the years 1873–1876. Pt II, Ascidiacea compositae. *Zool. Chall. Exped.* **14**(38): 1–425 [269].

Type data: holotype BMNH 1887.2.4.402–403*.

Type locality: off Tongatabu (an error, presumably for Tongatapu), Friendly Is., 9 m [20°58'S 175°09'E].

***Didemnum productum* Monniot, F. (1995).** Ascidiées de Nouvelle-Calédonie XV. Le genre *Didemnum*. *Bull. Mus. Natl. Hist. Nat. Paris (4)* **16A**(2–4): 299–344 [323].

Type data: holotype MNHP A2 DID. C 263.

Type locality: Marion Reef, Coral Sea Plateau, 35 m.

Taxonomic decision for synonymy: Kott, P. (2001). The Australian Ascidiacea Pt 4, Didemnidae. *Mem. Queensl. Mus.* **47**(1): 1–410 [243].

Distribution: Coral Sea, west Pacific Ocean.

Ecology: benthic, marine.

***Didemnum tumulatum* Kott, 2004**

***Didemnum tumulatum* Kott, P. (2004).** Ascidiacea (Tunicata) in Australian waters of the Timor and Arafura Seas. *Beagle, Rec. Mus. Art Galleries NT* **20**: 37–81 [58].

Type data: holotype NTM E279.

Type locality: Ashmore Reef, 6–8 m, Timor Sea.

Distribution: WA (NW coast); known only from type locality.

Ecology: benthic, marine.

Didemnum usitatum Kott, 2004

Didemnum usitatum Kott, P. (2004). Ascidiacea (Tunicata) in Australian waters of the Timor and Arafura Seas. *Beagle, Rec. Mus. Art Galleries NT* **20**: 37–81 [59].

Type data: holotype NTM E259.

Type locality: Ashmore Reef, 4–6 m, Timor Sea.

Distribution: WA (N coast); known only from type locality.

Ecology: benthic, marine.

Didemnum uturoa C. & F. Monniot, 1987

Didemnum uturoa Monniot, C. & Monniot, F. (1987). Les ascidies de Polynésie française. *Mém. Mus. Natl. Hist. Nat. Paris* **136**: 1–155 [43].

Type data: holotype MNHP A2 DID C 99.

Type locality: Tahiti, Toafini reef in centre of lagoon, 10–20 m.

Distribution: New Caledonia, French Polynesia, QLD (Great Barrier Reef).

Ecology: benthic, marine.

Reference: Kott, P. (2001). The Australian Ascidiacea Pt 4, Didemnidae. *Mem. Queensl. Mus.* **47**(1): 1–410 [244].

Didemnum vahatuio C. & F. Monniot, 1987

Didemnum vahatuio Monniot, C. & Monniot, F. (1987). Les ascidies de Polynésie française. *Mém. Mus. Natl. Hist. Nat. Paris* **136**: 1–155 [43].

Type data: holotype MNHP A2 DID C 111.

Type locality: Tahiti, Toafini reef in centre of lagoon, 10–20 m.

Distribution: New Caledonia, French Polynesia, QLD (Great Barrier Reef).

Ecology: benthic, marine.

Reference: Kott, P. (2001). The Australian Ascidiacea Pt 4, Didemnidae. *Mem. Queensl. Mus.* **47**(1): 1–410 [246].

Didemnum verdantum Kott, 2001

Didemnum verdantum Kott, P. (2001). The Australian Ascidiacea Pt 4, Didemnidae. *Mem. Queensl. Mus.* **47**(1): 1–410 [247].

Type data: holotype QM GH5358.

Type locality: 35 n miles W of Bathurst Is., 16 m, NT.

Distribution: NT (N coast); known only from type locality.

Ecology: benthic, marine; obligate *Prochloron* [Prochlorophyta] symbionts.

Didemnum vesperi Kott, 2004

Didemnum vesperi Kott, P. (2004). Ascidiacea (Tunicata) in Australian waters of the Timor and Arafura Seas. *Beagle, Rec. Mus. Art Galleries NT* **20**: 37–81 [xx].

Type data: holotype NTM E239.

Type locality: Ashmore Reef, 4–7 m, Timor Sea.

Distribution: WA (N coast); known only from type locality.

Ecology: benthic, marine.

Didemnum via Kott, 2001

Didemnum via Kott, P. (2001). The Australian Ascidiacea Pt 4, Didemnidae. *Mem. Queensl. Mus.* **47**(1): 1–410 [248].

Type data: holotype QM GH808.

Type locality: Heron Is., 15–20 m, QLD.

Distribution: QLD (Great Barrier Reef); known only from type locality.

Ecology: benthic, marine.

Didemnum viride (Herdman, 1906)

Leptoclinum viride Herdman, W.A. (1906). Report on the Tunicata. *Ceylon Pearl Oyster Fisheries Suppl. Rept.* **39**: 295–348 [337].

Type data: holotype BMNH 07.8.30.41, paratype(s) ZMA TU598.

Type locality: 2.5 m[iles] south of Periya Paar, 26 m, Sri Lanka.

Distribution: Malagasy, QLD (Great Barrier Reef); west Pacific Ocean.

Ecology: benthic, marine; obligate cyanophyte symbionts.

Reference: Kott, P. (2001). The Australian Ascidiacea Pt 4, Didemnidae. *Mem. Queensl. Mus.* **47**(1): 1–410 [248].

Didemnum vulgare Kott, 2001

Didemnum vulgare Kott, P. (2001). The Australian Ascidiacea Pt 4, Didemnidae. *Mem. Queensl. Mus.* **47**(1): 1–410 [250].

Type data: holotype SAMA E2684.

Type locality: 100 n miles SSW Eucla, 175 m, WA [33°17'S 128°12'E].

Distribution: SA (S Gulfs coast), VIC (Bass Strait), WA (Great Australian Bight).

Ecology: benthic, marine.

Diplosoma Macdonald, 1859

Diplosoma Macdonald, J.D. (1859). On the anatomical characters of a remarkable form of compound Tunicata. *Trans. Linn. Soc. Lond. (Zool.)* **22**: 373–375 [375].

Type species: *Diplosoma rayneri* Macdonald, 1859 by monotypy.

Lioclinum Verrill, A.E. (1871). Descriptions of some imperfectly known and new ascidians from New England. *Amer. J. Sci. (3)* **1**: 54–58, 93–100, 211–212, 288–294, 443–446 [444].

Type species: *Didemnum viscosum* Savigny, 1816 by original designation.

Astellium Giard, A.M. (1872). Recherches sur les ascidies composées ou synascidies. *Arch. Zool. Exp. Gén.* **1**: 613–662 [657].

Type species: *Astellium spongiforme* Giard, 1872 by original designation.

Arenadiplosoma Menker, D. & Ax, P. (1970). Zur Morphologie von *Arenadiplosoma migrans* n. gen., n. sp. einer vagilen Ascidiien-Kolonie aus dem Mesopsammal der Nordsee (Tunicata, Ascidiacea). *Z. Morphol. Tiere* **66**: 323–336 [323].

Type species: *Arenadiplosoma migrans* Menker & Ax, 1970 by monotypy.

Taxonomic decision for synonymy: Lafargue, F. (1972). Les Didemnidae (Prochordata) d'Helgoland. *Helgolander Wiss Meeresunters* **23**: 100–116 [110].

Extralimital distribution: worldwide, including polar regions (not at abyssal depths). See: Hartmeyer, R. (1924). Ascidiacea, part II. Zugleich eine Übersicht über die Arktische und boreale Ascidiienfauna auf tiergeographischer Grundlage. *Ingolf-Exped.* **2**(7): 1–275; Harant, H. (1929). Ascidies provenant des croisières du Prince Albert 1er de Monaco. *Résultats de Campagnes Scientifique accomplies (Monaco)* **75**: 1–110; Van Name, W.G. (1945). The North and South American ascidians. *Bull. Am. Mus. Nat. Hist.* **84**: 1–476; Kott, P. (1962). The ascidians of Australia III. Aplousobranchiata Lahille: Didemnidae Giard. *Aust. J. Mar. Freshwat. Res.* **13**(3): 265–334; Millar, R.H. (1962). Further descriptions of South African ascidians. *Ann. S. Afr. Mus.* **56**(7): 113–221; Kott, P. (1969). Antarctic Ascidiacea. A monographic account of the known species based on specimens collected under U.S. Government auspices 1947 to 1963. *Antarct. Res. Ser.* **13**: i–xv 1–239; Millar, R.H. (1982). The marine fauna of New Zealand. *Mem. N.Z. Oceanogr. Inst.* **85**: 1–117; Nishikawa, T. (1990). The ascidians of the Japan Sea I. *Publ. Seto Mar. Biol. Lab.* **34**(4–6): 73–148; Monniot, F. (1994). Ascidies de Nouvelle-Calédonie XIV. Le genre *Diplosoma* (Didemnidae). *Bull. Mus. Natl. Hist. Nat. Paris* (4) **16A**(1): 3–11.

Diplosoma fecundum Kott, 2004

Diplosoma fecundum Kott, P. (2004). New and little known species of Didemnidae (Ascidiacea, Tunicata) from Australia (part 2). *J. Nat. Hist.* **38**(19): 2455–2526 [2515].

Type data: holotype SAMA E2919.

Type locality: Kingscote Jetty piles, 3–4 m, Kangaroo Is., SA.

Distribution: SA (S Gulfs coast); known only from type locality.

Ecology: benthic, marine.

Diplosoma listerianum (Milne-Edwards, 1841)

Leptoelinum gelatinosum Milne-Edwards, H. (1841). Observations sur les ascidies composées des côtes de la Manche. *Mem. Acad. Sci. Inst. Fr.* **18**: 217–326 [295].

Type data: type status and whereabouts unknown.

Type locality: English Channel.

Leptoelinum listerianum Milne-Edwards, H. (1841). Observations sur les ascidies composées des côtes de la Manche. *Mem. Acad. Sci. Inst. Fr.* **18**: 217–326 [295].

Type data: neotype BMNH 1966.2.14.2*.

Subsequent designation: Rowe, F.W.E. (1966). A review of the genus *Diplosoma* Macdonald, 1959, (Ascidiacea, Didemnidae) with a description of the proposed neotype of *Diplosoma listerianum* (Milne-Edwards, 1841). *Ann. Mag. Nat. Hist.* **9**(13): 457–467 [458].

Type locality: Brighton, Sussex, England.

Diplosoma rayneri Macdonald, J.D. (1859). On the anatomical characters of a remarkable form of compound Tunicata. *Trans. Linn. Soc. Lond. (Zool.)* **22**: 373–375 [373].

Type data: type status and whereabouts unknown.

Type locality: Port Jackson, NSW.

Diplosoma macdonaldi Herdman, W.A. (1886). Report on the Tunicata collected during the voyage of H.M.S. *Challenger* during the years 1873–1876. Pt II, Ascidiacea compositae. *Zool. Chall. Exped.* **14**(38): 1–425 [315].

Type data: type status unknown BMNH (depository uncertain, not found).

Type locality: Bahia, Brazil.

Diplosoma mitsukurii Oka, A. (1892). Die periodische Regeneration der oberen Körperhälfte bei den Diplosomiden. *Biol. Centralblatt* **12**(9): 265–268 [265].

Type data: type status unknown UTZM (depository uncertain, not found).

Type locality: Pacific coast of Honsyû, Japan.

Diplosoma atropunctatum Van Name, W.G. (1902). The ascidians of the Bermuda Islands. *Trans. Conn. Acad. Arts Sci.* **11**: 325–412 [370].

Type data: holotype AMNH 1249 (AMNH 1386)*.

Type locality: Bermuda.

Diplosoma lacteum Van Name, W.G. (1902). The ascidians of the Bermuda Islands. *Trans. Conn. Acad. Arts Sci.* **11**: 325–412 [369].

Type data: holotype AMNH 1248*, paratype(s) AMNH 1396*.

Type locality: Bermuda.

Diplosoma pizoni Ritter, W.E. & Forsyth, R.A. (1917). Ascidians of the littoral zone of southern California. *Univ. Calif. Publ. Zool.* **16**: 439–512 [474].

Type data: type status unknown USNM (depository uncertain, not found).

Type locality: San Diego Bay, California, USA.

Diplosoma okai Tokioka, T. (1949). Contributions to the Japanese ascidian fauna I. Ascidians collected by Prof. Mijadi and Mr Masui during the bottom survey 1934–1940. *Publ. Seto Mar. Biol. Lab. Kyoto Univ.* **1**: 1–18 [5].

Type data: syntypes SMBL 355*.

Type locality: Matoya Bay, Japan.

Leptoelinum macrolobium Tokioka, T. (1949). Contributions to the Japanese ascidian fauna II. Notes on some ascidians collected chiefly along the coast of Kii Peninsula. *Publ. Seto Mar. Biol. Lab. Kyoto Univ.* **1**(2): 39–64 [44].

Type data: syntypes SMBL 118*.

Type locality: Kii Peninsula, Seto Naikai Sea, Japan.

Taxonomic decision for synonymy: Rowe, F.W.E. (1966). A review of the genus *Diplosoma* Macdonald, 1959, (Ascidiacea, Didemnidae) with a description of the proposed neotype of *Diplosoma listerianum* (Milne-Edwards, 1841). *Ann. Mag. Nat. Hist.* **9**(13): 457–467 [457].

Distribution: Japan, Indonesia, New Zealand, California, QLD (Central E coast), VIC (Bass Strait), WA (Lower W coast, SW coast); north and south

Atlantic Ocean, English Channel and Mediterranean, west Indian Ocean, Indonesia, west Pacific Ocean, New Zealand, Japan, east Pacific Ocean, California to Vancouver Is.

Ecology: benthic, marine.

Reference: Kott, P. (2001). The Australian Ascidiacea Pt 4, Didemnidae. *Mem. Queensl. Mus.* **47**(1): 1–410 [339].

Diplosoma simile (Sluiter, 1909)

Leptoclinum simile Sluiter, C.P. (1909). Die Tunicaten der Siboga Expedition. Pt II. Die merosomen Ascidien. *Siboga Exped.* **56B**: 1–112 [77].

Type data: syntypes ZMA TU591.1, TU591.2.

Type locality: off Pulu Jedan, east coast Aru Is., Indonesia.

Leptoclinum midori Tokioka, T. (1954). Contributions to Japanese ascidian fauna VII. Invertebrate fauna of the intertidal zone of the Tokara Islands. VII Ascidiaceans. *Publ. Seto Mar. Biol. Lab. Kyoto Univ.* **3**(3): 239–264.

Type data: holotype SMBL 132*.

Type locality: Tokara Is., Japan.

Taxonomic decision for synonymy: Kott, P. (2001). The Australian Ascidiacea Pt 4, Didemnidae. *Mem. Queensl. Mus.* **47**(1): 1–410 [341].

Distribution: Japan, Singapore, Indonesia, QLD (Great Barrier Reef); west Pacific Ocean, Tokara Is.

Ecology: benthic, marine; obligate *Prochloron* [Prochlorophyta] symbionts.

Diplosoma translucidum (Hartmeyer, 1910)

Leptoclinum perspicuum Sluiter, C.P. (1909). Die Tunicaten der Siboga Expedition. Pt II. Die merosomen Ascidien. *Siboga Exped.* **56B**: 1–112 [79] [junior homonym of *Leptoclinum perspicuum* Giard, 1872].

Type data: syntypes ZMA TU586.

Type locality: off Pulu Jedan, east coast Aru Is., Indonesia.

Leptoclinum translucidum Hartmeyer, R. (1910). Ascidien (continuation of work by Seeliger). pp. 1489–1680 in Bronn, H.G. *Klassen und Ordnungen des Tier-Reichs*. Vol. 3, suppl., pts 88–94. Leipzig: C.F. Winter [1490] [*nom. nov.* for *Leptoclinum perspicuum* Sluiter, 1909].

Distribution: Indonesia, VIC (Bass Strait), WA (NW coast, SW coast).

Ecology: benthic, marine.

Reference: Kott, P. (2001). The Australian Ascidiacea Pt 4, Didemnidae. *Mem. Queensl. Mus.* **47**(1): 1–410 [341].

Diplosoma velatum Kott, 2001

Diplosoma velatum Kott, P. (2001). The Australian Ascidiacea Pt 4, Didemnidae. *Mem. Queensl. Mus.* **47**(1): 1–410 [345].

Type data: holotype SAMA E2612.

Type locality: Point Turton Jetty piles on *Posidonia* seagrass, 3–4 m, York Peninsula, SA.

Distribution: SA (Great Australian Bight, S Gulfs coast), TAS (Tas. coast), VIC (Bass Strait), WA (SW coast).

Ecology: benthic, marine.

Reference: Kott, P. (2005). New and little known species of Didemnidae (Ascidiacea, Tunicata) from Australia (Part 3). *J. Nat. Hist.* **39**(26): 2409–2479 [2468].

Diplosoma versicolor Monniot, 1994

Diplosoma versicolor Monniot, F. (1994). Ascidiées de Nouvelle-Calédonie XIV. Le genre *Diplosoma* (Didemnidae). *Bull. Mus. Natl. Hist. Nat. Paris* (4)**16A**(1): 3–11 [9].

Type data: holotype MNHP A2-Dip-82*.

Type locality: near Redika Is., Woodin canal, W of Isle of Pines, 15–40 m, New Cale.

Diplosoma ferrugineum Kott, P. (2001). The Australian Ascidiacea Pt 4, Didemnidae. *Mem. Queensl. Mus.* **47**(1): 1–410 [337].

Type data: holotype QM G302262, paratype(s) QM G308027.

Type locality: Heron Is., rubble fauna, low tide, QLD.

Taxonomic decision for synonymy: Kott, P. (2004). Ascidiacea (Tunicata) in Australian waters of the Timor and Arafura Seas. *Beagle, Rec. Mus. Art Galleries NT* **20**: 37–81 [67].

Distribution: New Caledonia, Lord Howe Island, QLD (Great Barrier Reef), WA (Lower W coast, N coast, NW coast).

Ecology: benthic, marine.

Diplosoma virens (Hartmeyer, 1909)

Diplosoma viride Herdman, W.A. (1906). Report on the Tunicata. *Ceylon Pearl Oyster Fisheries Suppl. Rept.* **39**: 295–348 [341] [junior homonym of *Leptoclinum viride* Herdman, 1906 = *Didemnum viride* (Herdman, 1906)].

Type data: holotype BMNH 1907.8.30.42, paratype(s) ZMA TU489.

Type locality: coral reef, Galle, Sri Lanka.

Leptoclinum calificiforme Sluiter, C.P. (1909). Die Tunicaten der Siboga Expedition. Pt II. Die merosomen Ascidien. *Siboga Exped.* **56B**: 1–112 [82].

Type data: holotype ZMA TU573.

Type locality: west of North Ubian, Indonesia, see Tydeman, G.F. (1902). Liste des stations de la campagne scientifique du *Siboga* pp. 1–15 in, Weber, M. Introduction et description de l'expédition *Siboga Exped.* 1 mono., livre 3 + 2 maps. 176 pp. (station localities).

Leptoclinum varium Sluiter, C.P. (1909). Die Tunicaten der Siboga Expedition. Pt II. Die merosomen Ascidien. *Siboga Exped.* **56B**: 1–112 [80].

Type data: syntypes ZMA TU599.6, TU599.8, TU597.

Type locality: Siboga Stations 37, 86, 89, 172, 213, 231, 240, 279, 282, 296, Indonesia, see Tydeman, G.F. (1902). Liste des stations de la campagne scientifique du *Siboga* pp. 1–15 in, Weber, M. Introduction et description de l'expédition *Siboga Exped.* 1 mono., livre 3 + 2 maps. 176 pp. (station localities).

Leptoclinum virens Hartmeyer, R. (1909). Ascidien (continuation of work by Seeliger). pp. 1281–1488 in Bronn, H.G. *Klassen und Ordnungen des Tier-Reichs*. Leipzig: C.F. Winter Vol. 3, suppl. pts 81–87 [1456] [*nom. nov.* for *Diplosoma viride* Herdman, 1906].

Diplosoma pavonia Monniot, C. & Monniot, F. (1987). Les ascidies de Polynésie française. *Mém. Mus. Natl. Hist. Nat. Paris* **136**: 1–155 [60].

Type data: holotype MNHP A2 DIPA 45.

Type locality: Solomon IIs, French Polynesia.

Taxonomic decision for synonymy: Kott, P. (1980). Algal-bearing didemnid ascidians in the Indo-west Pacific. *Mem. Queensl. Mus.* **20**(1): 1–47 [22]; Kott, P. (2001). The Australian Ascidiacea Pt 4, Didemnidae. *Mem. Queensl. Mus.* **47**(1): 1–410 [347].

Distribution: Sri Lanka, Indonesia, Marshall Islands, Fiji, NT (N coast), QLD (Great Barrier Reef); west Pacific Ocean.

Ecology: benthic, marine; obligate *Prochloron* [Prochlorophyta] symbionts.

Reference: Kott, P. (1982). Didemnid-algal symbioses: host species in the western Pacific with notes on the symbiosis. *Micronesica* **18**(1): 95–127.

Leptoclinides Bjerkan, 1905

Leptoclinides Bjerkan, P. (1905). Ascidian von dem norwegischen Fishereidampfer 'Michael Sars' in den Jahren 1900–1904 gesammelt. *Bergens Mus. Aarbog* **5**: 1–29 [20]. Type species: *Leptoclinides faeroensis* Bjerkan, 1905 by monotypy.

Askonides Kott, P. (1962). The ascidians of Australia III. Aplousobranchiata Lahille: Didemnidae Giard. *Aust. J. Mar. Freshwat. Res.* **13**(3): 265–334 [291].

Type species: *Askonides coelesteratus* Kott, 1962 by original designation.

Taxonomic decision for synonymy: Kott, P. (1972). The ascidians of South Australia I. Spencer Gulf, St Vincent Gulf and Encounter Bay. *Trans. R. Soc. S. Aust.* **96**(1): 1–52 [17].

Extralimital distribution: worldwide, excluding polar regions. See: Hartmeyer, R. (1924). Ascidiacea, part II. Zugleich eine Übersicht über die Arktische und boreale Ascidiendfauna auf tiergeographischer Grundlage. *Ingolf-Exped.* **2**(7): 1–275; Harant, H. (1929). Ascidies provenant des croisières du Prince Albert 1er de Monaco. *Résultats de Campagnes Scientifique accomplies (Monaco)* **75**: 1–110; Van Name, W.G. (1945). The North and South American ascidians. *Bull. Am. Mus. Nat. Hist.* **84**: 1–476; Millar, R.H. (1962). Further descriptions of South African ascidians. *Ann. S. Afr. Mus.* **56**(7): 113–221; Millar, R.H. (1982). The marine fauna of New Zealand. *Mem. N.Z. Oceanogr. Inst.* **85**: 1–117; Monniot, F. (1989). Ascidies de Nouvelle-Calédonie VII. Les genres *Atriolum* et *Leptoclinides* dans le lagon sud. *Bull. Mus. Natl. Hist. Nat. Paris (4)* **11A**(4): 673–691; Nishikawa, T. (1990). The ascidians of the Japan Sea I. *Publ. Seto Mar. Biol. Lab.* **34**(4–6): 73–148.

Generic reference: Kott, P. (2005). New and little known species of Didemnidae (Ascidiacea, Tunicata) from Australia (Part 3). *J. Nat. Hist.* **39**(26): 2409–2479 [2414].

Leptoclinides aciculus Kott, 2001

Leptoclinides aciculus Kott, P. (2001). The Australian Ascidiacea Pt 4, Didemnidae. *Mem. Queensl. Mus.* **47**(1): 1–410 [37].

Type data: holotype WAM 124.93 (20 m).

Type locality: 24 n miles NNW of Port Hedland, WA [19°57.2'S 118°25.1'E].

Distribution: Philippines, Papua New Guinea, Palau, NT (N coast), QLD (Great Barrier Reef, NE coast), WA (NW coast).

Ecology: benthic, marine.

References: Kott, P. (2002). Ascidiacea (Tunicata) from Darwin, Northern Territory, Australia. *Beagle, Rec. Mus. Art Galleries NT* **18**: 19–55 [29]; Kott, P. (2004). Ascidiacea (Tunicata) in Australian waters of the Timor and Arafura Seas. *Beagle, Rec. Mus. Art Galleries NT* **20**: 37–81 [48].

Leptoclinides albamaculatus Kott, 2001

Leptoclinides albamaculatus Kott, P. (2001). The Australian Ascidiacea Pt 4, Didemnidae. *Mem. Queensl. Mus.* **47**(1): 1–410 [38].

Type data: syntypes QM G308274.

Type locality: Heron Is., QLD.

Distribution: QLD (Great Barrier Reef); known only from type locality.

Ecology: benthic, marine.

Leptoclinides brandi Kott, 2001

Leptoclinides brandi Kott, P. (2001). The Australian Ascidiacea Pt 4, Didemnidae. *Mem. Queensl. Mus.* **47**(1): 1–410 [40].

Type data: holotype QM GH918, paratype(s) QM GH917.

Type locality: Blue Pools, Heron Is., QLD.

Distribution: NT (N coast), QLD (Great Barrier Reef).

Ecology: benthic, marine.

Reference: Kott, P. (2004). Ascidiacea (Tunicata) in Australian waters of the Timor and Arafura Seas. *Beagle, Rec. Mus. Art Galleries NT* **20**: 37–81 [49].

Leptoclinides caelestis Kott, 2001

Leptoclinides caelestis Kott, P. (2001). The Australian Ascidiacea Pt 4, Didemnidae. *Mem. Queensl. Mus.* **47**(1): 1–410 [42].

Type data: holotype WAM 794.88.

Type locality: W side of Goss Passage, 30–35 m, Wallabi Group, Houtman's Abrolhos, WA.

Distribution: WA (Lower W coast); known only from type locality.

Ecology: benthic, marine.

Leptoclinides carduus Kott, 2001

Leptoclinides carduus Kott, P. (2001). The Australian Ascidiacea Pt 4, Didemnidae. *Mem. Queensl. Mus.* **47**(1): 1–410 [43].

Type data: holotype QM G308154.

Type locality: Coral Gardens, Heron Is., QLD.

Distribution: QLD (Great Barrier Reef); known only from type locality.

Ecology: benthic, marine.

***Leptoclinides cavernosus* Kott, 2001**

Leptoclinides cavernosus Kott, P. (2001). The Australian Ascidiacea Pt 4, Didemnidae. *Mem. Queensl. Mus.* **47**(1): 1–410 [44].

Type data: holotype QM G300896, paratype(s) QM G302102.

Type locality: N of meteorological tower, rubble zone, Heron Is., QLD.

Distribution: Coral Sea Islands Territory, QLD (Great Barrier Reef), WA (Lower W coast, NW coast).

Ecology: benthic, marine.

Reference: Kott, P. (2004). New and little known species of Didemnidae (Ascidiacea, Tunicata) from Australia (part 2). *J. Nat. Hist.* **38**(19): 2455–2526 [2468].

***Leptoclinides coelenteratus* (Kott, 1962)**

Askonides coelenteratus Kott, P. (1962). The ascidians of Australia III. Aplousobranchiata Lahille: Didemnidae Giard. *Aust. J. Mar. Freshwat. Res.* **13**(3): 265–334 [292].

Type data: holotype AM Y1343, paratype(s) AM Y1344, Y1345, Y1346, Y1347.

Type locality: Rottnest Is., WA.

Distribution: WA (Lower W coast).

Ecology: benthic, marine.

Reference: Kott, P. (2001). The Australian Ascidiacea Pt 4, Didemnidae. *Mem. Queensl. Mus.* **47**(1): 1–410 [46].

***Leptoclinides comitus* Kott, 2001**

Leptoclinides comitus Kott, P. (2001). The Australian Ascidiacea Pt 4, Didemnidae. *Mem. Queensl. Mus.* **47**(1): 1–410 [48].

Type data: holotype SAMA E2614, paratype(s) SAMA E2615.

Type locality: rock slope with *Hormosira*, off Eve Point, 1–10 m, Bathurst Channel, Port Davey, TAS.

Distribution: SA (S Gulfs coast), TAS (Tas. coast).

Ecology: benthic, marine.

Reference: Kott, P. (2004). New and little known species of Didemnidae (Ascidiacea, Tunicata) from Australia (part 2). *J. Nat. Hist.* **38**(19): 2455–2526 [2468].

***Leptoclinides compactus* Kott, 2001**

Leptoclinides compactus Kott, P. (2001). The Australian Ascidiacea Pt 4, Didemnidae. *Mem. Queensl. Mus.* **47**(1): 1–410 [49].

Type data: holotype QM G302052.

Type locality: Price Is., Avoid Bay, Great Australian Bight, SA.

Distribution: SA (Great Australian Bight).

Ecology: benthic, marine.

***Leptoclinides complexus* Kott, 2002**

Leptoclinides complexus Kott, P. (2002). Ascidiacea (Tunicata) from Darwin, Northern Territory, Australia. *Beagle, Rec. Mus. Art Galleries NT* **18**: 19–55 [30].

Type data: holotype NTM E13, paratype(s) NTM E12.

Type locality: Table Head, Port Essington, NT.

Distribution: NT (N coast); known only from type locality.

Ecology: benthic, marine.

***Leptoclinides confirmatus* Kott, 2001**

Leptoclinides confirmatus Kott, P. (2001). The Australian Ascidiacea Pt 4, Didemnidae. *Mem. Queensl. Mus.* **47**(1): 1–410 [50].

Type data: holotype SAMA E2619.

Type locality: Bathurst Channel off Jean Point, 21 m, Port Davey, TAS.

Distribution: TAS (Tas. coast); known only from type locality.

Ecology: benthic, marine.

***Leptoclinides constellatus* Kott, 2001**

Leptoclinides constellatus Kott, P. (2001). The Australian Ascidiacea Pt 4, Didemnidae. *Mem. Queensl. Mus.* **47**(1): 1–410 [51].

Type data: holotype QM G302924, paratype(s) QM GH5420.

Type locality: Solway Pass, 15 m, Haselwood Is., Whitsunday Group, QLD.

Distribution: NT (N coast), QLD (Great Barrier Reef).

Ecology: benthic, marine.

Reference: Kott, P. (2004). Ascidiacea (Tunicata) in Australian waters of the Timor and Arafura Seas. *Beagle, Rec. Mus. Art Galleries NT* **20**: 37–81 [49].

***Leptoclinides cucurbitus* Kott, 2004**

Leptoclinides cucurbitus Kott, P. (2004). New and little known species of Didemnidae (Ascidiacea, Tunicata) from Australia (part 1). *J. Nat. Hist.* **38**(6): 731–774 [733].

Type data: holotype SAMA E2905.

Type locality: Paterson's Arch on rock wall, Waterfall Bay, Tasman Peninsula, TAS.

Distribution: TAS (Tas. coast); known only from type locality.

Ecology: benthic, marine.

***Leptoclinides cuspidatus* Sluiter, 1909**

Leptoclinides cuspidatus Sluiter, C.P. (1909). Die Tunicaten der Siboga Expedition. Pt II. Die merosomen Ascidien. *Siboga Exped.* **56B**: 1–112 [57].

Type data: syntypes ZMA TU 440.1-2.

Type locality: between Nusa Besi and the NE point of Timor, 27–54 m; Sailus ketjil, Paternoster Is, 27 m; Indonesia [8°25.2'S 127°18.4'E].

Leptoclinides oscitans Monniot, F. & Monniot, C. (1996). New collections of ascidians from the western Pacific and Southeastern Asia. *Micronesica* **29**(2): 133–279 [177].

Type data: holotype MNHP A2 Lep 32.

Type locality: Ruang Is., north Sulawesi, 25 m, Indonesia [2°17.24'N 125°21.84'E].

Taxonomic decision for synonymy: Kott, P. (2001). The Australian Ascidiacea Pt 4, Didemnidae. *Mem. Queensl. Mus.* **47**(1): 1–410 [52].

Distribution: Philippines, Indonesia, QLD (Great Barrier Reef), WA (NW coast); west Pacific Ocean.

Ecology: benthic, marine.

Leptoclinides decoratus Kott, 2004

Leptoclinides decoratus Kott, P. (2004). New and little known species of Didemnidae (Ascidiacea, Tunicata) from Australia (part 2). *J. Nat. Hist.* **38**(19): 2455–2526 [2469].

Type data: holotype SAMA E3213, paratype(s) SAMA E3214.

Type locality: The Arch between Snug Cave and Western River Cave, Kangaroo Is., SA.

Distribution: SA (S Gulfs coast); known only from type locality.

Ecology: benthic, marine.

Reference: Kott, P. (2005). New and little known species of Didemnidae (Ascidiacea, Tunicata) from Australia (Part 3). *J. Nat. Hist.* **39**(26): 2409–2479 [2417].

Leptoclinides dubius (Sluiter, 1909)

Polysyncraton dubium Sluiter, C.P. (1909). Die Tunicaten der Siboga Expedition. Pt II. Die merosomen Ascidiiden. *Siboga Exped.* **56B**: 1–112 [69].

Type data: lectotype ZMA TU1275, paralectotype(s) ZMA TU834.1, TU834.2.

Subsequent designation: Spoel, S. van der (1969). Catalogue of the type specimens of Tunicata in the Zoological Museum in Amsterdam. *Bull. Zool. Mus. Amsterdam* **1**(13): 157–200 [188].

Type locality: inner side Moearas reef, east coast of Borneo.

Distribution: Philippines, Indonesia, New Caledonia, 200 m bathymetric (Central W coast, Great Barrier Reef, Lower W coast, NE coast).

Ecology: benthic, marine.

Reference: Kott, P. (2005). New and little known species of Didemnidae (Ascidiacea, Tunicata) from Australia (Part 3). *J. Nat. Hist.* **39**(26): 2409–2479 [2418].

Leptoclinides durus Kott, 2001

Leptoclinides durus Kott, P. (2001). The Australian Ascidiacea Pt 4, Didemnidae. *Mem. Queensl. Mus.* **47**(1): 1–410 [57].

Type data: holotype QM G302350, paratypes QM G300893, QM G302045.

Type locality: Heron Is., QLD.

Distribution: QLD (Great Barrier Reef), WA (N coast); Arafura Sea, Micronesia.

Ecology: benthic, marine.

Leptoclinides echinus Kott, 2001

Leptoclinides echinus Kott, P. (2001). The Australian Ascidiacea Pt 4, Didemnidae. *Mem. Queensl. Mus.* **47**(1): 1–410 [59].

Type data: holotype WAM 865.83(1) QM GH2121, paratype(s) QM G302871.

Type locality: 8.5 n miles NWN Port Hedland, 18 m, WA [20°13'S 118°28'E].

Distribution: NT (N coast), WA (NW coast).

Ecology: benthic, marine.

References: Kott, P. (2004). Ascidiacea (Tunicata) in Australian waters of the Timor and Arafura Seas. *Beagle, Rec. Mus. Art Galleries NT* **20**: 37–81 [50]; Kott, P. (2004). New and little known species of Didemnidae (Ascidiacea, Tunicata) from Australia (part 2). *J. Nat. Hist.* **38**(19): 2455–2526 [2471] (as *Leptoclinides levitatus*).

Leptoclinides erinaceus Kott, 2001

Leptoclinides erinaceus Kott, P. (2001). The Australian Ascidiacea Pt 4, Didemnidae. *Mem. Queensl. Mus.* **47**(1): 1–410 [61].

Type data: holotype WAM 128.93.

Type locality: 24 n miles NNW Port Hedland, 22–24 m, WA [19°57.2'S 118°25.1'E].

Distribution: QLD (Great Barrier Reef), WA (NW coast).

Ecology: benthic, marine.

Leptoclinides exiguus Kott, 2001

Leptoclinides exiguus Kott, P. (2001). The Australian Ascidiacea Pt 4, Didemnidae. *Mem. Queensl. Mus.* **47**(1): 1–410 [62].

Type data: holotype QM G300947, paratype(s) QM G10166.

Type locality: Turton jetty, 5 m, Spencer Gulf Point, SA.

Distribution: SA (S Gulfs coast), VIC (Bass Strait).

Ecology: benthic, marine.

Reference: Kott, P. (2004). New and little known species of Didemnidae (Ascidiacea, Tunicata) from Australia (part 2). *J. Nat. Hist.* **38**(19): 2455–2526 [2471].

Leptoclinides frustus Kott, 2005

Leptoclinides frustus Kott, P. (2005). New and little known species of Didemnidae (Ascidiacea, Tunicata) from Australia (Part 3). *J. Nat. Hist.* **39**(26): 2409–2479 [2419].

Type data: holotype SAMA E3255.

Type locality: between Western River Cove and Snug Cove, west of the Arch, Fred's, on rock wall, 10–12 m, Kangaroo Is., SA.

Distribution: SA (S Gulfs coast); known only from type locality.

Ecology: benthic, marine.

***Leptoclinides fungiformis* Kott, 1972**

Leptoclinides fungiformis Kott, P. (1972). The ascidians of South Australia II. Eastern Sector of the Great Australian Bight and Investigator Strait. *Trans. R. Soc. S. Aust.* **96**(4): 165–196 [180].

Type data: syntypes SAMA E911.
Type locality: Pearson Is., SA.

Distribution: SA (S Gulfs coast); known only from type locality.

Ecology: benthic, marine.

***Leptoclinides grandistellus* Kott, 2004**

Leptoclinides grandistellus Kott, P. (2004). New and little known species of Didemnidae (Asciacea, Tunicata) from Australia (part 1). *J. Nat. Hist.* **38**(6): 731–774 [735].

Type data: holotype WAM Z10920.
Type locality: SW of Cliff head Dongara, 44 m, WA [29°4'S 114°42.5'E].

Distribution: WA (Lower W coast); known only from type locality.

Ecology: benthic, marine.

***Leptoclinides imperfectus* (Kott, 1962)**

Askonides imperfectus Kott, P. (1962). The ascidians of Australia III. Aplousobranchiata Lahille: Didemnidae Giard. *Aust. J. Mar. Freshwat. Res.* **13**(3): 265–334 [294].

Type data: holotype AM Y1348.
Type locality: Reevesby Is., SA.

Distribution: SA (Great Australian Bight, S Gulfs coast), TAS (Tas. coast), VIC (Bass Strait), WA (SW coast).

Ecology: benthic, marine.

References: Kott, P. (2001). The Australian Asciacea Pt 4, Didemnidae. *Mem. Queensl. Mus.* **47**(1): 1–410 [65]; Kott, P. (2005). New and little known species of Didemnidae (Asciacea, Tunicata) from Australia (Part 3). *J. Nat. Hist.* **39**(26): 2409–2479 [2420].

***Leptoclinides kingi* Michaelsen, 1930**

Leptoclinides dubius kingi Michaelsen, W. (1930). Ascidiaceae Krikobranchiae. *Fauna Südwest-Aust.* **5**(7): 463–558 [507] [proposed with subspecific rank in *Leptoclinides dubius* (Sluiter, 1909)].

Type data: syntypes (probable) ZMB 3887, 3888, 3889*.
Type locality: Shark Bay, WA.

Distribution: QLD (Great Barrier Reef, NE coast), WA (Central W coast, NW coast).

Ecology: benthic, marine.

References: Kott, P. (2001). The Australian Asciacea Pt 4, Didemnidae. *Mem. Queensl. Mus.* **47**(1): 1–410 [67]; Kott, P. (2005). New and little known species of Didemnidae (Asciacea, Tunicata) from Australia (Part 3). *J. Nat. Hist.* **39**(26): 2409–2479 [2421].

***Leptoclinides levitatus* Kott, 2001**

Leptoclinides levitatus Kott, P. (2001). The Australian Asciacea Pt 4, Didemnidae. *Mem. Queensl. Mus.* **47**(1): 1–410 [69].

Type data: holotype QM GH5380, paratype(s) QM GH5456.
Type locality: QLD, Little Black Reef, 15 m [19°46.25'S 149°22.0'E].

Distribution: QLD (Great Barrier Reef), WA (Lower W coast).

Ecology: benthic, marine.

***Leptoclinides lissus* Hastings, 1931**

Leptoclinides lissus Hastings, A.B. (1931). Tunicata. *Sci. Repts. Gt Barrier Reef Exped.* **4**(3): 69–109 [93].

Type data: holotype AM G13449.
Type locality: Low Is., Great Barrier Reef, QLD.

Distribution: NT (N coast), QLD (Great Barrier Reef).

Ecology: benthic, marine.

References: Kott, P. (2001). The Australian Asciacea Pt 4, Didemnidae. *Mem. Queensl. Mus.* **47**(1): 1–410 [70]; Kott, P. (2005). New and little known species of Didemnidae (Asciacea, Tunicata) from Australia (Part 3). *J. Nat. Hist.* **39**(26): 2409–2479 [2422].

***Leptoclinides longicollis* Kott, 2001**

Leptoclinides longicollis Kott, P. (2001). The Australian Asciacea Pt 4, Didemnidae. *Mem. Queensl. Mus.* **47**(1): 1–410 [70].

Type data: holotype QM G300898.
Type locality: Moreton Bay, QLD.

Distribution: QLD (Central E coast); known only from type locality.

Ecology: benthic, marine.

***Leptoclinides maculatus* Kott, 2001**

Leptoclinides maculatus Kott, P. (2001). The Australian Asciacea Pt 4, Didemnidae. *Mem. Queensl. Mus.* **47**(1): 1–410 [72].

Type data: holotype SAMA E2609, paratypes QM G9303, QM G301572.
Type locality: Point Turton jetty piles, 3–4 m, Yorke Peninsula, SA.

Distribution: SA (S Gulfs coast), VIC (Bass Strait).

Ecology: benthic, marine.

Reference: Kott, P. (2004). New and little known species of Didemnidae (Asciacea, Tunicata) from Australia (part 2). *J. Nat. Hist.* **38**(19): 2455–2526 [2472].

***Leptoclinides magnistellus* Kott, 2001**

Leptoclinides magnistellus Kott, P. (2001). The Australian Asciacea Pt 4, Didemnidae. *Mem. Queensl. Mus.* **47**(1): 1–410 [73].

Type data: holotype AM Y1481.
Type locality: Oyster Bay, 10 m, TAS.

Distribution: TAS (Tas. coast); known only from type locality.

Ecology: benthic, marine.

***Leptoclinides minimus* Kott, 2005**

Leptoclinides minimus Kott, P. (2005). New and little known species of Didemnidae (Ascidiacea, Tunicata) from Australia (Part 3). *J. Nat. Hist.* **39**(26): 2409–2479 [2422].

Type data: holotype WAM 30.84.

Type locality: Marmion Lagoon, WA.

Distribution: WA (Lower W coast); known only from type locality.

Ecology: benthic, marine.

***Leptoclinides multilobatus* Kott, 1954**

Leptoclinides multilobata Kott, P. (1954). Tunicata, Ascidiacea. *Rep. B.A.N.Z. Antarct. Res. Exped.* **1**(4): 121–182 [166].

Type data: holotype AM Y1492.

Type locality: off Maria Is., TAS.

Distribution: NSW (Lower E coast), SA (S Gulfs coast), TAS (Bass Strait, Tas. coast), VIC (Bass Strait).

Ecology: benthic, marine.

***Leptoclinides placidus* Kott, 2001**

Leptoclinides placidus Kott, P. (2001). The Australian Ascidiacea Pt 4, Didemnidae. *Mem. Queensl. Mus.* **47**(1): 1–410 [75].

Type data: holotype QM GH372, paratype(s) QM G300902.

Type locality: Smith's Reef, 15 m, Moreton Bay, QLD.

Distribution: NSW (Central E coast), QLD (Central E coast, NE coast).

Ecology: benthic, marine.

***Leptoclinides prunus* Kott, 2004**

Leptoclinides prunus Kott, P. (2004). New and little known species of Didemnidae (Ascidiacea, Tunicata) from Australia (part 2). *J. Nat. Hist.* **38**(19): 2455–2526 [2473].

Type data: holotype SAMA E2915.

Type locality: Portsea Pier on piles, 4–5 m, VIC.

Distribution: VIC (Bass Strait); known only from type locality.

Ecology: benthic, marine.

***Leptoclinides pulvinus* Kott, 2005**

Leptoclinides pulvinus Kott, P. (2005). New and little known species of Didemnidae (Ascidiacea, Tunicata) from Australia (Part 3). *J. Nat. Hist.* **39**(26): 2409–2479 [2424].

Type data: holotype QM G308742.

Type locality: Moira Reef, Bynoe Harbour, rocky reef on rock 5–8 m, NT.

Distribution: NT (N coast); known only from type locality.

Ecology: benthic, marine.

***Leptoclinides rigidus* Kott, 2001**

Leptoclinides rigidus Kott, P. (2001). The Australian Ascidiacea Pt 4, Didemnidae. *Mem. Queensl. Mus.* **47**(1): 1–410 [77].

Type data: holotype QM GH5371, paratype(s) QM G300987.

Type locality: Deloraine Is., 10 m, Whitsunday Group, QLD.

Distribution: NT (N coast), QLD (NE coast), WA (Central W coast, NW coast).

Ecology: benthic, marine.

Reference: Kott, P. (2005). New and little known species of Didemnidae (Ascidiacea, Tunicata) from Australia (Part 3). *J. Nat. Hist.* **39**(26): 2409–2479 [2425].

***Leptoclinides rufus* (Sluiter, 1909)**

Polysyncraton rufum Sluiter, C.P. (1909). Die Tunicaten der Siboga Expedition. Pt II. Die merosomen Ascidiaceen. *Siboga Exped.* **56B**: 1–112 [77].

Type data: syntypes ZMA TU840.1, ZMA TU840.2.

Type locality: off Pulu Kwawassang, Paternoster Is., Indonesia.

Leptoclinides oscitans Monniot, F. & Monniot, C. (1996). New collections of ascidians from the western Pacific and Southeastern Asia. *Micronesica* **29**(2): 133–279 [177].

Type data: holotype MNHP A2 Lep 32*.

Type locality: Indonesia, North Sulawesi, Ruang Is., 25 m.

Taxonomic decision for synonymy: Kott, P. (2001). The Australian Ascidiacea Pt 4, Didemnidae. *Mem. Queensl. Mus.* **47**(1): 1–410 [79].

Distribution: Indonesia, Palau, QLD (Central E coast, Great Barrier Reef, NE coast).

Ecology: benthic, marine.

***Leptoclinides seminudus* Kott, 2001**

Leptoclinides seminudus Kott, P. (2001). The Australian Ascidiacea Pt 4, Didemnidae. *Mem. Queensl. Mus.* **47**(1): 1–410 [82].

Type data: holotype SAMA E2671 (growing on *Pinna* and *Cellepora* spp.).

Type locality: Gulf St Vincent, off Port Gawler, 18–20 m, SA.

Distribution: NSW (Central E coast), SA (S Gulfs coast), TAS (Bass Strait), VIC (Bass Strait).

Ecology: benthic, marine.

References: Kott, P. (2004). New and little known species of Didemnidae (Ascidiacea, Tunicata) from Australia (part 1). *J. Nat. Hist.* **38**(6): 731–774 [736]; Kott, P. (2005). New and little known species of Didemnidae (Ascidiacea, Tunicata) from Australia (Part 3). *J. Nat. Hist.* **39**(26): 2409–2479 [2426].

***Leptoclinides sulawesi* F. & C. Monniot, 1996**

Leptoclinides sulawesi Monniot, F. & Monniot, C. (1996). New collections of ascidians from the western Pacific and Southeastern Asia. *Micronesica* **29**(2): 133–279 [180].

Type data: holotype MNHP A2 Lep 30* (1°23.52'N 124°32.64'E).

Type locality: W of Manado, north Sulawesi, Indonesia, 38 m.

Distribution: Indonesia, Palau, NSW (Lower E coast), WA (Lower W coast, N coast).

Ecology: benthic, marine.

Reference: Kott, P. (2004). New and little known species of Didemnidae (Ascidiacea, Tunicata) from Australia (part 2). *J. Nat. Hist.* **38**(19): 2455–2526 [2475].

***Leptoclinides tuberculatus* Kott, 2004**

Leptoclinides tuberculatus Kott, P. (2004). New and little known species of Didemnidae (Ascidiacea, Tunicata) from Australia (part 1). *J. Nat. Hist.* **38**(6): 731–774 [737].

Type data: holotype QM G308540, paratypes QM G308536, QM G308539.

Type locality: Shelburne Bay, 22 m, QLD.

Distribution: QLD (NE coast); known only from type locality.

Ecology: benthic, marine.

***Leptoclinides umbrosus* Kott, 2001**

Leptoclinides umbrosus Kott, P. (2001). The Australian Ascidiacea Pt 4, Didemnidae. *Mem. Queensl. Mus.* **47**(1): 1–410 [83].

Type data: holotype QM G308279, paratype(s) QM G308283.

Type locality: Heron Is., QLD.

Distribution: QLD (Great Barrier Reef); known only from type locality.

Ecology: benthic, marine.

***Leptoclinides variegatus* Kott, 2001**

Leptoclinides variegatus Kott, P. (2001). The Australian Ascidiacea Pt 4, Didemnidae. *Mem. Queensl. Mus.* **47**(1): 1–410 [86].

Type data: holotype QM GH2426, paratype(s) QM GH2428.

Type locality: Topgallant Is., in caves, SA.

Distribution: SA (Great Australian Bight, S Gulfs coast).

Ecology: benthic, marine.

Reference: Kott, P. (2005). New and little known species of Didemnidae (Ascidiacea, Tunicata) from Australia (Part 3). *J. Nat. Hist.* **39**(26): 2409–2479 [2427].

***Leptoclinides volvus* Kott, 1975**

Leptoclinides volvus Kott, P. (1975). The ascidians of South Australia III. Northern sector of the Great Australian Bight and additional records. *Trans. R. Soc. S. Aust.* **99**(1): 1–20 [8].

Type data: holotype SAMA E1034, paratypes SAMA E1033, QM G7511.

Type locality: north Great Australian Bight, SA [32°24'S 133°30'E].

Distribution: SA (Great Australian Bight).

Ecology: benthic, marine; to 42 m.

Reference: Kott, P. (2001). The Australian Ascidiacea Pt 4, Didemnidae. *Mem. Queensl. Mus.* **47**(1): 1–410 [87].

***Lissoclinum* Verrill, 1871**

Lissoclinum Verrill, A.E. (1871). Descriptions of some imperfectly known and new ascidians from New England. *Amer. J. Sci.* (3)**1**: 54–58, 93–100, 211–212, 288–294, 443–446 [444].

Type species: *Lissoclinum aureum* Verrill, 1871 by subsequent designation, see Van Name, W.G. (1910). Compound ascidians of the coasts of New England and neighbouring British Provinces. *Proc. Bost. Soc. Nat. Hist.* **34**: 339–424.

Echinoclinum Van Name, W.G. (1902). The ascidians of the Bermuda Islands. *Trans. Conn. Acad. Arts Sci.* **11**: 325–412 [372].

Type species: *Echinoclinum verrilli* Van Name, 1902 by monotypy.

Taxonomic decision for synonymy: Kott, P. (1998). Tunicata. pp. 51–259 in Wells, A. & Houston, W.W.K. (eds) *Zoological Catalogue of Australia*. Hemichordata, Tunicata, Cephalochordata. Melbourne: CSIRO Publishing, Australia Vol. 34 298 pp. [87].

Extralimital distribution: east Pacific Ocean off south America to California, West Indies, north Atlantic Ocean to Arctic Ocean and northwest of Iceland, west Pacific Ocean. See: Hartmeyer, R. (1924). Ascidiacea, part II. Zugleich eine Übersicht über die Arktische und boreale Ascidiidenfauna auf tier-geographischer Grundlage. *Ingolf-Exped.* **2**(7): 1–275; Van Name, W.G. (1945). The North and South American ascidians. *Bull. Am. Mus. Nat. Hist.* **84**: 1–476; Kott, P. (1962). The ascidians of Australia III. Aplousobranchiata Lahille: Didemnidae Giard. *Aust. J. Mar. Freshwat. Res.* **13**(3): 265–334; Millar, R.H. (1962). Further descriptions of South African ascidians. *Ann. S. Afr. Mus.* **56**(7): 113–221; Millar, R.H. (1982). The marine fauna of New Zealand. *Mem. N.Z. Oceanogr. Inst.* **85**: 1–117; Nishikawa, T. (1990). The ascidians of the Japan Sea I. *Publ. Seto Mar. Biol. Lab.* **34**(4–6): 73–148; Monniot, F. (1992). Ascidiées de Nouvelle-Calédonie XII. Le genre *Lissoclinum* (Didemnidae) dans le lagon sud. *Bull. Mus. Natl. Hist. Nat. Paris* (4)**14A**(3–4): 565–589.

Generic reference: Kott, P. (2005). New and little known species of Didemnidae (Ascidiacea, Tunicata) from Australia (Part 3). *J. Nat. Hist.* **39**(26): 2409–2479 [2417].

***Lissoclinum agriculum* Kott, 2005**

Lissoclinum agriculum Kott, P. (2005). New and little known species of Didemnidae (Ascidiacea, Tunicata) from Australia (Part 3). *J. Nat. Hist.* **39**(26): 2409–2479 [2459].

Type data: holotype WAM 179.93.

Type locality: east of Montebello Is., 7–8 m, WA.

Distribution: WA (NW coast); known only from type locality.

Ecology: benthic, marine.

Lissoclinum badium F. & C Monniot., 1996

Lissoclinum badium Monniot, F. & Monniot, C. (1996). New collections of ascidians from the western Pacific and Southeastern Asia. *Micronesica* **29**(2): 133–279 [170].

Type data: holotype MNHP A2 Lis A 109*.

Type locality: Eastern Fields Atoll, 140 km SW of Port Moresby, Coral Sea, 10 m, Papua New Guinea [10°01.47'S 145°38.49'E].

Distribution: Papua New Guinea, Palau, Coral Sea Islands Territory, NT (N coast), QLD (Great Barrier Reef), WA (NW coast).

Ecology: benthic, marine.

Reference: Kott, P. (2002). Ascidiacea (Tunicata) from Darwin, Northern Territory, Australia. *Beagle, Rec. Mus. Art Galleries NT* **18**: 19–55 [40].

Lissoclinum bistratum (Sluiter, 1905)

Didemnum bistratum Sluiter, C.P. (1905). Tuniciers récoltés en 1904 par M. Ch. Gravier dans la golfe de Tadjourah (Somalie Française). *Bull. Mus. Natl. Hist. Nat. Paris* **11**: 100–103 [103].

Type data: syntypes ZMH K1107, K1108, MNHP A2 LIS 24.

Type locality: Gulf of Tadjourah, Gulf of Aden, Somalia.

Didemnum gottschaldti Tokioka, T. (1950). Ascidians from the Palau Is. I. *Publ. Seto Mar. Biol. Lab. Kyoto Univ.* **1**(3): 115–150 [118] [publication date established from Tokioka, T. (1967). Pacific Tunicata of the United States National Museum. *Bull. U.S. Natl Mus.* **251**: 1–242; junior homonym of *Didemnum gottschaldti* Hartmeyer, 1905].

Type data: syntypes SMBL 75*.

Type locality: Palau Is., west Pacific Ocean.

Lissoclinum pulvinum Tokioka, T. (1954). Contributions to Japanese ascidian fauna VII. Invertebrate fauna of the intertidal zone of the Tokara Islands. VII. Ascidians. *Publ. Seto Mar. Biol. Lab. Kyoto Univ.* **3**(3): 239–264 [247] [nom. nov. for *Didemnum gottschaldti* Tokioka, 1950].

Taxonomic decision for synonymy: Kott, P. (1980). Algal-bearing didemnid ascidians in the Indo-west Pacific. *Mem. Queensl. Mus.* **20**(1): 1–47 [16].

Distribution: Singapore, Philippines, Indonesia, Palau, New Caledonia, Fiji, Malagasy, NSW (Central E coast), NT (N coast), QLD (Central E coast, Great Barrier Reef), WA (Central W coast, NW coast); Red Sea, Gulf of Aden, Tokara Is., Caroline Is., Coral Sea. Ecology: benthic, marine; cryptic habitats, behind reef crest and in tidal pools; obligate *Prochloron* [Prochlorophyta] symbionts.

References: Parry, D.L. (1987). Selected Chemistry of the Ascidiacea. Unpubl. Ph.D. Thesis. Brisbane : University of Queensland. 221 pp.; Kott, P. (2001). The Australian Ascidiacea Pt 4, Didemnidae. *Mem. Queensl. Mus.* **47**(1): 1–410 [298]; Kott, P. (2004). Ascidiacea (Tunicata) in Australian waters of the Timor and Arafura Seas. *Beagle, Rec. Mus. Art Galleries NT* **20**: 37–81 [64]; Kott, P. (2005). New and

little known species of Didemnidae (Ascidiacea, Tunicata) from Australia (Part 3). *J. Nat. Hist.* **39**(26): 2409–2479 [2460].

Lissoclinum caliginosum Kott, 2001

Lissoclinum caliginosum Kott, P. (2001). The Australian Ascidiacea Pt 4, Didemnidae. *Mem. Queensl. Mus.* **47**(1): 1–410 [300].

Type data: holotype QM G308082, paratype(s) QM G308083.

Type locality: Heron Is., QLD.

Distribution: QLD (Great Barrier Reef).

Ecology: benthic, marine.

Lissoclinum calycis Monniot, 1992

Lissoclinum calycis Monniot, F. (1992). Ascidies de Nouvelle-Calédonie XII. Le genre *Lissoclinum* (Didemnidae) dans le lagon sud. *Bull. Mus. Natl. Hist. Nat. Paris* (4) **14A**(3–4): 565–589 [568].

Type data: holotype MNHP A2 Lis 55*.

Type locality: Lagoon, 20–35 m, Woodin Canal, New Caledonia.

Distribution: New Caledonia, NT (N coast), QLD (Great Barrier Reef).

Ecology: benthic, marine.

References: Kott, P. (2001). The Australian Ascidiacea Pt 4, Didemnidae. *Mem. Queensl. Mus.* **47**(1): 1–410 [302]; Kott, P. (2005). New and little known species of Didemnidae (Ascidiacea, Tunicata) from Australia (Part 3). *J. Nat. Hist.* **39**(26): 2409–2479 [2461].

Lissoclinum clavatum Kott, 2005

Lissoclinum clavatum Kott, P. (2005). New and little known species of Didemnidae (Ascidiacea, Tunicata) from Australia (Part 3). *J. Nat. Hist.* **39**(26): 2409–2479 [2462].

Type data: holotype SAMA E3260, paratype(s) SAMA E3258.

Type locality: between Western River Cove and Snug Cove, W. of the Arch, on rock wall, 10–12 m, Kangaroo Is., SA.

Distribution: SA (S Gulfs coast); known only from type locality.

Ecology: benthic, marine.

Lissoclinum coactum Kott, 2004

Lissoclinum coactum Kott, P. (2004). New and little known species of Didemnidae (Ascidiacea, Tunicata) from Australia (part 2). *J. Nat. Hist.* **38**(19): 2455–2526 [2506].

Type data: syntypes WAM 1136.89.

Type locality: Five Mile Reef, 10km E of Hopetoun, 0–3 m, WA [33°56'1S 120°12'E].

Distribution: WA (SW coast).

Ecology: benthic, marine.

Reference: Kott, P. (2005). New and little known species of Didemnidae (Ascidiacea, Tunicata) from Australia (Part 3). *J. Nat. Hist.* **39**(26): 2409–2479 [2463].

***Lissoclinum concavum* Kott, 2001**

Lissoclinum concavum Kott, P. (2001). The Australian Ascidiacea Pt 4, Didemnidae. *Mem. Queensl. Mus.* **47**(1): 1–410 [303].

Type data: holotype SAMA E2691.

Type locality: South Australia, Franklin Is.

Distribution: SA (Great Australian Bight), TAS (Tas. coast).

Ecology: benthic, marine.

Reference: Kott, P. (2005). New and little known species of Didemnidae (Ascidiacea, Tunicata) from Australia (Part 3). *J. Nat. Hist.* **39**(26): 2409–2479 [2464].

***Lissoclinum conchylium* Kott, 2001**

Lissoclinum conchylium Kott, P. (2001). The Australian Ascidiacea Pt 4, Didemnidae. *Mem. Queensl. Mus.* **47**(1): 1–410 [305].

Type data: holotype QM G308321.

Type locality: Heron Is., QLD.

Distribution: NT (N coast), QLD (Central E coast, Great Barrier Reef).

Ecology: benthic, marine.

***Lissoclinum diversum* Kott, 2004**

Lissoclinum diversum Kott, P. (2004). New and little known species of Didemnidae (Ascidiacea, Tunicata) from Australia (part 2). *J. Nat. Hist.* **38**(19): 2455–2526 [2508].

Type data: holotype WAM 140-93.

Type locality: NE end of Kendrew Is., under boulders, Dampier Archipelago, WA.

Distribution: WA (Central W coast, NW coast); known only from type locality.

Ecology: benthic, marine.

Reference: Kott, P. (2005). New and little known species of Didemnidae (Ascidiacea, Tunicata) from Australia (Part 3). *J. Nat. Hist.* **39**(26): 2409–2479 [2465].

***Lissoclinum durable* Kott, 2001**

Lissoclinum durable Kott, P. (2001). The Australian Ascidiacea Pt 4, Didemnidae. *Mem. Queensl. Mus.* **47**(1): 1–410 [306].

Type data: holotype SAMA E2663, paratype(s) SAMA E2667.

Type locality: West Is., under boulder, 5 m, SA.

Distribution: NSW (Central E coast), NT (N coast), SA (S Gulfs coast), VIC (Bass Strait), WA (SW coast).

Ecology: benthic, marine.

Reference: Kott, P. (2004). New and little known species of Didemnidae (Ascidiacea, Tunicata) from Australia (part 2). *J. Nat. Hist.* **38**(19): 2455–2526 [2509].

***Lissoclinum laneum* Kott, 2004**

Lissoclinum laneum Kott, P. (2004). New and little known species of Didemnidae (Ascidiacea, Tunicata) from Australia (part 2). *J. Nat. Hist.* **38**(19): 2455–2526 [2510].

Type data: holotype SAMA E2923.

Type locality: Port Victoria Jetty, Yorke Peninsula, 3–4 m, SA.

Distribution: SA (S Gulfs coast); known only from type locality.

Ecology: benthic, marine.

***Lissoclinum levitum* Kott, 2001**

Lissoclinum levitum Kott, P. (2001). The Australian Ascidiacea Pt 4, Didemnidae. *Mem. Queensl. Mus.* **47**(1): 1–410 [307].

Type data: holotype QM GH2420.

Type locality: Ward Is., in caves, Investigator Group, SA.

Distribution: SA (Great Australian Bight, S Gulfs coast), TAS (Tas. coast).

Ecology: benthic, marine.

References: Kott, P. (2004). New and little known species of Didemnidae (Ascidiacea, Tunicata) from Australia (part 1). *J. Nat. Hist.* **38**(6): 731–774 [767]; Kott, P. (2005). New and little known species of Didemnidae (Ascidiacea, Tunicata) from Australia (Part 3). *J. Nat. Hist.* **39**(26): 2409–2479 [2465].

***Lissoclinum limosum* Kott, 2001**

Lissoclinum limosum Kott, P. (2001). The Australian Ascidiacea Pt 4, Didemnidae. *Mem. Queensl. Mus.* **47**(1): 1–410 [308].

Type data: holotype QM G301746, paratypes QM G308357, QM G302325.

Type locality: Heron Is., north reef, low tide rubble fauna, QLD.

Distribution: NT (N coast), QLD (Great Barrier Reef).

Ecology: benthic, marine.

***Lissoclinum maculatum* Kott, 2001**

Lissoclinum maculatum Kott, P. (2001). The Australian Ascidiacea Pt 4, Didemnidae. *Mem. Queensl. Mus.* **47**(1): 1–410 [310].

Type data: holotype QM G302236.

Type locality: Lizard Is., north reef, low tide rubble fauna, QLD.

Distribution: QLD (Great Barrier Reef); known only from type locality.

Ecology: benthic, marine.

***Lissoclinum multifidum* Sluiter, 1909**

Lissoclinum multifidum Sluiter, C.P. (1909). Die Tunicaten der Siboga Expedition. Pt II. Die merosomen Ascidien. *Siboga Exped.* **56B**: 1–112 [83].

Type data: holotype ZMA TU 590*.

Type locality: Moearas Reef, inner side, east coast of Borneo, 54 m, Indonesia.

Polysoma testiculatum Kott, P. (1983). Two new genera of didemnid ascidians from tropical Australian waters. *The Beagle, Rec. N.T. Mus. Arts Sci.* **1**(2): 13–19 [16].

Type data: holotype NTM E 11, paratype(s) QM GH802.

Type locality: Coral Bay, Port Essington, 3 m, NT.

Lissoclinum concavum Kott, P. (2001). The Australian Ascidiacea Pt 4, Didemnidae. *Mem. Queensl. Mus.* **47**(1): 1–410 [303].

Type data: holotype SAMA E2691.
Type locality: Franklin Is., SA.

Taxonomic decision for synonymy: Kott, P. (2001). The Australian Ascidiacea Pt 4, Didemnidae. *Mem. Queensl. Mus.* **47**(1): 1–410 [311]; Kott, P. (2004). Ascidiacea (Tunicata) in Australian waters of the Timor and Arafura Seas. *Beagle, Rec. Mus. Art Galleries NT* **20**: 37–81 [65].

Distribution: Thailand, Indonesia, Mauritius, NT (N coast), SA (S Gulfs coast), TAS (Tas. coast), VIC (Bass Strait).

Ecology: benthic, marine.

Lissoclinum nebulosum F. & C. Monniot, 1996

Lissoclinum nebulosum Monniot, F. & Monniot, C. (1996). New collections of ascidians from the western Pacific and Southeastern Asia. *Micronesica* **29**(2): 133–279 [173].

Type data: holotype MNHP A2 Lis A 118*.
Type locality: Chuuk Lagoon, Polle Is., 10–30 m, Federated States of Micronesia [7°21.54'N 151°35.63'E].

Distribution: Federated States of Micronesia, QLD (Great Barrier Reef).

Ecology: benthic, marine.

Reference: Kott, P. (2001). The Australian Ascidiacea Pt 4, Didemnidae. *Mem. Queensl. Mus.* **47**(1): 1–410 [311].

Lissoclinum ostrearium (Michaelsen, 1930)

Diplosomoides ostrearium Michaelsen, W. (1930). Ascidiacea Krikobranchia. *Fauna Südwest-Aust.* **5**(7): 463–558 [526].

Type data: holotype (probable) ZMB Pch 3878*.
Type locality: Oyster Harbour, Albany, WA, 0.75–5 m.

Distribution: QLD (Great Barrier Reef), SA (Bass Strait, S Gulfs coast), WA (Lower W coast).

Ecology: benthic, marine.

Reference: Kott, P. (2001). The Australian Ascidiacea Pt 4, Didemnidae. *Mem. Queensl. Mus.* **47**(1): 1–410 [314].

Lissoclinum pacificense (Kott, 1981)

Echinoclinum pacificense Kott, P. (1981). The ascidians of the reef flats of Fiji. *Proc. Linn. Soc. N.S.W.* **105**(3): 147–212 [193].

Type data: holotype QM 12584, paratype(s) QM 12463.
Type locality: Suva barrier reef, Viti Levu, Fiji.

Distribution: Fiji, QLD (Great Barrier Reef).

Ecology: benthic, marine.

Reference: Kott, P. (2004). New and little known species of Didemnidae (Ascidiacea, Tunicata) from Australia (part 1). *J. Nat. Hist.* **38**(6): 731–774 [768].

Lissoclinum patella (Gottschaldt, 1898)

Didemnooides patella Gottschaldt, R. (1898). Synascidien von Ternate. *Abh. Senckenb. Naturforsch. Ges.* **24**: 641–666 [651].

Type data: holotype ZMH K1087.

Type locality: Ternate Is., Indonesia.

Didemnooides sulcatum Gottschaldt, R. (1898). Synascidien von Ternate. *Abh. Senckenb. Naturforsch. Ges.* **24**: 641–666 [651].

Type data: holotype ZMH.

Type locality: Ternate, Indonesia.

Didemnooides ternatanum Gottschaldt, R. (1898). Synascidien von Ternate. *Abh. Senckenb. Naturforsch. Ges.* **24**: 641–666 [648].

Type data: holotype ZMH K595.

Type locality: Ternate Is., Indonesia.

Didemnum maeandrium Sluiter, C.P. (1909). Die Tunicaten der Siboga Expedition. Pt II. Die merosomen Ascidien. *Siboga Exped.* **56B**: 1–112 [64].

Type data: lectotype ZMA TU457, paralectotype(s) ZMA TU459.

Subsequent designation: Spoel, S. van der (1969). Catalogue of the type specimens of Tunicata in the Zoological Museum in Amsterdam. *Bull. Zool. Mus. Amsterdam* **1**(13): 157–200 [173].

Type locality: Pulu Kaniungan Ketjil, Indonesia, see Tydeman, G.F. (1902). Liste des stations de la campagne scientifique du *Siboga* pp. 1–15 in, Weber, M. Introduction et description de l'expédition *Siboga Exped.* 1 mono., livre 3 + 2 maps. 176 pp.

Diplosomoides tropicum Sluiter, C.P. (1909). Die Tunicaten der Siboga Expedition. Pt II. Die merosomen Ascidien. *Siboga Exped.* **56B**: 1–112 [88].

Type data: lectotype ZMA TU500, paralectotype(s) ZMA TU473.1–13.

Subsequent designation: Spoel, S. van der (1969). Catalogue of the type specimens of Tunicata in the Zoological Museum in Amsterdam. *Bull. Zool. Mus. Amsterdam* **1**(13): 157–200 [175].

Type locality: Elat, W coast Great Kei Is., Indonesia, see Tydeman, G.F. (1902). Liste des stations de la campagne scientifique du *Siboga* pp. 1–15 in, Weber, M. Introduction et description de l'expédition *Siboga Exped.* 1 mono., livre 3 + 2 maps. 176 pp. (station localities).

Taxonomic decision for synonymy: Kott, P. (1980). Algal-bearing didemnid ascidians in the Indo-west Pacific. *Mem. Queensl. Mus.* **20**(1): 1–47 [18].

Distribution: Philippines, Indonesia, Borneo, Palau, Guam, QLD (Great Barrier Reef), WA (Lower W coast).

Ecology: benthic, marine; obligate *Prochloron* [Prochlorophyta] symbionts.

References: Parry, D.L. (1987). Selected Chemistry of the Ascidiacea. Unpubl. Ph.D. Thesis. Brisbane : University of Queensland. 221 pp.; Kott, P. (2001). The Australian Ascidiacea Pt 4, Didemnidae. *Mem. Queensl. Mus.* **47**(1): 1–410 [315].

***Lissoclinum punctatum* Kott, 1977**

***Lissoclinum punctatum* Kott, P. (1977).** Algal supporting didemnid ascidians of the Great Barrier Reef. pp. 615–621 in Taylor, D.L. (ed.) *Proceedings of the Second International Coral Reef Symposium Miami* 1. Biology. Miami : University of Miami [620].

Type data: holotype QM G9920, paratypes QM G9426, QM G9926.

Type locality: North-west Is., Capricorn Group, Great Barrier Reef, QLD, see Parry, D.L. & Kott, P. (1988). Cosymbiosis in the Ascidiacea. *Bull. Mar. Sci* **42**(1): 149–153.

Distribution: Singapore, Palau, New Caledonia, Fiji, QLD (Great Barrier Reef).

Ecology: benthic, marine; cryptic, in interstices of algae mats and rubble, obligate *Prochloron* [Prochlorophyta] symbionts.

References: Parry, D.L. (1987). Selected Chemistry of the Ascidiacea. Unpubl. Ph.D. Thesis. Brisbane : University of Queensland. 221 pp.; Kott, P. (2001). The Australian Ascidiacea Pt 4, Didemnidae. *Mem. Queensl. Mus.* **47**(1): 1–410 [318].

***Lissoclinum reginum* Kott, 2001**

***Lissoclinum reginum* Kott, P. (2001).** The Australian Ascidiacea Pt 4, Didemnidae. *Mem. Queensl. Mus.* **47**(1): 1–410 [319].

Type data: holotype QM G308077, paratype(s) QM G308088.

Type locality: Heron Is., eastern end, below low tide, on *Halimeda* sp., QLD.

Distribution: Cocos (Keeling) Islands (Aust. Terr.), NT (N coast), QLD (Great Barrier Reef), WA (N coast, NW coast).

Ecology: benthic, marine.

Reference: Kott, P. (2004). Ascidiacea (Tunicata) in Australian waters of the Timor and Arafura Seas. *Beagle, Rec. Mus. Art Galleries NT* **20**: 37–81 [65].

***Lissoclinum roseum* Kott, 2001**

***Lissoclinum roseum* Kott, P. (2001).** The Australian Ascidiacea Pt 4, Didemnidae. *Mem. Queensl. Mus.* **47**(1): 1–410 [322].

Type data: holotype QM G308053, paratype(s) QM G308312.

Type locality: Wistari Reef, low tide rubble fauna, QLD.

Distribution: QLD (Great Barrier Reef, NE coast), WA (NW coast).

Ecology: benthic, marine.

***Lissoclinum scopulosum* Kott, 2004**

***Lissoclinum scopulosum* Kott, P. (2004).** New and little known species of Didemnidae (Ascidiacea, Tunicata) from Australia (part 1). *J. Nat. Hist.* **38**(6): 731–774 [770].

Type data: holotype WAM 163.93.

Type locality: NW Long Is., Passage Is., WA.

Distribution: WA (NW coast); known only from type locality.

Ecology: benthic, marine.

***Lissoclinum sente* Kott, 2001**

***Lissoclinum sente* Kott, P. (2001).** The Australian Ascidiacea Pt 4, Didemnidae. *Mem. Queensl. Mus.* **47**(1): 1–410 [323].

Type data: holotype QM G9467.

Type locality: Heron Is., south reef opposite cay, 8–9 m, QLD.

Distribution: French Polynesia, Fiji, NSW (Lower E coast), QLD (Great Barrier Reef).

Ecology: benthic, marine.

***Lissoclinum spongium* Kott, 2001**

***Lissoclinum spongium* Kott, P. (2001).** The Australian Ascidiacea Pt 4, Didemnidae. *Mem. Queensl. Mus.* **47**(1): 1–410 [325].

Type data: holotype QM GH4372, paratype(s).

Type locality: Lord Howe Is., lagoon, 1 m.

Distribution: Lord Howe Island; known only from type locality.

Ecology: benthic, marine.

***Lissoclinum stellatum* Kott, 2004**

***Lissoclinum stellatum* Kott, P. (2004).** New and little known species of Didemnidae (Ascidiacea, Tunicata) from Australia (part 2). *J. Nat. Hist.* **38**(19): 2455–2526 [2514].

Type data: holotype SAMA E2926.

Type locality: Waterfall Bay, Dog Leg Cave on rock wall, 10–12 m, Tasman Peninsula, TAS.

Distribution: TAS (Tas. coast); known only from type locality.

Ecology: benthic, marine.

***Lissoclinum taratara* C. & F. Monniot, 1987**

***Lissoclinum taratara* Monniot, C. & Monniot, F. (1987).** Les ascidies de Polynésie française. *Mém. Mus. Natl. Hist. Nat. Paris* **136**: 1–155 [52].

Type data: holotype MNHP A2 LIS 39*.

Type locality: outer reef, Papetoai, Mooréa, French Polynesia.

Distribution: Indonesia, French Polynesia, NT (N coast), QLD (Great Barrier Reef).

Ecology: benthic, marine.

Reference: Kott, P. (2004). Ascidiacea (Tunicata) in Australian waters of the Timor and Arafura Seas. *Beagle, Rec. Mus. Art Galleries NT* **20**: 37–81 [66].

***Lissoclinum tasmanense* (Kott, 1954)**

***Cystodytes tasmanensis* Kott, P. (1954).** Tunicata, Ascidiacea. *Rep. B.A.N.Z. Antarct. Res. Exped.* **1**(4): 121–182 [155].

Type data: holotype whereabouts unknown (not in AM).

Type locality: off Maria Is., TAS, 155–174 m.

Distribution: SA (S Gulfs coast), TAS (Tas. coast).
Ecology: benthic, marine; 5–174 m depth, undersides of boulders, protected conditions.

References: Kott, P. (1998). Tunicata. pp. 51–259 in Wells, A. & Houston, W.W.K. (eds) *Zoological Catalogue of Australia*. Hemichordata, Tunicata, Cephalochordata. Melbourne: CSIRO Publishing, Australia Vol. 34 298 pp. [88] ('*Echinoclinum verrili*' of Kott, P. (1972). The ascidians of South Australia I. Spencer Gulf, St Vincent Gulf and Encounter Bay. *Trans. R. Soc. S. Aust.* **96**(1): 1–52 [21] is here referred to *Lissoclinum tasmanense*); Kott, P. (2001). The Australian Ascidiacea Pt 4, Didemnidae. *Mem. Queensl. Mus.* **47**(1): 1–410 [326].

Lissoclinum timorensis (Sluiter, 1909)

Didemnum timorensis Sluiter, C.P. (1909). Die Tunicaten der Siboga Expedition. Pt II. Die merosomen Ascidiien. *Siboga Exped.* **56B**: 1–112 [51].

Type data: lectotype ZMA TU1274, paralectotype(s) ZMA TU482.

Subsequent designation: Spoel, S. van der (1969). Catalogue of the type specimens of Tunicata in the Zoological Museum in Amsterdam. *Bull. Zool. Mus. Amsterdam* **1**(13): 157–200 [174].

Type locality: southern coast of Timor, 8–36 m.

Didemnum voeltzkowi Michaelsen, W. (1920). Die Ascidiæ Krikobranchiæ des westlichen Indischen Ozeans. Didemniden. *Jahrb. Hamb. Wiss. Anst.* **37**: 1–76 [54].

Type data: holotype ZMH K1099, paratype(s) ZMH K1111. Type locality: Malagasy, west Indian Ocean.

Taxonomic decision for synonymy: Kott, P. (1998). Tunicata. pp. 51–259 in Wells, A. & Houston, W.W.K. (eds) *Zoological Catalogue of Australia*. Hemichordata, Tunicata, Cephalochordata. Melbourne: CSIRO Publishing, Australia Vol. 34 298 pp. [89].

Distribution: Philippines, Indonesia, Palau, New Caledonia, Guam, Fiji, Malagasy, QLD (Great Barrier Reef); also Caroline Is.

Ecology: benthic, marine; non cryptic reef flat habitats; obligate *Prochloron* [Prochlorophyta] symbionts.

References: Kott, P. (1980). Algal-bearing didemnid ascidians in the Indo-west Pacific. *Mem. Queensl. Mus.* **20**(1): 1–47 [13] (as *Lissoclinum voeltzkowi*); Kott, P. (1982). Didemnid-algal symbioses: host species in the western Pacific with notes on the symbiosis. *Micronesica* **18**(1): 95–127; Kott, P. (2001). The Australian Ascidiacea Pt 4, Didemnidae. *Mem. Queensl. Mus.* **47**(1): 1–410 [328].

Lissoclinum triangulum (Sluiter, 1909)

Diplosomoides triangulum Sluiter, C.P. (1909). Die Tunicaten der Siboga Expedition. Pt II. Die merosomen Ascidiien. *Siboga Exped.* **56B**: 1–112 [86].

Type data: holotype ZMA TU499.

Type locality: Pulu Pasi Tanette, Indonesia.

Echinoclinum philippinense Tokioka, T. (1967). Pacific Tunicata of the United States National Museum. *Bull. U.S. Natl. Mus.* **251**: 1–242 [93].

Type data: holotype USNM 11790, paratype(s) USNM 11791.

Type locality: Punta Natangol, Basilan Is., Philippines.

Taxonomic decision for synonymy: Kott, P. (1980). Algal-bearing didemnid ascidians in the Indo-west Pacific. *Mem. Queensl. Mus.* **20**(1): 1–47 [21].

Distribution: Philippines, Indonesia, QLD (Great Barrier Reef).

Ecology: benthic, marine; obligate *Prochloron* [Prochlorophyta] symbionts.

Reference: Kott, P. (2001). The Australian Ascidiacea Pt 4, Didemnidae. *Mem. Queensl. Mus.* **47**(1): 1–410 [330].

Lissoclinum variabile Kott, 2001

Lissoclinum variabile Kott, P. (2001). The Australian Ascidiacea Pt 4, Didemnidae. *Mem. Queensl. Mus.* **47**(1): 1–410 [331].

Type data: holotype QM G308008.

Type locality: Heron Is., E end of reef, low tide, QLD.

Distribution: QLD (Great Barrier Reef); known only from type locality.

Ecology: benthic, marine.

Polysyncraton Nott, 1892

Polysyncraton Nott, J.T. (1892). On the composite ascidians of the North Shore Reef. *Trans. N.Z. Inst.* **24**: 305–334 [318]. Type species: *Polysyncraton paradoxum* Nott, 1892 by original designation.

Extralimital distribution: worldwide, including polar regions. See: Hartmeyer, R. (1924). Ascidiacea, part II. Zugleich eine Übersicht über die Arktische und boreale Ascidiienfauna auf tiergeographischer Grundlage. *Ingolf-Exped.* **2**(7): 1–275; Van Name, W.G. (1945). The North and South American ascidians. *Bull. Am. Mus. Nat. Hist.* **84**: 1–476; Millar, R.H. (1962). Further descriptions of South African ascidians. *Ann. S. Afr. Mus.* **56**(7): 113–221; Kott, P. (1969). Antarctic Ascidiacea. A monographic account of the known species based on specimens collected under U.S. Government auspices 1947 to 1963. *Antarct. Res. Ser.* **13**: i–xv 1–239; Millar, R.H. (1982). The marine fauna of New Zealand. *Mem. N.Z. Oceanogr. Inst.* **85**: 1–117; Nishikawa, T. (1990). The ascidians of the Japan Sea I. *Publ. Seto Mar. Biol. Lab.* **34**(4–6): 73–148; Monniot, F. (1993). Ascidiées de Nouvelle-Calédonie XIII. Le genre *Polysyncraton* (Didemnidae). *Bull. Mus. Natl. Hist. Nat. Paris* (4) **15A**(1–4): 3–17.

Generic reference: Kott, P. (2005). New and little known species of Didemnidae (Ascidiacea, Tunicata) from Australia (Part 3). *J. Nat. Hist.* **39**(26): 2409–2479 [2415].

***Polysyncraton alingulum* Kott, 2004**

Polysyncraton alingulum Kott, P. (2004). Ascidiacea (Tunicata) in Australian waters of the Timor and Arafura Seas. *Beagle, Rec. Mus. Art Galleries NT* **20**: 37–81 [xxx].
Type data: holotype NTM E311, paratype(s) NTM E310.
Type locality: Mandorah jetty pylons, 5–8 m, Darwin Harbour, NT.

Distribution: NT (N coast); known only from type locality.

Ecology: benthic, marine.

***Polysyncraton arafurensis* Tokioka, 1952**

Polysyncraton arafurensis Tokioka, T. (1952). Ascidiacea collected by Messrs Renzi Wada and Seizi Wada from the Pearl Oyster bed in the Arafura Sea in 1940. *Publ. Seto Mar. Biol. Lab. Kyoto Univ.* **2**(2): 91–142 [91].
Type data: holotype SMBL 110*.
Type locality: Arafura Sea.

Distribution: NT (N coast), WA (Lower W coast).

Ecology: benthic, marine.

Reference: Kott, P. (2002). Ascidiacea (Tunicata) from Darwin, Northern Territory, Australia. *Beagle, Rec. Mus. Art Galleries NT* **18**: 19–55 [30].

***Polysyncraton arvum* Kott, 2004**

Polysyncraton arvum Kott, P. (2004). Ascidiacea (Tunicata) in Australian waters of the Timor and Arafura Seas. *Beagle, Rec. Mus. Art Galleries NT* **20**: 37–81 [51].
Type data: holotype NTM E289.
Type locality: Ashmore Reef, 3–5 m, Timor Sea.

Distribution: WA (N coast); known only from type locality.

Ecology: benthic, marine.

***Polysyncraton catillum* Kott, 2004**

Polysyncraton catillum Kott, P. (2004). New and little known species of Didemnidae (Ascidiacea, Tunicata) from Australia (part 2). *J. Nat. Hist.* **38**(19): 2455–2526 [2476].
Type data: holotype WAM 1046.88.
Type locality: Ashmore Reef, 6–16 m, Timor Sea.

Distribution: WA (N coast); known only from type locality.

Ecology: benthic, marine.

***Polysyncraton circulum* Kott, 1962**

Polysyncraton circulum Kott, P. (1962). The ascidians of Australia III. Aplousobranchiata Lahille: Didemnidae Giard. *Aust. J. Mar. Freshwat. Res.* **13**(3): 265–334 [298].
Type data: holotype AM Y1489, paratypes AM U3947, AM U3948.
Type locality: south of Peel Is., Moreton Bay, QLD.

Distribution: QLD (Central E coast, NE coast).

Ecology: benthic, marine.

Reference: Kott, P. (2001). The Australian Ascidiacea Pt 4, Didemnidae. *Mem. Queensl. Mus.* **47**(1): 1–410 [94].

***Polysyncraton cuculliferum* (Sluiter, 1909)**

Diplosomoides cuculliferum Sluiter, C.P. (1909). Die Tunicaten der Siboga Expedition. Pt II. Die merosomen Ascidien. *Siboga Exped.* **56B**: 1–112 [90].
Type data: holotype ZMA TU490*.
Type locality: off Pulu Jedan, east coast of Aru Is (pearl banks), 13 m, Indonesia.

Polysyncraton echinatum Kott, P. (2001). The Australian Ascidiacea Pt 4, Didemnidae. *Mem. Queensl. Mus.* **47**(1): 1–410 [101].

Type data: holotype QM G302987, paratype(s) QM G300911.

Type locality: Wistari Reef, near landing stage, low tide, Great Barrier Reef.

Taxonomic decision for synonymy: Kott, P. (2002). Ascidiacea (Tunicata) from Darwin, Northern Territory, Australia. *Beagle, Rec. Mus. Art Galleries NT* **18**: 19–55 [30].

Distribution: Indonesia, NT (N coast), QLD (Great Barrier Reef).

Ecology: benthic, marine.

References: Kott, P. (2004). New and little known species of Didemnidae (Ascidiacea, Tunicata) from Australia (part 2). *J. Nat. Hist.* **38**(19): 2455–2526 [2476]; Kott, P. (2005). New and little known species of Didemnidae (Ascidiacea, Tunicata) from Australia (Part 3). *J. Nat. Hist.* **39**(26): 2409–2479 [2427].

***Polysyncraton dentatum* Kott, 2001**

Polysyncraton dentatum Kott, P. (2001). The Australian Ascidiacea Pt 4, Didemnidae. *Mem. Queensl. Mus.* **47**(1): 1–410 [96].

Type data: holotype SAMA E2677.

Type locality: E of Cape Naturaliste, western end of Bunker Bay, 4–5 m on rocks, WA.

Distribution: WA (Lower W coast); known only from type locality.

Ecology: benthic, marine.

***Polysyncraton discoides* Kott, 1962**

Polysyncraton discoides Kott, P. (1962). The ascidians of Australia III. Aplousobranchiata Lahille: Didemnidae Giard. *Aust. J. Mar. Freshwat. Res.* **13**(3): 265–334 [303].

Type data: holotype AM Y1482.

Type locality: Fish Hook Bay, Rottnest Is., WA.

Distribution: SA (Great Australian Bight), TAS (Tas. coast), WA (Lower W coast).

Ecology: benthic, marine.

References: Kott, P. (2001). The Australian Ascidiacea Pt 4, Didemnidae. *Mem. Queensl. Mus.* **47**(1): 1–410 [98]; Kott, P. (2005). New and little known species of Didemnidae (Ascidiacea, Tunicata) from Australia (Part 3). *J. Nat. Hist.* **39**(26): 2409–2479 [2429].

***Polysyncraton dromide* Kott, 2001**

Polysyncraton dromide Kott, P. (2001). The Australian Ascidiacea Pt 4, Didemnidae. *Mem. Queensl. Mus.* **47**(1): 1–410 [99].

Type data: holotype QM G301568.

Type locality: Robert Is., 16–30 m, from back of a dromid crab, Torres Strait, N Australia [9°59'S 143°07'E].

Distribution: NT (N coast), QLD (NE oceanic), WA (Lower W coast).

Ecology: benthic, marine.

Reference: Kott, P. (2002). Ascidiacea (Tunicata) from Darwin, Northern Territory, Australia. *Beagle, Rec. Mus. Art Galleries NT* **18**: 19–55 [32].

***Polysyncraton flammeum* Kott, 2001**

Polysyncraton flammeum Kott, P. (2001). The Australian Ascidiacea Pt 4, Didemnidae. *Mem. Queensl. Mus.* **47**(1): 1–410 [103].

Type data: holotype QM G308461.

Type locality: low tide under rubble, Kings Beach, Caloundra, QLD.

Distribution: QLD (Central E coast); known only from type locality.

Ecology: benthic, marine.

***Polysyncraton galaxum* Kott, 2004**

Polysyncraton galaxum Kott, P. (2004). New and little known species of Didemnidae (Ascidiacea, Tunicata) from Australia (part 2). *J. Nat. Hist.* **38**(19): 2455–2526 [2478].

Type data: holotype SAMA E3200, paratype(s) SAMA E2927.

Type locality: Pissy Boy Rock, 14–17 m, W of Western River Cove, Kangaroo Is., SA.

Distribution: SA (S Gulfs coast), TAS (Tas. coast); known only from type locality.

Ecology: benthic, marine.

Reference: Kott, P. (2005). New and little known species of Didemnidae (Ascidiacea, Tunicata) from Australia (Part 3). *J. Nat. Hist.* **39**(26): 2409–2479 [2429].

***Polysyncraton glaucum* Kott, 2001**

Polysyncraton glaucum Kott, P. (2001). The Australian Ascidiacea Pt 4, Didemnidae. *Mem. Queensl. Mus.* **47**(1): 1–410 [104].

Type data: holotype QM G305628, paratypes QM G305589, QM G308057.

Type locality: Swain Reefs, Frigate Cay, 20 m, Great Barrier Reef, QLD.

Distribution: NT (N coast), QLD (Great Barrier Reef).

Ecology: benthic, marine.

Reference: Kott, P. (2005). New and little known species of Didemnidae (Ascidiacea, Tunicata) from Australia (Part 3). *J. Nat. Hist.* **39**(26): 2409–2479 [2431].

***Polysyncraton infundibulum* Kott, 2001**

Polysyncraton infundibulum Kott, P. (2001). The Australian Ascidiacea Pt 4, Didemnidae. *Mem. Queensl. Mus.* **47**(1): 1–410 [106].

Type data: holotype SAMA E2610.

Type locality: Bathurst Channel, off Jean Point, steep rock slope, 5–21 m, Port Davey, TAS.

Distribution: TAS (Tas. coast); known only from type locality.

Ecology: benthic, marine.

***Polysyncraton jugosum* (Herdman & Riddell, 1913)**

Leptoclinum jugosum Herdman, W. & Riddell, W. (1913). The Tunicata of the 'Thetis' Expedition. In, Scientific results of the Trawl Expedition Thetis, Part 17. *Mem. Aust. Mus.* **4**: 873–889 [886].

Type data: syntypes AM G12205, AM G12209 (Rowe, F.W.E. & Marshall, J.I. (1979). A catalogue of the ascidian type-specimens in the Australian Museum, Sydney. *Rec. Aust. Mus.* **32**(17): 547–562 [533] list 10 syntypes for this species. However, only 4 specimens were examined by the authors of the species, and qualify as types. Kott, P. (1962). The ascidians of Australia III. Aplousobranchiata Lahille: Didemnidae Giard. *Aust. J. Mar. Freshwat. Res.* **13**(3): 265–334 [296] assigned one of these, AM G12208, to the genus *Didemnum*).

Type locality: Port Jackson, Botany Bay and off Cape Three points, NSW.

Distribution: NSW (Lower E coast).

Ecology: benthic, marine.

***Polysyncraton linere* Kott, 2004**

Polysyncraton linere Kott, P. (2004). New and little known species of Didemnidae (Ascidiacea, Tunicata) from Australia (part 1). *J. Nat. Hist.* **38**(6): 731–774 [738].

Type data: holotype NMV F70228.

Type locality: Western Port, 23 m, VIC.

Distribution: VIC (Bass Strait); known only from type locality.

Ecology: benthic, marine.

***Polysyncraton lodix* Kott, 2001**

Polysyncraton lodix Kott, P. (2001). The Australian Ascidiacea Pt 4, Didemnidae. *Mem. Queensl. Mus.* **47**(1): 1–410 [108].

Type data: holotype QM GH5751.

Type locality: Deloraine Is., 18 m, Whitsunday Passage, QLD.

Distribution: QLD (Great Barrier Reef); known only from type locality.

Ecology: benthic, marine.

***Polysyncraton longitubis* Kott, 2004**

Polysyncraton longitubis Kott, P. (2004). New and little known species of Didemnidae (Ascidiacea, Tunicata) from Australia (part 2). *J. Nat. Hist.* **38**(19): 2455–2526 [2480].

Type data: holotype SAMA E2929.

Type locality: between Western River Cove and Snug Cove, The Arch on rock wall, 10–14 m, Kangaroo Is., SA.

Distribution: SA (S Gulfs coast); known only from type locality.

Ecology: benthic, marine.

***Polysyncraton luteum* Kott, 2004**

Polysyncraton luteum Kott, P. (2004). New and little known species of Didemnidae (Asciacea, Tunicata) from Australia (part 1). *J. Nat. Hist.* **38**(6): 731–774 [739].

Type data: holotype QM G308565.

Type locality: Flinders Pier, 4–6 m, VIC.

Distribution: VIC (Bass Strait); known only from type locality.

Ecology: benthic, marine.

***Polysyncraton magnetae* (Hastings, 1931)**

Didemnum (Polysyncraton) magnetae Hastings, A.B. (1931). Tunicata. *Sci. Repts Gt Barrier Reef Exped.* **4**(3): 69–109 [100].

Type data: holotype AM G13485.

Type locality: Low Is., Great Barrier Reef, QLD.

Distribution: QLD (NE coast).

Ecology: benthic, marine.

Reference: Kott, P. (2004). New and little known species of Didemnidae (Asciacea, Tunicata) from Australia (part 1). *J. Nat. Hist.* **38**(6): 731–774 [741].

***Polysyncraton meandratum* Monniot, 1993**

Polysyncraton meandratum Monniot, F. (1993). Ascidiées de Nouvelle-Calédonie XIII. Le genre *Polysyncraton* (Didemnidae). *Bull. Mus. Natl. Hist. Nat. Paris (4)* **15A**(1–4): 3–17 [6].

Type data: holotype MNHP A2 POL 42.

Type locality: New Caledonia.

Distribution: New Caledonia, QLD (Great Barrier Reef, NE coast).

Ecology: benthic, marine.

Reference: Kott, P. (2001). The Australian Ascidiacea Pt 4, Didemnidae. *Mem. Queensl. Mus.* **47**(1): 1–410 [111].

***Polysyncraton millepore* Vasseur, 1969**

Polysyncraton millepore Vasseur, P. (1969). Deuxième contribution à l'étude des ascidies de Madagascar région de Tuléar. *Bull. Mus. Natl. Hist. Nat. Paris* **40**(5): 912–933 [917].

Type data: type status unknown (no type designated).

Type locality: Great reef of Tuléar, Pente Est de la Grand Vasque à proximité de la passe, Malagasy.

Polysyncraton thallomorpha Monniot, F. (1993). Ascidiées de Nouvelle-Calédonie XIII. Le genre *Polysyncraton* (Didemnidae). *Bull. Mus. Natl. Hist. Nat. Paris (4)* **15A**(1–4): 3–17 [14].

Type data: holotype MNHP A2 POL 50*.

Type locality: New Caledonia.

Taxonomic decision for synonymy: Kott, P. (2001). The Australian Ascidiacea Pt 4, Didemnidae. *Mem. Queensl. Mus.* **47**(1): 1–410 [113].

Distribution: Philippines, New Caledonia, QLD (Great Barrier Reef), WA (Lower W coast, NW coast); west Indian Ocean.

Ecology: benthic, marine.

References: Kott, P. (2004). New and little known species of Didemnidae (Asciacea, Tunicata) from Australia (part 1). *J. Nat. Hist.* **38**(6): 731–774 [741]; Kott, P. (2005). New and little known species of Didemnidae (Asciacea, Tunicata) from Australia (Part 3). *J. Nat. Hist.* **39**(26): 2409–2479 [2433].

***Polysyncraton miniastrum* Kott, 2004**

Polysyncraton miniastrum Kott, P. (2004). New and little known species of Didemnidae (Asciacea, Tunicata) from Australia (part 1). *J. Nat. Hist.* **38**(6): 731–774 [743].

Type data: holotype QM G308537.

Type locality: Shelburne Bay, 22 m, encrusting worm tube, QLD.

Distribution: QLD (NE coast); known only from type locality.

Ecology: benthic, marine.

***Polysyncraton montanum* Kott, 2004**

Polysyncraton montanum Kott, P. (2004). New and little known species of Didemnidae (Asciacea, Tunicata) from Australia (part 2). *J. Nat. Hist.* **38**(19): 2455–2526 [2481].

Type data: holotype SAMA E3244.

Type locality: between Western River Cove and Snug Cove, Pissy Boy Rock, 8–10 m, Kangaroo Is., S.

Distribution: SA (S Gulfs coast); known only from type locality.

Ecology: benthic, marine.

***Polysyncraton multiforme* Kott, 2001**

Polysyncraton multiforme Kott, P. (2001). The Australian Ascidiacea Pt 4, Didemnidae. *Mem. Queensl. Mus.* **47**(1): 1–410 [114].

Type data: holotype QM G304641, paratype(s) QM G304673.

Type locality: Houtman's Abrolhos, WA.

Distribution: WA (Lower W coast); known only from type locality.

Ecology: benthic, marine.

***Polysyncraton niveum* Kott, 2004**

Polysyncraton niveum Kott, P. (2004). Ascidiacea (Tunicata) in Australian waters of the Timor and Arafura Seas. *Beagle, Rec. Mus. Art Galleries NT* **20**: 37–81 [xx].

Type data: holotype NTM E233, paratype(s) NTM E258.

Type locality: West Lagoon, 3–6 m, Ashmore Reef, Timor Sea.

Distribution: NT (N coast), WA (N coast).

Ecology: benthic, marine.

***Polysyncraton oceanum* Kott, 2001**

Polysyncraton oceanum Kott, P. (2001). The Australian Ascidiacea Pt 4, Didemnidae. *Mem. Queensl. Mus.* **47**(1): 1–410 [115].

Type data: holotype QM GH143.

Type locality: Great Astrolabe Reef, Dravuni, low tide rubble fauna, Fiji.

Distribution: Fiji, QLD (Great Barrier Reef); known only from type locality.

Ecology: benthic, marine.

***Polysyncraton orbiculum* Kott, 1962**

Polysyncraton orbiculum Kott, P. (1962). The ascidians of Australia III. Aplousobranchiata Lahille: Didemnidae Giard. *Aust. J. Mar. Freshwat. Res.* **13**(3): 265–334 [300].

Type data: holotype AM Y1486, paratype(s) AM Y1479.

Type locality: Mary Cove, Rottnest Is., WA.

Distribution: SA (S Gulfs coast), VIC (Bass Strait), WA (Lower W coast, SW coast).

Ecology: benthic, marine.

References: Kott, P. (2001). The Australian Ascidiacea Pt 4, Didemnidae. *Mem. Queensl. Mus.* **47**(1): 1–410 [117]; Kott, P. (2005). New and little known species of Didemnidae (Ascidacea, Tunicata) from Australia (Part 3). *J. Nat. Hist.* **39**(26): 2409–2479 [2432].

***Polysyncraton otuetue* C. & F. Monniot, 1987**

Polysyncraton otuetue Monniot, C. & Monniot, F. (1987). Les ascidies de Polynésie française. *Mém. Mus. Natl. Hist. Nat. Paris* **136**: 1–155 [45].

Type data: holotype MNHP A2 POL 20.

Type locality: Tahiti, 3–10 m, between two parts of Manunutau Reef, French Polynesia.

Distribution: French Polynesia, QLD (Great Barrier Reef).

Ecology: benthic, marine.

Reference: Kott, P. (2001). The Australian Ascidiacea Pt 4, Didemnidae. *Mem. Queensl. Mus.* **47**(1): 1–410 [118].

***Polysyncraton palliolum* Kott, 2001**

Polysyncraton palliolum Kott, P. (2001). The Australian Ascidiacea Pt 4, Didemnidae. *Mem. Queensl. Mus.* **47**(1): 1–410 [118].

Type data: holotype QM G300988.

Type locality: Rottnest Is., 0.5 n miles off Charlotte Point, 18 m, WA.

Distribution: WA (Lower W coast); known only from type locality.

Ecology: benthic, marine.

***Polysyncraton papyrus* Kott, 2001**

Polysyncraton papyrus Kott, P. (2001). The Australian Ascidiacea Pt 4, Didemnidae. *Mem. Queensl. Mus.* **47**(1): 1–410 [120].

Type data: holotype AM Y1520.

Type locality: north-eastern coast of Tasmania, 128–676 m.

Distribution: SA (S Gulfs coast), TAS (Tas. coast).

Ecology: benthic, marine.

Reference: Kott, P. (2005). New and little known species of Didemnidae (Ascidacea, Tunicata) from Australia (Part 3). *J. Nat. Hist.* **39**(26): 2409–2479 [2433].

***Polysyncraton pavementum* Monniot, 1993**

Polysyncraton pavementum Monniot, F. (1993). Ascidies de Nouvelle-Calédonie XIII. Le genre *Polysyncraton* (Didemnidae). *Bull. Mus. Natl. Hist. Nat. Paris* (4) **15A**(1–4): 3–17 [9].

Type data: holotype MNHP A2 POL 46.

Type locality: Barrier reef, Cape N'Doua, New Caledonia.

Distribution: New Caledonia, NT (N coast); Coral Sea.

Ecology: benthic, marine.

Reference: Kott, P. (2002). Ascidiacea (Tunicata) from Darwin, Northern Territory, Australia. *Beagle, Rec. Mus. Art Galleries NT* **18**: 19–55 [32].

***Polysyncraton pedunculatum* Kott, 2001**

Polysyncraton pedunculatum Kott, P. (2001). The Australian Ascidiacea Pt 4, Didemnidae. *Mem. Queensl. Mus.* **47**(1): 1–410 [121].

Type data: holotype NMV F68818, paratype(s) NMV F68944.

Type locality: Investigator Strait, SA.

Distribution: SA (Great Australian Bight, S Gulfs coast).

Ecology: benthic, marine.

References: Kott, P. (2004). New and little known species of Didemnidae (Ascidacea, Tunicata) from Australia (part 2). *J. Nat. Hist.* **38**(19): 2455–2526 [2482]; Kott, P. (2005). New and little known species of Didemnidae (Ascidacea, Tunicata) from Australia (Part 3). *J. Nat. Hist.* **39**(26): 2409–2479 [2435].

***Polysyncraton peristroma* Kott, 2004**

Polysyncraton peristroma Kott, P. (2004). New and little known species of Didemnidae (Ascidacea, Tunicata) from Australia (part 2). *J. Nat. Hist.* **38**(19): 2455–2526 [2482].

Type data: holotype QM G308608.

Type locality: Darwin, Angler Reef, 10–12 m, NT.

Distribution: NT (N coast); known only from type locality.

Ecology: benthic, marine.

***Polysyncraton polysystema* Kott, 2005**

Polysyncraton polysystema Kott, P. (2005). New and little known species of Didemnidae (Ascidacea, Tunicata) from Australia (Part 3). *J. Nat. Hist.* **39**(26): 2409–2479 [2435].

Type data: holotype NTM E170.

Type locality: Plater Rock, 8–10 m, Darwin Harbour, NT.

Distribution: NT (N coast); known only from type locality.

Ecology: benthic, marine.

***Polysyncraton pontoniae* C. & F. Monniot, 1987**

Polysyncraton pontoniae Monniot, C. & Monniot, F. (1987). Les ascidies de Polynésie française. *Mém. Mus. Natl. Hist. Nat. Paris* **136**: 1–155 [47].

Type data: holotype MNHP A2 POL 26*.

Type locality: Mooréa, French Polynesia.

Distribution: French Polynesia, QLD (Great Barrier Reef).

Ecology: benthic, marine.

Reference: Kott, P. (2001). The Australian Ascidiacea Pt 4, Didemnidae. *Mem. Queensl. Mus.* **47**(1): 1–410 [122].

***Polysyncraton pseudomagnetae* Kott, 2004**

Polysyncraton pseudomagnetae Kott, P. (2004). New and little known species of Didemnidae (Ascidiacea, Tunicata) from Australia (part 2). *J. Nat. Hist.* **38**(19): 2455–2526 [2483].

Type data: holotype QM G308612.

Type locality: Darwin, Angler Reef, 10–12 m, NT.

Distribution: NT (N coast); known only from type locality.

Ecology: benthic, marine.

***Polysyncraton pseudorugosum* Monniot, 1993**

Polysyncraton pseudorugosum Monniot, F. (1993). Ascidies de Nouvelle-Calédonie XIII. Le genre *Polysyncraton* (Didemnidae). *Bull. Mus. Natl. Hist. Nat. Paris* (4) **15A**(1–4): 3–17 [10].

Type data: holotype MNHP A2 POL 41*.

Type locality: Woodin canal, 32 m, New Caledonia.

Distribution: New Caledonia, NT (N coast), QLD (NE coast); Coral Sea.

Ecology: benthic, marine.

Reference: Kott, P. (2004). New and little known species of Didemnidae (Ascidiacea, Tunicata) from Australia (part 2). *J. Nat. Hist.* **38**(19): 2455–2526 [2483].

***Polysyncraton pulchrum* Kott, 2001**

Polysyncraton pulchrum Kott, P. (2001). The Australian Ascidiacea Pt 4, Didemnidae. *Mem. Queensl. Mus.* **47**(1): 1–410 [125].

Type data: holotype WAM 137.93, paratype(s) WAM 176.91.

Type locality: Cockburn Sound, WA.

Distribution: WA (Lower W coast).

Ecology: benthic, marine.

***Polysyncraton purou* C. & F. Monniot, 1987**

Polysyncraton purou Monniot, C. & Monniot, F. (1987). Les ascidies de Polynésie française. *Mém. Mus. Natl. Hist. Nat. Paris* **136**: 1–155 [49].

Type data: holotype MNHP A2 POL 24*.

Type locality: Tahiti, Tapuaerha passage, 10–20 m, French Polynesia.

Distribution: Philippines, French Polynesia, NT (N coast), QLD (Great Barrier Reef, NE coast).

Ecology: benthic, marine.

References: Kott, P. (2001). The Australian Ascidiacea Pt 4, Didemnidae. *Mem. Queensl. Mus.* **47**(1): 1–410 [126]; Kott, P. (2005). New and little known species of Didemnidae (Ascidiacea, Tunicata) from Australia (Part 3). *J. Nat. Hist.* **39**(26): 2409–2479 [2436].

***Polysyncraton regulum* Kott, 2001**

Polysyncraton regulum Kott, P. (2001). The Australian Ascidiacea Pt 4, Didemnidae. *Mem. Queensl. Mus.* **47**(1): 1–410 [128].

Type data: holotype QM G308474.

Type locality: Hervey Bay rubble fauna, QLD.

Distribution: QLD (NE coast); known only from type locality.

Ecology: benthic, marine.

***Polysyncraton reticulum* Kott, 2004**

Polysyncraton reticulum Kott, P. (2004). New and little known species of Didemnidae (Ascidiacea, Tunicata) from Australia (part 2). *J. Nat. Hist.* **38**(19): 2455–2526 [2484].

Type data: holotype SAMA E2917.

Type locality: Kangaroo Is., between Snug Cove and Western River, 10–12 m, SA.

Distribution: SA (S Gulfs coast); known only from type locality.

Ecology: benthic, marine.

***Polysyncraton rica* Kott, 2001**

Polysyncraton rica Kott, P. (2001). The Australian Ascidiacea Pt 4, Didemnidae. *Mem. Queensl. Mus.* **47**(1): 1–410 [130].

Type data: holotype QM GH5426, paratype(s) QM G308487.

Type locality: Kangaroo Is., D'Estrées Bay, 6 m, SA.

Distribution: SA (Great Australian Bight, S Gulfs coast).

Ecology: benthic, marine.

References: Kott, P. (2004). New and little known species of Didemnidae (Ascidiacea, Tunicata) from Australia (part 2). *J. Nat. Hist.* **38**(19): 2455–2526 [2486]; Kott, P. (2004). New and little known species of Didemnidae (Ascidiacea, Tunicata) from Australia (part 1). *J. Nat. Hist.* **38**(6): 731–774 [745]; Kott, P. (2005). New and little known species of Didemnidae (Ascidiacea, Tunicata) from Australia (Part 3). *J. Nat. Hist.* **39**(26): 2409–2479 [2437].

***Polysyncraton robustum* Kott, 2001**

Polysyncraton robustum Kott, P. (2001). The Australian Ascidiacea Pt 4, Didemnidae. *Mem. Queensl. Mus.* **47**(1): 1–410 [130].

Type data: holotype AM Y2315, paratype(s) AM Y2313-4.

Type locality: Point Peron west of Point John, sheltered pools, WA.

Distribution: WA (Lower W coast).
Ecology: benthic, marine.

***Polysyncraton rostrum* Kott, 2004**

Polysyncraton rostrum Kott, P. (2004). New and little known species of Didemnidae (Asciacea, Tunicata) from Australia (part 2). *J. Nat. Hist.* **38**(19): 2455–2526 [2486].
Type data: holotype QM G308631, paratype(s) QM G308628.
Type locality: South Shell Is., 7–11 m, NT.

Distribution: NT (N coast).
Ecology: benthic, marine.

***Polysyncraton rubitapum* Kott, 2001**

Polysyncraton rubitapum Kott, P. (2001). The Australian Ascidiacea Pt 4, Didemnidae. *Mem. Queensl. Mus.* **47**(1): 1–410 [131].
Type data: holotype QM GH1330.
Type locality: Top Gallant Is., 5 m, SA.

Distribution: SA (Great Australian Bight); known only from type locality.
Ecology: benthic, marine.

***Polysyncraton rugosum* Monniot, 1993**

Polysyncraton rugosum Monniot, F. (1993). Ascidies de Nouvelle-Calédonie XIII. Le genre *Polysyncraton* (Didemnidae). *Bull. Mus. Natl. Hist. Nat. Paris (4)* **15A**(1–4): 3–17 [12].
Type data: holotype MNHP A2 POL 48*.
Type locality: New Caledonia.

Distribution: New Caledonia, QLD (Great Barrier Reef).
Ecology: benthic, marine.
Reference: Kott, P. (2001). The Australian Ascidiacea Pt 4, Didemnidae. *Mem. Queensl. Mus.* **47**(1): 1–410 [132].

***Polysyncraton scobinum* Kott, 2001**

Polysyncraton scobinum Kott, P. (2001). The Australian Ascidiacea Pt 4, Didemnidae. *Mem. Queensl. Mus.* **47**(1): 1–410 [139].
Type data: holotype WAM 390.75.
Type locality: W of Long Is., Wallabi Group, Houtman's Abrolhos, WA.

Distribution: WA (Lower W coast); known only from type locality.
Ecology: benthic, marine.

***Polysyncraton textus* Kott, 2004**

Polysyncraton textus Kott, P. (2004). New and little known species of Didemnidae (Asciacea, Tunicata) from Australia (part 2). *J. Nat. Hist.* **38**(19): 2455–2526 [2487].
Type data: holotype WAM 556.88.
Type locality: 8.5 n miles NW of Port Hedland, 18 m, WA.

Distribution: WA (NW coast); known only from type locality.
Ecology: benthic, marine.

***Polysyncraton turris* Kott, 2004**

Polysyncraton turris Kott, P. (2004). New and little known species of Didemnidae (Asciacea, Tunicata) from Australia (part 1). *J. Nat. Hist.* **38**(6): 731–774 [746].
Type data: holotype QM G308538.
Type locality: Shelburne Bay, 43 m, QLD.

Distribution: QLD (NE coast); known only from type locality.
Ecology: benthic, marine.

***Trididemnum* Della Valle, 1881**

Trididemnum Della Valle, A. (1881). Nuove contribuzioni alla storia naturale delle ascidie composte del Golfo di Napoli. *Atti Accad. nag. Lincei Series 3, Memoir* **10**: 431–498 [478].

Type species: *Lissoclinum tenerum* Verrill, 1871 by subsequent designation, see Hartmeyer, R. (1924). Ascidiacea, part II. Zugleich eine Übersicht über die Arktische und boreale Ascidienfauna auf tiergeographischer Grundlage. *Ingolf-Exped.* **2**(7): 1–275.

Didemnopsis Hartmeyer, R. (1903). Die Ascidien der Arktis. *Fauna Arct.* **3**(2): 93–412 [33].
Type species: *Didemnum inarmata* Drasche, 1883 by original designation.

Taxonomic decision for synonymy: Huus, J. (1937). Ascidiaceae. pp. 545–692 in Kükenthal, W. & Krumbach, T. (eds) *Handbuch der Zoologie*. Berlin: Walter de Gruyter Vol. 5(2)6 [670].

Extralimital distribution: worldwide. See: Hartmeyer, R. (1924). Ascidiacea, part II. Zugleich eine Übersicht über die Arktische und boreale Ascidienfauna auf tiergeographischer Grundlage. *Ingolf-Exped.* **2**(7): 1–275; Harant, H. (1929). Ascidies provenant des croisières du Prince Albert 1er de Monaco. *Résultats de Campagnes Scientifique accomplies (Monaco)* **75**: 1–110; Van Name, W.G. (1945). The North and South American ascidians. *Bull. Am. Mus. Nat. Hist.* **84**: 1–476; Kott, P. (1962). The ascidians of Australia III. Aplousobranchiata Lahille: Didemnidae Giard. *Aust. J. Mar. Freshwat. Res.* **13**(3): 265–334; Millar, R.H. (1962). Further descriptions of South African ascidians. *Ann. S. Afr. Mus.* **56**(7): 113–221; Kott, P. (1969). Antarctic Ascidiacea. A monographic account of the known species based on specimens collected under U.S. Government auspices 1947 to 1963. *Antarct. Res. Ser.* **13**: i–xv 1–239; Millar, R.H. (1982). The marine fauna of New Zealand. *Mem. N.Z. Oceanogr. Inst.* **85**: 1–117; Nishikawa, T. (1990). The ascidians of the Japan Sea I. *Publ. Seto Mar. Biol. Lab.* **34**(4–6): 73–148; Monniot, F. (1991). Ascidies de Nouvelle-Calédonie IX. Le genre *Trididemnum*. *Bull. Mus. Natl. Hist. Nat. Paris (4)* **12A**(3–4): 517–529.

Generic reference: Kott, P. (2005). New and little known species of Didemnidae (Asciacea, Tunicata) from Australia (Part 3). *J. Nat. Hist.* **39**(26): 2409–2479 [2417].

***Trididemnum amiculum* Kott, 2001**

Trididemnum amiculum Kott, P. (2001). The Australian Ascidiacea Pt 4, Didemnidae. *Mem. Queensl. Mus.* **47**(1): 1–410 [256].

Type data: holotype NMV F70259.

Type locality: 39 km NNE Devonport, 68 m, TAS [40°49.8'S 146°31.3'E].

Distribution: NSW (Lower E coast), TAS (Tas. coast).

Ecology: benthic, marine.

References: Kott, P. (2004). New and little known species of Didemnidae (Ascidiacea, Tunicata) from Australia (part 1). *J. Nat. Hist.* **38**(6): 731–774 [760]; Kott, P. (2005). New and little known species of Didemnidae (Ascidiacea, Tunicata) from Australia (Part 3). *J. Nat. Hist.* **39**(26): 2409–2479 [2453].

***Trididemnum areolatum* (Herdman, 1906)**

Trididemnum areolatum Herdman, W.A. (1906). Report on the Tunicata. *Ceylon Pearl Oyster Fisheries Suppl. Rept.* **39**: 295–348 [337].

Type data: holotype (probable) BMNH [19]07.8.30.36 (part slide only).

Type locality: Chiulaw Paa, Gulf of Manaar, 4–5 m.

Trididemnum banneri Eldredge, L.G. (1967). A taxonomic review of the Indo-Pacific didemnid ascidians and descriptions of twenty three central Pacific species. *Micronesica* **2**: 162–261 [177].

Type data: syntypes BPBM Y204*.

Type locality: Penguin Spit, Palmyra Is., Line Islands, 0–4 m [5°52'N 162°06'W].

Taxonomic decision for synonymy: Kott, P. (2001). The Australian Ascidiacea Pt 4, Didemnidae. *Mem. Queensl. Mus.* **47**(1): 1–410 [258].

Distribution: Sri Lanka, French Polynesia, NT (N coast), QLD (Great Barrier Reef, NE coast); Central Pacific, west Pacific Ocean.

Ecology: benthic, marine.

Reference: Kott, P. (2005). New and little known species of Didemnidae (Ascidiacea, Tunicata) from Australia (Part 3). *J. Nat. Hist.* **39**(26): 2409–2479 [2455].

***Trididemnum caelatum* Kott, 2001**

Trididemnum caelatum Kott, P. (2001). The Australian Ascidiacea Pt 4, Didemnidae. *Mem. Queensl. Mus.* **47**(1): 1–410 [260].

Type data: holotype SAMA E2670.

Type locality: Great Australian Bight, SW Eucla, SA.

Distribution: SA (Great Australian Bight); known only from type locality.

Ecology: benthic, marine.

***Trididemnum clinides* Kott, 1977**

Trididemnum clinides Kott, P. (1977). Algal supporting didemnid ascidians of the Great Barrier Reef. pp. 615–621 in Taylor, D.L. (ed.) *Proceedings of the Second International Coral Reef Symposium Miami* 1. Biology. Miami : University

of Miami [617].

Type data: holotype QM G9928, paratype(s) QM G9931.

Type locality: lagoon, Heron Is., QLD.

Distribution: Philippines, Guam, French Polynesia, Fiji, QLD (Great Barrier Reef); west Pacific Ocean, Eniwetak.

Ecology: benthic, marine; obligate *Prochloron* [Prochlorophyta] symbionts.

References: Parry, D.L. & Kott, P. (1988). Cosymbiosis in the Ascidiacea. *Bull. Mar. Sci.* **42**(1): 149–153; Kott, P. (2001). The Australian Ascidiacea Pt 4, Didemnidae. *Mem. Queensl. Mus.* **47**(1): 1–410 [261].

***Trididemnum cristatum* Kott, 2001**

Trididemnum cristatum Kott, P. (2001). The Australian Ascidiacea Pt 4, Didemnidae. *Mem. Queensl. Mus.* **47**(1): 1–410 [262].

Type data: holotype AM Y2321.

Type locality: NE coast Tasmania, 128–676 m.

Distribution: TAS (Tas. coast), VIC (Bass Strait).

Ecology: benthic, marine.

***Trididemnum cyclops* Michaelsen, 1921**

Trididemnum cyclops Michaelsen, W. (1921). Ascidien von westlichen Indischen ozeans; aus dem Reichsmuseum zu Stockholn. *Ark. Zool.* **13**(23): 1–25 [19].

Type data: syntypes ZMH K1110.

Type locality: Malagasy.

Trididemnum symbioticum Pérès, J.M. (1962). Sur une collection d'ascidies de la côte Israélienne de la Mer Rouge et de la Péninsule du Sinai. Contributions to knowledge of the Red Sea. 24. *Bull. Res. Stat. Haifa* **30**: 39–47 [40].

Type data: syntypes MNHP A2 TRI 74*.

Type locality: Red Sea.

Taxonomic decision for synonymy: Kott, P. (1982). Didemnid-algal symbioses: host species in the western Pacific with notes on the symbiosis. *Micronesica* **18**(1): 95–127 [111].

Distribution: Philippines, Palau, New Caledonia, Kiribati, French Polynesia, Fiji, Malagasy, NT (N coast), QLD (Great Barrier Reef); also Caroline Is, Eniwetak, Red Sea.

Ecology: benthic, marine; obligate *Prochloron* [Prochlorophyta] symbionts.

References: Thinh, L.V. (1979). *Prochloron* (Prochlorophyta) associated with the ascidian *Trididemnum cyclops* Michaelsen. *Phycologia* **18**(1): 77–82; Kott, P. (2001). The Australian Ascidiacea Pt 4, Didemnidae. *Mem. Queensl. Mus.* **47**(1): 1–410 [263].

***Trididemnum discrepans* (Sluiter, 1909)**

Leptoclinium discrepans Sluiter, C.P. (1909). Die Tunicaten der Siboga Expedition. Pt II. Die merosomen Ascidien. *Siboga Exped.* **56B**: 1–112 [77].

Type data: syntypes ZMA TU579.1–TU579.2.

Type locality: Gisser, Nusa-laut Is., Indonesia.

Didemnopsis jolense Van Name, W.G. (1918). Ascidians from the Philippines and adjacent waters. *Bull. U.S. Natl Mus.* **100**(1): 49–174 [147].

Type data: holotype USNM 6040.

Type locality: Jolo, Philippines, 20 m.

Taxonomic decision for synonymy: Kott, P. (1998). Tunicata. pp. 51–259 in Wells, A. & Houston, W.W.K. (eds) *Zoological Catalogue of Australia*. Hemichordata, Tunicata, Cephalochordata. Melbourne : CSIRO Publishing, Australia Vol. 34 298 pp. [91].

Distribution: Thailand, Philippines, Indonesia, Cocos (Keeling) Islands (Aust. Terr.), Tonga, Palau, New Caledonia, Kiribati, Fiji, NT (N coast), QLD (Great Barrier Reef, NE coast), SA (S Gulfs coast), WA (N coast).

Ecology: benthic, marine.

Reference: Kott, P. (2004). New and little known species of Didemnidae (Asciacea, Tunicata) from Australia (part 1). *J. Nat. Hist.* **38**(6): 731–774 [761].

***Trididemnum dispersum* (Sluiter, 1909)**

Didemnum dispersum Sluiter, C.P. (1909). Die Tunicaten der Siboga Expedition. Pt II. Die merosomen Ascidiien. *Siboga Exped.* **56B**: 1–112 [54].

Type data: syntypes ZMA TU443.1, ZMA TU 443.2.

Type locality: Salibabu Is., Samau Is., Indonesia.

Trididemnum tegulum Kott, P. (1984). Related species of *Trididemnum* in symbiosis with Cyanophyta. *Proc. Linn. Soc. N.S.W.* **107**(4): 515–520 [515].

Type data: holotype QM GH1492, paratypes QM GH892, QM GH1337, QM GH1350, QM GH1493–5.

Type locality: under boulders on weed and rubble, Heron Is., Great Barrier Reef, QLD.

Taxonomic decision for synonymy: Kott, P. (1998). Tunicata. pp. 51–259 in Wells, A. & Houston, W.W.K. (eds) *Zoological Catalogue of Australia*. Hemichordata, Tunicata, Cephalochordata. Melbourne : CSIRO Publishing, Australia Vol. 34 298 pp. [91].

Distribution: Indonesia, NT (N coast), QLD (Great Barrier Reef), WA (Central W coast).

Ecology: benthic, marine; obligate cyanophyte symbionts.

References: Larkum, A.W.D., Cox, G.C., Hiller, R.G., Parry, D.L. & Dibbayawan, T.P. (1987). Filamentous cyanophytes containing PUB and in symbiosis with sponges and ascidians of coral reefs. *Mar. Biol.* **95**: 1–13; Kott, P. (2001). The Australian Ascidiacea Pt 4, Didemnidae. *Mem. Queensl. Mus.* **47**(1): 1–410 [267]; Kott, P. (2004). New and little known species of Didemnidae (Asciacea, Tunicata) from Australia (part 1). *J. Nat. Hist.* **38**(6): 731–774 [761]; Kott, P. (2005). New and little known species of Didemnidae (Asciacea, Tunicata) from Australia (Part 3). *J. Nat. Hist.* **39**(26): 2409–2479 [2455].

***Trididemnum farrago* Kott, 2004**

Trididemnum farrago Kott, P. (2004). Ascidiacea (Tunicata) in Australian waters of the Timor and Arafura Seas. *Beagle, Rec. Mus. Art Galleries NT* **20**: 37–81 [xx].

Type data: holotype NTM E253.

Type locality: Ashmore Reef, inner West Lagoon, 3–6 m, Timor Sea.

Distribution: WA (NW coast); known only from type locality.

Ecology: benthic, marine.

***Trididemnum lapidosum* Kott, 2001**

Trididemnum lapidosum Kott, P. (2001). The Australian Ascidiacea Pt 4, Didemnidae. *Mem. Queensl. Mus.* **47**(1): 1–410 [270].

Type data: holotype QM G308687, paratype(s) QM G304634.

Type locality: NW of Surrurier Is., Long Is., 18 m, WA [21°33.5'S 114°40.0'E].

Distribution: WA (Lower W coast, NW coast).

Ecology: benthic, marine.

***Trididemnum marmoratum* (Sluiter, 1909)**

Leptoclinum marmoratum Sluiter, C.P. (1909). Die Tunicaten der Siboga Expedition. Pt II. Die merosomen Ascidiien. *Siboga Exped.* **56B**: 1–112 [84].

Type data: lectotype ZMA TU 1277, paralectotype(s) ZMA TU584.

Subsequent designation: Spoel, S. van der (1969). Catalogue of the type specimens of Tunicata in the Zoological Museum in Amsterdam. *Bull. Zool. Mus. Amsterdam* **1**(13): 157–200 [180].

Type locality: not determined.

Distribution: Indonesia, NT (Gulf of Carpentaria, N coast).

Ecology: benthic, marine.

Reference: Kott, P. (2004). Ascidiacea (Tunicata) in Australian waters of the Timor and Arafura Seas. *Beagle, Rec. Mus. Art Galleries NT* **20**: 37–81 [61].

***Trididemnum miniatum* Kott, 1977**

Trididemnum miniatum Kott, P. (1977). Algal supporting didemnid ascidians of the Great Barrier Reef. pp. 615–621 in Taylor, D.L. (ed.) *Proceedings of the Second International Coral Reef Symposium Miami* 1. Biology. Miami : University of Miami [617].

Type data: syntypes QM G9927, G9945.

Type locality: lagoon, Heron Is., Great Barrier Reef, QLD.

Distribution: Indonesia, New Caledonia, French Polynesia, Fiji, QLD (Great Barrier Reef).

Ecology: benthic, marine; obligate *Prochloron* [Prochlorophyta] symbionts.

References: Parry, D.L. & Kott, P. (1988). Cosymbiosis in the Ascidiacea. *Bull. Mar. Sci.* **42**(1): 149–153; Kott, P. (2001). The Australian Ascidiacea Pt 4, Didemnidae. *Mem. Queensl. Mus.* **47**(1): 1–410 [271].

***Trididemnum nobile* Kott, 2001**

Trididemnum nobile Kott, P. (2001). The Australian Ascidiacea Pt 4, Didemnidae. *Mem. Queensl. Mus.* **47**(1): 1–410 [272].

DIDEMNIDAE

Type data: holotype SAMA E2630, paratypes SAMA E2633, QM GH2371.

Type locality: W of Ceduna, Tourville Bay, Davenport Creek, 6–8 m, South Australia.

Trididemnum vermiforme Kott, P. (2001). The Australian Ascidiacea Pt 4, Didemnidae. *Mem. Queensl. Mus.* **47**(1): 1–410 [289].

Type data: holotype QM G300960, paratype(s) QM G11925. Type locality: Beachport Jetty, on jetty piles, South Australia.

Taxonomic decision for synonymy: Kott, P. (2004). New and little known species of Didemnidae (Ascidiacea, Tunicata) from Australia (part 1). *J. Nat. Hist.* **38**(6): 731–774 [763].

Distribution: QLD (Central E coast), SA (Great Australian Bight, S Gulfs coast), TAS (Tas. coast), VIC (Bass Strait), WA (Lower W coast, NW coast).

Ecology: benthic, marine.

Reference: Kott, P. (2005). New and little known species of Didemnidae (Ascidiacea, Tunicata) from Australia (Part 3). *J. Nat. Hist.* **39**(26): 2409–2479 [2456].

Trididemnum nubilum Kott, 1980

Trididemnum nubilum Kott, P. (1980). Algal-bearing didemnid ascidians in the Indo-west Pacific. *Mem. Queensl. Mus.* **20**(1): 1–47 [9].

Type data: syntypes USNM 11641.

Type locality: Amoyloi Reefs, southern part of Basilan Is., 0.5–1 m, Philippines.

Distribution: Philippines, Fiji, QLD (Great Barrier Reef).

Ecology: benthic, marine; obligate *Prochloron* [Prochlorophyta] symbionts.

References: Kott, P. (1982). Didemnid-algal symbioses: host species in the western Pacific with notes on the symbiosis. *Micronesica* **18**(1): 95–127; Kott, P. (2001). The Australian Ascidiacea Pt 4, Didemnidae. *Mem. Queensl. Mus.* **47**(1): 1–410 [274].

Trididemnum paraclinides Kott, 1982

Trididemnum paraclinides Kott, P. (1982). Didemnid-algal symbioses: host species in the western Pacific with notes on the symbiosis. *Micronesica* **18**(1): 95–127 [107].

Type data: holotype QM GH575, paratype(s) QM GH144, GH91.

Type locality: Nemelis, 1m, Palau Is.

Distribution: Cocos (Keeling) Islands (Aust. Terr.), Palau, Fiji.

Ecology: benthic, marine; obligate *Prochloron* [Prochlorophyta] symbionts.

Reference: Kott, P. (2001). The Australian Ascidiacea Pt 4, Didemnidae. *Mem. Queensl. Mus.* **47**(1): 1–410 [276].

Trididemnum paracyclops Kott, 1980

Trididemnum paracyclops Kott, P. (1980). Algal-bearing didemnid ascidians in the Indo-west Pacific. *Mem. Queensl. Mus.* **20**(1): 1–47 [12].

Type data: holotype QM 12627, paratype(s) QM 12628.

Type locality: in pools behind reef crest, Heron Is., Great Barrier Reef, QLD.

Distribution: Philippines, New Caledonia, Guam, French Polynesia, Fiji, QLD (Great Barrier Reef), WA (Lower W coast).

Ecology: benthic, marine; obligate *Prochloron* [Prochlorophyta] symbionts.

References: Kott, P. (1982). Didemnid-algal symbioses: host species in the western Pacific with notes on the symbiosis. *Micronesica* **18**(1): 95–127; Kott, P. (2004). New and little known species of Didemnidae (Ascidiacea, Tunicata) from Australia (part 2). *J. Nat. Hist.* **38**(19): 2455–2526 [2503].

Trididemnum pigmentatum Kott, 2001

Trididemnum pigmentatum Kott, P. (2001). The Australian Ascidiacea Pt 4, Didemnidae. *Mem. Queensl. Mus.* **47**(1): 1–410 [278].

Type data: holotype QM G308134, paratype(s) QM GH325. Type locality: Heron Is., low tide rubble fauna, QLD.

Distribution: Indonesia, Fiji, NT (N coast), QLD (Great Barrier Reef, NE coast), WA (N coast, NW coast).

Ecology: benthic, marine.

References: Kott, P. (2004). New and little known species of Didemnidae (Ascidiacea, Tunicata) from Australia (part 2). *J. Nat. Hist.* **38**(19): 2455–2526 [2503]; Kott, P. (2005). New and little known species of Didemnidae (Ascidiacea, Tunicata) from Australia (Part 3). *J. Nat. Hist.* **39**(26): 2409–2479 [2457].

Trididemnum planum Sluiter, 1909

Trididemnum planum Sluiter, C.P. (1909). Die Tunicaten der Siboga Expedition. Pt II. Die merosomen Ascidien. *Siboga Exped.* **56B**: 1–112 [42].

Type data: lectotype ZMA TU 1273, paralectotype(s) ZMA TU 1098.

Subsequent designation: Spoel, S. van der (1969). Catalogue of the type specimens of Tunicata in the Zoological Museum in Amsterdam. *Bull. Zool. Mus. Amsterdam* **1**(13): 157–200 [197].

Type locality: Karang Lintang and Pulu Palabangan islands, on *Lithothamnion*, shore collecting, Indonesia.

Distribution: Indonesia, NT (N coast).

Ecology: benthic, marine.

Reference: Kott, P. (2004). Ascidiacea (Tunicata) in Australian waters of the Timor and Arafura Seas. *Beagle, Rec. Mus. Art Galleries NT* **20**: 37–81 [62].

Trididemnum pseudodiplosoma (Kott, 1962)

Didemnum pseudodiplosoma Kott, P. (1962). The ascidians of Australia III. Aplousobranchiata Lahille: Didemnidae. *Giard. Aust. J. Mar. Freshwat. Res.* **13**(3): 265–334 [321].

Type data: holotype AM Y1527, paratype(s) AM Y1526.

Type locality: Port Noarlunga, Gulf St Vincent, SA.

- Trididemnum crystallinum*** Kott, P. (2001). The Australian Ascidiacea Pt 4, Didemnidae. *Mem. Queensl. Mus.* **47**(1): 1–410 [263].
Type data: holotype QM G302608.
Type locality: Gulf of Carpentaria, Northern Territory, 21 m.
- Trididemnum inermum*** F. & Monniot, F. & Monniot, C. (2001). Ascidiaceans from the tropical western Pacific. *Zoosystema* **23**(2): 201–383 [263].
Type data: holotype MNHP A2 TRI 150*.
Type locality: Eastern Fields, Coral Sea, 31 m, Papua New Guinea [10°09.35'S 145°33.92'E].
Taxonomic decision for synonymy: Kott, P. (2004). Ascidiacea (Tunicata) in Australian waters of the Timor and Arafura Seas. *Beagle, Rec. Mus. Art Galleries NT* **20**: 37–81 [xx] (*T. crystallinum*); Kott, P. (2004). New and little known species of Didemnidae (Ascidiacea, Tunicata) from Australia (part 2). *J. Nat. Hist.* **38**(19): 2455–2526 [2504] (*T. inermum*).
- Distribution: NT (N coast), SA (S Gulfs coast); Coral Sea.
Ecology: benthic, marine.
Reference: Kott, P. (2001). The Australian Ascidiacea Pt 4, Didemnidae. *Mem. Queensl. Mus.* **47**(1): 1–410 [279].
- Trididemnum pusillum*** Kott, 2004
- Trididemnum pusillum*** Kott, P. (2004). New and little known species of Didemnidae (Ascidiacea, Tunicata) from Australia (part 1). *J. Nat. Hist.* **38**(6): 731–774 [764].
Type data: holotype NTM E32.
Type locality: W of Port Hedland, 40 m, WA.
- Distribution: WA (NW coast); known only from type locality.
Ecology: benthic, marine.
- Trididemnum reticulatum*** Kott, 2004
- Trididemnum reticulatum*** Kott, P. (2004). New and little known species of Didemnidae (Ascidiacea, Tunicata) from Australia (part 1). *J. Nat. Hist.* **38**(6): 731–774 [765].
Type data: holotype QM G308535.
Type locality: Slashers Reef, central Great Barrier Reef, 4 m, QLD.
- Distribution: QLD (Great Barrier Reef); known only from type locality.
Ecology: benthic, marine.
- Trididemnum savignii*** (Herdman, 1886)
- Didemnum savignii*** Herdman, W.A. (1886). Report on the Tunicata collected during the voyage of H.M.S. *Challenger* during the years 1873–1876. Pt II, Ascidiaceae compositae. *Zool. Chall. Exped.* **14**(38): 1–425 [261].
Type data: syntypes BMNH 1887.2.4.398*, BMNH 1887.2.4.399*.
Type locality: ?Bermuda, see Van Name, W.G. (1945). The North and South American ascidiaceans. *Bull. Am. Mus. Nat. Hist.* **84**: 1–476 [100].
- Didemnum tenebricosum*** Sluiter, C.P. (1909). Die Tunicaten der Siboga Expedition. Pt II. Die merosomen Ascidiaceen. *Siboga Exped.* **56B**: 1–112 [48].
Type data: neotype ZMA TU481.
Subsequent designation: Spoel, S. van der (1969). Catalogue of the type specimens of Tunicata in the Zoological Museum in Amsterdam. *Bull. Zool. Mus. Amsterdam* **1**(13): 157–200 [174].
Type locality: Roti Is., Indonesia.
Taxonomic decision for synonymy: Kott, P. (1998). Tunicata. pp. 51–259 in Wells, A. & Houston, W.W.K. (eds) *Zoological Catalogue of Australia*. Hemichordata, Tunicata, Cephalochordata. Melbourne : CSIRO Publishing, Australia Vol. 34 298 pp. [92].
- Distribution: Indonesia, Bermuda, Florida, NT (N coast), QLD (NE coast), WA (NW coast); ?West Indies.
Ecology: benthic, marine.
References: Kott, P. (2001). The Australian Ascidiacea Pt 4, Didemnidae. *Mem. Queensl. Mus.* **47**(1): 1–410 [281]; Kott, P. (2005). New and little known species of Didemnidae (Ascidiacea, Tunicata) from Australia (Part 3). *J. Nat. Hist.* **39**(26): 2409–2479 [2458].
- Trididemnum sibogae*** (Hartmeyer, 1910)
- Didemnum ramosum*** Sluiter, C.P. (1909). Die Tunicaten der Siboga Expedition. Pt II. Die merosomen Ascidiaceen. *Siboga Exped.* **56B**: 1–112 [63] [junior homonym of *Didemnum ramosum* Gottschaldt, 1898].
Type data: lectotype ZMA TU476.3, paralectotypes ZMA TU1271, ZMA 476.1-2.
Subsequent designation: Spoel, S. van der (1969). Catalogue of the type specimens of Tunicata in the Zoological Museum in Amsterdam. *Bull. Zool. Mus. Amsterdam* **1**(13): 157–200 [173].
Type locality: Jedan Is., Aru Is., 13 m, Indonesia.
- Didemnum sibogae*** Hartmeyer, R. (1910). Ascidiaceen (continuation of work by Seeliger). pp. 1489–1680 in Bronn, H.G. *Klassen und Ordnungen des Tier-Reichs*. Vol. 3, suppl., pts 88–94. Leipzig : C.F. Winter [1489] [*nom. nov.* for *Didemnum ramosum* Sluiter, 1909].
- Distribution: Indonesia, New Caledonia, NSW (Central E coast, Lower E coast), NT (Gulf of Carpentaria, N coast), QLD (Gulf of Carpentaria, NE coast), SA (Great Australian Bight, S Gulfs coast), TAS (Tas. coast), VIC (Bass Strait), WA (NW coast); Gulf of Manaa.
Ecology: benthic, marine; facultative *Prochloron* [Prochlorophyta] symbionts.
References: Parry, D.L. & Kott, P. (1988). Cosymbiosis in the Ascidiaceae. *Bull. Mar. Sci.* **42**(1): 149–153 (as *Trididemnum cerebriforme*); Monniot, F. (1995). Ascidiées de Nouvelle-Calédonie XV. Le genre *Didemnum*. *Bull. Mus. Natl. Hist. Nat. Paris (4)* **16A**(2–4): 299–344 [328]; Kott, P. (2001). The Australian Ascidiacea Pt 4, Didemnidae. *Mem. Queensl. Mus.* **47**(1): 1–410 [283]; Kott, P. (2005). New and little known species of Didemnidae (Ascidiacea, Tunicata) from Australia (Part 3). *J. Nat. Hist.* **39**(26): 2409–2479 [2458].

DIDEMNIDAE

Trididemnum spumosum Kott, 2001

Trididemnum spumosum Kott, P. (2001). The Australian Ascidiacea Pt 4, Didemnidae. *Mem. Queensl. Mus.* **47**(1): 1–410 [286].

Type data: holotype SAMA E2616.

Type locality: on *Posidonia*, 3–4 m, Edithburgh, Yorke Peninsula, SA.

Distribution: SA (S Gulfs coast); known only from type locality.

Ecology: benthic, marine.

Trididemnum tectum Kott, 2001

Trididemnum tectum Kott, P. (2001). The Australian Ascidiacea Pt 4, Didemnidae. *Mem. Queensl. Mus.* **47**(1): 1–410 [288].

Type data: holotype SAMA E2834.

Type locality: intertidal rock pools, Franklin Is., Nuyts Archipelago, SA.

Distribution: SA (Great Australian Bight); known only from type locality.

Ecology: benthic, marine.

Trididemnum tomarahi C. & F. Monniot, 1987

Trididemnum tomarahi Monniot, C. & Monniot, F. (1987). Les ascidies de Polynésie française. *Mém. Mus. Natl. Hist. Nat. Paris* **136**: 1–155 [22].

Type data: holotype MNHP A2-TRI-54*.

Type locality: Tikehau, southern part of back reef, 2 m, French Polynesia.

Distribution: Philippines, Palau, Hawaii, French Polynesia, QLD (Great Barrier Reef).

Ecology: benthic, marine.

Reference: Kott, P. (2001). The Australian Ascidiacea Pt 4, Didemnidae. *Mem. Queensl. Mus.* **47**(1): 1–410 [288].

EUHERDMANIIDAE

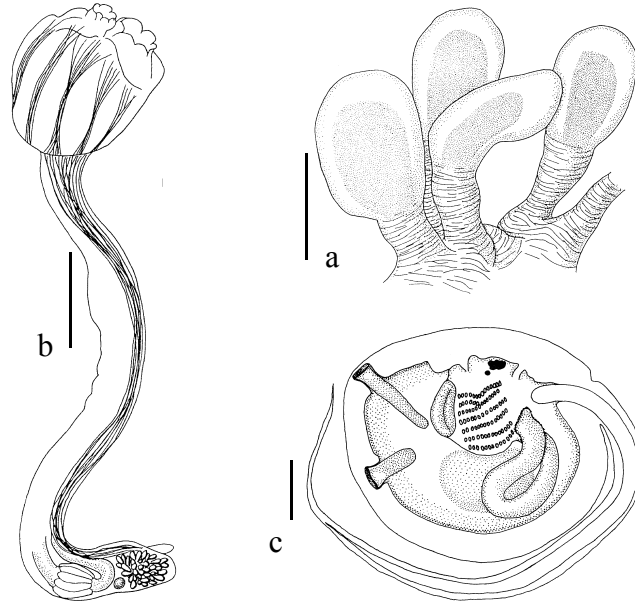


Fig. 5. *Euherdmania digitata* Millar, 1963: **a**, part of a colony; **b**, single zooid; **c**, larva. (Scale bars: a = 5.0 mm; b = 2.0 mm; c = 0.2 mm). [from Kott 1992]

In the family Euherdmaniidae Ritter, 1904 (as in the Placentelidae, Protopolyclinidae, Ritterellidae and Pseudodistomidae), atrial and branchial apertures open separately to the exterior by 6-lobed apertures, zooids are either separate (usually joined by basal stolons) or embedded in common test, and gonads are in a posterior abdomen. The Euherdmaniidae are distinguished by certain characters that suggest a close relationship with Pycnoclavellidae, namely, the stomach at the posterior end of a long narrow gut loop; embryos fertilised at the base of the oviduct and incubated as they move up the oviduct to the atrial cavity; and larval adhesive organs in the form of inverted tubes that evert for attachment to the substrate. The lobed apertures, (usually) a posterior abdomen containing the gonads, and replication by strobilation of the abdomen (rather than by generation of clones in the vascular stolon) distinguish the family from Pycnoclavellidae. Longitudinal muscle bands from the thorax converge to a band along each side of the abdomen and the posterior abdomen as in most aplousobranch families.

Euherdmaniinae was originally established as a subfamily in the Polyclinidae for aplousobranch genera with separately opening, 6-lobed atrial apertures. Kott (1992) elevated it to family status, basing the amended definition on the type species of *Euherdmania*, *Euherdmania claviformis* (Ritter, 1903). *Euherdmania* is the only known genus in the family. It contains about 10 known species worldwide, three occurring in Australian waters. They are seldom recorded, and the known geographic ranges of most species are limited.

References

- Kott, P. (1992). The Australian Ascidiacea Pt 3, Aplousobranchia (2). *Mem. Queensl. Mus.* **32**(2): 377–620
- Ritter, W.E. (1903). The structure and affinities of *Herdmania claviformis*, the type of a new genus and family of ascidians from the coast of California. pp. 237–261, pls xviii, xix. *in*, *Mark Anniversary Volume*. New York : Henry Holt & Co.
- Ritter, W.E. (1904). *Euherdmania* vs. *Herdmania* preoccupied. *Zool. Anz.* **27**: 650–651
- Euherdmania* Ritter, 1904**
- Euherdmania* Ritter, W.E. (1904). *Euherdmania* vs. *Herdmania* preoccupied. *Zool. Anz.* **27**: 650–651 [650].
Type species: *Herdmania claviformis* Ritter, 1903 by original designation.
- Extralimital distribution: pantropical. See: Kott, P. (1992). The Australian Ascidiacea Pt 3, Aplousobranchia (2). *Mem. Queensl. Mus.* **32**(2): 377–620 [415].
- Euherdmania dentatosiphonis* (Millar, 1975)**
- Clavelina dentatosiphonis* Millar, R.H. (1975). Ascidians from the Indo-West Pacific region in the Zoological Museum, Copenhagen (Tunicata, Ascidiacea). *Steenstrupia* **3**(20): 205–336 [211].
Type data: holotype ZMUC 11.xi.1951*.
Type locality: 100 m, Tasman Sea [30°00'S 154°34'E].
- Distribution: NSW (SE oceanic); known only from type locality.
Ecology: benthic, marine; 100 m on coral.
- Euherdmania digitata* Millar, 1963**
- Euherdmania digitata* Millar, R.H. (1963). Australian ascidians in the British Museum (Natural History). *Proc. Zool. Soc. Lond.* **141**(4): 689–746 [698].
Type data: holotype BMNH 30.10.8.10a.
Type locality: Cape Boileau, north WA.
- Distribution: Palau, New Caledonia, French Polynesia, QLD (Great Barrier Reef), SA (S Gulfs coast), WA (NW coast); also Ponape.
Ecology: benthic, marine.
Reference: Kott, P. (1992). The Australian Ascidiacea Pt 3, Aplousobranchia (2). *Mem. Queensl. Mus.* **32**(2): 377–620 [417].
- Euherdmania translucida* Kott, 1992**
- Euherdmania translucida* Kott, P. (1992). The Australian Ascidiacea Pt 3, Aplousobranchia (2). *Mem. Queensl. Mus.* **32**(2): 377–620 [420].
Type data: holotype SAMA E2092, paratype(s) SAMA E2056, E2093.
Type locality: offshore, North Point, Marum Is., Sir Joseph Banks Group, 8 m, SA.
- Distribution: SA (S Gulfs coast).
Ecology: benthic, marine; sand and in root mats of *Posidonia* [Posidoniaceae].

HOLOZOIDAE

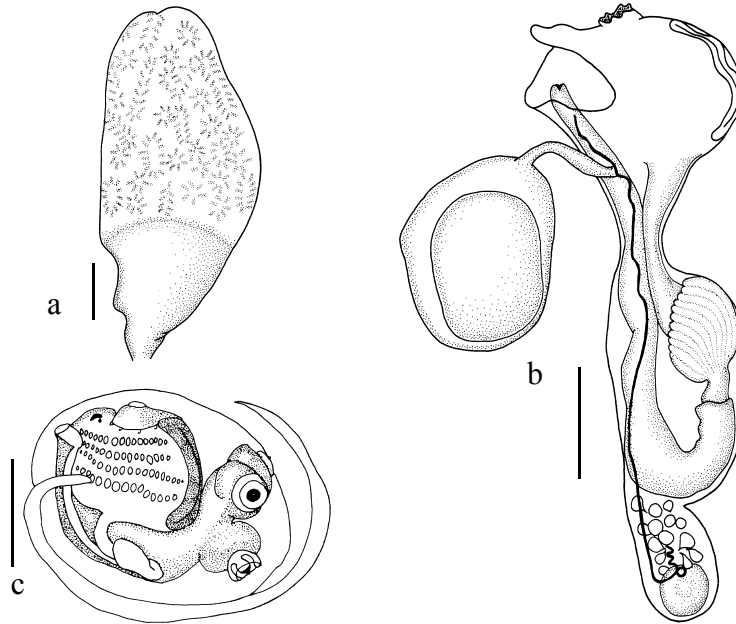


Fig. 6. *Distaplia stylifera* (Kowalevsky, 1874): **a**, colony; **b**, zooid; **c**, larva. (Scale bars: a = 10.0 mm; b, c, = 0.5 mm). [from Kott 1990]

Holozoidae Berrill, 1950 have zooids embedded in soft fleshy test (without sand or other inclusions). Colonies are either sessile cushions or sheets, or they have relatively thick fleshy stalks with rounded to long or fan-shaped heads containing the zooids. Branchial openings are 6-lobed. In certain genera, atrial openings are on 6-lobed siphons either to the exterior (*Polydistoma* Kott, 1990 and *Sigillina* Savigny, 1816), or into a cloacal cavity (*Hypodistoma* Tokioka, 1967). In other genera, the atrial openings are sessile and wide, with an anterior lip, and they expose a great part of the branchial sac directly to a common cloacal cavity. In this family, the gut loop is relatively short and the stomach is about half to two-thirds of the distance down the descending limb. The gonads are in the loop of the gut or project behind it into the top of the vascular stolon, or in a sac separated from the abdomen by a narrow constriction. They are smaller and more contained than those of Clavelinidae, testis follicles being fewer in number and often arranged in a circle, and the ovary small and sac-like. Fertilisation occurs in a brood pouch (formed by a loop of the oviduct) that projects out from the posterior end of the thorax. Body musculature is mostly longitudinal, the fine bands on the thorax continuing along each side of the abdomen and often onto a posterior abdominal vascular stolon (in *Sigillina*, *Hypodistoma*, *Polydistoma* and *Hypsistozoa* Brewin, 1953). Muscles are confined to the thorax in *Neodistoma* Kott, 1990, *Distaplia* Della Vale, 1881 and *Sycozoa* Lesson, 1832. Occasionally some fine circular bands are also in the thorax (in a few species of *Sigillina*). Often a large gastric vesicle is halfway along the gastric duct that extends between stomach and intestine.

HOLOZOIDAE

Replication in *Sycozoa* and *Distaplia* is known to occur by strobilation of an isolated vegetative stolon (which contains vestiges of the left epicardial sac). In the other genera it may occur by strobilation of the posterior abdominal stolon (which also contains the epicardial sacs), although this has not been investigated specifically. The vegetative and vascular stolons are in the stalk or the base of the colony, where rows of developing vegetative zooids often are found.

Although diverse, this family is thought to be monophyletic because of the thoracic brood pouches, long vascular stolons, replication by division of a posterior abdominal stolon, relatively small zooids with short abdomina, and a limited number of rows of stigmata. The highly organised cloacal systems of *Distaplia*, *Sycozoa* and *Neodistoma*, and their zooids with musculature confined to the thorax, are different from the other genera in the family. There are, however, intermediate forms, such as *Hypsistozoa* which do have muscles on a vascular stolon like those of *Sigillina* although their zooids and larvae otherwise resemble those of *Distaplia*; and *Polydistoma* and *Hypodistoma* which have cloacal systems and short almost horizontal gut loops like *Distaplia*, but 6-lobed apertures and muscles on the vascular stolon like *Sigillina*. Further diversity in the zooids is displayed in *Distaplia* which has gonads either projecting posterior to the gut loop in a stalked pouch or enclosed in the gut loop.

Larvae are relatively large in all genera and display generic differences. Larvae of *Sigillina* and *Hypodistoma* are some of the largest known in the Ascidiacea with trunks up to 4.0 mm long and particularly large median adhesive organs. In *Hypsistozoa*, *Distaplia* and *Sycozoa* larvae are smaller, with triradially arranged adhesive organs and sometimes blastozooids developing from a stolon of the oozoid.

The family is well represented in Australian waters. *Sigillina*, *Sycozoa* and *Distaplia* in particular are well represented. *Sigillina* is a genus of the tropical to temperate Australian and African waters; *Sycozoa* is not known north of Japan but is common in the Antarctic and Subantarctic; *Hypsistozoa* is known only from temperate Australia and New Zealand; *Hypodistoma* is known only from South Africa and temperate and tropical Australian waters; and *Polydistoma* and *Neodistoma* are known only from southern Australia. *Distaplia* is the only genus with a cosmopolitan distribution.

The family was proposed first as a subfamily, Holozoinae, of the family Clavelinidae Forbes & Hanley, 1848. It was revised and elevated to family status by Kott (1990).

References

- Berrill, N.J. (1950). The Tunicata. *Ray Soc. Publs* **133**: 1–354
- Brewin, B.I. (1953). Australian ascidians of the sub-family Holozoinae and a review of the sub-family. *Trans. R. Soc. N.Z.* **81**(1): 53–64
- Brewin, B.I. (1956). The growth and development of a viviparous compound ascidian, *Hypsistozoa fasmeriana*. *Q. J. Microsc. Sci.* **97**: 435–454
- Della Valle, A. (1881). Nuove contribuzioni alla storia naturale delle ascidie composte del Golfo di Napoli. *Atti Accad. nag. Lincei Series 3, Memoir* **10**: 431–498
- Forbes, E. & Hanley, S.C.T. (1952). *A History of British Mollusca and their Shells*. (1848–1952). London : John van Voorst Vol. 1,2 & 4 (appendix) pp. 1–54, 369–376, 244–246
- Kott, P. (1990). The Australian Ascidiacea Pt 2, Aplousobranchia (1). *Mem. Queensl. Mus.* **29**(1): 1–266
- Lesson, R.P. (1832). Zoologie. pp. 256–279, 433–440 in Lesson, R.P. *Voyage autour du Monde sur la Corvette La Coquille pendant 1822–1825*. Paris : P. Pourret Freres Vol. 2(1)

Savigny, J.C. (1816). Recherches anatomiques sur les ascidies composées et sur les ascidies simples—Système de la classe des Ascidies pp. 1–239. In *Mémoires sur les Animaux sans Vertèbres*, Pt 2. Paris : G. Dufour.

Tokioka, T. (1967). Pacific Tunicata of the United States National Museum. *Bull. U.S. Natl Mus.* **251**: 1–242

Distaplia Della Valle, 1881

Holozoa Lesson, R.P. (1832). Zoologie. pp. 256–279, 433–440 in Lesson, R.P. *Voyage autour du Monde sur la Corvette La Coquille pendant 1822–1825*. Paris : P. Pourret Freres Vol. 2(1) [439] [senior synonym, suppressed in favour of *Distaplia* Della Valle, 1881, see Hartmeyer, R. (1915). *Ascidium nomina conservanda*. pp. 247–258 in Apstein, C. *Nomina Conservanda. Sber. Ges. Naturf. Freunde Berl.* **1915b**: 247–258].

Type species: *Holozoa cylindrica* Lesson, 1832 by monotypy.

Distaplia Della Valle, A. (1881). Nuove contribuzioni alla storia naturale delle ascidie composte del Golfo di Napoli. *Atti Accad. nag. Lincei Series 3, Memoir* **10**: 431–498 [455]. Type species: *Distaplia magnilarva* Della Valle, 1881 by original designation.

Julinia Calman, W.T. (1894). On *Julinia*, a new genus of compound ascidians from the Antarctic Ocean. *Q. J. Microsc. Sci.* (2)**37**: 1–17 [1].

Type species: *Julinia australis* Calman, 1894 by monotypy.

Leptobotrylloides Oka, A. (1927). Zur kenntnis der japanischen Botryllidae. *Proc. Imp. Acad. Japan* **3**(9): 607–609 [607].

Type species: *Leptobotrylloides dubium* Oka, 1927 by monotypy.

Taxonomic decision for synonymy: Hartmeyer, R. (1909). *Ascidien* (continuation of work by Seeliger). pp. 1281–1488 in Bronn, H.G. *Klassen und Ordnungen des Tier-Reichs*. Leipzig : C.F. Winter Vol. 3, suppl. pts 81–87 [1437]; Tokioka, T. (1953). *Ascidians of Sagami Bay*. Tokyo : Iwanami Shoten 313 pp. 79 pls [206].

Extralimital distribution: worldwide. See: Hartmeyer, R. (1924). *Ascidacea*, part II. Zugleich eine Übersicht über die Arktische und boreale Ascidienfauna auf tiergeographischer Grundlage. *Ingolf-Exped.* **2**(7): 1–275; Harant, H. (1929). *Ascidies provenant des croisières du Prince Albert Ier de Monaco. Résultats de Campagnes Scientifique accomplies (Monaco)* **75**: 1–110; Van Name, W.G. (1945). The North and South American ascidians. *Bull. Am. Mus. Nat. Hist.* **84**: 1–476; Berrill, N.J. (1950). The Tunicata. *Ray Soc. Publs* **133**: 1–354; Kott, P. (1962). The ascidians of Australia III. Aplousobranchiata Lahille: Didemnidae Giard. *Aust. J. Mar. Freshwat. Res.* **13**(3): 265–334; Millar, R.H. (1962). Further descriptions of South African ascidians. *Ann. S. Afr. Mus.* **56**(7): 113–221; Kott, P. (1969). Antarctic Ascidacea. A monographic account of the known species based on specimens collected under U.S. Government auspices 1947 to 1963.

Antarct. Res. Ser. **13**: i–xv 1–239; Millar, R.H. (1982). The marine fauna of New Zealand. *Mem. N.Z. Oceanogr. Inst.* **85**: 1–117; Kott, P. (1990). The Australian Ascidacea Pt 2, Aplousobranchia (1). *Mem. Queensl. Mus.* **29**(1): 1–266; Nishikawa, T. (1990). The ascidians of the Japan Sea 1. *Publ. Seto Mar. Biol. Lab.* **34**(4–6): 73–148.

Distaplia australiensis Brewin, 1953

Distaplia australiensis Brewin, B.I. (1953). Australian ascidians of the sub-family Holozoinae and a review of the sub-family. *Trans. R. Soc. N.Z.* **81**(1): 53–64 [61].

Type data: holotype AM U3842.

Type locality: south of Tasmania, 43 m, TAS.

Distribution: SA (S Gulfs coast), TAS (Bass Strait, Tas. coast), VIC (Bass Strait).

Ecology: benthic, marine.

References: Kott, P. (1990). The Australian Ascidacea Pt 2, Aplousobranchia (1). *Mem. Queensl. Mus.* **29**(1): 1–266 [113]; Kott, P. (2004). Ascidacea (Tunicata) in Australian waters of the Timor and Arafura Seas. *Beagle, Rec. Mus. Art Galleries NT* **20**: 37–81 [46].

Distaplia cuscina Kott, 1990

Distaplia cuscina Kott, P. (1990). The Australian Ascidacea Pt 2, Aplousobranchia (1). *Mem. Queensl. Mus.* **29**(1): 1–266 [115].

Type data: holotype QM GH4381, paratype(s) QM GH4124.

Type locality: Wistari Reef, Capricorn Group, QLD.

Distribution: QLD (Great Barrier Reef).

Ecology: benthic, marine; rubble fauna, lowtide.

Distaplia dubia (Oka, 1927)

Leptobotrylloides dubium Oka, A. (1927). Zur kenntnis der japanischen Botryllidae. *Proc. Imp. Acad. Japan* **3**(9): 607–609 [607].

Type data: type status unknown UTZM (depository uncertain, not found).

Type locality: Japan.

Distaplia japonica Tokioka, T. (1951). Contributions to Japanese ascidian fauna. IV. Notes on some ascidians collected in Osaka Bay I. *Publ. Seto Mar. Biol. Lab. Kyoto Univ.* **1**(4): 169–182 [169].

Type data: syntypes SMBL 90*.

Type locality: Osaka Bay.

Distaplia yezoensis Tokioka, T. (1951). The fauna of Akkeshi Bay XVIII. Ascidacea. *Publications from the Akkeshi Marine Biological Station* **1**: 1–24 [4].

Type data: type status unknown.

Type locality: Akkeshi Bay, Japan.

Distaplia imaii Hirai, E. (1952). On a new species of compound ascidian, *Distaplia imaii* n.sp. from Japan. *Sci. Rep. Tôhoku Univ.* (4)19(3): 211–214 [211].

Type data: type status unknown.

Type locality: Otaru, Hokkaido, Japan.

Taxonomic decision for synonymy: Tokioka, T. (1953). *Ascidians of Sagami Bay*. Tokyo: Iwanami Shoten 313 pp. 79 pls [206]; Tokioka, T. (1963). Contributions to the Japanese ascidian fauna XX. The outline of Japanese ascidian fauna as compared with that of the Pacific coasts of North America. *Publ. Seto Mar. Biol. Lab. Kyoto Univ.* 11(1): 131–156 [135].

Distribution: Japan, Lord Howe Island, NSW (SE oceanic).

Ecology: benthic, marine.

Reference: Kott, P. (1990). The Australian Ascidiacea Pt 2, Aplousobranchia (1). *Mem. Queensl. Mus.* 29(1): 1–266 [116].

Distaplia florida Kott, 1990

Distaplia florida Kott, P. (1990). The Australian Ascidiacea Pt 2, Aplousobranchia (1). *Mem. Queensl. Mus.* 29(1): 1–266 [118].

Type data: holotype QM GH4103.

Type locality: reef, Julian Rocks, Byron Bay, 10 m, NSW.

Distribution: NSW (Central E coast), SA (Great Australian Bight), TAS (Bass Strait).

Ecology: benthic, marine.

Distaplia mikropnoa Sluiter, 1909

Distaplia mikropnoa Sluiter, C.P. (1909). Die Tunicaten der Siboga Expedition. Pt II. Die merosomen Ascidien. *Siboga Exped.* 56B: 1–112 [94].

Type data: holotype ZMA TU 830.

Type locality: 16–32 m, with *Lithothamnion*, anchorage off North-Ubian [6°7.5'S 120°26'E].

Distribution: Indonesia, Palau, NT (N coast), WA (N coast); west Pacific Ocean.

Ecology: benthic, marine.

Reference: Kott, P. (2002). Ascidiacea (Tunicata) from Darwin, Northern Territory, Australia. *Beagle, Rec. Mus. Art Galleries NT* 18: 19–55 [24].

Distaplia muriella Kott, 1990

Distaplia muriella Kott, P. (1990). The Australian Ascidiacea Pt 2, Aplousobranchia (1). *Mem. Queensl. Mus.* 29(1): 1–266 [119].

Type data: holotype WAM 135.75, paratype(s) WAM 32.75.

Type locality: Blackwall Reach, Swan River estuary, 20 m, WA.

Distribution: WA (Lower W coast); known only from the Swan River estuary.

Ecology: benthic; brackish water.

Distaplia pallida Kott, 1990

Distaplia pallida Kott, P. (1990). The Australian Ascidiacea Pt 2, Aplousobranchia (1). *Mem. Queensl. Mus.* 29(1): 1–266 [121].

Type data: holotype QM GH4102, paratype(s) QM G11923.

Type locality: on jetty pile, Portsea, 4 m, VIC.

Distribution: SA (Great Australian Bight, S Gulfs coast), TAS (Bass Strait, Tas. coast), VIC (Bass Strait).

Ecology: benthic, marine; growing on rubble.

Distaplia prolifera Kott, 1990

Distaplia prolifera Kott, P. (1990). The Australian Ascidiacea Pt 2, Aplousobranchia (1). *Mem. Queensl. Mus.* 29(1): 1–266 [122].

Type data: holotype WAM 812.83 (QM GH2103).

Type locality: 11 nautical miles NW Port Hedland, 14 m, WA [20°12'S 118°25'E].

Distribution: WA (NW coast); known only from type locality.

Ecology: benthic, marine.

Distaplia racemosa Kott, 1990

Distaplia racemosa Kott, P. (1990). The Australian Ascidiacea Pt 2, Aplousobranchia (1). *Mem. Queensl. Mus.* 29(1): 1–266 [124].

Type data: holotype NTM E9 (QM GH4366).

Type locality: Cootamundra Shoals, 36 m, Arafura Sea, NT [10°49'49"S 129°12'54"E].

Distaplia cuspidis Kott, P. (2002). Ascidiacea (Tunicata) from Darwin, Northern Territory, Australia. *Beagle, Rec. Mus. Art Galleries NT* 18: 19–55 [23].

Type data: holotype NTM E171, paratype(s) NTM E198.

Type locality: Darwin, Plater Rock, 8–10 m, NT.

Taxonomic decision for synonymy: Kott, P. (2004). Ascidiacea (Tunicata) in Australian waters of the Timor and Arafura Seas. *Beagle, Rec. Mus. Art Galleries NT* 20: 37–81 [44].

Distribution: Palau, NT (N coast).

Ecology: benthic, marine.

Distaplia regina Kott, 1990

Distaplia regina Kott, P. (1990). The Australian Ascidiacea Pt 2, Aplousobranchia (1). *Mem. Queensl. Mus.* 29(1): 1–266 [125].

Type data: holotype QM GH4201, paratype(s) QM GH4202.

Type locality: Capricorn Group, Heron Is., QLD.

Distribution: QLD (Great Barrier Reef); known only from type locality.

Ecology: benthic, marine.

Reference: Kott, P. (2002). Ascidiacea (Tunicata) from Darwin, Northern Territory, Australia. *Beagle, Rec. Mus. Art Galleries NT* 18: 19–55 [20] (in which this species is said to have been recorded from Darwin in error).

***Distaplia retinaculata* Kott, 1990**

Distaplia retinaculata Kott, P. (1990). The Australian Ascidiacea Pt 2, Aplousobranchia (1). *Mem. Queensl. Mus.* **29**(1): 1–266 [125].

Type data: holotype MV F53267 (QM GH4127), paratype(s) MV F53268.

Type locality: reef, Ninety Mile Beach, 1.5 km off McGauran's Beach, 15 m, VIC.

Distribution: VIC (Bass Strait); known only from type locality.

Ecology: benthic, marine.

***Distaplia stylifera* (Kowalevsky, 1874)**

Didemnum styliferum Kowalevsky, A. (1874). Ueber die Knospung der Ascidien. *Arch. Mikrosk. Anat. Entwicklungsmech.* **10**: 441–470 [443].

Type data: holotype (probable) ZMUC (depository uncertain, not found).

Type locality: Red Sea.

Distribution: QLD (NE coast), SA (Great Australian Bight), WA (Central W coast, Lower W coast, NW coast); west Pacific Ocean and Indian Ocean.

Ecology: benthic, marine.

Reference: Kott, P. (1990). The Australian Ascidiacea Pt 2, Aplousobranchia (1). *Mem. Queensl. Mus.* **29**(1): 1–266 [127].

***Distaplia tokiokai* Kott, 1990**

Distaplia tokioka Kott, P. (1990). The Australian Ascidiacea Pt 2, Aplousobranchia (1). *Mem. Queensl. Mus.* **29**(1): 1–266 [129].

Type data: holotype SAMA E2081, paratype(s) QM GH4179.

Type locality: Avoid Bay, Price Is., Great Australian Bight, 15–20 m, SA.

Distribution: SA (Great Australian Bight); known only from type locality.

Ecology: benthic, marine.

***Distaplia turboensis* Kott, 2004**

Distaplia turboensis Kott, P. (2004). Ascidiacea (Tunicata) in Australian waters of the Timor and Arafura Seas. *Beagle, Rec. Mus. Art Galleries NT* **20**: 37–81 [45].

Type data: holotype NTM E321, paratype(s) QM G308748.

Type locality: Dawson Rock, Bynoe Harbour, 5–8 m, NT.

Distribution: NT (N coast), QLD (Central E coast, NE coast).

Ecology: benthic, marine.

***Distaplia violetta* Kott, 1990**

Distaplia violetta Kott, P. (1990). The Australian Ascidiacea Pt 2, Aplousobranchia (1). *Mem. Queensl. Mus.* **29**(1): 1–266 [130].

Type data: holotype QM GH1358, paratype(s) QM GH4130.

Type locality: Wistari Reef, Capricorn Group, QLD.

Distribution: QLD (Great Barrier Reef, NE coast); west Pacific Ocean.

Ecology: benthic, marine; rubble fauna.

***Distaplia viridis* Kott, 1957**

Distaplia viridis Kott, P. (1957). Ascidiacea of Australia II. Aplousobranchiata Lahille; Clavelinidae Forbes and Hanley and Polyclinidae Verrill. *Aust. J. Mar. Freshwat. Res.* **8**(1): 64–110 [96].

Type data: syntypes AM Y1182, Y2070, Y2069.

Type locality: Victor Harbour, Gulf St Vincent, SA.

Distribution: QLD (NE coast), SA (Great Australian Bight, S Gulfs coast), VIC (Bass Strait).

Ecology: benthic, marine; to 8 m.

Reference: Kott, P. (1990). The Australian Ascidiacea Pt 2, Aplousobranchia (1). *Mem. Queensl. Mus.* **29**(1): 1–266 [132].

***Hypodistoma* Tokioka, 1967**

Hypodistoma Tokioka, T. (1967). Pacific Tunicata of the United States National Museum. *Bull. U.S. Natl. Mus.* **251**: 1–242 [124].

Type species: *Distoma deerrata* Sluiter, 1895 by original designation.

Extralimital distribution: west Pacific Ocean. See: Kott, P. (1990). The Australian Ascidiacea Pt 2, Aplousobranchia (1). *Mem. Queensl. Mus.* **29**(1): 1–266.

***Hypodistoma deerratum* (Sluiter, 1895)**

Distoma deerrata Sluiter, C.P. (1895). Tunicaten. In: Semon, R. Zoologische Forschungsreisen in Australien und den Malayischen Archipel. *Denkschr. Med.-Naturw. Ges. Jena* **8**: 163–186; Nachtrag zu den tunicaten: 325–326. [167].

Type data: holotype ZMA TU38.

Type locality: Thursday Is., Torres Strait.

Polycitor coalitus Sluiter, C.P. (1909). Die Tunicaten der Siboga Expedition. Pt II. Die merosomen Ascidien. *Siboga Exped.* **56B**: 1–112 [23].

Type data: holotype ZMA TU19.

Type locality: 32 m, Indonesia [1°42'30"S 130°47'30"E].

Taxonomic decision for synonymy: Kott, P. (1990). The Australian Ascidiacea Pt 2, Aplousobranchia (1). *Mem. Queensl. Mus.* **29**(1): 1–266 [106].

Distribution: NT (Gulf of Carpentaria), QLD (NE coast), WA (Central W coast, Lower W coast, NW coast).

Ecology: benthic, marine; sea floor habitats to 80 m.

***Hypodistoma mirabile* (Kott, 1972)**

Atapozoa mirabilis Kott, P. (1972). The ascidians of South Australia II. Eastern Sector of the Great Australian Bight and Investigator Strait. *Trans. R. Soc. S. Aust.* **96**(4): 165–196 [169].

Type data: holotype SAMA E899, paratype(s) SAMA E896.

Type locality: floor of cave, Elliston Bay, 6 m, SA.

Distribution: SA (Great Australian Bight), VIC (Bass Strait).

Ecology: benthic, marine; often in caves with strong water movement, to 16 m.

Hypsistozoa Brewin, 1953

Hypsistozoa Brewin, B.I. (1953). Australian ascidians of the sub-family Holozoinae and a review of the sub-family. *Trans. R. Soc. N.Z.* **81**(1): 53–64 [56].

Type species: *Distaplia fasmeriana* Michaelsen, 1924 by original designation.

Extralimital distribution: Peru-Chile Trench. See: Kott, P. (1990). The Australian Ascidiacea Pt 2, Aplousobranchia (1). *Mem. Queensl. Mus.* **29**(1): 1–266.

Hypsistozoa distomoides (Herdman, 1899)

Amaroucium distomoides Herdman, W.A. (1898). Note on the Tunicata fauna of Australian seas. *Ann. Mag. Nat. Hist.* **7**(1): 443–450 [448] [*nom. nud.*].

Amaroucium distomoides Herdman, W.A. (1899). Descriptive catalogue of the Tunicata in the Australian Museum. *Australian Museum, Sydney, Catalogue* **17**: 1–139 [72].

Type data: holotype AM G2106.

Type locality: Port Jackson, NSW.

Taxonomic decision for new combination: Kott, P. (1990). The Australian Ascidiacea Pt 2, Aplousobranchia (1). *Mem. Queensl. Mus.* **29**(1): 1–266 [134] (as *Hypsistozoa distomoides*).

Distribution: NSW (Lower E coast), SA (Great Australian Bight, S Gulfs coast), TAS (Tas. coast).

Ecology: benthic, marine; to 20 m.

Neodistoma Kott, 1990

Neodistoma Kott, P. (1990). The Australian Ascidiacea Pt 2, Aplousobranchia (1). *Mem. Queensl. Mus.* **29**(1): 1–266 [135].

Type species: *Neodistoma mammillatum* Kott, 1990 by original designation.

Neodistoma mammillatum Kott, 1990

Neodistoma mammillatum Kott, P. (1990). The Australian Ascidiacea Pt 2, Aplousobranchia (1). *Mem. Queensl. Mus.* **29**(1): 1–266 [135].

Type data: holotype SAMA E1984 (QM GH4104), paratype(s) QM GH2424.

Type locality: reef, Seacliff, Gulf St Vincent, 12 m, SA.

Distribution: SA (S Gulfs coast); known only from type locality.

Ecology: benthic, marine; low limestone reef, on top of rocks, also in caves and under rocks.

Polydistoma Kott, 1990

Polydistoma Kott, P. (1990). The Australian Ascidiacea Pt 2, Aplousobranchia (1). *Mem. Queensl. Mus.* **29**(1): 1–266 [101].

Type species: *Polydistoma fungiforme* Kott, 1990 by original designation.

Polydistoma fungiforme Kott, 1990

Polydistoma fungiforme Kott, P. (1990). The Australian Ascidiacea Pt 2, Aplousobranchia (1). *Mem. Queensl. Mus.* **29**(1): 1–266 [102].

Type data: holotype WAM 881.83, paratype(s) WAM 880.83 (QM GH2111).

Type locality: about 27 km W of Cliff Head, Dongara, 44 m, WA [29°30'S 114°41'18"E–29°31'42"S 114°42'E].

Distribution: WA (Lower W coast); known only from type locality.

Ecology: benthic, marine.

Polydistoma longitube (Kott, 1957)

Polycitor longitubis Kott, P. (1957). Ascidians of Australia II. Aplousobranchiata Lahille; Clavelinidae Forbes and Hanley and Polyclinidae Verrill. *Aust. J. Mar. Freshwat. Res.* **8**(1): 64–110 [80].

Type data: holotype AM Y802.

Type locality: SW Australia.

Taxonomic decision for new combination: Kott, P. (1990). The Australian Ascidiacea Pt 2, Aplousobranchia (1). *Mem. Queensl. Mus.* **29**(1): 1–266 [104] (as *Polydistoma longitube*).

Distribution: WA (Lower W coast); known only from type locality, from unspecified locality.

Ecology: benthic, marine.

Protoholozoa Kott, 1969

Protoholozoa Kott, P. (1969). Antarctic Ascidiacea. A monographic account of the known species based on specimens collected under U.S. Government auspices 1947 to 1963. *Antarct. Res. Ser.* **13**: i–xv 1–239 [35].

Type species: *Protoholozoa pedunculata* Kott, 1969 by monotypy.

Extralimital distribution: Antarctic Region; west Pacific Ocean, The Azores. See: Kott, P. (1992). The Australian Ascidiacea, supplement 2. *Mem. Queensl. Mus.* **32**(2): 621–655.

Protoholozoa australiensis Kott, 1992

Protoholozoa australiensis Kott, P. (1992). The Australian Ascidiacea, supplement 2. *Mem. Queensl. Mus.* **32**(2): 621–655 [628].

Type data: holotype SAMA E2423, paratype(s) SAMA E2422.

Type locality: 1 km NE Margaret Brock Reef off Cape Jaffa, 7–15 m, SA.

Distribution: SA (S Gulfs coast); known only from type locality.

Ecology: benthic, marine; in overhangs and caverns.

Sigillina Savigny, 1816

Sigillina Savigny, J.C. (1816). Recherches anatomiques sur les ascidies composées et sur les ascidies simples—Système de la classe des Ascidies pp. 1–239. In *Mémoires sur les Animaux sans Vertèbres*, Pt 2. Paris : G. Dufour. [40].

Type species: *Sigillina australis* Savigny, 1816 by monotypy.

Hyperiodistoma Michaelsen, W. (1930). Ascidiæ Krikobranchiæ. *Fauna Südwest-Aust.* **5**(7): 463–558 [490]. Type species: *Colella moebiusi* Hartmeyer, 1905 by original designation.

Atapozoa Brewin, B.I. (1956). *Atapozoa marshi*, a compound ascidian from Western Australia. *J. Proc. R. Soc. West. Aust.* **40**(1): 31–32 [3].

Type species: *Atapozoa marshii* Brewin, 1956 by monotypy.

Taxonomic decision for synonymy: Kott, P. (1990). The Australian Ascidiacea Pt 2, Aplousobranchia (1). *Mem. Queensl. Mus.* **29**(1): 1–266 [86].

Extralimital distribution: west Indian Ocean, west Pacific Ocean. See: Kott, P. (1990). The Australian Ascidiacea Pt 2, Aplousobranchia (1). *Mem. Queensl. Mus.* **29**(1): 1–266 [86].

Sigillina australis Savigny, 1816

Sigillina australis Savigny, J.C. (1816). Recherches anatomiques sur les ascidies composées et sur les ascidies simples—Système de la classe des Ascidies pp. 1–239. In *Mémoires sur les Animaux sans Vertèbres*, Pt 2. Paris : G. Dufour. [179].

Type data: holotype MNHP A3 SIG.1*.

Type locality: southwest coast of Australia (as New Holland), 40 m, WA.

Atapozoa marshi Brewin, B.I. (1956). *Atapozoa marshi*, a compound ascidian from Western Australia. *J. Proc. R. Soc. West. Aust.* **40**(1): 31–32 [31].

Type data: holotype AM U3843.

Type locality: Triggs Is., WA.

Taxonomic decision for synonymy: Kott, P. (1990). The Australian Ascidiacea Pt 2, Aplousobranchia (1). *Mem. Queensl. Mus.* **29**(1): 1–266 [87].

Distribution: New Zealand, NSW (Lower E coast), SA (Great Australian Bight, S Gulfs coast), WA (Central W coast, Lower W coast, NW coast).

Ecology: benthic, marine; roofs of caverns, under reefs.

Sigillina cyanea (Herdman, 1899)

Colella cyanea Herdman, W.A. (1898). Note on the Tunicata fauna of Australian seas. *Ann. Mag. Nat. Hist.* **7**(1): 443–450 [447] [*nom. nud.*].

Colella cyanea Herdman, W.A. (1899). Descriptive catalogue of the Tunicata in the Australian Museum. *Australian Museum, Sydney, Catalogue* **17**: 1–139 [70].

Type data: syntypes AM U153, U346.

Type locality: Port Jackson, NSW.

Sigillina caerulea Sluiter, C.P. (1909). Die Tunicaten der Siboga Expedition. Pt II. Die merosomen Ascidien. *Siboga Exped.* **56B**: 1–112 [31].

Type data: type status unknown ZMA (depository uncertain, not found).

Type locality: Pulu Jedan, east coast of Aru Is., 13 m, Indonesia.

Taxonomic decision for synonymy: Kott, P. (1990). The Australian Ascidiacea Pt 2, Aplousobranchia (1). *Mem. Queensl. Mus.* **29**(1): 1–266 [89].

Distribution: NSW (Central E coast, Lower E coast), QLD (Central E coast, Great Barrier Reef), WA (Central W coast, Lower W coast, NW coast, SW coast).

Ecology: benthic, marine; to 150 m.

Sigillina fantasiana (Kott, 1957)

Eudistoma fantasiana Kott, P. (1957). Ascidians of Australia II. Aplousobranchiata Lahille; Clavelinidae Forbes and Hanley and Polyclinidae Verrill. *Aust. J. Mar. Freshwat. Res.* **8**(1): 64–110 [76].

Type data: holotype AM Y1276.

Type locality: Reevesby Is., SA.

Distribution: SA (Great Australian Bight, S Gulfs coast), TAS (Bass Strait, Tas. coast), VIC (Bass Strait), WA (Lower W coast).

Ecology: benthic, marine; colonies often around stems of seaweed (*Hormosira*) [Phaeophyta].

Reference: Kott, P. (1990). The Australian Ascidiacea Pt 2, Aplousobranchia (1). *Mem. Queensl. Mus.* **29**(1): 1–266 [92].

Sigillina grandissima Kott, 1990

Sigillina grandissima Kott, P. (1990). The Australian Ascidiacea Pt 2, Aplousobranchia (1). *Mem. Queensl. Mus.* **29**(1): 1–266 [93].

Type data: holotype WAM 846.83 (QM GH2114), paratypes WAM 782.83, QM GH1305 (SAMA E1983).

Type locality: Dampier Archipelago, NW of Rosemary Is., 70–72 m, WA.

Distribution: SA (Great Australian Bight), WA (Central W coast, Lower W coast, NW coast).

Ecology: benthic, marine.

Sigillina mjobergi Hartmeyer, 1919

Sigillina mjobergi Hartmeyer, R. (1919). Ascidien. In: Results of Dr E. Mjöberg's Swedish scientific expeditions to Australia 1910–1913. *K. Svenska Vetensk.-Akad. Handl.* **60**(4): 1–150. [117] [as *Sigillina mjobergi*].

Type data: holotype NHRM 1487*.

Type locality: 48 miles WSW of Cape Jaubert, 280 m, WA.

Distribution: WA (Central W coast, Lower W coast, NW coast).

Ecology: benthic, marine; epibionts including barnacles, bryozoans on horny stalk, from 30–140 m. Reference: Kott, P. (1990). The Australian Ascidiacea Pt 2, Aplousobranchia (1). *Mem. Queensl. Mus.* **29**(1): 1–266 [96].

Sigillina nigra (Herdman, 1899)

Polyclinum nigrum Herdman, W.A. (1898). Note on the Tunicata fauna of Australian seas. *Ann. Mag. Nat. Hist.* **7**(1): 443–450 [448] [*nom. nud.*].

Polyclinum nigrum Herdman, W.A. (1899). Descriptive catalogue of the Tunicata in the Australian Museum. *Australian Museum, Sydney, Catalogue* **17**: 1–139 [84].

Type data: holotype AM U354.

Type locality: Vaucluse, Port Jackson, NSW.

Taxonomic decision for new combination: Kott, P. (1990). The Australian Ascidiacea Pt 2, Aplousobranchia (1). *Mem. Queensl. Mus.* **29**(1): 1–266 [98] (as *Sigillina nigra*).

Distribution: NSW (Lower E coast).

Ecology: benthic, marine.

***Sigillina pulvinus* Kott, 2003**

Sigillina pulvinus Kott, P. (2003). New syntheses and new species in the Australian Ascidiacea. *J. Nat. Hist.* **37**: 1611–1653 [1618].

Type data: holotype SAMA E2845.

Type locality: Waterfall Bay outside Cathedral Cave, Tasman Peninsula, 10–13 m, TAS.

Distribution: TAS (Tas. coast).

Ecology: benthic, marine.

***Sigillina signifera* (Sluiter, 1909)**

Polycitor signiferus Sluiter, C.P. (1909). Die Tunicaten der Siboga Expedition. Pt II. Die merosomen Ascidien. *Siboga Exped.* **56B**: 1–112 [5].

Type data: syntypes ZMA TU808.1, TU808.2.

Type locality: 5700 miles, 279°E from Southpoint of S Lucipara Is., 894 m, and Banda Is., 9–45 m, Indonesia.

Sycozoa sedens Sluiter, C.P. (1909). Die Tunicaten der Siboga Expedition. Pt II. Die merosomen Ascidien. *Siboga Exped.* **56B**: 1–112 [34].

Type data: syntypes ZMA TU1071-7.

Type locality: Sulu Is., Karkaralong Group, Karbaena Is., Lucipara Group, Postillon Is., Savu Is., Saleh Bay, Indonesia; reef habitats to 36 m.

Eudistoma viridis Tokioka, T. (1955). Ascidiens from the Palau Islands II. *Publ. Seto Mar. Biol. Lab. Kyoto Univ.* **5**(1): 43–57 [49].

Type data: syntypes SMBL 74*.

Type locality: Geruherugaeru, canal, Palau Is., west Pacific Ocean.

Taxonomic decision for synonymy: Kott, P. (1990). The Australian Ascidiacea Pt 2, Aplousobranchia (1). *Mem. Queensl. Mus.* **29**(1): 1–266 [100].

Distribution: Philippines, Indonesia, Palau, QLD (NE coast), WA (NW coast); west Pacific Ocean.

Ecology: benthic, marine; forms extensive mats on coral debris, sides of reefs and surge channels.

Reference: Kott, P. (1990). The Australian Ascidiacea Pt 2, Aplousobranchia (1). *Mem. Queensl. Mus.* **29**(1): 1–266.

***Sycozoa* Lesson, 1832**

Sycozoa Lesson, R.P. (1832). Zoologie. pp. 256–279, 433–440 in Lesson, R.P. *Voyage autour du Monde sur la Corvette La Coquille pendant 1822–1825*. Paris : P. Pourret Freres Vol. 2(1) [436].

Type species: *Sycozoa sigillinoides* Lesson, 1832 by monotypy.

Colella Herdman, W.A. (1886). Report on the Tunicata collected during the voyage of H.M.S. *Challenger* during the years 1873–1876. Pt II, Ascidiacea compositae. *Zool. Chall. Exped.* **14**(38): 1–425 [115].

Type species: *Aplidie pedunculatum* Quoy & Gaimard, 1834 by original designation.

Cyathocormus Oka, A. (1912). On *Cyathocormus mirabilis* n.gen., n.sp., the type of a new family of compound ascidians from Japan. *J. Coll. Sci. Imp. Univ. Tokyo* **32**(12): 1–30 [17].

Type species: *Cyathocormus mirabilis* Oka, 1912 by monotypy.

Taxonomic decision for synonymy: Kott, P. (1990). The Australian Ascidiacea Pt 2, Aplousobranchia (1). *Mem. Queensl. Mus.* **29**(1): 1–266 [137].

Extralimital distribution: Antarctic Region; tropical west Pacific Ocean. See: Kott, P. (1990). The Australian Ascidiacea Pt 2, Aplousobranchia (1). *Mem. Queensl. Mus.* **29**(1): 1–266.

***Sycozoa brevicauda* Kott, 1990**

Sycozoa brevicauda Kott, P. (1990). The Australian Ascidiacea Pt 2, Aplousobranchia (1). *Mem. Queensl. Mus.* **29**(1): 1–266 [140].

Type data: holotype WAM 139.75, paratype(s) WAM 801.83, 1046.83.

Type locality: Cockburn Sound, WA.

Distribution: SA (S Gulfs coast), WA (Central W coast, Lower W coast, NW coast).

Ecology: benthic, marine; on floors of caves.

***Sycozoa cavernosa* Kott, 1990**

Sycozoa cavernosa Kott, P. (1990). The Australian Ascidiacea Pt 2, Aplousobranchia (1). *Mem. Queensl. Mus.* **29**(1): 1–266 [142].

Type data: holotype WAM 795.83 (QM GH2106), paratype(s) WAM 879.83, 199.75.

Type locality: reef, off Whitford Beach, Cockburn Sound, 5 m, WA.

Distribution: WA (Lower W coast, NW coast).

Ecology: benthic, marine.

***Sycozoa cerebriformis* (Quoy & Gaimard, 1834)**

Aplidie cerebriforme Quoy, J.R.C. & Gaimard, J.P. (1834). Zoologie, Mollusques pp. 559–626. in, *Voyages de découvertes de l’Astrolabe 1826–1829*, Vol. 3. Paris : Pilet Ainé. [625].

Type data: holotype MNHP A3 SCY.A29*.

Type locality: Westernport, VIC.

Colella plicata Herdman, W.A. (1891). A revised classification of the Tunicata, with definitions of the orders, sub-orders, families, sub-families and genera, and analytical keys to the species. *J. Linn. Soc. Lond. Zool.* **23**: 558–652 [611].

Type data: syntypes AM U152, U299–U317.

Type locality: Port Jackson, NSW.

Colella incerta Caullery, M. (1909). Recherches sur la famille des Distomidae. *Bull. Scient. Fr. Belg.* **42**: 1–59 [10].

Type data: holotype MNHP A3 SYC.A18*.

Type locality: Australian (as New Holland).

Taxonomic decision for synonymy: Kott, P. (1990). The Australian Ascidiacea Pt 2, Aplousobranchia (1). *Mem. Queensl. Mus.* **29**(1): 1–266 [143].

Distribution: NSW (Central E coast, Lower E coast), QLD (Central E coast), SA (Great Australian Bight, S Gulfs coast), TAS (Bass Strait, Tas. coast), VIC (Bass Strait), WA (Central W coast, Lower W coast).

Ecology: benthic, marine; in caves, crevices, and on the sea floor to 50 m.

Sycozoa murrayi (Herdman, 1886)

Collela murrayi Herdman, W.A. (1886). Report on the Tunicata collected during the voyage of H.M.S. *Challenger* during the years 1873–1876. Pt II, Ascidiaceae compositae. *Zool. Chall. Exped.* **14**(38): 1–425 [115].
Type data: syntypes BMNH 1887.2.4.255, 1887.2.4.256.
Type locality: 240 m, NSW [33°57'18"S 151°39'06"E].

Sycozoa tasmanoides Kott, P. (1954). Tunicata, Ascidiaceae. *Rep. B.A.N.Z. Antarct. Res. Exped.* **1**(4): 121–182 [157].
Type data: syntypes AM Y1231.
Type locality: off Maria Is., 174–155 m, TAS.

Taxonomic decision for synonymy: Kott, P. (1990). The Australian Ascidiaceae Pt 2, Aplousobranchia (1). *Mem. Queensl. Mus.* **29**(1): 1–266 [146].

Distribution: NSW (Lower E coast), SA (Great Australian Bight, S Gulfs coast), TAS (Bass Strait, Tas. coast), VIC (Bass Strait).
Ecology: benthic, marine.

Sycozoa pedunculata (Quoy & Gaimard, 1834)

Aplidie pedunculatum Quoy, J.R.C. & Gaimard, J.P. (1834). Zoologie, Mollusques pp. 559–626. in, *Voyages de découvertes de l'Astrolabe 1826–1829*, Vol. 3. Paris: Pilet Ainé. [626].
Type data: holotype MNHP A3 SCY.A25*.
Type locality: King George Sound, WA.

Taxonomic decision for new combination: Kott, P. (1990). The Australian Ascidiaceae Pt 2, Aplousobranchia (1). *Mem. Queensl. Mus.* **29**(1): 1–266 [147] (as *Sycozoa pedunculata*).

Distribution: TAS (Bass Strait, Tas. coast), VIC (Bass Strait), WA (SW coast).
Ecology: benthic, marine; hard substrates.

Sycozoa pulchra (Herdman, 1886)

Colella pulchra Herdman, W.A. (1886). Report on the Tunicata collected during the voyage of H.M.S. *Challenger* during the years 1873–1876. Pt II, Ascidiaceae compositae. *Zool. Chall. Exped.* **14**(38): 1–425 [106].
Type data: type status unknown BMNH (depository uncertain, not found).
Type locality: 10°36'S 141°55'E, 12 m, Torres Strait.

Colella tenuicaulis Herdman, W.A. (1891). A revised classification of the Tunicata, with definitions of the orders, sub-orders, families, sub-families and genera, and analytical keys to the species. *J. Linn. Soc. Lond. Zool.* **23**: 558–652 [611].
Type data: syntypes AM U326–U330, U383.
Type locality: Port Stephens and Port Jackson, NSW.

Taxonomic decision for synonymy: Kott, P. (1990). The Australian Ascidiaceae Pt 2, Aplousobranchia (1). *Mem. Queensl. Mus.* **29**(1): 1–266 [149].

Distribution: Indonesia, NSW (Central E coast, Lower E coast), QLD (Central E coast, NE coast), SA (S Gulfs coast), TAS (Bass Strait, Tas. coast), VIC (Bass Strait), WA (Lower W coast).
Ecology: benthic, marine.

Sycozoa seiziwadai Tokioka, 1952

Sycozoa seiziwadai Tokioka, T. (1952). Ascidiaceae collected by Messrs Renzi Wada and Seizi Wada from the Pearl Oyster bed in the Arafura Sea in 1940. *Publ. Seto Mar. Biol. Lab. Kyoto Univ.* **2**(2): 91–142 [99].
Type data: syntypes SMBL 106*.
Type locality: off Melville Is., Arafura Sea.

Distribution: Philippines, NT (N coast), QLD (NE coast), WA (N coast, NW coast); isolated record from Cronulla, NSW.

Ecology: benthic, marine; subtidal–40 m.
Reference: Kott, P. (1990). The Australian Ascidiaceae Pt 2, Aplousobranchia (1). *Mem. Queensl. Mus.* **29**(1): 1–266 [152].

Sycozoa sigillinoides Lesson, 1832

Sycozoa sigillinoides Lesson, R.P. (1832). Zoologie. pp. 256–279, 433–440 in Lesson, R.P. *Voyage autour du Monde sur la Corvette La Coquille pendant 1822–1825*. Paris: P. Pourret Freres Vol. 2(1) [436].
Type data: type status unknown MNHP (depository uncertain, not found).
Type locality: 53°S, south of Staaten Is., Magellanic region, Tierra de Fuego.

Colella ramulosa Herdman, W.A. (1886). Report on the Tunicata collected during the voyage of H.M.S. *Challenger* during the years 1873–1876. Pt II, Ascidiaceae compositae. *Zool. Chall. Exped.* **14**(38): 1–425 [120].
Type data: type status unknown BMNH (depository uncertain, not found).
Type locality: west of Straits of Magellan at the south entrance of Smyth Channel, Patagonia [52°45'30"S 73°64'W].

Colella umbellata Michaelsen, W. (1898). Vorläufige Mitteilung über einige Tunicaten aus dem Magalhaenischen Gebiet sowie von Süd-Georgien. *Zool. Anz.* **21**: 363–371 [371].
Type data: syntypes (probable) ZMH*.
Type locality: Grettan Bay, west of Port Pantalán, Tierra del Fuego.

Colella perrieri Caullery, M. (1909). Recherches sur la famille des Distomidae. *Bull. Scient. Fr. Belg.* **42**: 1–59 [33].
Type data: syntypes (probable) MNHN A3 SYC.A10*, MNHN A3 SYC.A11*.
Type locality: Santa Cruz, Patagonia and 53°13'S 68°31'W.

Taxonomic decision for synonymy: Kott, P. (1990). The Australian Ascidiaceae Pt 2, Aplousobranchia (1). *Mem. Queensl. Mus.* **29**(1): 1–266 [153].

Distribution: New Zealand, SA (S Gulfs coast), TAS (Tas. coast); circumpolar Antarctic and Subantarctic to Magellanic area.
Ecology: benthic, marine; heads of colonies found floating in tropical plankton.

POLYCITORIDAE

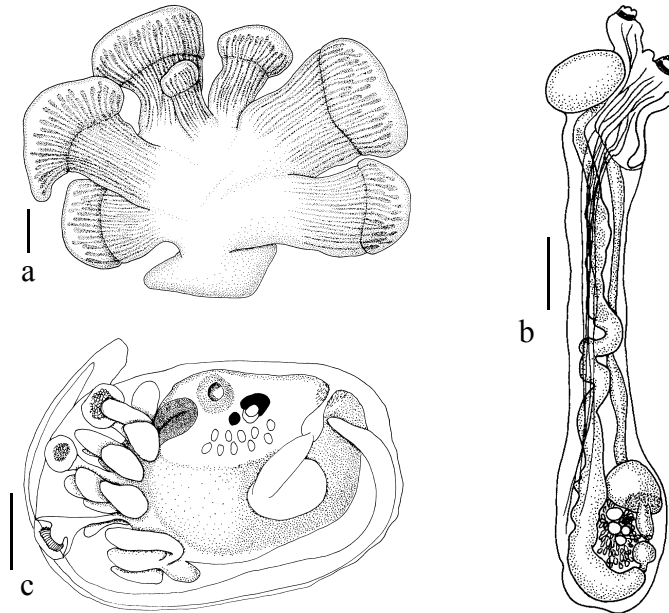


Fig. 7. *Eudistoma* sp.: a, colony; b, zooid; c, larva. (Scale bars: a = 2.0 mm; b = 1.0 mm; c = 0.1 mm).
[from Kott 1990]

The family Polycitoridae Michaelsen, 1904 contains colonial species in which zooids usually are embedded in relatively firm test which often contains embedded sand and other foreign particles. Partially embedded zooids occur only in *Archidistoma* Garstang, 1891, a genus not recorded from Australia. With the exception of *Brevicollus tuberosus* Kott, 1990 (an unusual indigenous species), the zooids are long and narrow, the abdomen being many times the length of the relatively short thorax.

In many species of *Eudistoma* Caullery, 1909, *Polycitor* Renier, 1804, *Eucoelium* Savigny, 1816 (= *Polycitorella* Michaelsen, 1924, a junior synonym) and *Cystodytes* Drasche, 1884, the zooids, arranged in circles with the separately opening 6-lobed atrial apertures in the centre of the circle, form rudimentary cloacal systems. True cloacal systems are developed only in the monotypic genus *Salix* nom. nov. (for *Exostoma* Kott, 1990). In the genera *Cystodytes* and *Eucoelium* the zooids synthesise calcareous spicules—either unique plate-like ones or stellate spicules resembling those of Didemnidae.

Throughout the family, zooids are muscular with an internal layer of circular fibres and external longitudinal fibres on the thorax, the longitudinal ones continuing in a wide band along each side of the abdomen. When disturbed, the zooids contract and withdraw deep into the base or centre of the colony, unlike zooids of Holozoidae and Clavelinidae which appear to draw the abdomen up behind the thorax when disturbed. Kott (1990) has suggested that this reflects the importance of protecting the site of replication—from predators—in Polycitoridae replication is from horizontal division of the long, narrow abdomen, while in Clavelinidae and Holozoidae the buds develop from the isolated terminal ampullae or the posterior stolon, both in the stalk or base of the colony.

POLYCITORIDAE

Fertilisation may occur in the upper part of the oviduct, or in the atrial cavity where embryos are found at various stages of development. Larvae of Polycitoridae are of various sizes, but usually differ from Holozoidae and Clavelinidae in the arrangement of adhesive organs in a median vertical row at the anterior end of the trunk, generally having lost the triradial arrangement which is thought to be more primitive.

Although both have a long abdominal gut loop, Polycitoridae differ from Pycnoclavellidae in having lobed (rather than smooth-rimmed) apertures and larval adhesive organs with an axillary cone in an epidermal cup (rather than the inverted tubes of Pycnoclavellidae). The eggs do not appear to be fertilised at the base of the oviduct as they are in Pycnoclavellidae.

The family is well represented in Australian waters, especially by species of the genus *Eudistoma*. The monotypic *Salix*, the only genus with true cloacal systems, is common in tropical waters off the northern coast of the continent. *Brevicollus* Kott, 1990, an unusual indigenous genus with an equally unusual larva, is assigned to this family on the basis of its two 6-lobed, separately opening apertures, by its larval form and the presence of embryos at different stages of development in the atrial cavity.

Michaelsen (1930) proposed *Archidistoma*, *Eudistoma*, *Paessleria* Michaelsen, 1907 and *Hyperiodistoma* Michaelsen, 1930 as subgenera of the genus *Sigillina* Savigny, 1816. The family was revised by Kott (1990) who recognised *Eudistoma*, *Archidistoma* and *Polycitor* as genera of the Polycitoridae, while *Sigillina* was shown to have closer affinities with Holozoidae. The name *Eudistoma* has been given precedence over *Paessleria* (Kott 1995; ICZN Opinion 1865, 1997). *Hyperiodistoma* is a junior synonym of *Sigillina* (Holozoidae).

References

- Caullery, M. (1909). Recherches sur la famille des Distomidae. *Bull. Scient. Fr. Belg.* **42**: 1–59
- Drasche, R. von (1884). Ueber einige neue und weniger gekannte aussereuropäische einfache Ascidien. *Denkschr. Akad. Wiss. Wien* **48**: 369–387
- Garstang, W. (1891). Note on a new and primitive type of compound Ascidian. *Ann. Mag. Nat. Hist.* (6)**8**: 265–268
- ICZN Opinion 1865. (1997). *Eudistoma* Caullery, 1909 (Tunicata): given precedence over *Paessleria* Michaelsen, 1907. *Bull. Zool. Nomencl.* **54**(1): 70–71
- Kott, P. (1990). The Australian Ascidiacea Pt 2, Aplousobranchia (1). *Mem. Queensl. Mus.* **29**(1): 1–266
- Kott, P. (1995). *Eudistoma* Caullery, 1909 (Tunicata): proposed precedence over *Paessleria* Michaelsen, 1907. *Mem. Queensl. Mus.* **52**(3): 254–256
- Michaelsen, W. (1904). Revision der compositen Styeliden oder Polyzoinen. *Jahrb. Hamb. Wiss. Anst.* **21**(2): 1–124
- Michaelsen, W. (1907). Tunicaten pp. 1–84 in, *Ergebnisse der Hamburger Magalhaensischen Sammelreise*. Hamburg : L. Friederichsen & Co. Vol. 8(5).
- Michaelsen, W. (1924). Ascidae Krikobranchiae von Neuseeland, den Chatham und den Auckland Inseln. *Vidensk. Meddr. Dansk Naturh. Foren.* **77**: 263–434
- Michaelsen, W. (1930). Ascidae Krikobranchiae. *Fauna Südwest-Aust.* **5**(7): 463–558

Renier, S.A. (1804). Prospetto della classe dei Vermi pp. XV–XXVII. Padua (see Porro, C. 1840, 'Nota per una Bibliografia Malacologie, Series III Geografica no. 1–4, pp. I–III and numbered columns 27–130).

Savigny, J.C. (1816). Recherches anatomiques sur les ascidies composées et sur les ascidies simples—Système de la classe des Ascidies pp. 1–239. In, *Mémoires sur les Animaux sans Vertèbres*, Pt 2. Paris : G. Dufour.

***Brevicollus* Kott, 1990**

Brevicollus Kott, P. (1990). The Australian Ascidiacea Pt 2, Aplousobranchia (1). *Mem. Queensl. Mus.* **29**(1): 1–266 [236] [monotypic].

Type species: *Brevicollus tuberatus* Kott, 1990 by original designation.

***Brevicollus tuberatus* Kott, 1990**

Brevicollus tuberatus Kott, P. (1990). The Australian Ascidiacea Pt 2, Aplousobranchia (1). *Mem. Queensl. Mus.* **29**(1): 1–266 [237].

Type data: holotype SAMA E2059 (QM GH4188), paratype(s) NMV F45284 (QM GH4952).

Type locality: The Gap, 15–20 m, SA.

Distribution: NSW (Lower E coast), SA (Great Australian Bight), VIC (Bass Strait).

Ecology: benthic, marine.

Reference: Kott, P. (2003). New syntheses and new species in the Australian Ascidiacea. *J. Nat. Hist.* **37**: 1611–1653 [1625].

***Cystodytes* Drasche, 1884**

Cystodytes Drasche, R. von (1884). Ueber einige neue und weniger gekannte aussereuropäische einfache Ascidien. *Denkschr. Akad. Wiss. Wien* **48**: 369–387 [9].

Type species: *Distoma dellachiajei* Della Valle, 1877 by monotypy.

Extralimital distribution: Pacific Ocean, Atlantic Ocean and Indian Ocean in tropical and temperate latitudes, Mediterranean Sea. See: Van Name, W.G. (1945). The North and South American ascidians. *Bull. Am. Mus. Nat. Hist.* **84**: 1–476; Kott, P. (1990). The Australian Ascidiacea Pt 2, Aplousobranchia (1). *Mem. Queensl. Mus.* **29**(1): 1–266.

Generic reference: López-Legentil, S. & Turon, X. (2005). How do morphotypes and chemotypes relate to genotypes? The colonial ascidian *Cystodytes* (Polycitoridae). *Zool. Scr.* **34**: 3–14.

***Cystodytes dellachiajei* (Della Valle, 1877)**

Distoma dellachiajei Della Valle, A. (1877). *Contribuzioni alla storia naturale delle ascidie composte del Golfo di Napoli con la descrizione di alcune specie e varietà nuove di altre poco note*. Napoli : Tip. Comuni [40].

Type data: type status and whereabouts unknown.

Type locality: Gulf of Naples, Mediterranean Sea.

Cystodites cretaceus Drasche, R. von (1883). Die Synascidien der Bucht von Rovigno (Istrien). In, *Ein Beitrag zur Fauna der Adria* Wien : Carl Gerolds Sohn. 41 pp. [18].

Type data: type status unknown NHMW (depository uncertain, not found).

Type locality: Bay of Rovinj, Istra, Gulf of Venice, Adriatic Sea.

Cystodites durus Drasche, R. von (1883). Die Synascidien der Bucht von Rovigno (Istrien). In, *Ein Beitrag zur Fauna der Adria* Wien : Carl Gerolds Sohn. 41 pp. [13].

Type data: type status unknown NHMW (depository uncertain, not found).

Type locality: Bay of Rovinj, Istra, Gulf of Venice, Adriatic Sea.

Cystodytes draschii Herdman, W.A. (1886). Report on the Tunicata collected during the voyage of H.M.S. *Challenger* during the years 1873–1876. Pt II, Ascidiacea compositae. *Zool. Chall. Exped.* **14**(38): 1–425 [137].

Type data: holotype BMNH 1887.2.4.284*.

Type locality: off Barra Grande, 800 m, Brazil.

Cystodytes aucklandicus Nott, J.T. (1892). On the composite ascidians of the North Shore Reef. *Trans. N.Z. Inst.* **24**: 305–334 [323].

Type data: type status unknown.

Type locality: North Shore Reef, Rangitoto Channel, Auckland, New Zealand.

Cystodytes perspicuus Nott, J.T. (1892). On the composite ascidians of the North Shore Reef. *Trans. N.Z. Inst.* **24**: 305–334 [326].

Type data: type status and whereabouts unknown.

Type locality: North Shore Reef, Rangitoto Channel, Auckland, New Zealand.

Cystodytes violaceus Van Name, W.G. (1902). The ascidians of the Bermuda Islands. *Trans. Conn. Acad. Arts Sci.* **11**: 325–412 [348].

Type data: syntypes AMNH 1389*, 1219*, 1220*.

Type locality: on underside of rubble, Castle Harbour, Waterloo, Bermuda.

Cystodytes ceylonensis Herdman, W.A. (1906). Report on the Tunicata. *Ceylon Pearl Oyster Fisheries Suppl. Rept.* **39**: 295–348 [334].

Type data: holotype BMNH 1907.8.30.31*.

Type locality: Talaivillu Paar, 16m Sri Lanka.

Taxonomic decision for synonymy: Michaelsen, W. (1930). Ascidiacea Krikobranchiae. *Fauna Südwest-Aust.* **5**(7): 463–558 [501]; Kott, P. (1990). The Australian Ascidiacea Pt 2, Aplousobranchia (1). *Mem. Queensl. Mus.* **29**(1): 1–266 [179]; Kott, P. (2003). New syntheses and new species in the Australian Ascidiacea. *J. Nat. Hist.* **37**: 1611–1653 [1619].

Distribution: NSW, NT, QLD, SA, TAS, VIC, WA; temperate and tropical zones of Indo-west Pacific Ocean, Atlantic Ocean, Mediterranean.

Ecology: benthic, marine; intertidal–736 m.

Cystodytes philippinensis Herdman, 1886

Cystodytes philippinensis Herdman, W.A. (1886). Report on the Tunicata collected during the voyage of H.M.S. *Challenger* during the years 1873–1876. Pt II, Ascidiaceae compositae. *Zool. Chall. Exped.* **14**(38): 1–425 [140].

Type data: syntypes BMNH 1887.2.4.285*, 1887.2.4.286*, 1887.2.4.287*.

Type locality: Samboanga, 20 m, Philippines.

Cystodytes hapu Monniot, C. & Monniot, F. (1987). Les ascidies de Polynésie française. *Mém. Mus. Natl. Hist. Nat. Paris* **136**: 1–155 [64].

Type data: holotype MNHP A3 CYS 39*.

Type locality: Tuheiava Pass, Tikehau Atoll, French Polynesia.

Taxonomic decision for synonymy: Kott, P. (2003). New syntheses and new species in the Australian Ascidiacea. *J. Nat. Hist.* **37**: 1611–1653 [1619].

Distribution: NT (N coast), QLD (Great Barrier Reef); also West Pacific Ocean.

Ecology: benthic, marine.

Reference: Kott, P. (2002). Ascidiacea (Tunicata) from Darwin, Northern Territory, Australia. *Beagle, Rec. Mus. Art Galleries NT* **18**: 19–55 [27].

Cystodytes ramosus Kott, 1992

Cystodytes ramosus Kott, P. (1992). The Australian Ascidiacea, supplement 2. *Mem. Queensl. Mus.* **32**(2): 621–655 [629].

Type data: holotype QM GH5374.

Type locality: in bay, Haslewood Is., central section Great Barrier Reef, 20 m, QLD.

Distribution: QLD (NE coast); known only from type locality.

Ecology: benthic, marine.

Reference: Kott, P. (2003). New syntheses and new species in the Australian Ascidiacea. *J. Nat. Hist.* **37**: 1611–1653 [1621].

Eucoelium Savigny, 1816

Eucoelium Savigny, J.C. (1816). Recherches anatomiques sur les ascidies composées et sur les ascidies simples—Système de la classe des Ascidies pp. 1–239. In *Mémoires sur les Animaux sans Vertèbres*, Pt 2. Paris : G. Dufour. [195].

Type species: *Eucoelium hospittolum* Savigny, 1816 by monotypy.

Polycitorella Michaelsen, W. (1924). Ascidiaceae Krikobranthiae von Neuseeland, den Chatham und den Auckland Inseln. *Vidensk. Meddr. Dansk Naturh. Foren.* **77**: 263–434 [278].

Type species: *Polycitorella mariae* Michaelsen, 1924 by monotypy.

Taxonomic decision for synonymy: Huus, J. (1937). Ascidiaceae. pp. 545–692 in Kükenthal, W. & Krumbach, T. (eds) *Handbuch der Zoologie*. Berlin : Walter de Gruyter Vol. 5(2)6 [668] (used the name *Polycitorella*); Kott, P. (1998). Tunicata. pp. 51–259 in Wells, A. & Houston, W.W.K. (eds) *Zoological Catalogue of Australia*.

Hemichordata, Tunicata, Cephalochordata. Melbourne : CSIRO Publishing, Australia Vol. 34 298 pp. (priority of *Eucoelium* Savigny, 1816 recognised).

Extralimital distribution: Red Sea, west Indian Ocean. See: Kott, P. (1990). The Australian Ascidiacea Pt 2, Aplousobranchia (1). *Mem. Queensl. Mus.* **29**(1): 1–266.

Eucoelium coronarium (Monniot, 1988)

Polycitorella coronaria Monniot, F. (1988). Ascidies de Nouvelle-Calédonie V. Polycitoridae du Lagon. *Bull. Mus. Natl. Hist. Nat. Paris* (4)**10A**(2): 197–235 [228].

Type data: holotype MNHP A3-PoB-1.

Type locality: 19 m, Great Australian Bight, SA [33°14'30"S 126°20'E].

Distribution: SA (Great Australian Bight), WA (Central W coast, Lower W coast, NW coast).

Ecology: benthic, marine; 3–190 m.

Eucoelium orientalis (Kott, 1990)

Polycitorella orientalis Kott, P. (1990). The Australian Ascidiacea Pt 2, Aplousobranchia (1). *Mem. Queensl. Mus.* **29**(1): 1–266 [187].

Type data: holotype QM GH9477, paratype(s) QM GH4420.

Type locality: Swain Reefs, 8 m, QLD.

Distribution: QLD (Great Barrier Reef), WA (Lower W coast); Coral Sea.

Ecology: benthic, marine.

Reference: Kott, P. (1998). Tunicata. pp. 51–259 in Wells, A. & Houston, W.W.K. (eds) *Zoological Catalogue of Australia*. Hemichordata, Tunicata, Cephalochordata. Melbourne : CSIRO Publishing, Australia Vol. 34 298 pp. [107] (as *Eucoelium orientalis*).

Eudistoma Caullery, 1909

Distoma Savigny, J.C. (1816). Recherches anatomiques sur les ascidies composées et sur les ascidies simples—Système de la classe des Ascidies pp. 1–239. In *Mémoires sur les Animaux sans Vertèbres*, Pt 2. Paris : G. Dufour. [178] [junior homonym of *Distoma* Retzius, 1786 (Trematoda)].

Type species: *Distoma rubrum* Savigny, 1816 by monotypy.

Paessleria Michaelsen, W. (1907). Tunicaten pp. 1–84 in *Ergebnisse der Hamburger Magalhaensischen Sammelreise*. Hamburg : L. Friederichsen & Co. Vol. 8(5). [68] [suppressed in favour of the name *Eudistoma* Caullery, 1909, see ICZN Opinion 1865. (1997). *Eudistoma* Caullery, 1909 (Tunicata): given precedence over *Paessleria* Michaelsen, 1907. *Bull. Zool. Nomencl.* **54**(1): 70–71].

Type species: *Paessleria magalhaensis* Michaelsen, 1907 by monotypy.

Eudistoma Caullery, M. (1909). Recherches sur la famille des Distomidae. *Bull. Scient. Fr. Belg.* **42**: 1–59 [44] [first introduced as a subgenus of *Distoma* Savigny, 1816; the name *Eudistoma* Caullery, 1909 given preference over *Paessleria* Michaelsen, 1907, see ICZN Opinion 1865. (1997). *Eudistoma* Caullery, 1909 (Tunicata): given precedence over *Paessleria* Michaelsen, 1907. *Bull. Zool. Nomencl.* **54**(1): 70–71].

POLYCITORIDAE

Type species: *Distoma rubrum* Savigny, 1816 by subsequent designation, see Michaelsen, W. (1930). Ascidiaceae Krikobranthia. *Fauna Südwest-Aust.* **5**(7): 463–558 [489].

Taxonomic decision for synonymy: Michaelsen, W. (1930). Ascidiaceae Krikobranthia. *Fauna Südwest-Aust.* **5**(7): 463–558 [492].

Extralimital distribution: Afrotropical Region; tropical and temperate Pacific Ocean, Atlantic Ocean, Indian Ocean. See: Kott, P. (1990). The Australian Ascidiaceae Pt 2, Aplousobranchia (1). *Mem. Queensl. Mus.* **29**(1): 1–266.

Eudistoma amplum (Sluiter, 1909)

Polycitor amplus Sluiter, C.P. (1909). Die Tunicaten der Siboga Expedition. Pt II. Die merosomen Ascidien. *Siboga Exped.* **56B**: 1–112 [21].

Type data: syntypes ZMA TU781, TU770.

Type locality: reef, Sailus Ketjil and reef, Banda Is., Indonesia.

Polycitor discolor Sluiter, C.P. (1909). Die Tunicaten der Siboga Expedition. Pt II. Die merosomen Ascidien. *Siboga Exped.* **56B**: 1–112 [17].

Type data: syntypes ZMA TU785.1, TU785.2, TU785.3.

Type locality: reef, Savu Is., 16–23 m, Jedan Is., 13 m, Indonesia [6°07'30"N 120°26'E].

Taxonomic decision for synonymy: Kott, P. (1990). The Australian Ascidiaceae Pt 2, Aplousobranchia (1). *Mem. Queensl. Mus.* **29**(1): 1–266 [194].

Distribution: Philippines, Papua New Guinea, Palau, Federated States of Micronesia, QLD (Great Barrier Reef); Micronesia, Indonesia, Palau IIs, Papua New Guinea, Philippines.

Ecology: benthic, marine.

Reference: Kott, P. (2003). New syntheses and new species in the Australian Ascidiaceae. *J. Nat. Hist.* **37**: 1611–1653 [1624].

Eudistoma anaematum Kott, 1990

Eudistoma anaematum Kott, P. (1990). The Australian Ascidiaceae Pt 2, Aplousobranchia (1). *Mem. Queensl. Mus.* **29**(1): 1–266 [196].

Type data: holotype QM GH4611, paratype(s) QM GH4610, GH4612–3.

Type locality: Wistari Reef, Capricorn Group, QLD.

Distribution: QLD (Great Barrier Reef).

Ecology: benthic, marine; rubble fauna.

Eudistoma angolanum (Michaelsen, 1914)

Polycitor (Eudistoma) paesslerioides angolanum Michaelsen, W. (1914). Ueber einige westÄafrikanische Ascidien. *Zool. Anz.* **43**: 423–432 [430] [proposed with subspecific rank in *Polycitor paesslerioides* Michaelsen, 1914].

Type data: holotype (probable) ZMH*.

Type locality: Angola, Ambrizete, West Africa.

Eudistoma snakabri Tokioka, T. & Nishikawa, T. (1976). Contributions to the Japanese ascidian fauna XXX. Further notes on Japanese clavelinids. *Publ. Seto Mar. Biol. Lab.*

Kyoto Univ. **23**(3–5): 341–350 [251].

Type data: syntypes SMBL 134*.

Type locality: Ose, Takarazima, Tokara Is., Japan.

Taxonomic decision for synonymy: Kott, P. (1990). The Australian Ascidiaceae Pt 2, Aplousobranchia (1). *Mem. Queensl. Mus.* **29**(1): 1–266 [197].

Distribution: QLD (Great Barrier Reef), WA (Lower W coast, NW coast); Tokara Is., W Africa.

Ecology: benthic, marine.

Eudistoma aureum Kott, 1990

Eudistoma aureum Kott, P. (1990). The Australian Ascidiaceae Pt 2, Aplousobranchia (1). *Mem. Queensl. Mus.* **29**(1): 1–266 [199].

Type data: holotype SAMA E2084, paratype(s) SAMA E2085.

Type locality: off West Beach, Gulf St Vincent, 12–20 m, SA.

Distribution: SA (S Gulfs coast).

Ecology: benthic, marine; *Posidonia* [Posidoniaceae] beds.

Eudistoma bulbatum Kott, 1990

Eudistoma bulbatum Kott, P. (1990). The Australian Ascidiaceae Pt 2, Aplousobranchia (1). *Mem. Queensl. Mus.* **29**(1): 1–266 [200].

Type data: holotype AM Y2204, paratype(s) AM Y835, Y842, Y1120.

Type locality: off Cronulla, 140 m, NSW.

Distribution: NSW (Lower E coast); known only from type locality.

Ecology: benthic, marine.

Eudistoma carnosum Kott, 1990

Eudistoma carnosum Kott, P. (1990). The Australian Ascidiaceae Pt 2, Aplousobranchia (1). *Mem. Queensl. Mus.* **29**(1): 1–266 [201].

Type data: holotype AM Y1289, paratype(s) AM Y1290, Y1291.

Type locality: Fish Hook Bay, Cape Vlamingh, Rottneest Is., WA.

Distribution: NT (N coast), WA (Lower W coast).

Ecology: benthic, marine; under undercut of limestone reefs.

Reference: Kott, P. (2004). Ascidiaceae (Tunicata) in Australian waters of the Timor and Arafura Seas. *Beagle, Rec. Mus. Art Galleries NT* **20**: 37–81 [42].

Eudistoma constrictum Kott, 1990

Eudistoma constrictum Kott, P. (1990). The Australian Ascidiaceae Pt 2, Aplousobranchia (1). *Mem. Queensl. Mus.* **29**(1): 1–266 [203].

Type data: holotype SAMA E2083, paratype(s) QM GH2291, GH4186.

Type locality: on headland near Chinaman's Hat Is., York Peninsula, Great Australian Bight, SA.

Distribution: SA (Great Australian Bight, S Gulfs coast).

Ecology: benthic, marine.

Eudistoma eboreum Kott, 1990

Eudistoma eboreum Kott, P. (1990). The Australian Ascidiacea Pt 2, Aplousobranchia (1). *Mem. Queensl. Mus.* **29**(1): 1–266 [205].

Type data: holotype QM GH336.

Type locality: MacGillivray's Reef, near Lizard Is., 14 m, QLD.

Distribution: QLD (Great Barrier Reef); known only from type locality.

Ecology: benthic, marine.

Reference: Kott, P. (2004). Ascidiacea (Tunicata) in Australian waters of the Timor and Arafura Seas. *Beagle, Rec. Mus. Art Galleries NT* **20**: 37–81 [39 and Fig. 22a].

Eudistoma elongatum (Herdman, 1886)

Colella elongata Herdman, W.A. (1886). Report on the Tunicata collected during the voyage of H.M.S. *Challenger* during the years 1873–1876. Pt II, Ascidiæ compositæ. *Zool. Chall. Exped.* **14**(38): 1–425 [110].

Type data: type status unknown BMNH (depository uncertain, not found).

Type locality: Port Jackson, 60 m, NSW.

Distribution: NSW (Central E coast, Lower E coast), QLD (Central E coast).

Ecology: benthic, marine; muddy habitats and wharf piles in protected waters.

Reference: Kott, P. (1990). The Australian Ascidiacea Pt 2, Aplousobranchia (1). *Mem. Queensl. Mus.* **29**(1): 1–266 [205].

Eudistoma gilboviride (Sluiter, 1909)

Polycitor gilboviridis Sluiter, C.P. (1909). Die Tunicaten der Siboga Expedition. Pt II. Die merosomen Ascidien. *Siboga Exped.* **56B**: 1–112 [6].

Type data: lectotype ZMA TU1269, paralectotype(s) ZMA TU788.

Subsequent designation: Spoel, S. van der (1969). Catalogue of the type specimens of Tunicata in the Zoological Museum in Amsterdam. *Bull. Zool. Mus. Amsterdam* **1**(13): 157–200 [186].

Type locality: reef, Kabaena Is., Indonesia.

Distribution: Indonesia, Papua New Guinea, Palau, QLD (Great Barrier Reef).

Ecology: benthic, marine.

References: Kott, P. (1990). The Australian Ascidiacea Pt 2, Aplousobranchia (1). *Mem. Queensl. Mus.* **29**(1): 1–266 [206]; Monniot, F. & Monniot, C. (1996). New collections of ascidians from the western Pacific and Southeastern Asia. *Micronesica* **29**(2): 133–279 [189].

Eudistoma glaucum (Sluiter, 1909)

Polycitor glaucus Sluiter, C.P. (1909). Die Tunicaten der Siboga Expedition. Pt II. Die merosomen Ascidien. *Siboga Exped.* **56B**: 1–112 [12].

Type data: holotype ZMA TU790.

Type locality: 274 m, Indonesia [8°19'S 117°41'E].

Eudistoma rigida Tokioka, T. (1955). Ascidians from the Palao Islands II. *Publ. Seto Mar. Biol. Lab. Kyoto Univ.* **5**(1): 43–57 [50].

Type data: syntypes SMBL 98*.

Type locality: reef, off Gadaraku, Palau Is.

Taxonomic decision for synonymy: Kott, P. (1990). The Australian Ascidiacea Pt 2, Aplousobranchia (1). *Mem. Queensl. Mus.* **29**(1): 1–266 [208].

Distribution: Indonesia, QLD (Great Barrier Reef); west Pacific Ocean.

Ecology: benthic, marine.

Eudistoma globosum Kott, 1957

Eudistoma globosum Kott, P. (1957). Ascidians of Australia II. Aplousobranchiata Lahille; Clavelinidae Forbes and Hanley and Polyclinidae Verrill. *Aust. J. Mar. Freshwat. Res.* **8**(1): 64–110 [72].

Type data: syntypes AM Y1275 (whereabouts of other syntype(s) unknown).

Type locality: Little Geordie Bay, Rottnest Is., WA.

Distribution: QLD (Great Barrier Reef), WA (Lower W coast).

Ecology: benthic, marine.

Reference: Kott, P. (1990). The Australian Ascidiacea Pt 2, Aplousobranchia (1). *Mem. Queensl. Mus.* **29**(1): 1–266 [210].

Eudistoma gracilum Kott, 1990

Eudistoma gracilum Kott, P. (1990). The Australian Ascidiacea Pt 2, Aplousobranchia (1). *Mem. Queensl. Mus.* **29**(1): 1–266 [211].

Type data: holotype QM GH4531, paratype(s) QM GH4532.

Type locality: north reef, Heron Is., QLD.

Distribution: QLD (Great Barrier Reef); known only from type locality.

Ecology: benthic, marine.

Eudistoma incubitum Kott, 1990

Eudistoma incubitum Kott, P. (1990). The Australian Ascidiacea Pt 2, Aplousobranchia (1). *Mem. Queensl. Mus.* **29**(1): 1–266 [212].

Type data: holotype QM GH4537, paratype(s) QM GH4538.

Type locality: NW Wistari Reef, Capricorn Group, QLD.

Distribution: QLD (Great Barrier Reef); known only from type locality.

Ecology: benthic, marine.

Eudistoma laysani (Sluiter, 1900)

Distoma laysani Sluiter, C.P. (1900). Tunicaten aus dem Stillen Ocean. *Zool. Jahrb. Syst.* **13**: 1–35 [9].

Type data: syntypes ZMA TU795*.

Type locality: Laysan.

- Distoma parva*** Sluiter, C.P. (1900). Tunicaten aus dem Stillen Ocean. *Zool. Jahrb. Syst.* **13**: 1–35 [6].
Type data: lectotype ZMA TU1301*, paralectotype(s) ZMA TU508, TU803*.
Subsequent designation: Spoel, S. van der (1969). Catalogue of the type specimens of Tunicata in the Zoological Museum in Amsterdam. *Bull. Zool. Mus. Amsterdam* **1**(13): 157–200 [176].
Type locality: Laysan, Indonesia.
Taxonomic decision for synonymy: Kott, P. (1990). The Australian Ascidiacea Pt 2, Aplousobranchia (1). *Mem. Queensl. Mus.* **29**(1): 1–266 [214].
- Distribution: Philippines, Indonesia, Palau, Hawaii, Lord Howe Island, NSW (Central E coast, Lower E coast, SE oceanic), QLD (Central E coast, Great Barrier Reef, NE coast); west Pacific Ocean.
Ecology: benthic, marine; from high intertidal region.
- Eudistoma maculosum*** Kott, 1990
- Eudistoma maculosum*** Kott, P. (1990). The Australian Ascidiacea Pt 2, Aplousobranchia (1). *Mem. Queensl. Mus.* **29**(1): 1–266 [216].
Type data: holotype QM GH1304, paratype(s) QM GH1278, GH2391.
Type locality: Ward Is., 20–25 m, SA.
Distribution: NSW (Lower E coast), SA (Great Australian Bight, S Gulfs coast), VIC (Bass Strait), WA (Lower W coast).
Ecology: benthic, marine.
- Eudistoma malum*** Kott, 1990
- Eudistoma malum*** Kott, P. (1990). The Australian Ascidiacea Pt 2, Aplousobranchia (1). *Mem. Queensl. Mus.* **29**(1): 1–266 [217].
Type data: holotype QM G11939, paratype(s) QM G11940.
Type locality: Heron Is., Capricorn Group, 10 m, QLD.
Distribution: QLD (Great Barrier Reef).
Ecology: benthic, marine.
- Eudistoma microlarvum*** Kott, 1990
- Eudistoma microlarvum*** Kott, P. (1990). The Australian Ascidiacea Pt 2, Aplousobranchia (1). *Mem. Queensl. Mus.* **29**(1): 1–266 [218].
Type data: holotype QM GH4520, paratype(s) QM GH4521.
Type locality: Point Lookout, North Stradbroke Is., QLD.
Distribution: QLD (Central E coast).
Ecology: benthic, marine; sandy habitats.
- Eudistoma ovatum*** (Herdman, 1886)
- Psammoplidium ovatum*** Herdman, W.A. (1886). Report on the Tunicata collected during the voyage of H.M.S. *Challenger* during the years 1873–1876. Pt II, Ascidiacea compositae. *Zool. Chall. Exped.* **14**(38): 1–425 [246].
Type data: holotype BMNH BM 30.9.23.19*.
Type locality: Torres Strait, Cape Boileau, 6–22 m, northern Australia.
Distribution: NT (N coast); west Pacific Ocean.
Ecology: benthic, marine.
Reference: Kott, P. (2004). Ascidiacea (Tunicata) in Australian waters of the Timor and Arafura Seas. *Beagle, Rec. Mus. Art Galleries NT* **20**: 37–81 [42].
- Eudistoma pratulum*** Kott, 1990
- Eudistoma pratulum*** Kott, P. (1990). The Australian Ascidiacea Pt 2, Aplousobranchia (1). *Mem. Queensl. Mus.* **29**(1): 1–266 [224].
Type data: holotype QM GH4606, paratype(s) QM GH4607.
Type locality: Heron Is., QLD.
Distribution: QLD (NE coast); known only from type locality.
Ecology: benthic, marine; low water mark.
- Eudistoma purpureum*** Kott, 1990
- Eudistoma purpureum*** Kott, P. (1990). The Australian Ascidiacea Pt 2, Aplousobranchia (1). *Mem. Queensl. Mus.* **29**(1): 1–266 [225].
Type data: holotype QM GH4466, paratype(s) QM GH4467, GH4455.
Type locality: near reef edge, Wistari Reef, QLD.
Distribution: QLD (Great Barrier Reef).
Ecology: benthic, marine.
- Eudistoma pyriforme*** (Herdman, 1886)
- Psammoplidium pyriforme*** Herdman, W.A. (1886). Report on the Tunicata collected during the voyage of H.M.S. *Challenger* during the years 1873–1876. Pt II, Ascidiacea compositae. *Zool. Chall. Exped.* **14**(38): 1–425 [419].
Type data: holotype BMNH 1887.2.4.482.
Type locality: Flinders Passage, 16 m, Torres Strait [10°30'S 142°18'E].
- Polycitor arenaceus*** Sluiter, C.P. (1909). Die Tunicaten der Siboga Expedition. Pt II. Die merosomen Ascidien. *Siboga Exped.* **56B**: 1–112 [13].
Type data: holotype ZMA TU782.
Type locality: reef, Sawan, Sian Is., Indonesia.
- Eudistoma vulgare*** Monniot, F. (1988). Ascidiées de Nouvelle-Calédonie V. Polycitoridae du Lagon. *Bull. Mus. Natl. Hist. Nat. Paris (4)* **10A**(2): 197–235 [213].
Type data: holotype MNHP A3 Eud 57.
Type locality: New Caledonia.
Taxonomic decision for synonymy: Kott, P. (2004). Ascidiacea (Tunicata) in Australian waters of the Timor and Arafura Seas. *Beagle, Rec. Mus. Art Galleries NT* **20**: 37–81 [42].
Distribution: Indonesia, QLD (Great Barrier Reef, NE coast), WA (NW coast).
Ecology: benthic, marine.
Reference: Kott, P. (1990). The Australian Ascidiacea Pt 2, Aplousobranchia (1). *Mem. Queensl. Mus.* **29**(1): 1–266 [226].
- Eudistoma reginum*** Kott, 1990
- Eudistoma reginum*** Kott, P. (1990). The Australian Ascidiacea Pt 2, Aplousobranchia (1). *Mem. Queensl. Mus.* **29**(1): 1–266 [228].

POLYCITORIDAE

Type data: holotype QM G11948, paratype(s) QM G11949, G11950, G11951.

Type locality: reef edge, Heron Is., QLD.

Distribution: Indonesia, Palau, QLD (Great Barrier Reef).

Ecology: benthic, marine; underside of rubble behind reef edge.

***Eudistoma sabulosum* Kott, 1990**

Eudistoma sabulosum Kott, P. (1990). The Australian Ascidiacea Pt 2, Aplousobranchia (1). *Mem. Queensl. Mus.* **29**(1): 1–266 [229].

Type data: holotype QM GH937, paratype(s) QM GH4591.

Type locality: Topgallant Is., 5 m, SA.

Distribution: SA (S Gulfs coast), VIC (Bass Strait).

Ecology: benthic, marine.

***Eudistoma sluiteri* Hartmeyer, 1909**

Eudistoma sluiteri Hartmeyer, R. (1909). Ascidien (continuation of work by Seeliger). pp. 1281–1488 in Bronn, H.G. *Klassen und Ordnungen des Tier-Reichs*. Leipzig : C.F. Winter Vol. 3, suppl. pts 81–87 [1488] [*nom. nov.* for *Polycitor mollis* Sluiter, 1909].

Polycitor mollis Sluiter, C.P. (1909). Die Tunicaten der Siboga Expedition. Pt II. Die merosomen Ascidien. *Siboga Exped.* **56B**: 1–112 [11] [junior homonym of *Eudistoma molle* (Ritter, 1900)].

Type data: holotype ZMA TU801.

Type locality: Kamaragi Bay, Tanal Djampeah, Indonesia.

Eudistoma muscosum Kott, P. (1990). The Australian Ascidiacea Pt 2, Aplousobranchia (1). *Mem. Queensl. Mus.* **29**(1): 1–266 [220] [unnecessary *nom. nov.* for *Polycitor mollis* Sluiter, 1909].

Distribution: Indonesia, NT (N coast), QLD (Great Barrier Reef).

Ecology: benthic, marine.

Reference: Kott, P. (2004). Ascidiacea (Tunicata) in Australian waters of the Timor and Arafura Seas. *Beagle, Rec. Mus. Art Galleries NT* **20**: 37–81 [43].

***Eudistoma superlatum* Kott, 1990**

Eudistoma superlatum Kott, P. (1990). The Australian Ascidiacea Pt 2, Aplousobranchia (1). *Mem. Queensl. Mus.* **29**(1): 1–266 [229].

Type data: holotype WAM 822.83 (QM GH2136), paratype(s) WAM 189.75.

Type locality: near South Passage, Shark Bay, 10–15 m, WA.

Distribution: NT (N coast), WA (Central W coast, Lower W coast, NW coast).

Ecology: benthic, marine.

Reference: Kott, P. (2004). Ascidiacea (Tunicata) in Australian waters of the Timor and Arafura Seas. *Beagle, Rec. Mus. Art Galleries NT* **20**: 37–81 [27].

***Eudistoma tigrum* Kott, 1990**

Eudistoma tigrum Kott, P. (1990). The Australian Ascidiacea Pt 2, Aplousobranchia (1). *Mem. Queensl. Mus.* **29**(1): 1–266 [231].

Type data: holotype QM G11941, paratype(s) QM G11942–4, GH1362.

Type locality: Heron Is., Great Barrier Reef, QLD.

Distribution: Fiji, QLD (Great Barrier Reef), WA (Lower W coast).

Ecology: benthic, marine; lower water mark, rubble zone.

***Eudistoma tumidum* Kott, 1990**

Eudistoma tumidum Kott, P. (1990). The Australian Ascidiacea Pt 2, Aplousobranchia (1). *Mem. Queensl. Mus.* **29**(1): 1–266 [232].

Type data: holotype AM Y1068.

Type locality: Gulf of Carpentaria, NT [16°52'42"S 140°56'12"E].

Distribution: QLD (Gulf of Carpentaria); known only from type locality.

Ecology: benthic, marine.

***Polycitor* Renier, 1804**

Polycitor Renier, S.A. (1804). Prospetto della classe dei Vermi pp. XV–XXVII. Padua (see Porro, C. 1840, 'Nota per una Bibliografia Malacologie, Series III Geografica no. 1–4, pp. I–III and numbered columns 27–130). [XVII] [validated under plenary powers, see Hemming, F. & Noakes, D. (eds) (1958). *Official List of Generic Names in Zoology*. First instalment. London: International Trust for Zoological Nomenclature 200 pp.].

Type species: *Polycitor crystallinus* Renier, 1804 by monotypy.

Paradistoma Caullery, M. (1909). Recherches sur la famille des Distomidae. *Bull. Scient. Fr. Belg.* **42**: 1–59 [44] [first introduced as a subgenus of *Distoma* Savigny, 1816; junior objective synonym of *Polycitor* Renier, 1804].

Type species: *Polycitor crystallinus* Renier, 1804 by subsequent designation, see Harant, H. (1929). Ascidies provenant des croisières du Prince Albert 1er de Monaco. *Résultats de Campagnes Scientifique accomplies (Monaco)* **75**: 1–110 [40].

Tetrazona Michaelsen, W. (1930). Ascidae Krikobranchiae. *Fauna Südwest-Aust.* **5**(7): 463–558 [481].

Type species: *Distoma glareosa* Sluiter, 1906 by original designation.

Taxonomic decision for synonymy: Hartmeyer, R. (1912). Die Ascidien der Deutschen Tiefsee Expedition. *Wiss. Ergebn. dt. Tiefsee-Exped. 'Valdivia'* **16**(3): 223–392 [298]; Van Name, W.G. (1945). The North and South American ascidians. *Bull. Am. Mus. Nat. Hist.* **84**: 1–476 [132].

Generic reference: Caullery, M. (1909). Recherches sur la famille des Distomidae. *Bull. Scient. Fr. Belg.* **42**: 1–59 [43].

***Polycitor annulus* Kott, 1990**

Polycitor annulus Kott, P. (1990). The Australian Ascidiacea Pt 2, Aplousobranchia (1). *Mem. Queensl. Mus.* **29**(1): 1–266 [165].

Type data: holotype QM GH4350, paratype(s) QM GH4348, GH4351, GH4346.

Type locality: near reef edge, Heron Is., Capricorn Group, QLD.

Distribution: QLD (Great Barrier Reef).
Ecology: benthic, marine.

***Polycitor calamus* Kott, 1990**

Polycitor calamus Kott, P. (1990). The Australian Ascidiacea Pt 2, Aplousobranchia (1). *Mem. Queensl. Mus.* **29**(1): 1–266 [167].

Type data: holotype SAMA E2058, paratypes SAMA E2051, E2057, QM GH4187–8, GH4308.

Type locality: Archipelago Cove, 40 m, SA.

Distribution: NSW (Lower E coast), SA (Great Australian Bight, S Gulfs coast).

Ecology: benthic, marine; common in *Posidonia* [Posidoniaceae] beds.

***Polycitor cerasus* Kott, 1990**

Polycitor cerasus Kott, P. (1990). The Australian Ascidiacea Pt 2, Aplousobranchia (1). *Mem. Queensl. Mus.* **29**(1): 1–266 [168].

Type data: holotype SAMA E2080, paratype(s) QM GH4365.

Type locality: Breaking Reef, Franklin Is., Nuyts Archipelago, 15 m, SA.

Distribution: SA (Great Australian Bight); known only from type locality.

Ecology: benthic, marine; 15 m, amongst algae.

***Polycitor circes* Michaelsen, 1930**

Polycitor circes Michaelsen, W. (1930). Ascidiaceae Krikobranchiae. *Fauna Südwest-Aust.* **5**(7): 463–558 [495].

Type data: syntypes (probable) ZMB 3897* (whereabouts of other syntype(s) unknown).

Type locality: Shark Bay, off Dirk Hartog Is., 2.5–4.5 m, WA.

Polycitor gelatinosa Kott, P. (1957). Ascidiaceae of Australia II. Aplousobranchiata Lahille; Clavelinidae Forbes and Hanley and Polyclinidae Verrill. *Aust. J. Mar. Freshwat. Res.* **8**(1): 64–110 [83].

Type data: syntypes AM Y1310.

Type locality: Mary Cove, Rottneest Is., WA.

Taxonomic decision for synonymy: Kott, P. (1990). The Australian Ascidiacea Pt 2, Aplousobranchia (1). *Mem. Queensl. Mus.* **29**(1): 1–266 [169].

Distribution: QLD (NE coast), WA (Central W coast, Lower W coast, NW coast); west Pacific Ocean.

Ecology: benthic, marine.

References: Kott, P. (2002). Ascidiacea (Tunicata) from Darwin, Northern Territory, Australia. *Beagle, Rec. Mus. Art Galleries NT* **18**: 19–55 [26]; Kott, P. (2003). New syntheses and new species in the Australian Ascidiacea. *J. Nat. Hist.* **37**: 1611–1653 [1623].

***Polycitor columna* Kott, 1954**

Polycitor columna Kott, P. (1954). Tunicata, Ascidiaceae. *Rep. B.A.N.Z. Antarct. Res. Exped.* **1**(4): 121–182 [153].

Type data: syntypes AM Y1297.

Type locality: Maria Is., TAS.

Distribution: TAS (Tas. coast).
Ecology: benthic, marine.

***Polycitor emergens* Kott, 1990**

Polycitor emergens Kott, P. (1990). The Australian Ascidiacea Pt 2, Aplousobranchia (1). *Mem. Queensl. Mus.* **29**(1): 1–266 [170].

Type data: holotype AM Y1124, paratype(s) AM Y837.

Type locality: off Cronulla, 60 m, NSW.

Distribution: NSW (Lower E coast), TAS (Tas. coast).

Ecology: benthic, marine.

***Polycitor giganteus* (Herdman, 1899)**

Polycitor giganteum Herdman, W.A. (1898). Note on the Tunicata fauna of Australian seas. *Ann. Mag. Nat. Hist.* **7**(1): 443–450 [448] [*nom. nud.*].

Polyclinum giganteum Herdman, W.A. (1899). Descriptive catalogue of the Tunicata in the Australian Museum. *Australian Museum, Sydney, Catalogue* **17**: 1–139 [79].

Type data: syntypes AM U163 (G2099).

Type locality: Port Jackson, NSW.

Polyclinum globosum Herdman, W.A. (1899). Descriptive catalogue of the Tunicata in the Australian Museum. *Australian Museum, Sydney, Catalogue* **17**: 1–139 [80].

Type data: syntypes AM U157 (G2100), AM G12253.

Type locality: Port Jackson, NSW.

Taxonomic decision for synonymy: Kott, P. (1990). The Australian Ascidiacea Pt 2, Aplousobranchia (1). *Mem. Queensl. Mus.* **29**(1): 1–266 [171].

Distribution: NSW (Central E coast, Lower E coast), QLD (Central E coast), SA (Great Australian Bight, S Gulfs coast), TAS (Bass Strait, Tas. coast), VIC (Bass Strait), WA (Central W coast).

Ecology: benthic, marine; shallow subtidal waters–24 m.

***Polycitor nubilus* Kott, 1990**

Polycitor nubilus Kott, P. (1990). The Australian Ascidiacea Pt 2, Aplousobranchia (1). *Mem. Queensl. Mus.* **29**(1): 1–266 [174].

Type data: holotype SAM E2079.

Type locality: Lighthouse Point, Flinders Is., Investigator Group, 8 m, SA.

Distribution: SA (S Gulfs coast).

Ecology: benthic, marine; 8 m in caves and overhangs.

***Polycitor obeliscus* Kott, 1972**

Polycitor obeliscum Kott, P. (1972). The ascidiaceae of South Australia II. Eastern Sector of the Great Australian Bight and Investigator Strait. *Trans. R. Soc. S. Aust.* **96**(4): 165–196 [171].

Type data: holotype NMV H167.

Type locality: reef, Investigator Strait, 30 m, SA.

Distribution: SA (S Gulfs coast); known only from type locality.

Ecology: benthic, marine.

POLYCITORIDAE

Reference: Kott, P. (1990). The Australian Ascidiacea Pt 2, Aplousobranchia (1). *Mem. Queensl. Mus.* **29**(1): 1–266 [175].

Polycitor protectans (Herdman, 1899)

Amaroucium protectans Herdman, W.A. (1899). Descriptive catalogue of the Tunicata in the Australian Museum. *Australian Museum, Sydney, Catalogue* **17**: 1–139 [73].

Type data: holotype AM U160 (G2105).

Type locality: Port Jackson, New South Wales.

Distribution: NSW (Lower E coast); known only from type locality.

Ecology: benthic, marine.

Reference: Monniot, F. & Monniot, C. (1996). New collections of ascidians from the western Pacific and Southeastern Asia. *Micronesica* **29**(2): 133–279 [139].

Polycitor subarborensis Kott, 1957

Polycitor subarborensis Kott, P. (1957). Ascidians of Australia II. Aplousobranchiata Lahille; Clavelinidae Forbes and Hanley and Polyclinidae Verrill. *Aust. J. Mar. Freshwat. Res.* **8**(1): 64–110 [81].

Type data: holotype AM Y1298.

Type locality: Brush Is., off Ulladulla, 90 m, NSW.

Distribution: NSW (Lower E coast); known only from type locality.

Ecology: benthic, marine.

Reference: Kott, P. (1990). The Australian Ascidiacea Pt 2, Aplousobranchia (1). *Mem. Queensl. Mus.* **29**(1): 1–266.

Polycitor translucidus Kott, 1957

Polycitor translucida Kott, P. (1957). Ascidians of Australia II. Aplousobranchiata Lahille; Clavelinidae Forbes and Hanley and Polyclinidae Verrill. *Aust. J. Mar. Freshwat. Res.* **8**(1): 64–110 [81].

Type data: syntypes AM Y1301.

Type locality: reef, west of Point John, Point Peron, WA.

Distribution: Philippines, New Caledonia, French Polynesia, QLD (Great Barrier Reef), VIC (Bass Strait), WA (Lower W coast, NW coast).

Ecology: benthic, marine.

Reference: Kott, P. (1990). The Australian Ascidiacea Pt 2, Aplousobranchia (1). *Mem. Queensl. Mus.* **29**(1): 1–266.

Salix Kott, nom. nov.

Exostoma Kott, P. (1990). The Australian Ascidiacea Pt 2, Aplousobranchia (1). *Mem. Queensl. Mus.* **29**(1): 1–266 [233].

Type species: *Polycitor ianthinus* Sluiter, 1909 by original designation.

Salix nom. nov. [for *Exostoma* Kott, 1990].

Extralimital distribution: tropical west Pacific Ocean.

See: Kott, P. (1990). The Australian Ascidiacea Pt 2, Aplousobranchia (1). *Mem. Queensl. Mus.* **29**(1): 1–266.

Salix ianthina (Sluiter, 1909)

Polycitor ianthinus Sluiter, C.P. (1909). Die Tunicaten der Siboga Expedition. Pt II. Die merosomen Ascidien. *Siboga Exped.* **56B**: 1–112 [20].

Type data: lectotype ZMA TU791, paralectotype(s) ZMA TU792.

Subsequent designation: Spoel, S. van der (1969). Catalogue of the type specimens of Tunicata in the Zoological Museum in Amsterdam. *Bull. Zool. Mus. Amsterdam* **1**(13): 157–200 [186].

Type locality: reef, Nusa Laut Is., Indonesia.

Distribution: Indonesia, New Guinea, QLD (Great Barrier Reef); west Pacific Ocean.

Ecology: benthic, marine; sea grass beds.

POLYCLINIDAE

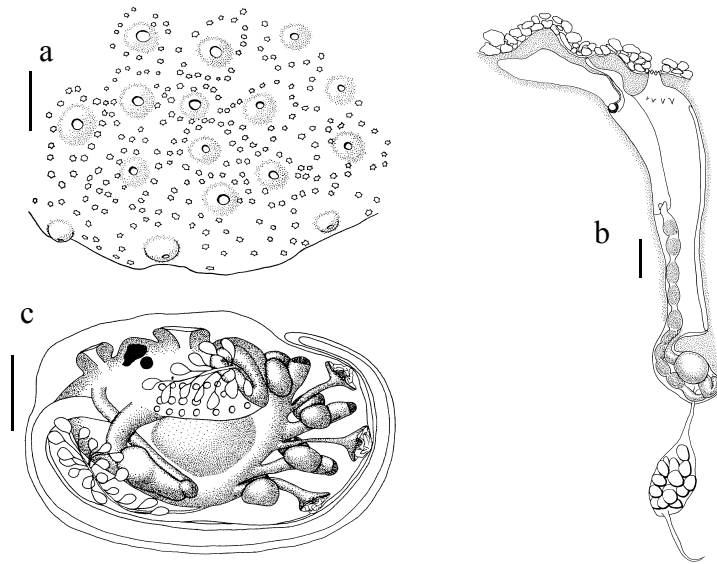


Fig. 8. *Polyclinum* spp.: **a**, colony surface showing common cloacal apertures, each surrounded by a circle of branchial apertures; **b**, zooid in test (sand on surface) showing atrial tongue above cloacal cavity; **c**, larva. (Scale bars: a = 2.0 mm; b, 0.5 mm; c, 0.1 mm). [from Kott 1992]

Polyclinidae Milne-Edwards, 1841 is one of the most diverse families of the Aplousobranchia. Six genera are represented in Australian waters. All have embedded zooids with 6-lobed or (occasionally) 8-lobed branchial apertures and smooth-rimmed atrial apertures, usually with a tongue from the upper rim of the opening or from the body wall anterior to the opening. Zooids may be arranged with their atrial openings into sometimes extensive branching cloacal canals or in circular systems around simple cloacal cavities. Colonies vary from small cushions to large irregular and sometimes lobed masses, or stalked heads, and many species have sand or other particles embedded in the test. Gonads are in a thread- or sac-like posterior abdomen with the testis follicles respectively serially arranged or bunched. The ovary is small and is anterior to the testis follicles. Fertilisation appears to occur in the atrial cavity or the distal end of the oviduct, where embryos are found at different stages of development. The gut loop is relatively short and the stomach is about halfway down the descending limb.

The stomach wall has parallel longitudinal folds in *Aplidium* Savigny, 1816 and is either smooth or has mulberry-like pockets in its wall in *Polyclinum* Savigny, 1816, *Aplidiopsis* Lahille, 1890, *Synoicum* Phipps, 1774, *Morchellium* Giard, 1872 and *Sidneioides* Kesteven, 1909. *Aplidium* often has long, thread-like posterior abdomina. The posterior abdomina of *Synoicum* and *Morchellium* are seldom so long. In *Polyclinum*, *Aplidiopsis* and *Sidneioides* the abdomen is separated from a more or less sac-like posterior abdomen by a constriction. The last three genera have larvae with vesicles separating from posteriorly projecting bilateral strands of larval ectoderm, one strand each side of the dorsal midline, and one each side of the postero-ventral corner of the larvae trunk, as well as anterior epidermal ampullae and adhesive organs. *Aplidium* usually has epidermal vesicles separating from the epidermis at the anterior end of the larval trunk around and amongst the adhesive organs. *Synoicum* has

POLYCLINIDAE

a stomach wall and larval epidermal vesicles like *Polyclinum*, *Aplidiopsis* and *Sidneioides*. The phylogenetic position of *Morchellium* is uncertain. It may be allied to *Aplidium*, the stomach being more barrel-shaped than the dorsally shortened stomach of *Polyclinum*. Larvae are not known for the Australian species of *Morchellium*, but the English Channel species, *M. argus* (see Berrill 1950), has anterior vesicles similar to those of *Aplidium*.

Polyclinum has branchial papillae, possible vestiges of the inner longitudinal branchial vessels found also in Protopolyclinidae, suggesting a protopolyclinid ancestry for *Polyclinum* and its related genera *Aplidiopsis*, *Sidneioides* and probably *Synoicum*. However, the folded stomach wall, and thread-like posterior abdomina of Ritterellidae suggest a direct relationship with *Aplidium*. Polyclinidae may therefore be polyphyletic, for although most of the genera are related to one another and appear to have an ancestor in the Protopolyclinidae, *Aplidium* and possibly *Morchellium* may have evolved from Ritterellidae after its isolation from the Protopolyclinidae.

Aplidium is one of the most speciose of the genera in tropical, temperate and polar waters in most parts of the world including Australia where 47 species are recorded. *Synoicum* (22 species) and *Polyclinum* (12 species) are also well represented. Two species each of *Aplidiopsis* and *Morchellium* are known from Australia, as well as one of the two known species of *Sidneioides* (see Kott 1992). As in other families, tropical species appear to have a wider range than temperate ones.

References

- Berrill, N.J. (1950). The Tunicata. *Ray Soc. Publs* **133**: 1–354
- Giard, A.M. (1872). Recherches sur les ascidies composées ou synascidies. *Arch. Zool. Exp. Gén.* **1**: 613–662
- Kesteven, H.L. (1909). Studies on Tunicata no. 1. *Proc. Linn. Soc. N.S.W.* **34**: 276–295
- Kott, P. (1992). The Australian Ascidiacea Pt 3, Aplousobranchia (2). *Mem. Queensl. Mus.* **32**(2): 377–620
- Lahille, F. (1890). *Recherches sur les tuniciers des côtes de France*. Toulouse : Lagarde et Sebillé 330 pp.
- Milne-Edwards, H. (1841). Observations sur les ascidies composées des côtes de la Manche. *Mem. Acad. Sci. Inst. Fr.* **18**: 217–326
- Phipps, C.J. (1774). pp. 194, 195, 199–200, pl. 13 fig. 3 in, *A Voyage towards the North Pole undertaken by His Majesty's Command, 1773*. London.
- Savigny, J.C. (1816). Recherches anatomiques sur les ascidies composées et sur les ascidies simples—Système de la classe des Ascidies pp. 1–239. In *Mémoires sur les Animaux sans Vertèbres*, Pt 2. Paris : G. Dufour.

Aplidiopsis Lahille, 1890

Aplidiopsis Lahille, F. (1890). *Recherches sur les tuniciers des côtes de France*. Toulouse : Lagarde et Sebillé 330 pp. [206].

Type species: *Aplidium vitreum* Lahille, 1887 by monotypy.

Extralimital distribution: tropical Atlantic, Mediterranean Sea, north Atlantic Ocean, temperate west Pacific Ocean. See: Kott, P. (1990). The Australian Ascidiacea Pt 2, Aplousobranchia (1). *Mem. Queensl. Mus.* **29**(1): 1–266.

Aplidiopsis confluata Kott, 1992

Aplidiopsis confluata Kott, P. (1992). The Australian Ascidiacea Pt 3, Aplousobranchia (2). *Mem. Queensl. Mus.* **32**(2): 377–620 [468].

Type data: holotype QM GH5514.

Type locality: Ninepin Point, 5 m, TAS.

Distribution: TAS (Tas. coast); known only from type locality.

Ecology: benthic, marine.

Aplidiopsis mammillata Kott, 1992

Aplidiopsis mammillata Kott, P. (1992). The Australian Ascidiacea Pt 3, Aplousobranchia (2). *Mem. Queensl. Mus.* **32**(2): 377–620 [469].

Type data: holotype QM GH4168.

Type locality: Cathedral Rock, near Thistle Is., Spencer Gulf, SA.

Distribution: SA (S Gulfs coast); known only from type locality.

Ecology: benthic, marine.

Aplidiopsis sabulosa Kott, 1992

Aplidiopsis sabulosa Kott, P. (1992). The Australian Ascidiacea Pt 3, Aplousobranchia (2). *Mem. Queensl. Mus.* **32**(2): 377–620 [470].

Type data: holotype QM GH4153.

Type locality: Avoid Bay, Price Is., 15–20 m, SA.

Distribution: SA (Great Australian Bight); known only from type locality.

Ecology: benthic, marine; 15–20 m.

Aplidium Savigny, 1816

Aplidium Savigny, J.C. (1816). Recherches anatomiques sur les ascidies composées et sur les ascidies simples—Système de la classe des Ascidies pp. 1–239. In *Mémoires sur les Animaux sans Vertèbres*, Pt 2. Paris: G. Dufour. [182].

Type species: *Aplidium lobatum* Savigny, 1816 by subsequent designation, see Hartmeyer, R. (1924). Ascidiacea, part II. Zugleich eine Übersicht über die Arktische und boreale Ascidiendfauna auf tiergeographischer Grundlage. *Ingolf-Exped.* **2**(7): 1–275.

Sidnyum Savigny, J.C. (1816). Recherches anatomiques sur les ascidies composées et sur les ascidies simples—Système de la classe des Ascidies pp. 1–239. In *Mémoires sur les Animaux sans Vertèbres*, Pt 2. Paris: G. Dufour. [238].

Type species: *Sidnyum turbinatum* Savigny, 1816 by subsequent designation, see Hartmeyer, R. (1924). Ascidiacea, part II. Zugleich eine Übersicht über die Arktische und boreale Ascidiendfauna auf tiergeographischer Grundlage. *Ingolf-Exped.* **2**(7): 1–275.

Amaroucium Milne-Edwards, H. (1841). Observations sur les ascidies composées des côtes de la Manche. *Mem. Acad. Sci. Inst. Fr.* **18**: 217–326 [283].

Type species: *Amaroucium proliferum* Milne-Edwards, 1841 by original designation.

Parascidia Milne-Edwards, H. (1841). Observations sur les ascidies composées des côtes de la Manche. *Mem. Acad. Sci. Inst. Fr.* **18**: 217–326 [291].

Type species: *Parascidia flavum* Milne-Edwards, 1841 by monotypy.

Circinalium Giard, A.M. (1872). Recherches sur les ascidies composées ou synascidies. *Arch. Zool. Exp. Gén.* **1**: 613–662 [639].

Type species: *Circinalium concregens* Giard, 1872 by monotypy.

Fragarium Giard, A.M. (1872). Recherches sur les ascidies composées ou synascidies. *Arch. Zool. Exp. Gén.* **1**: 613–662 [638].

Type species: *Fragarium elegans* Giard, 1872 by monotypy.

Psammaplidium Herdman, W.A. (1886). Report on the Tunicata collected during the voyage of H.M.S. *Challenger* during the years 1873–1876. Pt II, Ascidiaceae compositae. *Zool. Chall. Exped.* **14**(38): 1–425 [237].

Type species: *Psammaplidium spongiforme* Herdman, 1886 by original designation.

Heterotrema Fiedler, K. (1889). *Heterotrema sarasinorum*, eine neue Synascidiengattung aus der familie der Distomidae. *Zool. Jahrb. Jena* **4**: 859–878 [877].

Type species: *Heterotrema sarasinorum* Fiedler, 1889 by monotypy.

Macreteron Redikorzev, V. (1927). Zehn neue Ascidien aus dem fernen Osten. *Zool. Jahrb. Jena* **53**: 373–404 [378].

Type species: *Macreteron ritteri* Redikorzev, 1927 by original designation.

Taxonomic decision for synonymy: Harant, H. (1929). Ascidies provenant des croisières du Prince Albert 1er de Monaco. *Résultats de Campagnes Scientifique accomplies (Monaco)* **75**: 1–110 [19, 20]; Huus, J. (1937). Ascidiaceae. pp. 545–692 in Kükenthal, W. & Krumbach, T. (eds) *Handbuch der Zoologie*. Berlin: Walter de Gruyter Vol. 5(2)6 [666]; Millar, R.H. (1962). Further descriptions of South African ascidians. *Ann. S. Afr. Mus.* **56**(7): 113–221 [128]; Kott, P. (1992). The Australian Ascidiacea Pt 3, Aplousobranchia (2). *Mem. Queensl. Mus.* **32**(2): 377–620 [509].

Extralimital distribution: worldwide. See: Kott, P. (1992). The Australian Ascidiacea Pt 3, Aplousobranchia (2). *Mem. Queensl. Mus.* **32**(2): 377–620.

Aplidium acroporum Kott, 1992

Aplidium acroporum Kott, P. (1992). The Australian Ascidiacea Pt 3, Aplousobranchia (2). *Mem. Queensl. Mus.* **32**(2): 377–620 [513].

Type data: holotype SAMA E2554 (QM GH4169), paratype(s) QM GH5443, GH5431.

Type locality: The Gap, near Thistle Is., Spencer Gulf, SA.

Distribution: SA (S Gulfs coast).

Ecology: benthic, marine; in algae covering rocks merging to sand and sea grass, 12 m.

Aplidium altarium (Sluiter, 1909)

Amaroucium altarium Sluiter, C.P. (1909). Die Tunicaten der Siboga Expedition. Pt II. Die merosomen Ascidien. *Siboga Exped.* **56B**: 1–112 [105].

Type data: holotype ZMA TU176.

Type locality: Nalahia Bay, Nusa Laut Is., 46 m, Indonesia, see Spoel, S. van der (1969). Catalogue of the type specimens of Tunicata in the Zoological Museum in Amsterdam. *Bull. Zool. Mus. Amsterdam* **1**(13): 157–200.

Distribution: Indonesia, NT (N coast), QLD (Great Barrier Reef, NE coast), WA (Central W coast, Lower W coast, N coast, NW coast).

Ecology: benthic, marine.

Reference: Kott, P. (1992). The Australian Ascidiacea Pt 3, Aplousobranchia (2). *Mem. Queensl. Mus.* **32**(2): 377–620 [519].

***Aplidium amorphatum* Kott, 1963**

Aplidium amorphatum Kott, P. (1963). The ascidians of Australia IV. Aplousobranchiata Lahille; Polyclinidae Verrill (continued). *Aust. J. Mar. Freshwat. Res.* **14**(1): 70–118 [101].

Type data: holotype AM U3918.

Type locality: Bass Strait, 36 m, VIC [28°51'S 146°55'E].

Aplidium pseudobesum Kott, P. (1963). The ascidians of Australia IV. Aplousobranchiata Lahille; Polyclinidae Verrill (continued). *Aust. J. Mar. Freshwat. Res.* **14**(1): 70–118 [101].

Type data: holotype AM Y1292, paratype(s) AM U3924, U3922.

Type locality: Tathra, near Green Cape, NSW.

Taxonomic decision for synonymy: Kott, P. (1992). The Australian Ascidiacea Pt 3, Aplousobranchia (2). *Mem. Queensl. Mus.* **32**(2): 377–620 [522].

Distribution: NSW (Lower E coast), SA (Great Australian Bight), VIC (Bass Strait).

Ecology: benthic, marine.

***Aplidium australiense* Kott, 1963**

Aplidium australiense Kott, P. (1963). The ascidians of Australia IV. Aplousobranchiata Lahille; Polyclinidae Verrill (continued). *Aust. J. Mar. Freshwat. Res.* **14**(1): 70–118 [111].

Type data: holotype AM Y1398, paratype(s) AM U3914.

Type locality: Shoreham, VIC.

Distribution: SA (Great Australian Bight, S Gulfs coast), VIC (Bass Strait), WA (Great Australian Bight, SW coast).

Ecology: benthic, marine.

Reference: Kott, P. (1992). The Australian Ascidiacea Pt 3, Aplousobranchia (2). *Mem. Queensl. Mus.* **32**(2): 377–620 [523].

***Aplidium bacculum* Kott, 1992**

Aplidium bacculum Kott, P. (1992). The Australian Ascidiacea Pt 3, Aplousobranchia (2). *Mem. Queensl. Mus.* **32**(2): 377–620 [526].

Type data: holotype QM GH5434.

Type locality: Edithburgh, Yorke Peninsula, 12 m, SA [35°97'S 137°47'24"E].

Distribution: SA (Great Australian Bight, S Gulfs coast).

Ecology: benthic, marine.

***Aplidium brevilarvacium* Kott, 1963**

Aplidium brevilarvacium Kott, P. (1963). The ascidians of Australia IV. Aplousobranchiata Lahille; Polyclinidae Verrill (continued). *Aust. J. Mar. Freshwat. Res.* **14**(1): 70–118 [113].

Type data: holotype AM U3926.

Type locality: Sugarloaf Rock, Cape Naturaliste, S WA.

Aplidium digitatum Kott, P. (1975). The ascidians of South Australia III. Northern sector of the Great Australian Bight and additional records. *Trans. R. Soc. S. Aust.* **99**(1): 1–20 [7].

Type data: holotype SAMA E1030, paratypes QM G7508, AM Y1982.

Type locality: northern Great Australian Bight, 49 m, SA [32°24'S 133°30'E].

Taxonomic decision for synonymy: Kott, P. (1992). The Australian Ascidiacea Pt 3, Aplousobranchia (2). *Mem. Queensl. Mus.* **32**(2): 377–620 [527].

Distribution: SA (Great Australian Bight, S Gulfs coast), WA (Lower W coast); isolated record from Heron Is., QLD.

Ecology: benthic, marine.

***Aplidium caelestis* Monniot, 1987**

Aplidium caelestis Monniot, F. (1987). Ascidies de Nouvelle-Calédonie III. Polyclinidae du lagon. *Bull. Mus. Natl. Hist. Nat. Paris* (4)**9A**(3): 499–535 [517].

Type data: syntypes MNHP A1-Apl B-221*.

Type locality: Woodin Canal, 20–27 m, New Caledonia.

Distribution: New Caledonia, Norfolk Island, QLD (Great Barrier Reef), SA (S Gulfs coast), VIC (Bass Strait, SE oceanic), WA (Central W coast, Lower W coast); Marianas.

Ecology: benthic, marine.

Reference: Kott, P. (1992). The Australian Ascidiacea Pt 3, Aplousobranchia (2). *Mem. Queensl. Mus.* **32**(2): 377–620 [528].

***Aplidium clivosum* Kott, 1992**

Aplidium clivosum Kott, P. (1992). The Australian Ascidiacea Pt 3, Aplousobranchia (2). *Mem. Queensl. Mus.* **32**(2): 377–620 [530].

Type data: holotype SAMA E2561, paratype(s) QM G1197.

Type locality: on jetty piles, SE Beachport, 6–7 m, SA.

Distribution: NSW (Lower E coast), NT (N coast), QLD (Great Barrier Reef), SA (Great Australian Bight, S Gulfs coast), WA (Central W coast, Lower W coast, NW coast).

Ecology: benthic, marine.

***Aplidium congregatum* Kott, 1992**

Aplidium congregatum Kott, P. (1992). The Australian Ascidiacea Pt 3, Aplousobranchia (2). *Mem. Queensl. Mus.* **32**(2): 377–620 [533].

Type data: holotype QM GH5584.

Type locality: Point Lookout, N Stradbroke Is., QLD.

Distribution: QLD (Central E coast); known only from type locality.

Ecology: benthic, marine; tucked into narrow rocky crevices.

***Aplidium coniferum* Kott, 1963**

Aplidium coniferum Kott, P. (1963). The ascidians of Australia IV. Aplousobranchiata Lahille; Polyclinidae Verrill (continued). *Aust. J. Mar. Freshwat. Res.* **14**(1): 70–118 [102].

Type data: holotype AM U3921.

Type locality: near Twofold Bay, 57–65 m, NSW.

Distribution: NSW (Lower E coast), SA (Great Australian Bight), TAS (Bass Strait), VIC (Bass Strait).

Ecology: benthic, marine; to 400 m.

Reference: Kott, P. (1992). The Australian Ascidiacea Pt 3, Aplousobranchia (2). *Mem. Queensl. Mus.* **32**(2): 377–620 [535].

Aplidium crateriferum (Sluiter, 1909)

Amaroucium crateriferum Sluiter, C.P. (1909). Die Tunicaten der Siboga Expedition. Pt II. Die merosomen Ascidiien. *Siboga Exped.* **56B**: 1–112 [103].

Type data: lectotype ZMA TU1278, paralectotype(s) ZMA TU179.

Subsequent designation: Spoel, S. van der (1969). Catalogue of the type specimens of Tunicata in the Zoological Museum in Amsterdam. *Bull. Zool. Mus. Amsterdam* **1**(13): 157–200 [159].

Type locality: Sulu harbour, Sulu Is., 14 m, Indonesia.

Distribution: Philippines, QLD (Great Barrier Reef), WA (NW coast).

Ecology: benthic, marine.

Reference: Kott, P. (1992). The Australian Ascidiacea Pt 3, Aplousobranchia (2). *Mem. Queensl. Mus.* **32**(2): 377–620 [536].

Aplidium depressum Sluiter, 1909

Aplidium depressum Sluiter, C.P. (1909). Die Tunicaten der Siboga Expedition. Pt II. Die merosomen Ascidiien. *Siboga Exped.* **56B**: 1–112 [102].

Type data: holotype ZMA TU201.

Type locality: 521 m, Indonesia [7°35'24"S 117°28'36"E].

Distribution: Indonesia, Hong Kong, QLD (Great Barrier Reef, NE coast).

Ecology: benthic, marine; often on carapace of crabs.

Reference: Kott, P. (1992). The Australian Ascidiacea Pt 3, Aplousobranchia (2). *Mem. Queensl. Mus.* **32**(2): 377–620.

Aplidium directum Kott, 1972

Aplidium directum Kott, P. (1972). Notes on some ascidians from Port Jackson, Botany Bay and Port Hacking NSW. *Proc. Linn. Soc. N.S.W.* **97**(4): 241–257 [246].

Type data: holotype AM Y1110, paratype(s) AM Y111.

Type locality: off Cronulla, 90 m, NSW.

Distribution: NSW (Central E coast, Lower E coast), QLD (Central E coast).

Ecology: benthic, marine; 6–140 m on sea floor.

Reference: Kott, P. (1992). The Australian Ascidiacea Pt 3, Aplousobranchia (2). *Mem. Queensl. Mus.* **32**(2): 377–620 [539].

Aplidium distaplium Kott, 1992

Aplidium distaplium Kott, P. (1992). The Australian Ascidiacea Pt 3, Aplousobranchia (2). *Mem. Queensl. Mus.* **32**(2): 377–620 [540].

Type data: holotype QM G12728, paratype(s) QM G12729.

Type locality: 560 m off shore, 10 km SW Seaspray, off Ninety Mile Beach, Bass Strait, VIC.

Distribution: SA (S Gulfs coast), VIC (Bass Strait).

Ecology: benthic, marine; 12 m, fast current on calcarenite reef.

Aplidium elatum Kott, 1972

Aplidium elatum Kott, P. (1972). The ascidians of South Australia II. Eastern Sector of the Great Australian Bight and Investigator Strait. *Trans. R. Soc. S. Aust.* **96**(4): 165–196 [177].

Type data: holotype SAMA E906, paratype(s) SAMA E905.

Type locality: Elliston Bay, 17 m, SA.

Distribution: SA (Great Australian Bight); known only from type locality.

Ecology: benthic, marine.

Reference: Kott, P. (1992). The Australian Ascidiacea Pt 3, Aplousobranchia (2). *Mem. Queensl. Mus.* **32**(2): 377–620 [541].

Aplidium filiforme Kott, 1992

Aplidium filiforme Kott, P. (1992). The Australian Ascidiacea Pt 3, Aplousobranchia (2). *Mem. Queensl. Mus.* **32**(2): 377–620 [542].

Type data: holotype QM GH5527, paratype(s) QM GH5528.

Type locality: Blue Pools, Heron Is., QLD.

Distribution: QLD (Great Barrier Reef), WA (Lower W coast).

Ecology: benthic, marine.

Aplidium fluoescum Kott, 1992

Aplidium fluoescum Kott, P. (1992). The Australian Ascidiacea Pt 3, Aplousobranchia (2). *Mem. Queensl. Mus.* **32**(2): 377–620 [544].

Type data: holotype QM GH5243, paratype(s) QM GH5244, GH5245, GH5246, GH5247.

Type locality: NE Point, Heron Is., QLD.

Distribution: QLD (Great Barrier Reef, NE coast).

Ecology: benthic, marine; reef, rubble fauna.

Aplidium gastrolineatum Kott, 1992

Aplidium gastrolineatum Kott, P. (1992). The Australian Ascidiacea Pt 3, Aplousobranchia (2). *Mem. Queensl. Mus.* **32**(2): 377–620 [546].

Type data: holotype SAMA E2584.

Type locality: Anxious Bay, 1 km NW of Waldegrave Is., 23 m, SA [33°33'S 134°46'E].

Distribution: SA (Great Australian Bight).

Ecology: benthic, marine; rocky bottom, slow current.

Aplidium gelasinum Kott, 1992

Aplidium gelasinum Kott, P. (1992). The Australian Ascidiacea Pt 3, Aplousobranchia (2). *Mem. Queensl. Mus.* **32**(2): 377–620 [547].

Type data: holotype QM GH5333.

Type locality: Tydeman Reef, far northern Great Barrier Reef, QLD.

Distribution: QLD (Great Barrier Reef); known only from type locality.

Ecology: benthic, marine.

***Aplidium geminatum* Kott, 1992**

Aplidium geminatum Kott, P. (1992). The Australian Ascidiacea Pt 3, Aplousobranchia (2). *Mem. Queensl. Mus.* **32**(2): 377–620 [548].

Type data: holotype QM GH4175, paratype(s) QM GH4229.
Type locality: Avoid Bay, Price Is., SA.

Distribution: SA (Great Australian Bight, S Gulfs coast), TAS (Bass Strait), VIC (Bass Strait).

Ecology: benthic, marine.

***Aplidium grisiatum* Kott, 1998**

Aplidium griseum Kott, P. (1992). The Australian Ascidiacea Pt 3, Aplousobranchia (2). *Mem. Queensl. Mus.* **32**(2): 377–620 [551] [junior primary homonym of *Aplidium griseum* Lahille, 1890].

Type data: holotype QM GH5212, paratype(s) QM GH5214, GH5215.

Type locality: near reef edge, Heron Is., QLD.

Aplidium grisiatum Kott, P. (1998). Tunicata. pp. 51–259 in Wells, A. & Houston, W.W.K. (eds) *Zoological Catalogue of Australia*. Hemichordata, Tunicata, Cephalochordata. Melbourne: CSIRO Publishing, Australia Vol. 34 298 pp. [119] [*nom. nov.* for *Aplidium griseum* Kott, 1992].

Distribution: Palau, NT (N coast), QLD (Great Barrier Reef).

Ecology: benthic, marine; under rubble near reef edge.

***Aplidium incubatum* Kott, 1992**

Aplidium incubatum Kott, P. (1992). The Australian Ascidiacea Pt 3, Aplousobranchia (2). *Mem. Queensl. Mus.* **32**(2): 377–620 [551].

Type data: holotype QM GH5309, paratype(s) QM GH5310.
Type locality: Point Lookout, N Stradbroke Is., QLD.

Distribution: QLD (Central E coast).

Ecology: benthic, marine; rocky substrates, 0–10 m.

***Aplidium inflorescens* Kott, 1992**

Aplidium inflorescens Kott, P. (1992). The Australian Ascidiacea Pt 3, Aplousobranchia (2). *Mem. Queensl. Mus.* **32**(2): 377–620 [553].

Type data: holotype SAMA E2588.

Type locality: NNE Cape Catastrophe, SW Point, Grindal Is., 18 m, SA.

Distribution: SA (Great Australian Bight), VIC (Bass Strait).

Ecology: benthic, marine.

***Aplidium jacksoni* Kott, 1963**

Aplidium jacksoni Kott, P. (1963). The ascidians of Australia IV. Aplousobranchiata Lahille; Polyclinidae Verrill (continued). *Aust. J. Mar. Freshwat. Res.* **14**(1): 70–118 [110].

Type data: holotype AM U3917.

Type locality: Port Jackson, NSW.

Distribution: NSW (Lower E coast).

Ecology: benthic, marine.

Reference: Kott, P. (1992). The Australian Ascidiacea Pt 3, Aplousobranchia (2). *Mem. Queensl. Mus.* **32**(2): 377–620 [554].

***Aplidium lenticulum* Kott, 1992**

Aplidium lenticulum Kott, P. (1992). The Australian Ascidiacea Pt 3, Aplousobranchia (2). *Mem. Queensl. Mus.* **32**(2): 377–620 [555].

Type data: holotype QM GH5060, paratype(s) QM GH5061.
Type locality: Heron Is., 3 m, QLD.

Distribution: QLD (Great Barrier Reef), SA (Great Australian Bight), WA (Lower W coast).

Ecology: benthic, marine.

***Aplidium lodix* Kott, 1992**

Aplidium lodix Kott, P. (1992). The Australian Ascidiacea Pt 3, Aplousobranchia (2). *Mem. Queensl. Mus.* **32**(2): 377–620 [557].

Type data: holotype QM G12712.

Type locality: Crawfish Rock, Western Port, VIC.

Distribution: SA (Great Australian Bight), VIC (Bass Strait).

Ecology: benthic, marine.

***Aplidium longithorax* Monniot, 1987**

Aplidium longithorax Monniot, F. (1987). Ascidies de Nouvelle-Calédonie III. Polyclinidae du lagon. *Bull. Mus. Natl. Hist. Nat. Paris* (4)**9A**(3): 499–535 [525].

Type data: holotype MNHP A1-Apl B-210*.

Type locality: lagoon, Woodin Canal, New Caledonia.

Distribution: Palau, New Caledonia, NSW (Lower E coast), QLD (Great Barrier Reef).

Ecology: benthic, marine; 0–100 m.

Reference: Monniot, F. & Monniot, C. (1996). New collections of ascidians from the western Pacific and Southeastern Asia. *Micronesica* **29**(2): 133–279 [139].

***Aplidium lunacratum* Kott, 1992**

Psammaplidium ordinatum Herdman, W. & Riddell, W. (1913). The Tunicata of the 'Thetis' Expedition. In, Scientific results of the Trawl Expedition Thetis, Part 17. *Mem. Aust. Mus.* **4**: 873–889 [884] [junior primary homonym of *Psammaplidium ordinatum* Sluiter, 1906].

Type data: holotype AM G12216.

Type locality: Manning River, NSW.

Aplidium lunacratum Kott, P. (1992). The Australian Ascidiacea Pt 3, Aplousobranchia (2). *Mem. Queensl. Mus.* **32**(2): 377–620 [558] [*nom. nov.* for *Psammaplidium ordinatum* Herdman & Riddell, 1913].

Distribution: NSW (Lower E coast), SA (Great Australian Bight, S Gulfs coast), VIC (Bass Strait), WA (Lower W coast).

Ecology: benthic, marine.

***Aplidium macrolobatum* Kott, 1992**

Aplidium macrolobatum Kott, P. (1992). The Australian Ascidiacea Pt 3, Aplousobranchia (2). *Mem. Queensl. Mus.* **32**(2): 377–620 [561].

Type data: holotype QM GH5169, paratype(s) QM GH5170. Type locality: outer edge of reef, NE Heron Is., QLD.

Distribution: QLD (Great Barrier Reef, NE coast).

Ecology: benthic, marine; on under-surface of rubble, outer edge of reef, sometimes on crabs.

***Aplidium magnilarvum* Kott, 1992**

Aplidium magnilarvum Kott, P. (1992). The Australian Ascidiacea Pt 3, Aplousobranchia (2). *Mem. Queensl. Mus.* **32**(2): 377–620 [563].

Type data: holotype SAMA E2582, paratype(s) SAMA E2583.

Type locality: 115 nautical miles SW of Eucla, 180 m, WA [38°17'S 129°37'E].

Distribution: WA (Great Australian Bight).

Ecology: benthic, marine; 180–190 m.

***Aplidium minisculum* Kott, 1992**

Aplidium minisculum Kott, P. (1992). The Australian Ascidiacea Pt 3, Aplousobranchia (2). *Mem. Queensl. Mus.* **32**(2): 377–620 [564].

Type data: holotype QM G11920.

Type locality: Portsea Pier, 2 m, VIC.

Distribution: VIC (Bass Strait).

Ecology: benthic, marine.

***Aplidium multilineatum* Kott, 1992**

Aplidium multilineatum Kott, P. (1992). The Australian Ascidiacea Pt 3, Aplousobranchia (2). *Mem. Queensl. Mus.* **32**(2): 377–620 [566].

Type data: holotype AM U3954.

Type locality: Salmon Bay, Rottneest Is., WA.

Distribution: TAS (Bass Strait), WA (Lower W coast).

Ecology: benthic, marine.

***Aplidium multiplicatum* Sluiter, 1909**

Aplidium multiplicatum Sluiter, C.P. (1909). Die Tunicaten der Siboga Expedition. Pt II. Die merosomen Ascidien. *Siboga Exped.* **56B**: 1–112 [56].

Type data: lectotype ZMA TU 205, paralectotype(s) ZMA TU 203.

Subsequent designation: Spoel, S. van der (1969). Catalogue of the type specimens of Tunicata in the Zoological Museum in Amsterdam. *Bull. Zool. Mus. Amsterdam* **1**(13): 157–200 [160].

Type locality: Tual anchorage, Kei Is., 22 m, Indonesia.

Aplidium controversum Monniot, F. & Monniot, C. (1996). New collections of ascidians from the western Pacific and Southeastern Asia. *Micronesica* **29**(2): 133–279 [135].

Type data: holotype MNHP A1 Apl B312*.

Type locality: Marine Lake, Koror State, Palau.

Taxonomic decision for synonymy: Kott, P. (2003). New syntheses and new species in the Australian Ascidiacea. *J. Nat. Hist.* **37**: 1611–1653 [1629].

Distribution: Philippines, Hong Kong, Palau, Kiribati, NSW (Lower E coast), NT (N coast), QLD (Great Barrier Reef, NE coast), SA (S Gulfs coast), WA (Central W coast, Lower W coast, NW coast); also Majura Atoll, Truk, Ponape.

Ecology: benthic, marine.

***Aplidium opacum* Kott, 1963**

Aplidium opacum Kott, P. (1963). The ascidians of Australia IV. Aplousobranchiata Lahille; Polyclinidae Verrill (continued). *Aust. J. Mar. Freshwat. Res.* **14**(1): 70–118 [108].

Type data: holotype AM U3929.

Type locality: Balnarring Beach, VIC.

Aplidium foliorum Kott, P. (1975). The ascidians of South Australia III. Northern sector of the Great Australian Bight and additional records. *Trans. R. Soc. S. Aust.* **99**(1): 1–20 [5].

Type data: holotype SAM E1036.

Type locality: northern Great Australian Bight, SA.

Taxonomic decision for synonymy: Kott, P. (1992). The Australian Ascidiacea Pt 3, Aplousobranchia (2). *Mem. Queensl. Mus.* **32**(2): 377–620 [570].

Distribution: NSW (Lower E coast), SA (Great Australian Bight, S Gulfs coast), TAS (Bass Strait, Tas. coast), VIC (Bass Strait), WA (Lower W coast).

Ecology: benthic, marine.

***Aplidium ornatum* Kott, 1992**

Aplidium ornatum Kott, P. (1992). The Australian Ascidiacea Pt 3, Aplousobranchia (2). *Mem. Queensl. Mus.* **32**(2): 377–620 [572].

Type data: holotype QM GH5157.

Type locality: NW corner, Wistari Reef, QLD.

Distribution: QLD (Central E coast, Great Barrier Reef).

Ecology: benthic, marine; lower tide, under rubble near reef edge.

***Aplidium paralineatum* Kott, 1992**

Aplidium paralineatum Kott, P. (1992). The Australian Ascidiacea Pt 3, Aplousobranchia (2). *Mem. Queensl. Mus.* **32**(2): 377–620 [574].

Type data: holotype SAMA E10648.

Type locality: 45 nautical miles N of Sister Is., 92 m, TAS [39°00'S 148°25'E].

Distribution: TAS (Bass Strait); known only from type locality.

Ecology: benthic, marine; 92 m.

***Aplidium parastigmaticum* Kott, 1992**

Aplidium parastigmaticum Kott, P. (1992). The Australian Ascidiacea Pt 3, Aplousobranchia (2). *Mem. Queensl. Mus.* **32**(2): 377–620 [575].

Type data: holotype QM GH5603.

Type locality: reef slope, Heron Is., 10 m, QLD.

Distribution: QLD (Great Barrier Reef).

Ecology: benthic, marine; 10 m, reef slope.

***Aplidium parvum* Kott, 1963**

Aplidium parvum Kott, P. (1963). The ascidians of Australia IV. Aplousobranchiata Lahille; Polyclinidae Verrill (continued). *Aust. J. Mar. Freshwat. Res.* **14**(1): 70–118 [112].

Type data: syntypes AM Y1832.

Type locality: San Remo, VIC.

Distribution: VIC (Bass Strait), WA (SW coast).

Ecology: benthic, marine.

Reference: Kott, P. (1992). The Australian Ascidiacea Pt 3, Aplousobranchia (2). *Mem. Queensl. Mus.* **32**(2): 377–620 [577].

***Aplidium petrosus* Kott, 1992**

Aplidium petrosus Kott, P. (1992). The Australian Ascidiacea Pt 3, Aplousobranchia (2). *Mem. Queensl. Mus.* **32**(2): 377–620 [577].

Type data: holotype QM GH5454.

Type locality: Margaret Brock Lighthouse, Cape Jaffa, SA.

Distribution: SA (Great Australian Bight, S Gulfs coast).

Ecology: benthic, marine.

***Aplidium pronum* Kott, 1975**

Aplidium pronum Kott, P. (1975). The ascidians of South Australia III. Northern sector of the Great Australian Bight and additional records. *Trans. R. Soc. S. Aust.* **99**(1): 1–20 [6].

Type data: holotype NMV H287.

Type locality: Investigator Strait, 19 m, SA.

Distribution: SA (S Gulfs coast); known only from type locality.

Ecology: benthic, marine.

***Aplidium ritteri* (Sluiter, 1895)**

Amaroucium ritteri Sluiter, C.P. (1895). Tunicaten. *In*, Semon, R. Zoologische Forschungsreisen in Australien und den Malayischen Archipel. *Denkschr. Med.-Naturw. Ges. Jena* **8**: 163–186; Nachtrag zu den tunicaten: 325–326. [170].

Type data: holotype ZMA TU189.

Type locality: Thursday Is., Torres Strait, north Australia.

Distribution: Palau, New Caledonia, French Polynesia, QLD (Great Barrier Reef, NE coast); also Truk, Ponape.

Ecology: benthic, marine.

Reference: Kott, P. (1992). The Australian Ascidiacea Pt 3, Aplousobranchia (2). *Mem. Queensl. Mus.* **32**(2): 377–620 [581].

***Aplidium robustum* Kott, 1992**

Aplidium robustum Kott, P. (1992). The Australian Ascidiacea Pt 3, Aplousobranchia (2). *Mem. Queensl. Mus.* **32**(2): 377–620 [582].

Type data: holotype QM GH5467, paratype(s) QM GH5506.

Type locality: south of Mt Martin, King George Sound, Albany, 2 m, WA [35°00'48"S 117°57'E].

Distribution: SA (Great Australian Bight), TAS (Tas. coast), WA (SW coast).

Ecology: benthic, marine; in small crevices in flat base rock.

***Aplidium rosarium* Kott, 1992**

Aplidium rosarium Kott, P. (1992). The Australian Ascidiacea Pt 3, Aplousobranchia (2). *Mem. Queensl. Mus.* **32**(2): 377–620 [583].

Type data: holotype QM GH5224.

Type locality: Blue pools, Heron Is., QLD.

Distribution: QLD (NE coast); known only from type locality.

Ecology: benthic, marine; rubble fauna.

***Aplidium rubricollum* Kott, 1963**

Aplidium rubricollum Kott, P. (1963). The ascidians of Australia IV. Aplousobranchiata Lahille; Polyclinidae Verrill (continued). *Aust. J. Mar. Freshwat. Res.* **14**(1): 70–118 [103].

Type data: holotype AM Y1417, paratype(s) AM Y1403, Y1415.

Type locality: Reevesby Is., SA.

Distribution: SA (Great Australian Bight, S Gulfs coast).

Ecology: benthic, marine.

Reference: Kott, P. (1992). The Australian Ascidiacea Pt 3, Aplousobranchia (2). *Mem. Queensl. Mus.* **32**(2): 377–620 [584].

***Aplidium solidum* (Herdman, 1891)**

Psammaplidium solidum Herdman, W.A. (1891). A revised classification of the Tunicata, with definitions of the orders, sub-orders, families, sub-families and genera, and analytical keys to the species. *J. Linn. Soc. Lond. Zool.* **23**: 558–652 [620] [*Amaroucium solidum* Ritter & Forsyth, 1917 is a junior secondary homonym].

Type data: holotype AM U165 (G2108).

Type locality: Port Jackson, NSW.

Psammaplidium fragile Herdman, W.A. (1891). A revised classification of the Tunicata, with definitions of the orders, sub-orders, families, sub-families and genera, and analytical keys to the species. *J. Linn. Soc. Lond. Zool.* **23**: 558–652 [620].

Type data: holotype AM U166 (G2110).

Type locality: Port Jackson, NSW.

Psammaplidium incrustans Herdman, W.A. (1891). A revised classification of the Tunicata, with definitions of the orders, sub-orders, families, sub-families and genera, and analytical keys to the species. *J. Linn. Soc. Lond. Zool.* **23**: 558–652 [620].

Type data: holotype AM U167 (G2111).

Type locality: Port Stephens, NSW.

Psammaplidium lobatum Herdman, W.A. (1891). A revised classification of the Tunicata, with definitions of the orders, sub-orders, families, sub-families and genera, and analytical keys to the species. *J. Linn. Soc. Lond. Zool.* **23**: 558–652 [620] [junior primary homonym of *Aplidium lobatum* Savigny, 1816].

POLYCLINIDAE

Type data: holotype QM U164 (G2109).

Type locality: Port Jackson, NSW.

Aplidium arboratum Kott, P. (1963). The ascidians of Australia IV. Aplousobranchiata Lahille; Polyclinidae Verrill (continued). *Aust. J. Mar. Freshwat. Res.* **14**(1): 70–118 [96] [unnecessary *nom. nov.* for *Psammaplidium lobatum* Herdman, 1899].

Synoicum investum Kott, P. (1963). The ascidians of Australia IV. Aplousobranchiata Lahille; Polyclinidae Verrill (continued). *Aust. J. Mar. Freshwat. Res.* **14**(1): 70–118 [90].

Type data: holotype AM U3928.

Type locality: Bargara, Hervey Bay, QLD.

Taxonomic decision for synonymy: Kott, P. (1992). The Australian Ascidiacea Pt 3, Aplousobranchia (2). *Mem. Queensl. Mus.* **32**(2): 377–620 [586].

Distribution: NSW (Central E coast, Lower E coast), QLD (Central E coast, NE coast), WA (NW coast).

Ecology: benthic, marine.

Aplidium tabascum Kott, 1992

Aplidium tabascum Kott, P. (1992). The Australian Ascidiacea Pt 3, Aplousobranchia (2). *Mem. Queensl. Mus.* **32**(2): 377–620 [589].

Type data: holotype QM GH5208, paratype(s) QM GH5542, G9727.

Type locality: reef, Heron Is., 15 m, QLD.

Distribution: Papua New Guinea, QLD (Great Barrier Reef).

Ecology: benthic, marine.

Aplidium triggsense Kott, 1963

Aplidium triggsensis Kott, P. (1963). The ascidians of Australia IV. Aplousobranchiata Lahille; Polyclinidae Verrill (continued). *Aust. J. Mar. Freshwat. Res.* **14**(1): 70–118 [104].

Type data: holotype QM V3923, paratypes AM Y1405, AM Y1408, AM Y1421, AM Y1427, AM Y1428.

Type locality: Trigg's Is., near Fremantle, WA.

Distribution: New Caledonia, QLD (Great Barrier Reef), SA (Great Australian Bight), VIC (Bass Strait), WA (Lower W coast).

Ecology: benthic, marine; often subjected to surf, turbulence and strong currents.

Reference: Kott, P. (1992). The Australian Ascidiacea Pt 3, Aplousobranchia (2). *Mem. Queensl. Mus.* **32**(2): 377–620 [590].

Aplidium uteute Monniot & Monniot, 1987

Aplidium uteute Monniot, C. & Monniot, F. (1987). Les ascidies de Polynésie française. *Mém. Mus. Natl. Hist. Nat. Paris* **136**: 1–155 [79].

Type data: holotype MNHP A APL B194*.

Type locality: Moorea, French Polynesia.

Aplidium latusexitus Monniot, F. (1987). Ascidies de Nouvelle-Calédonie III. Polyclinidae du lagon. *Bull. Mus. Natl. Hist. Nat. Paris* (4) **9A**(3): 499–535 [523].

Type data: holotype MNHP Al-Apl B-213*.

Type locality: New Caledonia, 35 m along Woodwin Canal.

Taxonomic decision for synonymy: Kott, P. (1992). The Australian Ascidiacea Pt 3, Aplousobranchia (2). *Mem. Queensl. Mus.* **32**(2): 377–620 [592].

Distribution: New Caledonia, French Polynesia, QLD (Great Barrier Reef).

Ecology: benthic, marine.

Morchellium Giard, 1872

Morchellium Giard, A.M. (1872). Recherches sur les ascidies composées ou synascidies. *Arch. Zool. Exp. Gén.* **1**: 613–662 [641].

Type species: *Amaroucium argus* Milne-Edwards, 1841 by monotypy.

Extralimital distribution: Palaearctic Region; western Europe, west Pacific Ocean. See: Kott, P. (1992). The Australian Ascidiacea Pt 3, Aplousobranchia (2). *Mem. Queensl. Mus.* **32**(2): 377–620.

Morchellium albidum Kott, 1992

Morchellium albidum Kott, P. (1992). The Australian Ascidiacea Pt 3, Aplousobranchia (2). *Mem. Queensl. Mus.* **32**(2): 377–620 [505].

Type data: holotype QM GH5582.

Type locality: Wedge Is., West Bay, southern Spencer Gulf, SA.

Distribution: SA (S Gulfs coast); known only from type locality.

Ecology: benthic, marine.

Morchellium pannosum Kott, 1992

Morchellium pannosum Kott, P. (1992). The Australian Ascidiacea Pt 3, Aplousobranchia (2). *Mem. Queensl. Mus.* **32**(2): 377–620 [506].

Type data: holotype QM G12722.

Type locality: Port Phillip Heads, 18 m, VIC.

Distribution: VIC (Bass Strait); known only from type locality.

Ecology: benthic, marine.

Polyclinum Savigny, 1816

Polyclinum Savigny, J.C. (1816). Recherches anatomiques sur les ascidies composées et sur les ascidies simples—Système de la classe des Ascidies pp. 1–239. In *Mémoires sur les Animaux sans Vertèbres*, Pt 2. Paris : G. Dufour. [189].

Type species: *Polyclinum saturnium* Savigny, 1816 by subsequent designation, see Hartmeyer, R. (1915). Ascidiarum nomina conservanda. pp. 247–258 in Apstein, C. Nomina Conservanda. *Sber. Ges. Naturf. Freunde Berl.* **1915b**: 247–258 [257].

Glossophorum Lahille, F. (1887). Système musculaire du *Glossophorum sabulosum* (G.) (*Polyclinum sabulosum*, Giard). *Bull. Soc. Toulouse* **19**: 107–116 [107].

Type species: *Polyclinum sabulosum* Giard, 1872 by original designation.

Taxonomic decision for synonymy: Hartmeyer, R. (1916). Ueber einige Ascidien aus dem Golf von Suez. *Sber. Ges. Naturf. Freunde Berl.* **1915**: 397–430 [428].

Extralimital distribution: temperate and tropical seas to the Faroe IIs. See: Van Name, W.G. (1945). The North and South American ascidians. *Bull. Am. Mus. Nat. Hist.* **84**: 1–476; Berrill, N.J. (1950). The Tunicata. *Ray Soc. Publs* **133**: 1–354; Kott, P. (1992). The Australian Ascidiacea Pt 3, Aplousobranchia (2). *Mem. Queensl. Mus.* **32**(2): 377–620.

Polyclinum fungosum Herdman, 1886

Polyclinum fungosum Herdman, W.A. (1886). Report on the Tunicata collected during the voyage of H.M.S. *Challenger* during the years 1873–1876. Pt II, Ascidiæ compositæ. *Zool. Chall. Exped.* **14**(38): 1–425 [190].
Type data: holotype BMNH 1887.2.4.323*.
Type locality: Port Jackson, 12–30 m, NSW.

Distribution: NSW (Lower E coast), VIC (Bass Strait).
Ecology: benthic, marine.
Reference: Kott, P. (1992). The Australian Ascidiacea Pt 3, Aplousobranchia (2). *Mem. Queensl. Mus.* **32**(2): 377–620 [447].

Polyclinum glabrum Sluiter, 1895

Polyclinum glabrum Sluiter, C.P. (1895). Tunicaten. In: Semon, R. Zoologische Forschungsreisen in Australien und den Malayischen Archipel. *Denkschr. Med.-Naturw. Ges. Jena* **8**: 163–186; Nachtrag zu den tunicaten: 325–326. [168].
Type data: holotype ZMA TU824*.
Type locality: Ambon, Indonesia.

Distribution: Indonesia, NT (N coast), QLD (Great Barrier Reef, NE coast), WA (NW coast).
Ecology: benthic, marine.
Reference: Kott, P. (1992). The Australian Ascidiacea Pt 3, Aplousobranchia (2). *Mem. Queensl. Mus.* **32**(2): 377–620.

Polyclinum incrustatum Michaelsen, 1930

Polyclinum neptunium incrustatum Michaelsen, W. (1930). Ascidiæ Krikobranchiæ. *Fauna Südwest-Aust.* **5**(7): 463–558 [542] [proposed with subspecific rank in *Polyclinum neptunium* Hartmeyer, 1912].
Type data: holotype (probable) ZMB 3892*.
Type locality: Koombana Bay, Geographe Bay, 14.5–18 m, WA.

Taxonomic decision for new combination: Kott, P. (1992). The Australian Ascidiacea Pt 3, Aplousobranchia (2). *Mem. Queensl. Mus.* **32**(2): 377–620 [450] (as *Polyclinum incrustatum*).

Distribution: SA (Great Australian Bight, S Gulfs coast), WA (Great Australian Bight, SW coast).
Ecology: benthic, marine.

Polyclinum marsupiale Kott, 1963

Polyclinum marsupiale Kott, P. (1963). The ascidians of Australia IV. Aplousobranchiata Lahille; Polyclinidae Verrill (continued). *Aust. J. Mar. Freshwat. Res.* **14**(1): 70–118 [83].
Type data: holotype AM U3915, paratype(s) AM U3916.
Type locality: Hunter Is., Bass Strait, TAS.

Distribution: SA (S Gulfs coast), TAS (Bass Strait), VIC (Bass Strait), WA (SW coast).

Ecology: benthic, marine.

Reference: Kott, P. (1992). The Australian Ascidiacea Pt 3, Aplousobranchia (2). *Mem. Queensl. Mus.* **32**(2): 377–620.

Polyclinum nudum Kott, 1992

Polyclinum nudum Kott, P. (1992). The Australian Ascidiacea Pt 3, Aplousobranchia (2). *Mem. Queensl. Mus.* **32**(2): 377–620 [454].
Type data: holotype QM GH5391, paratype(s) QM GH5387.
Type locality: old jetty piles, Coffs Harbour, 0.5 m, NSW.

Distribution: NSW (Lower E coast).
Ecology: benthic, marine.

Polyclinum orbitum Kott, 1992

Polyclinum orbitum Kott, P. (1992). The Australian Ascidiacea Pt 3, Aplousobranchia (2). *Mem. Queensl. Mus.* **32**(2): 377–620 [455].
Type data: holotype QM G12730, paratype(s) QM G12731.
Type locality: 560 m offshore, 10 km SW of Seaspray, Ninety Mile Beach, 12 m, VIC.

Distribution: VIC (Bass Strait).
Ecology: benthic, marine; 12 m, fast currents, calcarenite reef.

Polyclinum psammiferum Hartmeyer, 1909

Polyclinum psammiferum Hartmeyer, R. (1909). Ascidiæ (continuation of work by Seeliger). pp. 1281–1488 in Bronn, H.G. *Klassen und Ordnungen des Tier-Reichs*. Leipzig: C.F. Winter Vol. 3, suppl. pts 81–87 [1461] [*nom. nov.* for *Polyclinum sabulosum* Sluiter, 1909].

Polyclinum sabulosum Sluiter, C.P. (1909). Die Tunicaten der Siboga Expedition. Pt II. Die merosomen Ascidiæ. *Siboga Exped.* **56B**: 1–112 [96] [junior homonym of *Polyclinum sabulosum* Giard, 1872 (= *Polyclinum aurantium* Milne-Edwards, 1841)].
Type data: holotype ZMA TU832.
Type locality: Labuan Badjo, Flores, Indonesia.

Polyclinum solum Kott, P. (1992). The Australian Ascidiacea Pt 3, Aplousobranchia (2). *Mem. Queensl. Mus.* **32**(2): 377–620 [458] [unnecessary *nom. nov.* for *Polyclinum sabulosum* Sluiter, 1909].

Distribution: Indonesia, NT (N coast), QLD (Great Barrier Reef, NE coast).

Ecology: benthic, marine.

Reference: Kott, P. (2004). Ascidiacea (Tunicata) in Australian waters of the Timor and Arafura Seas. *Beagle, Rec. Mus. Art Galleries NT* **20**: 37–81 [46].

Polyclinum saturnium Savigny, 1816

Polyclinum saturnium Savigny, J.C. (1816). Recherches anatomiques sur les ascidies composées et sur les ascidies simples—Système de la classe des Ascidies pp. 1–239. In *Mémoires sur les Animaux sans Vertèbres*, Pt 2. Paris: G. Dufour. [190].

Type data: type status unknown MNHP (depository uncertain, not found).

Type locality: Suez, Red Sea.

Distribution: Philippines, QLD (NE coast), WA (Lower W coast); Suez, Red Sea.

Ecology: benthic, marine.

Reference: Kott, P. (1992). The Australian Ascidiacea Pt 3, Aplousobranchia (2). *Mem. Queensl. Mus.* **32**(2): 377–620 [455].

***Polyclinum tenuatum* Kott, 1992**

Polyclinum tenuatum Kott, P. (1992). The Australian Ascidiacea Pt 3, Aplousobranchia (2). *Mem. Queensl. Mus.* **32**(2): 377–620 [459].

Type data: holotype AM Y2261, paratype(s) AM Y1356.

Type locality: Shelly Beach, Nornalup, WA.

Distribution: SA (S Gulfs coast), WA (SW coast).

Ecology: benthic, marine.

***Polyclinum terranum* Kott, 1992**

Polyclinum terranum Kott, P. (1992). The Australian Ascidiacea Pt 3, Aplousobranchia (2). *Mem. Queensl. Mus.* **32**(2): 377–620 [461].

Type data: holotype QM GH5460.

Type locality: Rockingham, 15 m, WA [32°15'42"S 115°37'06"E].

Distribution: WA (SW coast); known only from type locality.

Ecology: benthic, marine.

***Polyclinum tsutsuii* Tokioka, 1954**

Polyclinum tsutsuii Tokioka, T. (1954). Contributions to Japanese ascidian fauna VII. Invertebrate fauna of the intertidal zone of the Tokara Islands. VII Ascidiaceans. *Publ. Seto Mar. Biol. Lab. Kyoto Univ.* **3**(3): 239–264 [240].

Type data: holotype SMBL 127*.

Type locality: Maégomori, Takarazima, Tokara Is., Japan.

Polyclinum pute Monniot, C. & Monniot, F. (1987). Les ascidies de Polynésie française. *Mém. Mus. Natl. Hist. Nat. Paris* **136**: 1–155 [84].

Type data: holotype MNHP A1 POL B33*.

Type locality: Tikehau, French Polynesia.

Polyclinum corbis Kott, P. (2003). New syntheses and new species in the Australian Ascidiacea. *J. Nat. Hist.* **37**: 1611–1653 [1626].

Type data: holotype WAM 476.91, paratype(s) WAM 475.91.

Type locality: W of Cervantes, WA.

Taxonomic decision for synonymy: Kott, P. (2004). Ascidiacea (Tunicata) in Australian waters of the Timor and Arafura Seas. *Beagle, Rec. Mus. Art Galleries NT* **20**: 37–81 [47].

Distribution: Philippines, Kiribati, French Polynesia, QLD (Great Barrier Reef), WA (Lower W coast, N coast); also Marianas Islands, Tokara Is., West Pacific.

Ecology: benthic, marine.

***Polyclinum vasculosum* Pizon, 1908**

Polyclinum vasculosum Pizon, A. (1908). Ascidies d'Amboine. *Rev. Suisse Zool.* **16**: 195–248 [223].

Type data: holotype GMNH T1/91*.

Type locality: Ambon (as Amboine), Indonesia.

Polyclinum macrophyllum Michaelsen, W. (1919). Die Krikobranchen Ascidien des westlichen Indischen Ozeans: Claveliniden und Synoiciden. *Jahrb. Hamb. Wiss. Anst.* **36**: 71–102 [82].

Type data: holotype ZMH*.

Type locality: Bay of Tuléar, southwest Malagasy.

Taxonomic decision for synonymy: Kott, P. (1992). The Australian Ascidiacea Pt 3, Aplousobranchia (2). *Mem. Queensl. Mus.* **32**(2): 377–620 [464].

Distribution: Philippines, Hawaii, QLD (Central E coast, Great Barrier Reef, NE coast), WA (Central W coast, NW coast); W Indian Ocean.

Ecology: benthic, marine.

***Sidneioides* Kesteven, 1909**

Sidneioides Kesteven, H.L. (1909). Studies on Tunicata no. 1. *Proc. Linn. Soc. N.S.W.* **34**: 276–295 [277].

Type species: *Sidneioides tamaramae* Kesteven, 1909 by original designation.

Extralimital distribution: See: Kott, P. (1992). The Australian Ascidiacea Pt 3, Aplousobranchia (2). *Mem. Queensl. Mus.* **32**(2): 377–620.

***Sidneioides tamaramae* Kesteven, 1909**

Sidneioides tamaramae Kesteven, H.L. (1909). Studies on Tunicata no. 1. *Proc. Linn. Soc. N.S.W.* **34**: 276–295 [277].

Type data: holotype AM U564.

Type locality: Tamaramae Bay, NSW.

Distribution: NSW (Lower E coast), QLD (NE coast), VIC (Bass Strait).

Ecology: benthic, marine.

Reference: Kott, P. (1992). The Australian Ascidiacea Pt 3, Aplousobranchia (2). *Mem. Queensl. Mus.* **32**(2): 377–620 [472].

***Synoicum* Phipps, 1774**

Synoicum Phipps, C.J. (1774). pp. 194, 195, 199–200, pl. 13 fig. 3 in, *A Voyage towards the North Pole undertaken by His Majesty's Command, 1773*. London. [199].

Type species: *Synoicum turgens* Phipps, 1774 by subsequent designation, see Hartmeyer, R. (1924). Ascidiacea, part II. Zugleich eine Übersicht über die Arktische und boreale Ascidienfauna auf tiergeographischer Grundlage. *Ingolf-Exped.* **2**(7): 1–275.

Macroclinum Verrill, A.E. (1871). Descriptions of some imperfectly known and new ascidians from New England. *Amer. J. Sci.* (3) **1**: 54–58, 93–100, 211–212, 288–294, 443–446 [292].

Type species: *Macroclinum crater* Verrill, 1871 (= *Synoicum pulmonaria*, Ellis & Solander, 1786) by original designation.

Atopogaster Herdman, W.A. (1886). Report on the Tunicata collected during the voyage of H.M.S. *Challenger* during the years 1873–1876. Pt II, Ascidiaceae compositae. *Zool. Chall. Exped.* **14**(38): 1–425 [163].

Type species: *Atopogaster gigantea* Herdman, 1886 by original designation.

Lissamaroucium Sluiter, C.P. (1906). *Tuniciers de l'Expédition antarctique Française (1903–1905)*. Paris: Masson pp. 1–48 5 pls [19].

Type species: *Lissamaroucium magnum* Sluiter, 1906 by original designation.

Taxonomic decision for synonymy: Hartmeyer, R. (1921). Die Gattung *Atopogaster* Herdman (Ascidiaceae). *Zool. Anz.* **53**: 273–281 [273].

Extralimital distribution: Antarctic Region; north Pacific Ocean, Bering Sea, tropical west Pacific Ocean, Atlantic Ocean to New Zealand and Antarctica. See: Van Name, W.G. (1945). The North and South American ascidians. *Bull. Am. Mus. Nat. Hist.* **84**: 1–476; Kott, P. (1969). Antarctic Ascidiaceae. A monographic account of the known species based on specimens collected under U.S. Government auspices 1947 to 1963. *Antarct. Res. Ser.* **13**: i–xv 1–239; Kott, P. (1992). The Australian Ascidiaceae Pt 3, Aplousobranchia (2). *Mem. Queensl. Mus.* **32**(2): 377–620.

Synoicum angustum Kott, 1992

Synoicum angustum Kott, P. (1992). The Australian Ascidiaceae Pt 3, Aplousobranchia (2). *Mem. Queensl. Mus.* **32**(2): 377–620 [477].

Type data: holotype SAMA E2570, paratype(s) SAMA E2572, E2573.

Type locality: 45 nautical miles NNE of East Sister Is., 92 m, TAS [39°00'S 148°25'E].

Distribution: TAS (Bass Strait); known only from type locality.

Ecology: sand bottom.

Synoicum arenaceum (Michaelsen, 1924)

Macroclinum arenaceum Michaelsen, W. (1924). Ascidiaceae Krikobranchiae von Neuseeland, den Chatham und den Auckland Inseln. *Vidensk. Meddr. Dansk Naturh. Foren.* **77**: 263–434 [406].

Type data: holotype ZMUC*.

Type locality: 2 miles from North Cape, North Island, 110 m, New Zealand.

Taxonomic decision for new combination: Kott, P. (1992). The Australian Ascidiaceae Pt 3, Aplousobranchia (2). *Mem. Queensl. Mus.* **32**(2): 377–620 [478] (as *Synoicum arenaceum* (Michaelsen, 1924)).

Distribution: New Zealand, VIC (Bass Strait).

Ecology: benthic, marine; to 274 m.

Synoicum atopogaster Kott, 1963

Synoicum atopogaster Kott, P. (1963). The ascidians of Australia IV. Aplousobranchiata Lahille; Polyclinidae Verrill (continued). *Aust. J. Mar. Freshwat. Res.* **14**(1): 70–118 [89].

Type data: holotype AM U3927.

Type locality: west of Houtman Abrolhos, 36 m, WA [28°33'30"S 113°E].

Distribution: WA (Lower W coast); known only from type locality.

Ecology: benthic, marine.

Reference: Kott, P. (1992). The Australian Ascidiaceae Pt 3, Aplousobranchia (2). *Mem. Queensl. Mus.* **32**(2): 377–620 [478].

Synoicum bowerbanki Millar, 1963

Synoicum bowerbanki Millar, R.H. (1963). Australian ascidians in the British Museum (Natural History). *Proc. Zool. Soc. Lond.* **141**(4): 689–746 [696].

Type data: holotype BMNH 61.9.20.7*.

Type locality: Fremantle, WA.

Distribution: VIC (Bass Strait), WA (Lower W coast).

Ecology: benthic, marine.

Reference: Kott, P. (1992). The Australian Ascidiaceae Pt 3, Aplousobranchia (2). *Mem. Queensl. Mus.* **32**(2): 377–620 [480].

Synoicum buccinum Kott, 1992

Synoicum buccinum Kott, P. (1992). The Australian Ascidiaceae Pt 3, Aplousobranchia (2). *Mem. Queensl. Mus.* **32**(2): 377–620 [481].

Type data: holotype QM GH5045, paratype(s) QM GH5046, GH5047, GH5048.

Type locality: cave, Marion Reef, 8 m, Coral Sea.

Distribution: QLD (Great Barrier Reef, NE oceanic).

Ecology: benthic, marine; rubble zone, sandy substrate.

Synoicum castellatum Kott, 1992

Synoicum castellatum Kott, P. (1992). The Australian Ascidiaceae Pt 3, Aplousobranchia (2). *Mem. Queensl. Mus.* **32**(2): 377–620 [483].

Type data: holotype QM GH5160, paratype(s) QM GH5163.

Type locality: North Point, Heron Is., 5 m, QLD.

Distribution: NT (Gulf of Carpentaria), QLD (Great Barrier Reef, Gulf of Carpentaria), WA (NW coast).

Ecology: benthic, marine.

Synoicum chrysanthemum Kott, 1992

Synoicum chrysanthemum Kott, P. (1992). The Australian Ascidiaceae Pt 3, Aplousobranchia (2). *Mem. Queensl. Mus.* **32**(2): 377–620 [485].

Type data: holotype WAM 1031.83, paratype(s) WAM 1032.83, 850.83 (QM GH2115).

Type locality: NW Bluff Point, 130 m, WA [27°40'S 113°03'E].

Distribution: WA (Lower W coast).

Ecology: benthic, marine.

Synoicum citrum Kott, 1992

Synoicum citrum Kott, P. (1992). The Australian Ascidiaceae Pt 3, Aplousobranchia (2). *Mem. Queensl. Mus.* **32**(2): 377–620 [486].

Type data: holotype QM GH5104, paratype(s) NMV F59369.
Type locality: vertical face, Wilson's Promontory, Waterloo Bay, 25 m, VIC.

Distribution: SA (S Gulfs coast), TAS (Bass Strait, Tas. coast), VIC (Bass Strait).
Ecology: benthic, marine.

***Synoicum concavatum* Kott, 1992**

Synoicum concavatum Kott, P. (1992). The Australian Ascidiacea Pt 3, Aplousobranchia (2). *Mem. Queensl. Mus.* **32**(2): 377–620 [487].

Type data: holotype QM GH5465.
Type locality: reef, Eclipse Is., SW entrance to King George Sound, WA.

Distribution: WA (SW coast); known only from type locality.
Ecology: benthic, marine; rocky granite reef.

***Synoicum erectum* Kott, 1992**

Synoicum erectum Kott, P. (1992). The Australian Ascidiacea Pt 3, Aplousobranchia (2). *Mem. Queensl. Mus.* **32**(2): 377–620 [489].

Type data: holotype NMV F59367.
Type locality: from Sharklines, south of Warrnambool, 350–350 m, VIC.

Distribution: SA (Great Australian Bight), VIC (Bass Strait).
Ecology: benthic, marine.

***Synoicum galei* (Michaelsen, 1930)**

Macroclinum hypurgon galei Michaelsen, W. (1930). Ascidiaceae Krikobranchia. *Fauna Südwest-Aust.* **5**(7): 463–558 [535].

Type data: holotype ZMB*.
Type locality: Fremantle, WA.

Taxonomic decision for new combination: Kott, P. (1992). The Australian Ascidiacea Pt 3, Aplousobranchia (2). *Mem. Queensl. Mus.* **32**(2): 377–620 [490] (as *Synoicum galei*).

Distribution: WA (Lower W coast); known only from type locality.
Ecology: benthic, marine.

***Synoicum intercedens* (Sluiter, 1909)**

Morchellium intercedens Sluiter, C.P. (1909). Die Tunicaten der Siboga Expedition. Pt II. Die merosomen Ascidien. *Siboga Exped.* **56B**: 1–112 [108].

Type data: syntypes ZMA TU694.
Type locality: southeast side of Pearl bank, Sulu Archipelago, 15 m, Indonesia, see Spoel, S. van der (1969). Catalogue of the type specimens of Tunicata in the Zoological Museum in Amsterdam. *Bull. Zool. Mus. Amsterdam* **1**(13): 157–200.

Distribution: Indonesia, QLD (NE coast); Tahiti.
Ecology: benthic, marine.
Reference: Kott, P. (1992). The Australian Ascidiacea Pt 3, Aplousobranchia (2). *Mem. Queensl. Mus.* **32**(2): 377–620.

***Synoicum longistriatum* Kott, 1992**

Synoicum longistriatum Kott, P. (1992). The Australian Ascidiacea Pt 3, Aplousobranchia (2). *Mem. Queensl. Mus.* **32**(2): 377–620 [493].

Type data: holotype QM GH5583.
Type locality: 110 m, WA [32°S 155°08'E].

Distribution: WA (Lower W coast); known only from type locality.
Ecology: benthic, marine.

***Synoicum macroglossum* (Hartmeyer, 1919)**

Macroclinum macroglossum Hartmeyer, R. (1919). Ascidien. In, Results of Dr E. Mjöberg's Swedish scientific expeditions to Australia 1910–1913. *K. Svenska Vetensk.-Akad. Handl.* **60**(4): 1–150. [126].

Type data: syntypes NHRM 1096*.
Type locality: 45 miles WSW Cape Jaubert, WA.

Taxonomic decision for new combination: Kott, P. (1992). The Australian Ascidiacea Pt 3, Aplousobranchia (2). *Mem. Queensl. Mus.* **32**(2): 377–620 [494] (as *Synoicum macroglossum*).

Distribution: NT (N coast), QLD (Central E coast, Great Barrier Reef, NE coast), WA (NW coast).
Ecology: benthic, marine.

***Synoicum obscurum* Kott, 1992**

Synoicum obscurum Kott, P. (1992). The Australian Ascidiacea Pt 3, Aplousobranchia (2). *Mem. Queensl. Mus.* **32**(2): 377–620 [496].

Type data: holotype QM G12726, paratype(s) QM G12727.
Type locality: 90 km SW of Lakes Entrance, reef off Ninety Mile Beach, Bass Strait, VIC.

Distribution: NSW (Lower E coast), VIC (Bass Strait).
Ecology: benthic, marine.

***Synoicum papilliferum* (Michaelsen, 1930)**

Macroclinum papilliferum Michaelsen, W. (1930). Ascidiaceae Krikobranchia. *Fauna Südwest-Aust.* **5**(7): 463–558 [530].

Type data: syntypes (probable) ZMB*.
Type locality: Koombana Bay, near Bunbury, 14.5–18 m, WA.

Distribution: VIC (Bass Strait), WA (SW coast).
Ecology: benthic, marine.

Reference: Kott, P. (1992). The Australian Ascidiacea Pt 3, Aplousobranchia (2). *Mem. Queensl. Mus.* **32**(2): 377–620 [497].

***Synoicum prunum* (Herdman, 1899)**

Polyclinum prunum Herdman, W.A. (1898). Note on the Tunicata fauna of Australian seas. *Ann. Mag. Nat. Hist.* **7**(1): 443–450 [448] [*nom. nud.*].

Polyclinum prunum Herdman, W.A. (1899). Descriptive catalogue of the Tunicata in the Australian Museum. *Australian Museum, Sydney, Catalogue* **17**: 1–139 [83].

Type data: holotype AM U159 (G2102).
Type locality: Port Jackson, NSW.

POLYCLINIDAE

Taxonomic decision for new combination: Kott, P. (1963). The ascidians of Australia IV. Aplousobranchiata Lahille; Polyclinidae Verrill (continued). *Aust. J. Mar. Freshwat. Res.* **14**(1): 70–118 [87] (as *Synoicum prunum*).

Distribution: NSW (Central E coast, Lower E coast), QLD (Central E coast, NE coast).

Ecology: benthic, marine.

Reference: Kott, P. (1992). The Australian Ascidiacea Pt 3, Aplousobranchia (2). *Mem. Queensl. Mus.* **32**(2): 377–620 [498].

Synoicum sacculum Kott, 1992

Synoicum sacculum Kott, P. (1992). The Australian Ascidiacea Pt 3, Aplousobranchia (2). *Mem. Queensl. Mus.* **32**(2): 377–620 [499].

Type data: holotype SAMA E2556, paratype(s) QM GH5044, GH10163.

Type locality: in caves, Waldegrave Is., SA.

Distribution: SA (S Gulfs coast), TAS (Bass Strait, Tas. coast), VIC (Bass Strait).

Ecology: benthic, marine; in caves with 2 m waves, from jetty piles, and to 425 m (TAS).

Synoicum saxeam Kott, 1998

Synoicum durum Kott, P. (1992). The Australian Ascidiacea Pt 3, Aplousobranchia (2). *Mem. Queensl. Mus.* **32**(2): 377–620 [488] [junior primary homonym of *Synoicum durum* Sluiter, 1915].

Type data: holotype AM U3990.

Type locality: Heron Is., QLD.

Synoicum saxeam Kott, P. (1998). Tunicata. pp. 51–259 in Wells, A. & Houston, W.W.K. (eds) *Zoological Catalogue of Australia*. Hemichordata, Tunicata, Cephalochordata. Melbourne : CSIRO Publishing, Australia Vol. 34 298 pp. [127] [*nom. nov.* for *Synoicum durum* Kott, 1992].

Distribution: QLD (Great Barrier Reef); known only from type locality.

Ecology: benthic, marine.

Synoicum suarenum Kott, 1992

Synoicum suarenum Kott, P. (1992). The Australian Ascidiacea Pt 3, Aplousobranchia (2). *Mem. Queensl. Mus.* **32**(2): 377–620 [501].

Type data: holotype QM GH5080, paratype(s) QM GH5070.

Type locality: Wilson Reef, Capricorn Group, QLD.

Distribution: Indonesia, QLD (Great Barrier Reef, NE coast).

Ecology: benthic, marine.

Synoicum tropicum (Sluiter, 1909)

Atopogaster tropicum Sluiter, C.P. (1909). Die Tunicaten der Siboga Expedition. Pt II. Die merosomen Ascidien. *Siboga Exped.* **56B**: 1–112 [107].

Type data: holotype ZMA TU291*.

Type locality: off Kapul Is., Sulu Archipelago, 13 m, Philippines.

Taxonomic decision for new combination: Kott, P. (1992). The Australian Ascidiacea Pt 3, Aplousobranchia (2). *Mem. Queensl. Mus.* **32**(2): 377–620 [503] (as *Synoicum tropicum*).

Distribution: Indonesia, WA (NW coast).

Ecology: benthic, marine.

PROTOPOLYCLINIDAE

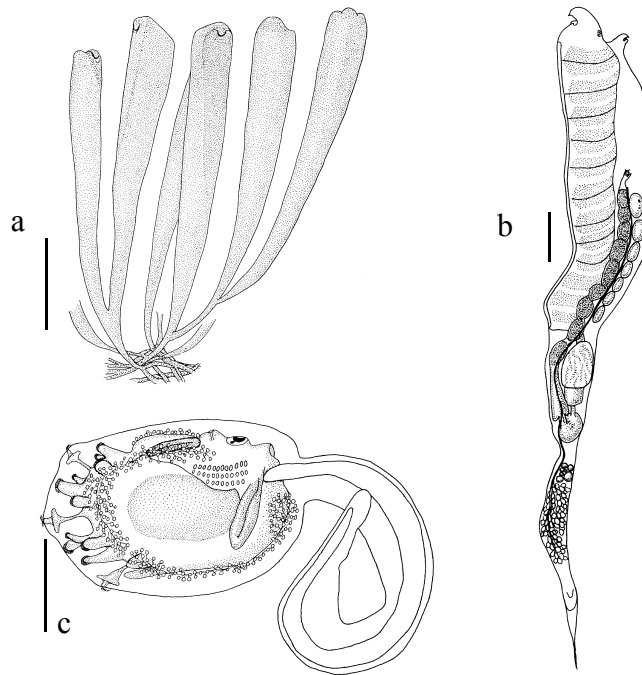


Fig. 9. *Monniotus australis* (Kott, 1957): **a**, part of a colony; **b**, mature zooid with developmental series of embryos in distal end of oviduct; **c**, larva. (Scale bars: a = 10 mm; b = 2.00 mm; c = 0.4 mm).
[from Kott 1992]

Zooids of the family Protopolyclinidae Kott, 1992 are divided into thorax, abdomen and posterior abdomen. The gonads are in the posterior abdomen. Both branchial and atrial openings are 6-lobed. The family contains species with either embedded zooids or zooids joined to one another only at the base. When embedded, the zooids are arranged in an orderly way, usually in systems but these are never cloacal systems. Atrial apertures are directed away from the branchial apertures but they never open into internal cloacal chambers. The abdomen is relatively short, the stomach wall sometimes is folded, the gonads are bunched in the posterior abdomen and the anus opens about halfway up the large thorax. As in *Polyclinum*, internal branchial papillae-possibly vestiges of the internal longitudinal branchial vessels of Cionidae and Diazonidae-usually are present in the branchial sac, suggesting a direct relationship with the Diazonidae. However, larvae have diverged considerably from the small oviparous diazonid larvae. Eggs are fertilised in the distal end of the oviduct which appears to extend alongside the rectum in the posterior half of the branchial sac. The larvae resemble those of Polyclinidae with median stalked adhesive organs, median and lateral epidermal amullae, and lateral epidermal vesicles.

Three genera are known in the family. They are recorded infrequently, and only from the Southern Hemisphere. One of the three genera is indigenous to Australian waters, one is known also from the West Indian Ocean, and the third, *Protopolyclinum* Millar, 1960 is known from a single record from New Zealand.

References

- Kott, P. (1992). The Australian Ascidiacea Pt 3, Aplousobranchia (2). *Mem. Queensl. Mus.* **32**(2): 377–620
- Millar, R.H. (1960). Ascidiacea. *Discovery Rep.* **30**: 1–160
- Condominium*** Kott, 1992
- Condominium*** Kott, P. (1992). The Australian Ascidiacea Pt 3, Aplousobranchia (2). *Mem. Queensl. Mus.* **32**(2): 377–620 [396].
Type species: *Placentela areolata* Kott, 1963 by original designation.
Extralimital distribution: See: Kott, P. (1992). The Australian Ascidiacea Pt 3, Aplousobranchia (2). *Mem. Queensl. Mus.* **32**(2): 377–620.
- Condominium areolatum*** (Kott, 1963)
- Placentela areolata*** Kott, P. (1963). The ascidians of Australia IV. Aplousobranchiata Lahille; Polyclinidae Verrill (continued). *Aust. J. Mar. Freshwat. Res.* **14**(1): 70–118 [74].
Type data: holotype AM U3925, paratype(s) AM Y1316.
Type locality: 10 m, Mackay, QLD.
- Placentela ellistoni*** Kott, P. (1972). The ascidians of South Australia II. Eastern Sector of the Great Australian Bight and Investigator Strait. *Trans. R. Soc. S. Aust.* **96**(4): 165–196 [173].
Type data: holotype SAMA E901, paratype(s) SAMA E900.
Type locality: inside caves, Elliston Bay, SA.
- Homoeodistoma omasum*** Monniot, F. (1987). Ascidies de Nouvelle-Calédonie III. Polyclinidae du lagon. *Bull. Mus. Natl. Hist. Nat. Paris* (4)**9A**(3): 499–535 [503].
Type data: holotype MNHP AI-Hom-1*.
Type locality: Woodin Canal, lagoon of New Caledonia.
Taxonomic decision for synonymy: Kott, P. (1992). The Australian Ascidiacea Pt 3, Aplousobranchia (2). *Mem. Queensl. Mus.* **32**(2): 377–620 [397].
Distribution: New Caledonia, Lord Howe Island, NSW (SE oceanic), QLD (Great Barrier Reef), SA (Great Australian Bight), WA (Lower W coast).
Ecology: benthic, marine, sand bottom.
- Monniotus*** Millar, 1988
- Monniotus*** Millar, R.H. (1988). Ascidians collected during the International Indian Ocean Expedition. *J. Nat. Hist.* **22**: 823–848 [826].
Type species: *Monniotus ramosus* Millar, 1988 by monotypy.
Extralimital distribution: west Indian Ocean. See: Kott, P. (1992). The Australian Ascidiacea Pt 3, Aplousobranchia (2). *Mem. Queensl. Mus.* **32**(2): 377–620 [393].
- Monniotus australis*** (Kott, 1957)
- Euherdmania australis*** Kott, P. (1957). Ascidians of Australia II. Aplousobranchiata Lahille; Clavelinidae Forbes and Hanley and Polyclinidae Verrill. *Aust. J. Mar. Freshwat. Res.* **8**(1): 64–110 [103].
Type data: syntypes AM Y1165, Y1317.
Type locality: Port Phillip Heads, VIC.
Taxonomic decision for new combination: Kott, P. (1992). The Australian Ascidiacea Pt 3, Aplousobranchia (2). *Mem. Queensl. Mus.* **32**(2): 377–620 [394] (as *Monniotus australis*).
Distribution: SA (Great Australian Bight, S Gulfs coast), VIC (Bass Strait), WA (Lower W coast).
Ecology: benthic, marine.
- Monniotus radiatus*** Kott, 1992
- Monniotus radiatus*** Kott, P. (1992). The Australian Ascidiacea Pt 3, Aplousobranchia (2). *Mem. Queensl. Mus.* **32**(2): 377–620 [396].
Type data: holotype AM G10012 (MV F58435).
Type locality: Nambucca Heads, 13 m, NSW.
Distribution: NSW (Lower E coast), VIC (Bass Strait).
Ecology: benthic, marine.

PSEUDODISTOMIDAE

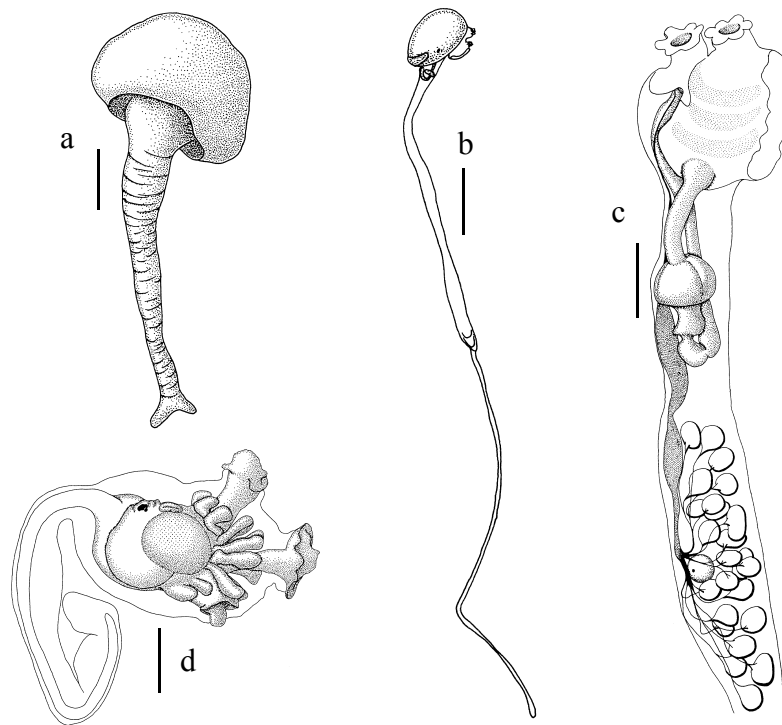


Fig. 10. *Pseudodistoma candens* Kott, 1992: **a**, colony; **b**, whole zooid with huge embryo at top of abdomen; **c**, zooid thorax and abdomen; **d**, larva. (Scale bars: a = 10.0 mm; b = 2.0 mm; c = 0.5 mm; d = 0.4 mm). [from Kott 1992]

The family Pseudodistomidae Harant, 1931 has, like Pycnoclavellidae and Euherdmaniidae, 6-lobed apertures opening separately to the exterior, gonads in a long, narrow posterior abdomen, and a moderately long vascular appendix. Like *Sigillina* Savigny, 1816 (Holozoidae), the family consistently has three rows of stigmata, and a gut loop of moderate length with the stomach (divided into four chambers) half to three-quarters of the distance down the descending limb. Fertilisation occurs at the base of the oviduct and embryos develop as they pass up the oviduct into a brood pouch projecting, and sometimes constricted off, from the zooid at the top of the abdomen (rather than in the thorax). Zooids are completely embedded, and the colonies are often (but not always) stalked. The test frequently is hardened with embedded sand.

Genera of this family are distinguished from *Sigillina* by the very long posterior abdomina containing the gonads. As in other families of Aplousobranchia, longitudinal thoracic muscles extend posteriorly in a band along each side of the abdomen and posterior abdomen, but usually not onto the vascular appendix as they do in *Sigillina*. The larvae are large, the trunk from 0.6 to more than 1.0 mm long. Unlike *Sigillina*, the large antero-median adhesive organs have unusual hollow eversible papillary cones (scyphate with an axial vesicle: Cloney 1990) and large lateral epidermal ampullae.

When Kott (1992) defined the family Pseudodistomidae, she overlooked the subfamily Pseudodistominae Harant, 1931. Although Kott's definition excludes other genera (*Ritterella* and *Placentela*) which Harant included, both family level taxa are based on the same nominal genus, and Harant is the author of the family, albeit redefined by Kott (1992).

The family contains two genera, the diverse *Pseudodistoma* and the monotypic *Anadistoma* Kott, 1992. The latter genus, known only from one Australian record, is distinguished by its inner coat of transverse muscles on the thorax, which suggests an affinity with *Eudistoma* Caullery, 1909 (Polycitoridae) rather than with *Sigillina* (Holozoidae). It is possible, therefore, that the family, as presently constituted, is polyphyletic.

The genus *Pseudodistoma* is well represented in Australian waters, especially in temperate waters, although two species are known from the tropics.

References

- Caullery, M. (1909). Recherches sur la famille des Distomidae. *Bull. Scient. Fr. Belg.* **42**: 1–59
- Cloney, R.A. (1990). Urochordata-Asciacea Pt 14. pp. 392–451 in Aida, K.G. *Reproductive Biology of Invertebrates*, Vol. IVB Fertilisation, Development and Parental Care. New Delhi : Oxford & IBH
- Harant, H. (1931). Contributions à l'histoire naturelle des ascidies et de leurs parasites. *Ann. Inst. Océanogr. Monaco* **8**(4): 229–389
- Kott, P. (1992). The Australian Asciacea Pt 3, Aplousobranchia (2). *Mem. Queensl. Mus.* **32**(2): 377–620
- Michaelsen, W. (1924). Ascidiae Krikobranchiae von Neuseeland, den Chatham und den Auckland Inseln. *Vidensk. Meddr. Dansk Naturh. Foren.* **77**: 263–434
- Savigny, J.C. (1816). Recherches anatomiques sur les ascidies composées et sur les ascidies simples—Système de la classe des Ascidies pp. 1–239. In *Mémoires sur les Animaux sans Vertèbres*, Pt 2. Paris : G. Dufour.

Anadistoma Kott, 1992

Anadistoma Kott, P. (1992). The Australian Asciacea Pt 3, Aplousobranchia (2). *Mem. Queensl. Mus.* **32**(2): 377–620 [440].

Type species: *Anadistoma attenuatum* Kott, 1992 by original designation.

Anadistoma attenuatum Kott, 1992

Anadistoma attenuatum Kott, P. (1992). The Australian Asciacea Pt 3, Aplousobranchia (2). *Mem. Queensl. Mus.* **32**(2): 377–620 [440].

Type data: holotype AM Y1315, paratype(s) AM Y2212.

Type locality: Montague South, near Eden, 94 m, NSW.

Distribution: NSW (Lower E coast).

Ecology: benthic, marine.

Pseudodistoma Michaelsen, 1924

Pseudodistoma Michaelsen, W. (1924). Ascidiae Krikobranchiae von Neuseeland, den Chatham und den Auckland Inseln. *Vidensk. Meddr. Dansk Naturh. Foren.* **77**: 263–434 [364].

Type species: *Pseudodistoma cereum* Michaelsen, 1924 by original designation.

Extralimital distribution: Mediterranean Sea, Japanese southern temperate waters, tropical West Pacific Ocean, east Atlantic Ocean. See: Kott, P. (1992). The Australian Asciacea Pt 3, Aplousobranchia (2). *Mem. Queensl. Mus.* **32**(2): 377–620.

Pseudodistoma acuatum Kott, 1992

Pseudodistoma acuatum Kott, P. (1992). The Australian Asciacea Pt 3, Aplousobranchia (2). *Mem. Queensl. Mus.* **32**(2): 377–620 [425].

Type data: holotype SAMA E2120 (QM GH923), paratype(s) QM GH2323.

Type locality: Ward Is., 20–25 m, SA.

Distribution: SA (Great Australian Bight).

Ecology: benthic, marine; 8–25 m, on undercuts and ledges.

Pseudodistoma aureum (Brewin, 1957)

Sigillinaria aurea Brewin, B.I. (1957). Ascidians of New Zealand, Part 10. Ascidians from North Auckland. *Trans. R. Soc. N.Z.* **84**(3): 577–580 [580].

Type data: holotype OMNZ*.

Type locality: coastal rocks, Omapere, Hokianga Harbour, north Auckland, New Zealand.

Pseudodistoma coronatum Monniot, F. & Monniot, C. (1996). New collections of ascidians from the western Pacific and Southeastern Asia. *Micronesica* **29**(2): 133–279 [145].

Type data: holotype MNHP A1 Pse 31.

Type locality: Makada Is., Duke of York Is, Papua New Guinea, 15 m.

Taxonomic decision for synonymy: Kott, P. (1998). Tunicata. pp. 51–259 in Wells, A. & Houston, W.W.K. (eds) *Zoological Catalogue of Australia*. Hemichordata, Tunicata, Cephalochordata. Melbourne : CSIRO Publishing, Australia Vol. 34 298 pp. [132]; taxonomic decision for new combination: Kott, P. (1981). The ascidians of the reef flats of Fiji. *Proc. Linn. Soc. N.S.W.* **105**(3): 147–212 [157] (as *Pseudodistoma aurea*).

Distribution: New Zealand, French Polynesia, Fiji, Papua New Guinea, QLD (Great Barrier Reef); Majuro Atoll.

Ecology: benthic, marine.

Reference: Kott, P. (1992). The Australian Ascidiacea Pt 3, Aplousobranchia (2). *Mem. Queensl. Mus.* **32**(2): 377–620.

Pseudodistoma australe Kott, 1957

Pseudodistoma australe Kott, P. (1957). Ascidians of Australia II. Aplousobranchiata Lahille; Clavelinidae Forbes and Hanley and Polyclinidae Verrill. *Aust. J. Mar. Freshwat. Res.* **8**(1): 64–110 [101].

Type data: holotype AM Y919.

Type locality: Parrakeet Bay, Rottneest Is., WA.

Distribution: SA (Great Australian Bight), VIC (Bass Strait), WA (Central W coast, Lower W coast).

Ecology: benthic, marine.

Reference: Kott, P. (1992). The Australian Ascidiacea Pt 3, Aplousobranchia (2). *Mem. Queensl. Mus.* **32**(2): 377–620.

Pseudodistoma candens Kott, 1992

Pseudodistoma candens Kott, P. (1992). The Australian Ascidiacea Pt 3, Aplousobranchia (2). *Mem. Queensl. Mus.* **32**(2): 377–620 [430].

Type data: holotype QM GH977, paratype(s) SAMA E2118.

Type locality: Pearson Is., SA.

Distribution: SA (Great Australian Bight, S Gulfs coast), VIC (Bass Strait), WA (Lower W coast).

Ecology: benthic, marine.

Pseudodistoma gracilum Kott, 1992

Pseudodistoma gracilum Kott, P. (1992). The Australian Ascidiacea Pt 3, Aplousobranchia (2). *Mem. Queensl. Mus.* **32**(2): 377–620 [433].

Type data: holotype SAMA E2413 (QM GH971), paratype(s) QM GH4167.

Type locality: Top Gallant Is., 10 m, SA.

Distribution: NSW (Lower E coast), QLD (Great Barrier Reef), SA (Great Australian Bight, S Gulfs coast), VIC (Bass Strait).

Ecology: benthic, marine.

Pseudodistoma inflatum Kott, 1992

Pseudodistoma inflatum Kott, P. (1992). The Australian Ascidiacea Pt 3, Aplousobranchia (2). *Mem. Queensl. Mus.* **32**(2): 377–620 [435].

Type data: holotype QM G10157, paratype(s) QM G9472.

Type locality: South Solitary Is., 10 m, NSW.

Distribution: NSW (Central E coast, Lower E coast), QLD (Central E coast).

Ecology: benthic, marine; 15 m, reef.

Pseudodistoma oriens Kott, 1992

Pseudodistoma oriens Kott, P. (1992). The Australian Ascidiacea Pt 3, Aplousobranchia (2). *Mem. Queensl. Mus.* **32**(2): 377–620 [436].

Type data: holotype NMV H306, paratype(s) QM GH4953.

Type locality: Port Phillip Heads Channel, 20 m, VIC.

Distribution: SA (S Gulfs coast), TAS (Bass Strait), WA (Lower W coast).

Ecology: benthic, marine.

Pseudodistoma pilatum Kott, 1992

Pseudodistoma pilatum Kott, P. (1992). The Australian Ascidiacea Pt 3, Aplousobranchia (2). *Mem. Queensl. Mus.* **32**(2): 377–620 [439].

Type data: holotype SAMA E2114 (QM GH921), paratypes QM GH922, GH1296, GH4140, SAMA E2409.

Type locality: Ward Is., 20–25 m, SA.

Distribution: SA (Great Australian Bight).

Ecology: benthic, marine.

Pseudodistoma pulvinum Kott, 1992

Pseudodistoma pulvinum Kott, P. (1992). The Australian Ascidiacea Pt 3, Aplousobranchia (2). *Mem. Queensl. Mus.* **32**(2): 377–620 [439].

Type data: holotype SAMA E2411 (QM GH2396), paratype(s) QM GH2397.

Type locality: Ward Is., in caves, 8 m, SA.

Distribution: SA (Great Australian Bight).

Ecology: benthic, marine.

PYCNOCLOVELLIDAE

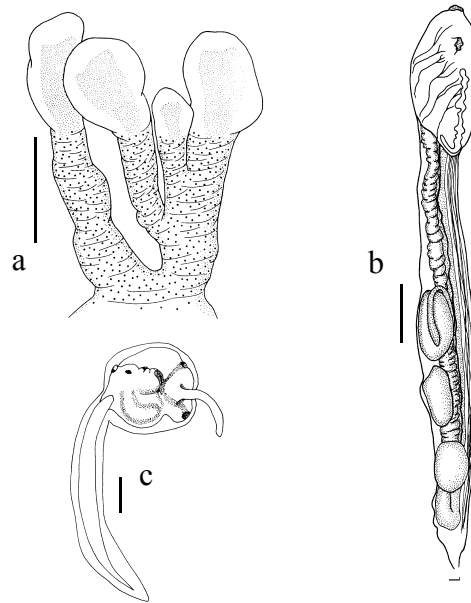


Fig. 11. *Pycnoclavella* sp.: **a**, colony; **b**, zooid with embryos developing in abdomen; **c**, larva with one adhesive organ everted. (Scale bars: a = 5.0 mm; b = 1.0 mm; c = 0.5 mm). [from Kott 1990]

The family Pycnoclavellidae Kott, 1990 has characters that to some extent resemble those of Clavelinidae, having smooth apertures and usually only partially embedded zooids. Pycnoclavellid zooids have small thoraxes and a relatively long narrow stalk, containing an invariably long gut loop with the stomach at its posterior end. A vascular stolon extends from the posterior end of the zooid. The compact gonads are in the distal end of the gut loop. Larvae are relatively large, and have two or three tubular adhesive organs invaginated into the larval haemocoel from the anterior end of the larval trunk. To effect settlement, these evert as long cylindrical, anterior projections with terminal adhesive cells. The eggs, fertilised at the base of the oviduct, form a developmental series as they move up towards the atrial cavity.

Pycnoclavellid species were formerly included in the family Clavelinidae owing to the smooth-rimmed apertures and the presence of a vascular stolon. Family status was proposed by Kott (1990) on the basis of its differences from Clavelinidae, namely, its very long gut loop, distinctive larval adhesive organs, relatively small gonads, and replication by horizontal division of the abdomen involving the epicardium (Trason 1963). *Euherdmania* (Euherdmaniidae) has similar adhesive organs and fertilisation at the base of the oviduct and a long gut loop. However, its gonads usually are behind the gut loop, and it has lobed apertures. In defining this family, Kott (1990) included fertilisation at the base of the oviduct as a character distinguishing it from Clavelinidae. However, species in the *Detorta* group of the genus *Pycnoclavella* are an exception, fertilisation occurring in the atrial cavity at the top of the thorax (see Kott 2005).

Two genera are known. The monotypic *Euclavella* Kott, 1990 has a temperate range from New Zealand to eastern Australia, and *Pycnoclavella* Garstang, 1891 is well represented in Australian waters by two tropical and four temperate species, all brightly coloured and forming large clusters of partially embedded zooids with characteristic small, inflated thoraxes and long, narrow gut loops.

References

- Kott, P. (1990). The Australian Ascidiacea Pt 2, Aplousobranchia (1). *Mem. Queensl. Mus.* **29**(1): 1–266
- Kott, P. (2005). *Pycnoclavella* (Ascidiacea, Tunicata) from the Western Indian Ocean. *African Zoology* **40**(2): 8 pp.
- Trason, W.B. (1963). The life cycle and affinities of the colonial ascidian *Pycnoclavella stanleyi*. *Univ. Calif. Publ. Zool.* **65**(4): 283–326
- Euclavella* Kott, 1990**
- Euclavella*** Kott, P. (1990). The Australian Ascidiacea Pt 2, Aplousobranchia (1). *Mem. Queensl. Mus.* **29**(1): 1–266 [79].
Type species: *Colella claviformis* Herdman, 1891 by original designation.
- Extralimital distribution: See: Kott, P. (1990). The Australian Ascidiacea Pt 2, Aplousobranchia (1). *Mem. Queensl. Mus.* **29**(1): 1–266 [79].
- Euclavella claviformis* (Herdman, 1891)**
- Colella claviformis*** Herdman, W.A. (1891). A revised classification of the Tunicata, with definitions of the orders, sub-orders, families, sub-families and genera, and analytical keys to the species. *J. Linn. Soc. Lond. Zool.* **23**: 558–652 [611].
Type data: syntypes AM U151, U241, G12248.
Type locality: Port Jackson, NSW.
- Amaroucium anomalum*** Herdman, W.A. (1899). Descriptive catalogue of the Tunicata in the Australian Museum. *Australian Museum, Sydney, Catalogue* **17**: 1–139 [76].
Type data: holotype AM U353 (G2107).
Type locality: Port Jackson, NSW.
- Clavelina sigillaria*** Michaelsen, W. (1924). Ascidiæ Krikobranchiæ von Neuseeland, den Chatham und den Auckland Inseln. *Vidensk. Meddr. Dansk Naturh. Foren.* **77**: 263–434 [269].
Type data: holotype ZMUC, paratype(s) ZMH K1287.
Type locality: 10 miles northwest of Cape Maria van Diemen, 10 m North Island, New Zealand.
- Taxonomic decision for synonymy: Kott, P. (1990). The Australian Ascidiacea Pt 2, Aplousobranchia (1). *Mem. Queensl. Mus.* **29**(1): 1–266 [79].
- Distribution: New Zealand, NSW (Central E coast, Lower E coast).
Ecology: benthic, marine; 15–60 m.
- Pycnoclavella* Garstang, 1891**
- Pycnoclavella*** Garstang, W. (1891). Report on the Tunicata of Plymouth. Part I. Clavelinidae, Perophoridae, Diazonidae. *J. Mar. Biol. Ass. U.K. (ns)* **2**: 47–67 [65].
Type species: *Pycnoclavella aurilucens* Garstang, 1891 by monotypy.
- Archiascidia*** Julin, C. (1904). Recherches sur la phylogénèse des tuniciers *Archiascidia neapolitana* nov. gen. *Mitt. Zool. Stat. Neapel* **16**: 489–552 [548].
Type species: *Archiascidia neapolitana* Julin, 1904 by monotypy.
- Taxonomic decision for synonymy: Kott, P. (1990). The Australian Ascidiacea Pt 2, Aplousobranchia (1). *Mem. Queensl. Mus.* **29**(1): 1–266 [67].
- Extralimital distribution: Palaearctic Region; western Europe, tropical west Pacific Ocean. See: Kott, P. (1990). The Australian Ascidiacea Pt 2, Aplousobranchia (1). *Mem. Queensl. Mus.* **29**(1): 1–266.
- Pycnoclavella arenosa* (Kott, 1972)**
- Oxycorynia arenosa*** Kott, P. (1972). The ascidians of South Australia II. Eastern Sector of the Great Australian Bight and Investigator Strait. *Trans. R. Soc. S. Aust.* **96**(4): 165–196 [167].
Type data: holotype NMV H168, paratype(s) NMV H169.
Type locality: Investigator Strait, 30 m, SA.
- Taxonomic decision for new combination: Kott, P. (1990). The Australian Ascidiacea Pt 2, Aplousobranchia (1). *Mem. Queensl. Mus.* **29**(1): 1–266 [69] (as *Pycnoclavella arenosa*).
- Distribution: SA (S Gulfs coast), VIC (Bass Strait).
Ecology: benthic, marine.
- Pycnoclavella aurantia* Kott, 1990**
- Pycnoclavella aurantia*** Kott, P. (1990). The Australian Ascidiacea Pt 2, Aplousobranchia (1). *Mem. Queensl. Mus.* **29**(1): 1–266 [71].
Type data: holotype QM GH2295.
Type locality: reef, Nuyts Archipelago, Franklin Is., 15 m, SA.
- Distribution: SA (Great Australian Bight).
Ecology: benthic, marine; 15 m breaking reef.
Reference: Kott, P. (1992). The Australian Ascidiacea, supplement 2. *Mem. Queensl. Mus.* **32**(2): 621–655.
- Pycnoclavella detorta* (Sluiter, 1904)**
- Podoclavella detorta*** Sluiter, C.P. (1904). Die Tunicaten der Siboga-Expedition. Pt. I, Die socialen und holosomen Ascidien. *Siboga Exped.* **56A**: 1–126 [6].
Type data: syntypes ZMA TU761.1.
Type locality: 15 m, Indonesia [7°55'30"S 114°26'E].
- Taxonomic decision for new combination: Kott, P. (1990). The Australian Ascidiacea Pt 2, Aplousobranchia (1). *Mem. Queensl. Mus.* **29**(1): 1–266 [71] (as *Pycnoclavella detorta*).
- Distribution: Indonesia, QLD (NE coast), WA (Lower W coast); west Pacific Ocean.
Ecology: benthic, marine; to 40 m.

Pycnoclavella diminuta (Kott, 1957)

Clavelina diminuta Kott, P. (1957). Ascidiens of Australia II. Aplousobranchiata Lohille; Clavelinidae Forbes and Hanley and Polyclinidae Verrill. *Aust. J. Mar. Freshwat. Res.* **8**(1): 64–110 [89].

Type data: syntypes AM Y1160.

Type locality: Rottneft Is., WA.

Clavelina nodula Kott, P. (1972). The ascidians of South Australia II. Eastern Sector of the Great Australian Bight and Investigator Strait. *Trans. R. Soc. S. Aust.* **96**(4): 165–196 [166].

Type data: holotype SAMA E898, paratype(s) SAMA E908.

Type locality: off Waldegrave Is., SA.

Archidistoma richeri Monniot, F. (1988). Ascidies de Nouvelle-Calédonie V. Polycitoridae du Lagon. *Bull. Mus. Natl. Hist. Nat. Paris (4)* **10A**(2): 197–235 [199].

Type data: holotype MNHP A3-ARC-4*.

Type locality: lagoon, New Caledonia.

Archidistoma rubripunctum Monniot, F. (1988). Ascidies de Nouvelle-Calédonie V. Polycitoridae du Lagon. *Bull. Mus. Natl. Hist. Nat. Paris (4)* **10A**(2): 197–235 [200].

Type data: holotype MNHP A3-ARC-6*.

Type locality: outside barrier reef, lagoon, 20–25 m, New Caledonia.

Taxonomic decision for synonymy: Kott, P. (1990). The Australian Ascidiacea Pt 2, Aplousobranchia (1). *Mem. Queensl. Mus.* **29**(1): 1–266 [73].

Distribution: Philippines, New Caledonia, Lord Howe Island, NT (N coast), QLD (Great Barrier Reef, SE oceanic), SA (Great Australian Bight, S Gulfs

coast), WA (Central W coast, Lower W coast, N coast).

Ecology: benthic, marine; 5–20 m in caves and under ledges.

Pycnoclavella elongata Kott, 1990

Pycnoclavella elongata Kott, P. (1990). The Australian Ascidiacea Pt 2, Aplousobranchia (1). *Mem. Queensl. Mus.* **29**(1): 1–266 [76].

Type data: holotype SAMA E1980, paratypes QM GH4082, SAMA E1981.

Type locality: just offshore N of West Is., Nuyts Archipelago, Franklin Is., 8–10 m, SA.

Distribution: SA (Great Australian Bight).

Ecology: benthic, marine; on rock amongst breaking reef, rock and sand patches, 8–15 m.

Reference: Kott, P. (1992). The Australian Ascidiacea, supplement 2. *Mem. Queensl. Mus.* **32**(2): 621–655.

Pycnoclavella tabella Kott, 1990

Pycnoclavella tabella Kott, P. (1990). The Australian Ascidiacea Pt 2, Aplousobranchia (1). *Mem. Queensl. Mus.* **29**(1): 1–266 [77].

Type data: holotype QM G10161, paratypes QM G9257, SAMA E1982.

Type locality: on reef, Portsea, 1.8 m, VIC.

Distribution: SA (S Gulfs coast), VIC (Bass Strait).

Ecology: benthic, marine; reef, 1.8–11 m.

RITTERELLIDAE

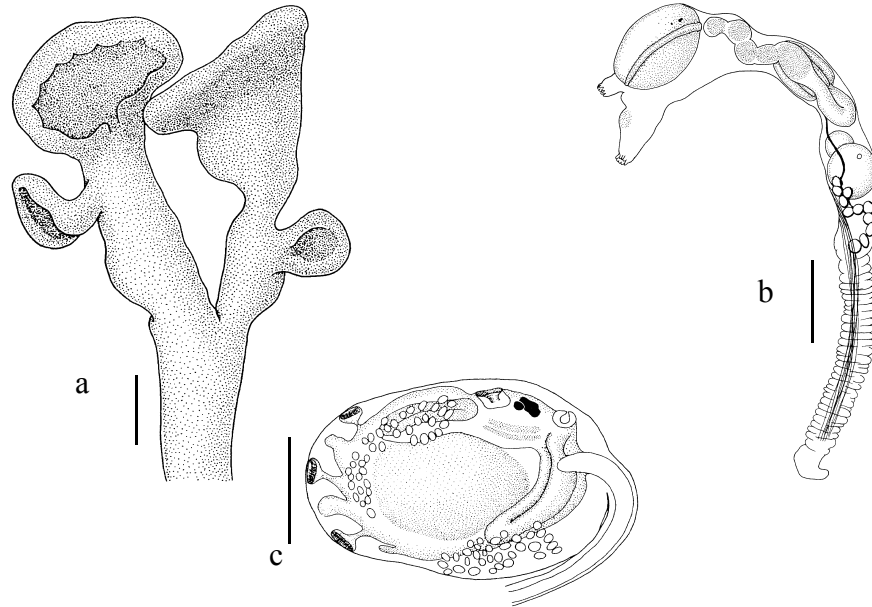


Fig. 12. *Ritterella pedunculata* (Herdman, 1899): a, part of colony; b, zooid; c, larva. (Scale bars: a = 2.0 mm; b = 0.5 mm; c = 0.2 mm). [from Kott 1992]

Genera in the family Ritterellidae Kott, 1992 have 6-lobed, separately opening apertures, a short abdomen, a stomach with a longitudinally folded wall halfway down the descending limb of the gut loop and a long narrow posterior abdomen containing serially arranged gonads. Parastigmatic vessels sometimes cross each row of stigmata and sometimes papillae (possible vestiges of internal longitudinal vessels as in Protopolyclinidae) are on the transverse branchial vessels. Sand often is crowded in the test making it hard and brittle. Zooids always are embedded, often in long, narrow sandy branches in which each terminal branch has zooids arranged in a system with the atrial apertures on one side and branchial apertures in an arc on the other side. These are not true cloacal systems, although in some species zooids are arranged in circles in rudimentary cloacal systems (as in some Polycitoridae). Larvae are incubated in the atrial cavity, where the eggs may be fertilised. Most larvae resemble those of *Polyclinum* Savigny, 1816, with paired dorsal and postero-ventral strands of epidermal vesicles. Only *Ritterella dispar* Kott, 1957 has vesicles between the adhesive organs as in *Aplidium* Savigny, 1816.

Zooids are distinguished from those of Protopolyclinidae and Euherdmaniidae by their long posterior abdomen with serially arranged gonads. Pseudodistomidae have wider thoraces with only three rows of stigmata. The zooids are similar to those of *Aplidium* species, with the gut loop short, stomach folded, and posterior abdomen very long. They possibly share a common ancestor with *Aplidium* and may have evolved from Protopolyclinidae in parallel with *Polyclinum* and other genera of the Polyclinidae. The two known genera, *Ritterella* Harant, 1931 and *Dumus* Brewin, 1952 formerly were included in the Euherdmaniinae Ritter, 1903, a subfamily of the Polyclinidae, together with other genera characterised by their separately opening atrial apertures.

RITTERELLIDAE

A few tropical species are known, but Ritterellidae are mainly temperate, in the western Pacific both north and south of the tropics, and in the eastern Pacific north of the equator. In the Atlantic Ocean only one specimen of a newly described species (*R. glareosa* Monniot, 1974) is reported from an isolated sea-mount off the Azores. The type species of the monotypic genus *Dumus* is one of the few known trans-Tasman species. *Ritterella* is well represented in southern Australian waters.

References

- Brewin, B.I. (1952). Ascidians of New Zealand, Part 7 Ascidians from Otago coastal waters, Part 2. *Trans. R. Soc. N.Z.* **79**(3/4): 452–458
- Harant, H. (1931). Contributions à l'histoire naturelle des ascidies et de leurs parasites. *Ann. Inst. Océanogr. Monaco* **8**(4): 229–389
- Kott, P. (1957). The sessile Tunicata. *Scient. Rep. John Murray Exped.* **10**(4): 129–149
- Kott, P. (1992). The Australian Ascidiacea Pt 3, Aplousobranchia (2). *Mem. Queensl. Mus.* **32**(2): 377–620
- Monniot, F. (1974). Ascidies littorales et bathyales récoltés au cours de la campagne Biçores: Aplousobranches. *Bull. Mus. Natl. Hist. Nat. Paris* (3)**173**(226): 1287–1325
- Ritter, W.E. (1903). The structure and affinities of *Herdmania claviformis*, the type of a new genus and family of ascidians from the coast of California. pp. 237–261, pls xviii, xix. In, *Mark Anniversary Volume*. New York : Henry Holt & Co.
- Savigny, J.C. (1816). Recherches anatomiques sur les ascidies composées et sur les ascidies simples—Système de la classe des Ascidies pp. 1–239. In *Mémoires sur les Animaux sans Vertèbres*, Pt 2. Paris : G. Dufour.

Dumus Brewin, 1952

Dumus Brewin, B.I. (1952). Ascidians of New Zealand, Part 7 Ascidians from Otago coastal waters, Part 2. *Trans. R. Soc. N.Z.* **79**(3/4): 452–458 [453].

Type species: *Dumus areniferus* Brewin, 1952 by original designation.

Extralimital distribution: See: Kott, P. (1992). The Australian Ascidiacea Pt 3, Aplousobranchia (2). *Mem. Queensl. Mus.* **32**(2): 377–620.

Dumus areniferus Brewin, 1952

Dumus areniferus Brewin, B.I. (1952). Ascidians of New Zealand, Part 7 Ascidians from Otago coastal waters, Part 2. *Trans. R. Soc. N.Z.* **79**(3/4): 452–458 [453].

Type data: holotype OMNZ*.

Type locality: on rocks, intertidal, Victory Beach, Otago, coastal waters, South Island, New Zealand.

Distribution: New Zealand, NSW (Central E coast, Lower E coast), QLD (Central E coast), SA (Great Australian Bight), VIC (Bass Strait), WA (Lower W coast).

Ecology: benthic, marine.

Reference: Kott, P. (1992). The Australian Ascidiacea Pt 3, Aplousobranchia (2). *Mem. Queensl. Mus.* **32**(2): 377–620.

Ritterella Harant, 1931

Ritterella Harant, H. (1931). Contributions à l'histoire naturelle des ascidies et de leurs parasites. *Ann. Inst. Océanogr. Monaco* **8**(4): 229–389 [246].

Type species: *Amaroucium aequalisiphonalis* Ritter & Forsyth, 1917 by monotypy.

Extralimital distribution: tropical west Pacific Ocean, north Pacific Ocean. See: Kott, P. (1992). The Australian Ascidiacea Pt 3, Aplousobranchia (2). *Mem. Queensl. Mus.* **32**(2): 377–620.

Ritterella asymmetrica Millar, 1966

Ritterella asymmetrica Millar, R.H. (1966). Ascidiacea, Port Phillip Survey. *Mem. Natl. Mus. Vic.* **27**: 357–375 [361].

Type data: syntypes NMV H39.

Type locality: Port Phillip Bay, VIC.

Distribution: SA (Great Australian Bight, S Gulfs coast), VIC (Bass Strait).

Ecology: benthic, marine; sand-adapted species with colonies consolidated by sand and stabilising sandy substrates in association with similar colonies in other taxa.

Reference: Kott, P. (1992). The Australian Ascidiacea Pt 3, Aplousobranchia (2). *Mem. Queensl. Mus.* **32**(2): 377–620 [384].

***Ritterella compacta* Kott, 1992**

Ritterella compacta Kott, P. (1992). The Australian Ascidiacea Pt 3, Aplousobranchia (2). *Mem. Queensl. Mus.* **32**(2): 377–620 [403].

Type data: holotype QM GH2399 (SAMA E2094), paratypes QM GH4172 (SAMA E2095), QM GH4177 (SAMA E2096).
Type locality: in caves, Flinders Is., Investigator Group, SA.

Distribution: SA (Great Australian Bight, S Gulfs coast).

Ecology: benthic, marine; 10–15 m.

***Ritterella cornuta* Kott, 1992**

Ritterella cornuta Kott, P. (1992). The Australian Ascidiacea Pt 3, Aplousobranchia (2). *Mem. Queensl. Mus.* **32**(2): 377–620 [405].

Type data: holotype QM GH4176 (SAMA E2098).
Type locality: Price Is., SA.

Distribution: SA (Great Australian Bight); known only from type locality.

Ecology: benthic, marine.

***Ritterella dispar* Kott, 1957**

Ritterella dispar Kott, P. (1957). Ascidiaceans of Australia II. Aplousobranchiata Lahille; Clavelinidae Forbes and Hanley and Polyclinidae Verrill. *Aust. J. Mar. Freshwat. Res.* **8**(1): 64–110 [102].

Type data: holotype AM U3897.
Type locality: Caloundra, QLD.

Distribution: Lord Howe Island, NSW (Central E coast, Lower E coast, SE oceanic), QLD (Central E coast, NE coast, SE oceanic); W Indian Ocean.

Ecology: benthic, marine; favours cryptic habitats high in intertidal.

Reference: Kott, P. (1992). The Australian Ascidiacea Pt 3, Aplousobranchia (2). *Mem. Queensl. Mus.* **32**(2): 377–620.

***Ritterella multistigmata* Kott, 1992**

Ritterella multistigmata Kott, P. (1992). The Australian Ascidiacea Pt 3, Aplousobranchia (2). *Mem. Queensl. Mus.* **32**(2): 377–620 [408].

Type data: holotype QM GH5463.

Type locality: near Rockingham, Warnbro Sound, Murray Reef, Sisters Reef, WA [46°21'21"S 115°41'18"E].

Distribution: WA (Lower W coast); known only from type locality.

Ecology: benthic, marine.

***Ritterella papillata* Kott, 1992**

Ritterella papillata Kott, P. (1992). The Australian Ascidiacea Pt 3, Aplousobranchia (2). *Mem. Queensl. Mus.* **32**(2): 377–620 [409].

Type data: holotype QM GH4148 (SAMA E2097), paratype(s) QM GH4217.
Type locality: Price Is., SA.

Distribution: SA (Great Australian Bight); known only from type locality.

Ecology: benthic, marine.

***Ritterella pedunculata* (Herdman, 1891)**

Psammaplidium pedunculatum Herdman, W.A. (1891). A revised classification of the Tunicata, with definitions of the orders, sub-orders, families, sub-families and genera, and analytical keys to the species. *J. Linn. Soc. Lond. Zool.* **23**: 558–652 [620].

Type data: syntypes AM U281 (G2112).
Type locality: Port Jackson, NSW.

Ritterella herdmania Kott, P. (1957). Ascidiaceans of Australia II. Aplousobranchiata Lahille; Clavelinidae Forbes and Hanley and Polyclinidae Verrill. *Aust. J. Mar. Freshwat. Res.* **8**(1): 64–110 [102] [*nom. nov.* proposed erroneously for *Psammaplidium pedunculatum* Herdman, 1891, the senior rather than junior homonym of *Ritterella pedunculata* Tokioka, 1953].

Distribution: NSW (Lower E coast), SA (Great Australian Bight, S Gulfs coast), TAS (Bass Strait, Tas. coast), VIC (Bass Strait).

Ecology: benthic, marine; to 12 m, often fast flowing currents, colonies often consolidated by, and stabilising, sand.

Reference: Kott, P. (1992). The Australian Ascidiacea Pt 3, Aplousobranchia (2). *Mem. Queensl. Mus.* **32**(2): 377–620.

STOMOZOIDAE

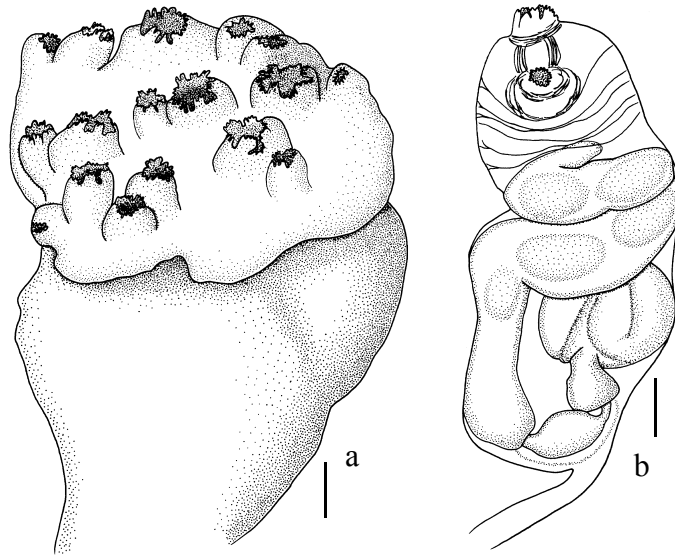


Fig. 13. *Stomozoa australiensis* Kott, 1990: **a**, single lobe of a colony with zooid openings distended; **b**, zooid, much contracted. (Scale bars: a = 2.0 mm; b = 0.5 mm). [from Kott 1990].

The family Stomozoidae Kott, 1990 is small, containing only three known species, two in Australia and one with a cosmopolitan distribution (Kott 1990). The family is distinguished by the fringed lobes that surround each separately opening aperture. These lobes alternate with conspicuous pigment spots, similar to those known in other aplousobranch and phlebobranch ascidians. A siphonal velum projects forwards inside the lobes to form the actual branchial opening. Small gonads with only a one- or two-egg ovary are in the moderately long gut loop. Vascular stolons of moderate length, sometimes branching, project down into the basal test from the embedded zooids, but they do not appear to have terminal ampullae as in Clavelinidae (which is further distinguished by its smooth-rimmed apertures). Longitudinal muscles extend along each side of the thorax and abdomen but not onto the vascular stolon as in *Sigillina* Savigny, 1816 (Holozooidae). The larvae have large triradially arranged adhesive organs (as in Clavelinidae). Nevertheless, the family appears to be most closely related to Polycitoridae (see Kott 1990).

Although they are not inconspicuous, forming fleshy cushion-like colonies, species of this genus are seldom recorded, and possibly their preferred habitat has not yet been located.

References

- Kott, P. (1990). The Australian Ascidiacea Pt 2, Aplousobranchia (1). *Mem. Queensl. Mus.* **29**(1): 1–266
- Savigny, J.C. (1816). Recherches anatomiques sur les ascidies composées et sur les ascidies simples—Système de la classe des Ascidies pp. 1–239. In *Mémoires sur les Animaux sans Vertèbres*, Pt 2. Paris : G. Dufour.
- Stomozoa* Kott, 1957**
- Stomozoa* Kott, P. (1957). The sessile Tunicata. *Scient. Rep. John Murray Exped.* **10**(4): 129–149 [131].
Type species: *Stomozoa murrayi* Kott, 1957 by monotypy.
- Extralimital distribution: Afrotropical Region, Neotropical Region; Brazilian and Guyana Shelves, Red Sea. See: Kott, P. (1990). The Australian Ascidiacea Pt 2, Aplousobranchia (1). *Mem. Queensl. Mus.* **29**(1): 1–266.
- Stomozoa australiensis* Kott, 1990**
- Stomozoa australiensis* Kott, P. (1990). The Australian Ascidiacea Pt 2, Aplousobranchia (1). *Mem. Queensl. Mus.* **29**(1): 1–266 [157].
Type data: holotype QM GH974, paratype(s) QM GH946, GH2392.
- Type locality: Topgallant Is., Great Australian Bight, 5 m, SA.
- Distribution: SA (Great Australian Bight).
Ecology: benthic, marine; cliffs and caves.
- Stomozoa bellissima* Kott, 1990**
- Stomozoa bellissima* Kott, P. (1990). The Australian Ascidiacea Pt 2, Aplousobranchia (1). *Mem. Queensl. Mus.* **29**(1): 1–266 [159].
Type data: holotype QM G9267, paratype(s) QM GH4918.
Type locality: Bundegi Reef, Exmouth, WA.
- Distribution: QLD (Great Barrier Reef), WA (NW coast).
Ecology: benthic, marine.

UNPLACED SPECIES

The following names cannot be placed with certainty, for reasons given below, and are listed here as *Species Inquirendae*.

Species Inquirenda

Atopogaster aurantiaca Herdman, W.A. (1886). Report on the Tunicata collected during the voyage of H.M.S. *Challenger* during the years 1873–1876. Pt II, Ascidiaceae compositae. *Zool. Chall. Exped.* **14**(38): 1–425 [168] [may be a *Polycitor* species, although on the basis of the original description, the zooids with many rows of stigmata and gonads spilling over from the abdomen to a posterior abdomen, cannot be assigned to any known genus or species; the holotype has not been re-examined].

Type data: holotype BMNH*.

Type locality: Bass Strait, VIC.

Leptoclinum fimbriatum Herdman, W.A. (1898). Note on the Tunicata fauna of Australian seas. *Ann. Mag. Nat. Hist.* **7**(1): 443–450 [448] [also in Herdman, W.A. (1899). Descriptive catalogue of the Tunicata in the Australian Museum. *Australian Museum, Sydney, Catalogue* **17**: 1–139 (91)].

Type data: type status and whereabouts unknown*.

Type locality: Port Jackson, NSW.

Amaroucium rotundatum Herdman, W.A. (1899). Descriptive catalogue of the Tunicata in the Australian Museum. *Australian Museum, Sydney, Catalogue* **17**: 1–139 [71] [name first listed by Herdman, W.A. (1898). Note on the Tunicata fauna of Australian seas. *Ann. Mag. Nat. Hist.* **7**(1): 443–450 (448), *nom. nud.*; probably a colony of *Polycitor giganteum* (Herdman, 1899), its zooids having a long abdomen with gonads in the gut loop; the holotype has not been re-examined].

Type data: holotype AM U112, G2104*.

Type locality: Port Jackson, NSW.

Polyclinum clava Herdman, W.A. (1899). Descriptive catalogue of the Tunicata in the Australian Museum. *Australian Museum, Sydney, Catalogue* **17**: 1–139 [77] [name first listed by Herdman, W.A. (1898). Note on the Tunicata fauna of Australian seas. *Ann. Mag. Nat. Hist.* **7**(1): 443–450 (448), *nom. nud.*; probably a colony of *Polycitor giganteum* (Herdman, 1899)].

Type data: holotype AM U154.

Type locality: Port Jackson, NSW.

Polyclinum complanatum Herdman, W.A. (1899). Descriptive catalogue of the Tunicata in the Australian Museum. *Australian Museum, Sydney, Catalogue* **17**: 1–139 [81] [name first listed by Herdman, W.A. (1898). Note on the Tunicata fauna of Australian seas. *Ann. Mag. Nat. Hist.* **7**(1):

443–450 (448), *nom. nud.*; has as its junior synonym, *Polyclinum depressum* Herdman, 1899 (*loc. cit.*, figs Pl. 1, 9–12), and may be a specimen of a *Pseudodistoma* species].

Type data: holotype whereabouts unknown.

Type locality: Port Jackson, NSW.

Polyclinum fuscum Herdman, W.A. (1899). Descriptive catalogue of the Tunicata in the Australian Museum. *Australian Museum, Sydney, Catalogue* **17**: 1–139 [82] [name first listed by Herdman, W.A. (1898). Note on the Tunicata fauna of Australian seas. *Ann. Mag. Nat. Hist.* **7**(1): 443–450 (448), *nom. nud.*; appears to be a specimen of *Polycitor giganteum* (Herdman, 1899); holotype has not been re-examined].

Type data: holotype AM U156, G2101.

Type locality: Port Jackson, NSW.

Didemnum rotnesti Kott, P. (1962). The ascidians of Australia III. Aplousobranchiata Lahille: Didemnidae Giard. *Aust. J. Mar. Freshwat. Res.* **13**(3): 265–334 [322] [species description unsatisfactory and requires revision; holotype and paratype from Rottnest Is. (WA) and Maria Is. (Tasmania) suggest anomalies but the specimens have not been reexamined].

Type data: holotype AM Y1515, paratype(s) AM Y1523.

Type locality: Mary Cove, Rottnest Is., WA.

Trididemnum spiculatum Kott, P. (1962). The ascidians of Australia III. Aplousobranchiata Lahille: Didemnidae Giard. *Aust. J. Mar. Freshwat. Res.* **13**(3): 265–334 [322] [although the holotype and the paratypes AM Y1628, Y 1630-2 are from Rottnest Is. (WA), other paratypes (AM Y1619 and Y1624) are from Tasmania; another paratype (AM Y1627) from Heron Is. has been found to be conspecific with *Trididemnum paracyclops* Kott (1980); the species is ill-defined and requires revision].

Type data: holotype AM Y1626, paratype(s) AM Y1619, Y1624, Y1628, Y1630-2.

Type locality: Thompson's Bay, Rottnest Is., WA.

Polysyncraton victoriense Kott, P. (1976). Ascidian fauna of Western Port Bay, Victoria and a comparison with that of Port Phillip Bay. *Mem. Natl. Mus. Vic.* **37**: 53–96 [73] [the species is inadequately described and requires revision; the holotype has not been reexamined].

Type data: holotype NMV H171.

Type locality: on *Ecklonia* holdfasts, 8 m, Crawfish Rock, Westernport, VIC.

PHLEBOBRANCHIA

The suborder Phlebobranchia (order Enterogona) is characterised by having unpaired gonads present only on the same side of the body as the gut. As in Stolidobranchia, the body is not divided into different sections (such as thorax, abdomen and posterior abdomen) as the gut is folded up in the parietal body wall outside the pharynx and the large branchial sac occupies the whole length of the body. Usually the branchial sac (which is flat, without folds) has internal longitudinal vessels (although only vestiges remain in Agneziidae). Epicardial sacs do not persist in adults as they do in Aplousobranchia, although excretory vesicles (nephrocytes) embedded in the body wall over the gut are known to originate from the embryonic epicardium in Ascidiidae and Corellidae. Most phlebobranchs are solitary. However, Plurellidae Kott, 1973 includes both solitary and colonial forms, and Perophoridae Giard, 1872 are all colonial. Replication in Perophoridae is from ectodermal epithelium (rather than endodermal or mesodermal tissue the mesodermal tissue of the vascular stolon (rather than the endodermal tissue as in most as in Aplousobranchia). The process of replication has not been investigated in Plurellidae.

Phlebobranch taxa occurring in Australia are documented in Kott (1985). Family level taxa are characterised principally by the size and form of the branchial sac including the number of branchial vessels and form of the stigmata; the form, size and position of the gonads; and the habit (colonial or solitary) of the taxon. Berrill (1950) has discussed problems in assessing the phylogeny of Perophoridae.

References

- Berrill, N.J. (1950). The Tunicata. *Ray Soc. Pubs* **133**: 1–354
- Giard, A.M. (1872). Recherches sur les ascidies composées ou synascidies. *Arch. Zool. Exp. Gén.* **1**: 613–662
- Kott, P. (1973). Plurellidae, a new phlebobranchiate family of the Ascidiacea. *Proc. Linn. Soc. Lond.* **97**(4): 258–261
- Kott, P. (1985). The Australian Ascidiacea Pt 1, Phlebobranchia and Stolidobranchia. *Mem. Queensl. Mus.* **23**: 1–440

AGNEZIIDAE

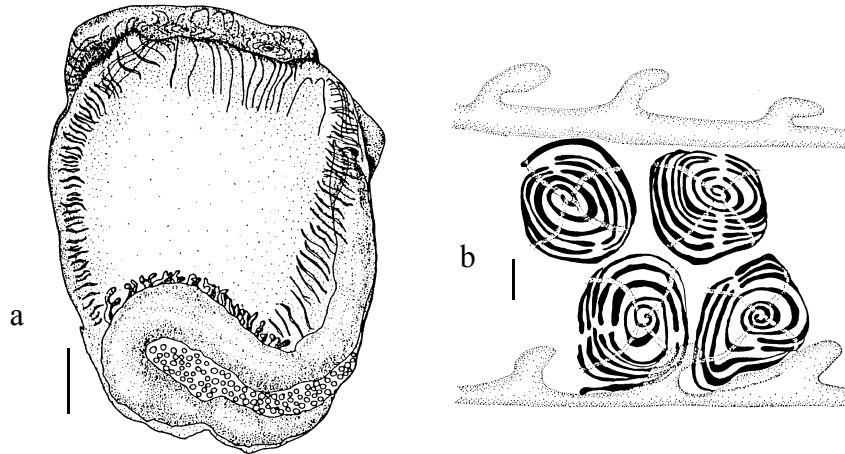


Fig. 14. *Agnezia glaciata* (Michaelsen, 1898): **a**, body removed from the test, from left side; **b**, portion of the branchial sac. (Scale bars: a, 1.0 mm; b, 0.25 mm). [from Kott 1985]

The family Agneziidae Monniot & Monniot, 1991 is a group of diverse genera. There are two subfamilies, Agneziinae Monniot & Monniot, 1991 with stigmata spiralling around cones or infundibula projecting into the pharynx, and Ciallusiinae Huus, 1937 with straight stigmata. The latter subfamily is not yet recorded from Australia. The family is distinguished by the loss of the longitudinal branchial vessels (present in most phlebobranchs), although vestiges in the form of bifid or undivided papillae are present on the transverse vessels.

In Agneziinae the test is thin and often has embedded sand making it stiff and brittle. However (in contrast to the Plurellidae), parts of the body wall are not embedded in the test—rather the body musculature is modified to take advantage of the stiff test in other ways. Thus, short parallel bands of muscles around its outer margin, and along each side of the antero-median apertures, tend to flatten the body. When the muscles are contracted the soft, thin sand-free strips of test in which the sessile apertures are located, are withdrawn and folds of hard, sandy test close over them as protective lips. The short parallel bands of muscle around the median line of the body occur in other taxa in which the sand-embedded test is thin enough to be brittle rather than tough, *e.g.* *Molgula* Forbes, 1848 has species in which the apertures can be withdrawn and covered by the stiff brittle test in the same way.

A single species of *Agnezia* Monniot & Monniot, 1991 (a replacement name for *Agnestia* Michaelsen, 1898) and three of *Adagnestia* Kott, 1963 are recorded from Australia. They are not recorded often and probably occur principally on the sea floor, a habitat seldom explored around this continent. Two of the *Adagnestia* species have a novel orientation of gonoducts through the gut loop and directed anteriorly between the distal limb or pole of the loop and the outside of the parietal body wall. The papillae on the transverse branchial vessels of *Adagnestia* are bifid but in *Agnezia* they are not divided.

Caenagnestia Årnäck, 1938 from the Antarctic, and *Proagnestia* Monniot & Monniot, 1973 from deep water, have not been recorded from Australia.

The family, (as Agnesiidae Huntsman, 1912), is discussed in Kott (1985).

References

- Ärnäck-Christie-Linde, A. (1938). Ascidiacea. *Further zool. Results Swed. Antarct. Exped. 1901-1* **3**(4): 1-54
- Forbes, E. & Hanley, S.C.T. (1952). *A History of British Mollusca and their Shells*. (1848-1952). London : John van Voorst Vol. 1,2 & 4 (appendix) pp. 1-54, 369-376, 244-246
- Huntsman, A.G. (1912). Ascidians from the coasts of Canada. *Trans. R. Can. Inst.* **9**: 111-148
- Huus, J. (1937). Ascidiaceae. pp. 545-692 in Kükenthal, W. & Krumbach, T. (eds) *Handbuch der Zoologie*. Berlin : Walter de Gruyter Vol. 5(2)6
- Kott, P. (1963). *Adagnesia opaca* gen. nov., sp. nov., a remarkable ascidian of the family Agnesiidae from Moreton Bay, Queensland. *Univ. Qd Pap. Dept. Zool.* **2**(3): 75-79
- Kott, P. (1985). The Australian Ascidiacea Pt 1, Phlebobranchia and Stolidobranchia. *Mem. Queensl. Mus.* **23**: 1-440
- Monniot, C. & Monniot, F. (1973). Ascidies abyssales récoltées au cours de la campagne océanographique Biaçores par le *Jean Charcot*. *Bull. Mus. Natl. Hist. Nat. Paris* (3)**93**(121): 389-475
- Monniot, C. & Monniot, F. (1991). Tunicata: peuplements d'ascidies profondes en Nouvelle-Calédonie. Diversité des stratégies adaptatives. In, Crosnier, A. (ed) Résultats des Campagnes MUSORSTOM. Vol. 8 Mém. Mus. Natl. Hist. Nat. Paris (4)**151**(A): 357-448.

AGNEZIINAE

Adagnesia Kott, 1963

Adagnesia Kott, P. (1963). *Adagnesia opaca* gen. nov., sp. nov., a remarkable ascidian of the family Agnesiidae from Moreton Bay, Queensland. *Univ. Qd Pap. Dept. Zool.* **2**(3): 75–79 [76].

Type species: *Adagnesia opaca* Kott, 1963 by original designation.

Extralimital distribution: north Atlantic Ocean, south Atlantic Ocean, east and south Pacific basins to 5000 m. See: Kott, P. (1985). The Australian Ascidiacea Pt 1, Phlebobranchia and Stolidobranchia. *Mem. Queensl. Mus.* **23**: 1–440.

Adagnesia charcoti Monniot & Monniot, 1973

Adagnesia charcoti Monniot, C. & Monniot, F. (1973). Ascidies abyssales récoltées au cours de la campagne océanographique Biaçores par le Jean Charcot. *Bull. Mus. Natl. Hist. Nat. Paris* (3)**93**(121): 389–475 [424].

Type data: syntypes MNHP p3.13–21*.

Type locality: abyssal, NE Atlantic Ocean.

Distribution: VIC (Bass Strait); deep basins of north and south Atlantic Ocean.

Ecology: benthic, marine; depth 22–5000 m.

Reference: Kott, P. (1985). The Australian Ascidiacea Pt 1, Phlebobranchia and Stolidobranchia. *Mem. Queensl. Mus.* **23**: 1–440.

Adagnesia opaca Kott, 1963

Adagnesia opaca Kott, P. (1963). *Adagnesia opaca* gen. nov., sp. nov., a remarkable ascidian of the family Agnesiidae from Moreton Bay, Queensland. *Univ. Qd Pap. Dept. Zool.* **2**(3): 75–79 [76].

Type data: holotype QM G4907, paratype(s) QM G4936.

Type locality: Moreton Bay, QLD.

Distribution: NSW (Central E coast), QLD (Central E coast), VIC (Bass Strait).

Ecology: benthic, marine, sand bottom.

Adagnesia venusta Kott, 1985

Adagnesia venusta Kott, P. (1985). The Australian Ascidiacea Pt 1, Phlebobranchia and Stolidobranchia. *Mem. Queensl. Mus.* **23**: 1–440 [82].

Type data: holotype NMV H381, paratypes NMV F51569, NMV H394.

Type locality: Bass Strait, VIC.

Distribution: VIC (Bass Strait); known only from type locality.

Ecology: benthic, marine; fine sand with abundant sponges.

Agnezia Monniot & Monniot, 1991

Agnezia Michaelsen, W. (1898). Vorläufige Mitteilung über einige Tunicaten aus dem Magalhaenischen Gebiet sowie von Süd-Georgien. *Zool. Anz.* **21**: 363–371 [370]

[junior homonym of *Agnesia* Konnick, 1883 (Mollusca: Palaeozoic gastropod)].

Type species: *Agnesia glaciata* Michaelsen, 1898 by monotypy.

Agnezia Monniot, C. & Monniot, F. (1991). Tunicata: peuplements d'ascidies profondes en Nouvelle-Calédonie. Diversité des stratégies adaptatives. In: Crosnier, A. (ed) Résultats des Campagnes MUSORSTOM. Vol. 8 Mém. Mus. Natl. Hist. Nat. Paris (4)**151**(A): 357–448. [383] [*nom. nov.* for *Agnesia* Michaelsen, 1898].

Extralimital distribution: Afrotropical Region, Antarctic Region; north Pacific Ocean, Kerguelen. See: Kott, P. (1985). The Australian Ascidiacea Pt 1, Phlebobranchia and Stolidobranchia. *Mem. Queensl. Mus.* **23**: 1–440.

Agnezia glaciata (Michaelsen, 1898)

Agnesia glaciata Michaelsen, W. (1898). Vorläufige Mitteilung über einige Tunicaten aus dem Magalhaenischen Gebiet sowie von Süd-Georgien. *Zool. Anz.* **21**: 363–371 [370].

Type data: syntypes ZMH leg.14.1.93*.

Type locality: Puerto Haberton, Beagle Channel, 14 m, Tierra del Fuego.

Agnesia krausei Michaelsen, W. (1912). Die Tethyiden (Styeliden) des Naturhistorischen Museum zu Hamburg, nebst nachtrag und Anhang einige anderen Familien betreffend. *Jahrb. Hamb. Wiss. Anst.* **28**(2): 109–186 [181].

Type data: syntypes ZMH 2 specimens*.

Type locality: Patagonian Shelf.

Agnesia himeboja Oka, A. (1915). Eine neue Ascidiengattung aus der Gattung *Agnesia* Michaelsen. *Annot. Zool. Jap.* **9**: 1–6 [1].

Type data: syntypes UTZM 46* (M39).

Type locality: Tateyama Bay, Awa Province, 10–14 m, Japan.

Agnesia sabulosa Oka, A. (1929). Eine zweite japanische Art der Gattung *Agnesia*. *Proc. Imp. Acad. Japan* **5**: 152–154 [152].

Type data: syntypes UTZM 150* (M236).

Type locality: Hakodate, 20–30 m, Japan.

Agnesia capensis Millar, R.H. (1955). On a collection of ascidians from South Africa. *Proc. Zool. Soc. Lond.* **125**(1): 169–221 [191].

Type data: holotype BMNH 29.4.48*.

Type locality: False Bay, 22–24 m, South Africa.

Taxonomic decision for synonymy: Kott, P. (1969). Antarctic Ascidiacea. A monographic account of the known species based on specimens collected under U.S. Government auspices 1947 to 1963. *Antarct. Res. Ser.* **13**: i–xv 1–239 [97].

Distribution: Japan, New Zealand, South Africa, California, QLD (Central E coast), VIC (Bass Strait); Antarctic Peninsula, Kerguelen.

Ecology: benthic, marine; on hard, wide-spreading, branched, filamentous algae, or sandy bottoms.

ASCIDIIDAE

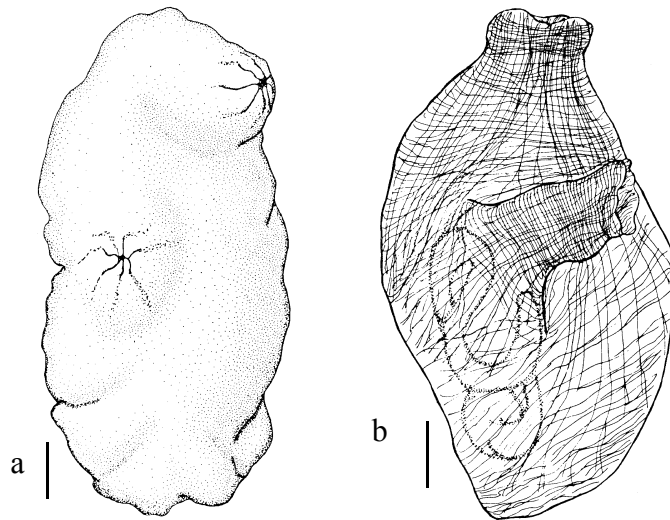


Fig. 15. *Ascidia decepta* Kott, 1985: **a**, external appearance; **b**, body musculature. (Scale bars = 2.0 mm). [from Kott 1985]

The family Ascidiidae Herdman, 1882 contains solitary forms, usually with a relatively firm, inflexible, gelatinous, translucent test. The branchial sac is more or less flat, the branchial wall sometimes having minute undulations but usually lacking internal folds. The large gonads are enclosed in the gut loop and often spread over the inside of the gut, which is bent up in the left parietal body wall. The testis consists of branching follicles joined to a common vas deferens. The tubular ovary also branches. The vas deferens and thick ovarian tube are between two limbs of the gut loop, opening with the anus near the base of the atrial aperture. Body muscles usually form an irregular network over the right side of the body and anterior to the gut on the left, although they are inconspicuous over the gut.

Occasionally the test is brittle with embedded sand, e.g. *Ascidia thompsoni* Kott, 1952 and *Ascidia scaevola* (Sluiter, 1904). In *Ascidia scaevola*, long stiff, cylindrical tubes project up from around each sessile aperture providing channels to and from the surface for the excurrent and incurrent streams of water of individuals submerged in bottom sediments—a habitat that appears to be available owing to the stiff sand-embedded test that forms the rigid tubes. Other aspects of the morphology of this species are associated with the rigid, brittle test which would prevent overall contraction of the body. Generally, the body wall is thin with little or no musculature. However, short strong muscle bands are present across the dorsum to close folds of test over the apertures, and others along the right side narrow and depress the body inside its rigid casing. In addition, an unusual fold of the pharyngeal wall compensates for the narrowing of the right side of the body which has drawn the dorsal mid-line onto the upper surface.

The unusual morphology of *Ascidia scaevola* is unique amongst the otherwise relatively uniform species of this family and demonstrates a dramatic response to environmental pressure that parallel adaptations in *Plurella* spp. which has similar thin, rigid, sandy test.

The family contains three closely related genera:

ASCIDIIDAE

Asciella Mueller, 1776, which contains only one well known species (the type of the genus), is known mostly from Europe. However, it is now recorded from Australia and New Zealand. It may have been spread by ships (Kott 1985). It differs from the other genera in the absence of secondary papillae projecting into the pharynx from the internal longitudinal vessels.

Phallusia Savigny, 1816 species are large with thick, firm and translucent test. The ciliated pit, the primary opening of the neural duct (at the base of the branchial siphon), is one- to two-thirds of the body length distant from the neural gland (just anterior to the atrial siphon). This is an appreciable distance when individuals are up to 60 mm or more in length. The accessory openings of the neural duct into the atrial cavity (characteristic of this genus) may be associated with that long neural duct (see Ruppert 1990 for an account of the role of the neural gland in the regulation of blood volume). Although their species diversity is not high (only five species being known), at least one *Phallusia* species is relatively common around the Australian continent.

Ascidia Linnaeus, 1767, has 19 recorded species in Australian waters. It is possible that this number will increase when more reliable characters (possibly obvious only in living specimens) are demonstrated. Although some species become as large as *Phallusia*, others remain relatively small, often with a thin fragile test, especially on the left side of the body where they are often attached to the substrate. Accessory openings of the neural gland duct do not occur.

Kott (1985) reviewed the family in Australian waters.

References

- Herdman, W.A. (1882). Report on the Tunicata collected during the voyage of H.M.S. *Challenger* during the years 1873–1876. Pt I, Ascidiæ simplices. *Zool. Chall. Exped.* **6**(17): 1–296
- Kott, P. (1952). Ascidiæ of Australia. 1. Stolidobranchiata and Phlebobranchiata. *Aust. J. Mar. Freshwat. Res.* **3**(3): 206–333
- Kott, P. (1985). The Australian Ascidiacea Pt 1, Phlebobranchia and Stolidobranchia. *Mem. Queensl. Mus.* **23**: 1–440
- Linnaeus, C. (1767). *Systema Naturae* per regna tria naturae, secundum classes, ordines, genera, species, cum characteribus, differentiis, synonymis, locis. Editio duodecim. Holmiae : Laurentii Salvii Tom. 2, pp. 1087, 1089, 1294, 1295, 1319
- Mueller, O.F. (1776). pp. 224–226 in, *Zoologiae Danicae*. Copenhagen : Prodromus.
- Ruppert, E.E. (1990). Structure, ultrastructure and function of the neural gland complex of *Ascidia interrupta* (Chordata, Ascidiacea): clarification of hypotheses regarding the evolution of the vertebrate anterior pituitary. *Acta Zool. Stockholm* **71**: 135–149
- Savigny, J.C. (1816). Recherches anatomiques sur les ascidies composées et sur les ascidies simples—Système de la classe des Ascidies pp. 1–239. In *Mémoires sur les Animaux sans Vertèbres*, Pt 2. Paris : G. Dufour.
- Sluiter, C.P. (1904). Die Tunicaten der Siboga-Expedition. Pt. I, Die socialen und holosomen Ascidiæ. *Siboga Exped.* **56A**: 1–126

Ascidia Linnaeus, 1767

Ascidia Linnaeus, C. (1767). *Systema Naturae* per regna tria naturae, secundum classes, ordines, genera, species, cum characteribus, differentiis, synonymis, locis. Editio duodecim. Holmiae: Laurentii Salvii Tom. 2, pp. 1087, 1089, 1294, 1295, 1319 [1087] [without included species; *nomen conservandum*].

Type species: *Ascidia mentula* Mueller, 1776 by subsequent designation, see Hartmeyer, R., Michaelsen, W. & Sluiter, C.P. (1915). Tunicata. Ascidiaceae. In, Apstein, C. Nomina Conservanda. *Sber. Ges. Naturf. Freunde Berl.* **1915**: 185–186. [185].

Ascidiopsis Verrill, A.E. (1872). Recent additions to the molluscan fauna of New England and the adjacent waters, with notes on the other species. *Am. J. Sci. (ser. 3)* **3**: 209–214, 281–290 pls 6–8 [214].

Type species: *Ascidiopsis complanata* Verrill, 1872 by original designation.

Bathyascidia Hartmeyer, R. (1901). Zur Kenntnis des genus *Rhodosoma*. *Arch. Naturg. Suppl.* **67**: 151–168 [166].

Type species: *Abyssascidia vasculosa* Herdman, 1888 by monotypy.

Phallusioides Huntsman, A.G. (1912). Ascidiaceae from the coasts of Canada. *Trans. R. Can. Inst.* **9**: 111–148 [138].

Type species: *Ascidia obliqua* Alder, 1863 by original designation.

Taxonomic decision for synonymy: Huus, J. (1937). Ascidiaceae. pp. 545–692 in Kükenthal, W. & Krumbach, T. (eds) *Handbuch der Zoologie*. Berlin: Walter de Gruyter Vol. 5(2)6 [672]; Berrill, N.J. (1950). The Tunicata. *Ray Soc. Pubs* **133**: 1–354 [152].

Extralimital distribution: Antarctic Region, Neotropical Region; worldwide. See: Hartmeyer, R. (1924). Ascidiaceae, part II. Zugleich eine Übersicht über die Arktische und boreale Ascidiaceenfauna auf tiergeographischer Grundlage. *Ingolf-Exped.* **2**(7): 1–275; Harant, H. (1929). Ascidiées provenant des croisières du Prince Albert 1er de Monaco. *Résultats de Campagnes Scientifique accomplies (Monaco)* **75**: 1–110; Van Name, W.G. (1945). The North and South American ascidiaceae. *Bull. Am. Mus. Nat. Hist.* **84**: 1–476; Millar, R.H. (1962). Further descriptions of South African ascidiaceae. *Ann. S. Afr. Mus.* **56**(7): 113–221; Millar, R.H. (1982). The marine fauna of New Zealand. *Mem. N.Z. Oceanogr. Inst.* **85**: 1–117; Nishikawa, T. (1990). The ascidiaceae of the Japan Sea I. *Publ. Seto Mar. Biol. Lab.* **34**(4–6): 73–148.

Ascidia archaia Sluiter, 1890

Ascidia archaia Sluiter, C.P. (1890). Die Evertrebraten aus der Sammlung des Königlichen Naturwissenschaftlichen Vereins in Niederländisch Indien in Batavia. *Nat. Tijdschr. Ned. Ind.* **50**: 329–348 [346].

Type data: holotype ZMA TU212.

Type locality: coral reef 'Vader Smit', Bay of Jakarta (as Djakarta), Indonesia.

Ascidia aperta Sluiter, C.P. (1904). Die Tunicaten der Siboga-Expedition. Pt. I, Die socialen und holosomen Ascidiaceae. *Siboga Exped.* **56A**: 1–126 [38].

Type data: syntypes ZMA TU206, TU211, ZMA TU211.

Type locality: 2.3 miles N 63°W from north point of Nuhu Jaan, 70 m, Kei Is., Indonesia [5°36'30"S 132°55'12"E].

Ascidia rhabdophora Sluiter, C.P. (1904). Die Tunicaten der Siboga-Expedition. Pt. I, Die socialen und holosomen Ascidiaceae. *Siboga Exped.* **56A**: 1–126 [45].

Type data: holotype whereabouts unknown (see Spoel, S. van der (1969). Catalogue of the type specimens of Tunicata in the Zoological Museum in Amsterdam. *Bull. Zool. Mus. Amsterdam* **1**(13): 157–200 [162]).

Type locality: Damar Is., 90 m, Indonesia.

Phallusia corelloides Van Name, W.G. (1924). Bijdragen tot de kennis der fauna van Curaçao. Resultaten einer Reis van Dr C.J. Van der Horst in 1920. Ascidiaceae from Curaçao. *Bijdr. Dierk.* **23**: 23–32 [27].

Type data: holotype AMNH 730*, paratype(s) ZMA TU736.1, TU736.2, TU156*.

Type locality: Caracas Bay, Curaçao, West Indies.

Taxonomic decision for synonymy: Kott, P. (1985). The Australian Ascidiaceae Pt 1, Phlebobranchia and Stolidobranchia. *Mem. Queensl. Mus.* **23**: 1–440 [26].

Distribution: NSW (Central E coast), QLD (Central E coast, Great Barrier Reef), WA (NW coast); West Indies; west Pacific Ocean.

Ecology: benthic, marine; under stones and rubble near reef crest of coral reefs, on sandy bottoms with coral and shells.

Ascidia capillata Sluiter, 1887

Ascidia capillata Sluiter, C.P. (1887). Einfache Ascidiaceae aus der Bai von Batavia. *Nat. Tijdschr. Ned. Ind.* **46**: 242–266 [255].

Type data: holotype ZMA TU219.

Type locality: Bay of Jakarta (as Djakarta), Indonesia.

Ascidia austera Sluiter, C.P. (1904). Die Tunicaten der Siboga-Expedition. Pt. I, Die socialen und holosomen Ascidiaceae. *Siboga Exped.* **56A**: 1–126 [39].

Type data: holotype ZMA TU267.2.

Type locality: Anchorage north of Salomakië (Damar) Is., 45 m, Indonesia.

Taxonomic decision for synonymy: Kott, P. (1985). The Australian Ascidiaceae Pt 1, Phlebobranchia and Stolidobranchia. *Mem. Queensl. Mus.* **23**: 1–440 [30].

Distribution: Indonesia, NSW (Lower E coast*), NT (N coast), QLD (Great Barrier Reef, NE coast), WA (N coast, SW coast).

Ecology: benthic, marine; on under-surface of rubble, coral reefs, on coral.

Ascidia challengerii Herdman, 1882

Ascidia challengerii Herdman, W.A. (1882). Report on the Tunicata collected during the voyage of H.M.S. *Challenger* during the years 1873–1876. Pt I, Ascidiaceae simplices. *Zool. Chall. Exped.* **6**(17): 1–296 [202].

Type data: holotype BMNH 1887.2.4.137.

Type locality: Kerguelen Is., Subantarctic.

Ascidia charcoti Sluiter, C.P. (1905). Note préliminaire sur les ascidiens holosomates de l'Expédition Antarctique Française commandée par le Dr. Charcot. *Bull. Mus. Nat. Hist. Nat. Paris* **11**: 470–475 [471].

Type data: syntypes MNHP p.3 ASC.A 50*, MNHP p.5 ASC.A 118–125*, ZMA TU220.

Type locality: Booth Wandel Is., Antarctica.

Ascidia dispar Årnäck-Christie-Linde, A. (1938). Ascidiacea. *Further zool. Results Swed. Antarct. Exped. 1901–1* 3(4): 1–54 [48].

Type data: holotype NHRM 1504*.

Type locality: Grytviken, 22 m, South Georgia [54°22'S 36°28'W].

Taxonomic decision for synonymy: Kott, P. (1969). Antarctic Ascidiacea. A monographic account of the known species based on specimens collected under U.S. Government auspices 1947 to 1963. *Antarct. Res. Ser.* 13: i–xv 1–239 [90].

Distribution: Heard & McDonald Islands, Kerguelen Island, TAS (Tas. coast); Heard Is., Antarctic Peninsula.

Ecology: benthic, marine; clay and algae.

Ascidia decepta Kott, 1985

Ascidia decepta Kott, P. (1985). The Australian Ascidiacea Pt 1, Phlebobranchia and Stolidobranchia. *Mem. Queensl. Mus.* 23: 1–440 [33].

Type data: holotype QM G10076, paratype(s) QM G9629, G10002, GH2571, GH2572.

Type locality: Fraser Is., 1 km from mouth of Moon Creek, off wreck, QLD.

Distribution: NSW (Central E coast, Lower E coast), QLD (Central E coast, NE coast), SA (S Gulfs coast), TAS (Bass Strait).

Ecology: benthic, marine, mud bottom, sand bottom; shallow water.

Ascidia empheres Sluiter, 1895

Ascidia empheres Sluiter, C.P. (1895). Tunicaten. In, Semon, R. Zoologische Forschungsreisen in Australien und den Malayischen Archipel. *Denkschr. Med.-Naturw. Ges. Jena* 8: 163–186; Nachtrag zu den tunicaten: 325–326. [177].

Type data: holotype ZMA TU227.

Type locality: Ambon, Indonesia.

Distribution: Indonesia, QLD (Central E coast, Great Barrier Reef, NE coast).

Ecology: benthic, marine; on under-surfaces of coral rubble.

Reference: Kott, P. (1985). The Australian Ascidiacea Pt 1, Phlebobranchia and Stolidobranchia. *Mem. Queensl. Mus.* 23: 1–440.

Ascidia gemmata Sluiter, 1895

Ascidia gemmata Sluiter, C.P. (1895). Tunicaten. In, Semon, R. Zoologische Forschungsreisen in Australien und den Malayischen Archipel. *Denkschr. Med.-Naturw. Ges. Jena* 8: 163–186; Nachtrag zu den tunicaten: 325–326. [177].

Type data: syntypes ZMA TU235.

Type locality: Ambon, Indonesia.

Distribution: NSW (Lower E coast), NT (N coast), QLD (Great Barrier Reef, NE coast), VIC (Bass Strait), WA (Central W coast, Lower W coast, N coast, NW coast).

Ecology: benthic, marine.

Reference: Kott, P. (1985). The Australian Ascidiacea Pt 1, Phlebobranchia and Stolidobranchia. *Mem. Queensl. Mus.* 23: 1–440.

Ascidia glabra Hartmeyer, 1922

Ascidia glabra Hartmeyer, R. (1922). Miscellanea Ascidiologica. *Mitt. Zool. Mus. Berl.* 10: 299–323 [305].

Type data: syntypes ZMH K1341*, ZMB 3846*.

Type locality: Fremantle, WA.

Distribution: NSW (Central E coast, Lower E coast), QLD (Central E coast, Great Barrier Reef, NE coast), WA (Lower W coast).

Ecology: benthic, marine; under-surfaces of rubble, coral reefs.

Reference: Kott, P. (1985). The Australian Ascidiacea Pt 1, Phlebobranchia and Stolidobranchia. *Mem. Queensl. Mus.* 23: 1–440.

Ascidia kreagra Sluiter, 1895

Ascidia kreagra Sluiter, C.P. (1895). Tunicaten. In, Semon, R. Zoologische Forschungsreisen in Australien und den Malayischen Archipel. *Denkschr. Med.-Naturw. Ges. Jena* 8: 163–186; Nachtrag zu den tunicaten: 325–326. [178].

Type data: holotype ZMA TU238.

Type locality: Ambon, Indonesia.

Distribution: Indonesia, QLD (Great Barrier Reef).

Ecology: benthic, marine; in crevices and on under-surfaces of rubble on coral reefs.

Reference: Kott, P. (1985). The Australian Ascidiacea Pt 1, Phlebobranchia and Stolidobranchia. *Mem. Queensl. Mus.* 23: 1–440.

Ascidia latesiphonica Hartmeyer, 1922

Ascidia latesiphonica Hartmeyer, R. (1922). Miscellanea Ascidiologica. *Mitt. Zool. Mus. Berl.* 10: 299–323 [307].

Type data: holotype ZMH K1342*, paratype(s) ZMB 3848*.

Type locality: Shark Bay, Useless Inlet, Perlbanke, east coast of Bellefin Prong, 0–3.5 m, WA.

Ascidia malaca australiensis Hartmeyer, R. (1927). Zur Kenntnis phlebobranchiater und dictyobranchiater Ascidiiden. *Mitt. Zool. Mus. Berl.* 13: 157–194 [161].

Type data: holotype ZMH K1343.

Type locality: Freshwater Bay, Swan River, WA.

Taxonomic decision for synonymy: Kott, P. (1985). The Australian Ascidiacea Pt 1, Phlebobranchia and Stolidobranchia. *Mem. Queensl. Mus.* 23: 1–440.

Distribution: QLD (Central E coast, NE coast), SA (S Gulfs coast), VIC (Bass Strait), WA (Central W coast, Lower W coast, NW coast).

Ecology: benthic, marine.

Ascidia liberata Sluiter, 1887

Ascidia liberata Sluiter, C.P. (1887). Einfache Ascidiiden aus der Bai von Batavia. *Nat. Tijdschr. Ned. Ind.* 46: 242–266 [251].

Type data: holotype ZMA TU244.

Type locality: Bay of Jakarta (as Djakarta), 12–20 m, Indonesia.

Ascidia solomonensis Nishikawa, T. (1986). Ascidiaceans from the Gilbert and Solomon Islands and Nauru. I. Perophoridae, Ascidiidae, Corellidae. *Int. Sci. Rev.* **32**: 1–78 4 maps [61]. Type data: holotype SMBL 338*, paratype(s) NSMT Pc682. Type locality: Lavuro, NW Guadalcanal, intertidal, Solomon Is.

Ascidia dorsalis Monniot, C. (1987). Ascidiées de Nouvelle-Calédonie I. Phlebobranches du Lagon. *Bull. Mus. Natl. Hist. Nat. Paris* (4)**9A**(1): 3–31 [9].

Type data: holotype MNHP P5ASC A179*.

Type locality: Amédée, New Caledonia.

Taxonomic decision for synonymy: Kott, P. (1992). The Australian Ascidiacea, supplement 2. *Mem. Queensl. Mus.* **32**(2): 621–655 [634].

Distribution: Indonesia, Norfolk Island, QLD (Great Barrier Reef, SE oceanic); west Pacific Ocean.

Ecology: benthic, marine; under-surface of rubble.

Ascidia munda Sluiter, 1898

Ascidia translucida Sluiter, C.P. (1890). Die Evertebraten aus der Sammlung des Königlichen Naturwissenschaftlichen Vereins in Niederländisch Indien in Batavia. *Nat. Tijdschr. Ned. Ind.* **50**: 329–348 [344] [junior homonym of *Ascidia translucida* Herdman, 1882].

Type data: type status unknown ZMA (depository uncertain, not found, see Spoel, S. van der (1969). Catalogue of the type specimens of Tunicata in the Zoological Museum in Amsterdam. *Bull. Zool. Mus. Amsterdam* **1**(13): 157–200).

Type locality: 'Vader Smit' Reef, Bay of Jakarta (as Djakarta), Indonesia, see Sluiter, C.P. (1890). Die Evertebraten aus der Sammlung des Königlichen Naturwissenschaftlichen Vereins in Niederländisch Indien in Batavia. *Nat. Tijdschr. Ned. Ind.* **50**: 329–348.

Ascidia munda Sluiter, C.P. (1898). Beiträge zur Kenntnis der Fauna von Südafrika II. Tunicaten. *Zool. Jahrb. Syst.* **11**: 1–64 [5] [*nom. nov.* for *Ascidia translucida* Sluiter, 1890].

Distribution: Indonesia, NSW (Central E coast), QLD (Central E coast), WA (Central W coast, NW coast).

Ecology: benthic, marine.

Reference: Kott, P. (1985). The Australian Ascidiacea Pt 1, Phlebobranchia and Stolidobranchia. *Mem. Queensl. Mus.* **23**: 1–440.

Ascidia nereia Kott, 1985

Ascidia nereia Kott, P. (1985). The Australian Ascidiacea Pt 1, Phlebobranchia and Stolidobranchia. *Mem. Queensl. Mus.* **23**: 1–440 [46].

Type data: holotype QM G2562, paratype(s) QM GH2563.

Type locality: Gladstone Harbour, 1 km upstream from mouth of Calliope River, QLD.

Distribution: QLD (NE coast); known only from type locality.

Ecology: sand bottom, silt bottom; 8.3 km upstream, possibly in brackish water.

Ascidia occidentalis Kott, 1985

Ascidia occidentalis Kott, P. (1985). The Australian Ascidiacea Pt 1, Phlebobranchia and Stolidobranchia. *Mem. Queensl. Mus.* **23**: 1–440 [46].

Type data: holotype WAM 912.83, paratype(s) WAM 118.72, 915.83, 916.83, 939.83.

Type locality: Cockburn Sound, off Rockingham, WA.

Distribution: WA (SW coast).

Ecology: benthic; Swan River estuary in brackish water.

Ascidia parasamea Kott, 1985

Ascidia parasamea Kott, P. (1985). The Australian Ascidiacea Pt 1, Phlebobranchia and Stolidobranchia. *Mem. Queensl. Mus.* **23**: 1–440 [50].

Type data: holotype QM GH776, paratype(s) QM GH2521, GH2516.

Type locality: off Gordonvale, QLD [17°03'S 145°55'36"E].

Distribution: QLD (Great Barrier Reef, NE coast).

Ecology: benthic, marine; dredged, sandy substrate.

Ascidia prolata Kott, 1985

Ascidia prolata Kott, P. (1985). The Australian Ascidiacea Pt 1, Phlebobranchia and Stolidobranchia. *Mem. Queensl. Mus.* **23**: 1–440 [50].

Type data: holotype QM GH2023.

Type locality: Ninepin Point, TAS.

Distribution: TAS (Tas. coast); known only from type locality.

Ecology: benthic, marine; wedged in crevices.

Ascidia scaevola (Sluiter, 1904)

Styelopsis scaevola Sluiter, C.P. (1904). Die Tunicaten der Siboga-Expedition. Pt. I, Die socialen und holosomen Ascidiaceen. *Siboga Exped.* **56A**: 1–126 [89].

Type data: holotype ZMA TUI066.

Type locality: 32 m, Indonesia [1°42'30"S 130°47'30"E].

Ascidia aclara Kott, P. (1952). Ascidiaceans of Australia. 1. Stolidobranchiata and Phlebobranchiata. *Aust. J. Mar. Freshwat. Res.* **3**(3): 206–333 [309].

Type data: holotype AM Y1648.

Type locality: 5–6 miles E of Lakes Entrance, 38 m, VIC.

Taxonomic decision for synonymy: Kott, P. (1985). The Australian Ascidiacea Pt 1, Phlebobranchia and Stolidobranchia. *Mem. Queensl. Mus.* **23**: 1–440 [53].

Distribution: Indonesia, QLD (Central E coast, NE coast), SA (Great Australian Bight, S Gulfs coast), VIC (Bass Strait); west Pacific Ocean.

Ecology: benthic, marine; on and in sandy sediments, sand, small stones and shells.

Ascidia sydneyensis Stimpson, 1855

Ascidia sydneyensis Stimpson, W. (1855). Tunicata in descriptions of some new marine invertebrates. *Proc. Acad. Nat. Sci. Phila.* **7**: 387–388 [387].

Type data: syntypes (probable) HMN Case Nr22*.

Type locality: Port Jackson, low tide, NSW.

- Ascidia canaliculata* Heller, C. (1878). Beiträge zur nähern Kenntnis der Tunicaten. *Sber. Akad. Wiss. Wien* 77(1): 83–109 [84–91].
Type data: type status unknown NHMW (depository uncertain, not found).
Type locality: Cape of Good Hope, South Africa.
- Ascidia pyriformis* Herdman, W.A. (1880). Preliminary report on the Tunicata of the *Challenger* expedition. Ascidiidae. *Proc. R. Soc. Edinb.* 10(1): 458–472 [468].
Type data: syntypes BMNH 1887.2.4.174, 1887.2.4.175.
Type locality: Port Jackson, 12 m, NSW.
- Phallusia longitubis* Traustedt, M.P.A. (1882). Vestindiske Ascidiæ Simplices, Forste Afdeling. Phallusiadae. *Vidensk. Meddr. Dansk Naturh. Foren.* 1881: 257–288 [277].
Type data: holotype ZMUC*.
Type locality: St Thomas, West Indies.
- Ascidia diplozoon* Sluiter, C.P. (1887). Einfache Ascidien aus der Bai von Batavia. *Nat. Tijdschr. Ned. Ind.* 46: 242–266 [249].
Type data: holotype ZMA TU224.
Type locality: Bay of Jakarta (as Djakarta), Indonesia.
- Ascidia limosa* Sluiter, C.P. (1887). Einfache Ascidien aus der Bai von Batavia. *Nat. Tijdschr. Ned. Ind.* 46: 242–266 [257].
Type data: lectotype ZMA TU245.
Subsequent designation: Spoel, S. van der (1969). Catalogue of the type specimens of Tunicata in the Zoological Museum in Amsterdam. *Bull. Zool. Mus. Amsterdam* 1(13): 157–200 [162].
Type locality: Bay of Jakarta (as Djakarta), 16–20 m, Indonesia.
- Ascidia divisa* Sluiter, C.P. (1898). Beiträge zur Kenntnis der Fauna von Südafrika II. Tunicaten. *Zool. Jahrb. Syst.* 11: 1–64 [43] [= *Ascidia canaliculata* Heller: Sluiter, 1885: 176].
Type data: type status unknown ZMA (depository uncertain, not found).
Type locality: between Mendano Is. and Billiton, Indonesia.
- Ascidia incerta* Herdman, W.A. (1898). Note on the Tunicata fauna of Australian seas. *Ann. Mag. Nat. Hist.* 7(1): 443–450 [446] [*nom. nud.*].
- Ascidia incerta* Herdman, W.A. (1899). Descriptive catalogue of the Tunicata in the Australian Museum. *Australian Museum, Sydney, Catalogue* 17: 1–139 [11].
Type data: holotype AM U135 (G2088).
Type locality: Port Jackson, NSW.
- Ascidia bisulca* Sluiter, C.P. (1904). Die Tunicaten der Siboga-Expedition. Pt. I, Die sozialen und holosomen Ascidien. *Siboga Exped.* 56A: 1–126 [43].
Type data: holotype ZMA TU267.3.
Type locality: Anchorage off Kilsuin, W coast of Kur Is., 20–45 m, Indonesia.
- Ascidia donnani* Herdman, W.A. (1906). Report on the Tunicata. *Ceylon Pearl Oyster Fisheries Suppl. Rept.* 39: 295–348 [303].
Type data: holotype BMNH*.
Type locality: Novakaddu Paar, Gulf of Manaar, Sri Lanka.
Taxonomic decision for synonymy: Hartmeyer, R. & Michaelsen, W. (1928). Ascidiæ Diktyobranchiæ und Ptychobranchiæ. *Fauna Südwest-Aust.* 5: 251–460 [285]; Kott, P. (1985). The Australian Ascidiacea Pt 1, Phlebobranchia and Stolidobranchia. *Mem. Queensl. Mus.* 23: 1–440 [54].
- Distribution: Japan, South Africa; circumaustralian, QLD, NSW, VIC, SA, TAS, WA, NT, west Pacific Ocean, west Indian Ocean, Atlantic Ocean.
Ecology: benthic, marine, mud bottom, sand bottom, silt bottom.
Reference: Kott, P. (1985). The Australian Ascidiacea Pt 1, Phlebobranchia and Stolidobranchia. *Mem. Queensl. Mus.* 23: 1–440.
- Ascidia thompsoni* Kott, 1952**
- Ascidia thompsoni* Kott, P. (1952). Ascidiens of Australia. 1. Stolidobranchiata and Phlebobranchiata. *Aust. J. Mar. Freshwat. Res.* 3(3): 206–333 [312].
Type data: holotype AM Y1668.
Type locality: Great Taylor Bay, 9 m, TAS.
- Distribution: SA (S Gulfs coast), TAS (Tas. coast).
Ecology: benthic, marine.
Reference: Kott, P. (1985). The Australian Ascidiacea Pt 1, Phlebobranchia and Stolidobranchia. *Mem. Queensl. Mus.* 23: 1–440.
- Ascidiella* Roule, 1883**
- Ascidiella* Roule, L. (1883). Sur la faune des Phallusiadées ascidies des côtes de Provence. *Compt. Rend. Acad. Sci. Paris* 97: 1014–1016 [1015].
Type species: *Ascidia cristata* Risso, 1826 (= *Ascidia aspersa*, Mueller 1776, see Hartmeyer, R. (1915). Ascidiarum nomina conservanda. pp. 247–258 in Apstein, C. Nomina Conservanda. *Sber. Ges. Naturf. Freunde Berl.* 1915b: 247–258) by original designation.
- Extralimital distribution: Palaeartic Region; Mediterranean Sea, northeast Atlantic Ocean. See: Kott, P. (1985). The Australian Ascidiacea Pt 1, Phlebobranchia and Stolidobranchia. *Mem. Queensl. Mus.* 23: 1–440.
- Ascidiella aspersa* (Mueller, 1776)**
- Ascidia aspersa* Mueller, O.F. (1776). pp. 224–226 in, *Zoologiae Danicae*. Copenhagen : Prodrumus. [225].
Type data: type status unknown.
Type locality: Adriatic Sea.
- Ascidia patula* Mueller, O.F. (1776). pp. 224–226 in, *Zoologiae Danicae*. Copenhagen : Prodrumus. [225].
Type data: type status unknown.
Type locality: Christiana Fjord, Norway.
- Ascidia scabra* Mueller, O.F. (1776). pp. 224–226 in, *Zoologiae Danicae*. Copenhagen : Prodrumus. [225].
Type data: type status unknown.
Type locality: Adriatic Sea.
- Ascidia cristata* Risso, A. (1826). *Histoire naturelle des principales productions de l'Europe méridionale*. Vol. 4. Paris & Strasbourg pp. 273–285. [276].
Type data: type status unknown.
Type locality: Adriatic Sea, see Roule, L. (1884). Recherches sur les ascidies simples des côtes de Provence 1. Phallusiadées. *Ann. Mus. Hist. Nat. Marseille* 2(1): 1–270.

- Ascidia pedunculata* Hoffman, F. (1829). Einige Bemerkungen über die Vegetation und die fauna von Helgoland. *Sber. Ges. Naturf. Freunde Berl.* **1**: 228–260 [242].
Type data: type status unknown.
Type locality: Denmark.
- Ascidia opalina* Macgillivray, W. (1843). *A History of the Molluscous Animals of the Counties of Aberdeen, Kincardine and Banff*. London and Aberdeen: Cunnungham and Mortimer pp. 307–314 [312].
Type data: type status unknown.
Type locality: Aberdeen, Scotland.
- Ascidia albida* Alder, J. & Hancock, A. (1848). Tunicata in Catalogue of the Mollusca of Northumberland and Durham. *Transactions of the Tyneside Field Club* **1**: 195–207 [200] [dated 1846-1850].
Type data: type status and whereabouts unknown.
Type locality: Cullercoats, Northumberland, England.
- Ascidia elliptica* Alder, J. & Hancock, A. (1848). Tunicata in Catalogue of the Mollusca of Northumberland and Durham. *Transactions of the Tyneside Field Club* **1**: 195–207 [201] [dated 1846-1850].
Type data: syntypes HMN*.
Type locality: Cullercoats, Northumberland, England.
- Ascidia pellucida* Alder, J. & Hancock, A. (1848). Tunicata in Catalogue of the Mollusca of Northumberland and Durham. *Transactions of the Tyneside Field Club* **1**: 195–207 [202] [dated 1846-1850].
Type data: holotype HMN*.
Type locality: Cullercoats, Northumberland, England.
- Ascidia sordida* Alder, J. & Hancock, A. (1848). Tunicata in Catalogue of the Mollusca of Northumberland and Durham. *Transactions of the Tyneside Field Club* **1**: 195–207 [199] [dated 1846-1850].
Type data: holotype HMN*.
Type locality: Cullercoats, Northumberland, England.
- Ascidia aculeata* Alder, J. (1863). Observations on the British Tunicata with descriptions of several new species. *Ann. Mag. Nat. Hist.* (3)**11**: 153–173 [156].
Type data: syntypes HMN*.
Type locality: Lamlash Bay, Arran, Scotland and Bantry Bay, SW Ireland.
- Ascidia pustulosa* Alder, J. (1863). Observations on the British Tunicata with descriptions of several new species. *Ann. Mag. Nat. Hist.* (3)**11**: 153–173 [154].
Type data: holotype HMN*.
Type locality: Fowey Harbour, Cornwall, England.
- Ascidia affinis* Hancock, A. (1870). On the larval state of *Molgula* with a description of several new species of simple ascidians. *Ann. Mag. Nat. Hist.* (4)**6**: 353–368 [361].
Type data: holotype HMN*, paratype(s) BMNH 88.5.7.261*.
Type locality: Roach River, Essex, England.
- Ascidia normanni* Alder, J. & Hancock, A. in Hancock, A. (1870). On the larval state of *Molgula*; with descriptions of several new species of simple ascidians. *Ann. Mag. Nat. Hist.* (4)**6**: 353–368 [361].
Type data: holotype BMNH 98.5.7.272*.
Type locality: Strangford Lough.
- Ascidia trianularis* Herdman, W.A. (1881). Notes on the British Tunicata with descriptions of new species. *Proc. Linn. Soc. Lond.* **15**: 274–290.
Type data: type status and whereabouts unknown.
Type locality: Firth of Clyde, Scotland.
- Ascidia truncata* Herdman, W.A. (1881). Notes on the British Tunicata with descriptions of new species. *Proc. Linn. Soc. Lond.* **15**: 274–290 [280].
Type data: type status unknown.
Type locality: Firth of Clyde, Scotland.
- Ascidia expansa* Kiaer, J. (1893). Oversight över Norges ascidiae simplices. *Forh. Vidensk. Selsk. Krist.* **9**: 1–105 [26].
Type data: type status and whereabouts unknown.
Type locality: Bergen, Norway.
- Ascidia minuta* Kiaer, J. (1893). Oversight över Norges ascidiae simplices. *Forh. Vidensk. Selsk. Krist.* **9**: 1–105.
Type data: type status and whereabouts unknown.
Type locality: Aure, Norway.
- Taxonomic decision for synonymy: Roule, L. (1884). Recherches sur les ascidies simples des côtes de Provence I. Phallusiadées. *Ann. Mus. Hist. Nat. Marseille* **2**(1): 1–270 [220]; Hartmeyer, R. (1915). Alder and Hancock's Britische Tunicaten. Eine Revision. *Mitt. Zool. Mus. Berl.* **7**: 303–344 [320]; Hartmeyer, R. (1924). Ascidiacea, part II. Zugleich eine Übersicht über die Arktische und boreale Ascidiengfauna auf tiergeographischer Grundlage. *Ingolf-Exped.* **2**(7): 1–275 [81].
- Distribution: Ireland, New Zealand, TAS (Bass Strait, Tas. coast), VIC (Bass Strait), WA (Lower W coast, SW coast); Mediterranean Sea, English Channel, Irish Sea, west coast of Ireland and Scotland.
Ecology: benthic, marine.
Reference: Kott, P. (1985). The Australian Ascidiacea Pt 1, Phlebobranchia and Stolidobranchia. *Mem. Queensl. Mus.* **23**: 1–440.

Phallusia Savigny, 1816

Phallusia Savigny, J.C. (1816). Recherches anatomiques sur les ascidies composées et sur les ascidies simples—Système de la classe des Ascidies pp. 1–239. In *Mémoires sur les Animaux sans Vertèbres*, Pt 2. Paris: G. Dufour. [101].
Type species: *Ascidia mammillata* Cuvier, 1815 by original designation.

Pachychlaena Herdman, W.A. (1880). Preliminary report on the Tunicata of the *Challenger* expedition. Ascidiidae. *Proc. R. Soc. Edinb.* **10**(1): 458–472 [461] [introduced as a subgenus of *Ascidia*].
Type species: *Ascidia (Pachychlaena) oblonga* Herdman, 1880 by original designation.

Phallusiopsis Hartmeyer, R. (1908). Zur Terminologie der Familien und Gattungen der Ascidiiden. *Zool. Annln.* **3**: 1–63 [14].
Type species: *Phallusia nigra* Savigny, 1816 by original designation.

Plurascidia Monniot, F. & Monniot, C. (2000). Ascidiacea: Plurellidae collected in the Pacific Ocean by the cruises MUSORSTOM, KARUBAR and the "Coral Reef Research Foundation". In Crosnier, A. (ed.) Résultats des Campagnes MUSORSTOM, Volume 21. *Mémoires du Muséum National d'Histoire Naturelle, Paris*, **184** pp. 703–721 [714].

Type species: *Plurascidia marquesana* F. & C. Monniot, 2000 by original designation.

Taxonomic decision for synonymy: Hartmeyer, R. (1909). Ascidien (continuation of work by Seeliger). pp. 1281–1488 in Bronn, H.G. *Klassen und Ordnungen des Tier-Reichs*. Leipzig: C.F. Winter Vol. 3, suppl. pts 81–87 [1403]; Kott, P. (2003). New syntheses and new species in the Australian Ascidiacea. *J. Nat. Hist.* **37**: 1611–1653 [1631] (*Plurascidia*).

Extralimital distribution: Afrotropical Region; Mediterranean Sea, northeast Atlantic Ocean, Indo-west Pacific Ocean. See: Hartmeyer, R. (1924). Ascidiacea, part II. Zugleich eine Übersicht über die Arktische und boreale Ascidienfauna auf tier-geographischer Grundlage. *Ingolf-Exped.* **2**(7): 1–275; Kott, P. (1985). The Australian Ascidiacea Pt 1, Phlebobranchia and Stolidobranchia. *Mem. Queensl. Mus.* **23**: 1–440.

Phallusia arabica Savigny, 1816

Phallusia arabica Savigny, J.C. (1816). Recherches anatomiques sur les ascidies composées et sur les ascidies simples—Système de la classe des Ascidies pp. 1–239. In *Mémoires sur les Animaux sans Vertèbres*, Pt 2. Paris: G. Dufour. [164].

Type data: type status unknown MNHP (depository uncertain, not found).

Type locality: Gulf of Suez.

Phallusia philippinensis Millar, R.H. (1975). Ascidians from the Indo-West Pacific region in the Zoological Museum, Copenhagen (Tunicata, Ascidiacea). *Steenstrupia* **3**(20): 205–336 [273].

Type data: holotype ZMUC*.

Type locality: Banda Is., Waling Cesar, 25 m, Indonesia.

Taxonomic decision for synonymy: Kott, P. (1985). The Australian Ascidiacea Pt 1, Phlebobranchia and Stolidobranchia. *Mem. Queensl. Mus.* **23**: 1–440 [63] (excepting *Phallusia julinea* Sluiter, 1915 (*sic*) and its synonyms, included erroneously on p. 61).

Distribution: Sri Lanka, Philippines, NT (N coast), QLD (Great Barrier Reef, NE coast); Gulf of Suez, Red Sea. Ecology: benthic, marine.

Phallusia barbarica Kott, 1985

Phallusia barbarica Kott, P. (1985). The Australian Ascidiacea Pt 1, Phlebobranchia and Stolidobranchia. *Mem. Queensl. Mus.* **23**: 1–440 [63].

Type data: holotype QM GH3086, paratype(s) QM GH2488. Type locality: Cleveland Point, Moreton Bay, QLD.

Distribution: QLD (Central E coast). Ecology: benthic, marine.

Phallusia julinea Sluiter, 1919

Phallusia julinea Sluiter, C.P. (1919). Ueber einige alte neue Ascidien aus dem Zoologischen Museum von Amsterdam. *Bijdr. Dierk.* **21**: 1–12 [7] [figures published separately, see Sluiter, C.P. (1919). Ueber einige alte neue Ascidien aus dem Zoologischen Museum von Amsterdam. *Bijdr. Dierk.* **21**: 1–12 (figs 1–20)].

Type data: holotype ZMA TU742.

Type locality: Java Sea, Nassi Besar Is., 20 m, Indonesia.

Distribution: Indonesia, Palau, New Caledonia, Malagasy, NT (N coast), QLD (Central E coast, NE coast), WA (N coast, NW coast).

Ecology: benthic, marine; mostly to 30 m, wedged amongst coral rubble.

Reference: Kott, P. (1985). The Australian Ascidiacea Pt 1, Phlebobranchia and Stolidobranchia. *Mem. Queensl. Mus.* **23**: 1–440.

Phallusia millari Kott, 1985

Phallusia millari Kott, P. (1985). The Australian Ascidiacea Pt 1, Phlebobranchia and Stolidobranchia. *Mem. Queensl. Mus.* **23**: 1–440 [66].

Type data: holotype QM GH699, paratype(s) QM GH700.

Type locality: Abbot Bay, Euri Creek, 16 m, QLD.

Distribution: Singapore, Philippines, NT (Gulf of Carpentaria, N coast), QLD (NE coast), WA (Central W coast, Lower W coast, N coast, NW coast).

Ecology: benthic, marine; sandy mud bottom.

Phallusia obesa (Herdman, 1880)

Ascidia (Pachychlaena) obesa Herdman, W.A. (1880). Preliminary report on the Tunicata of the *Challenger* expedition. Ascidiidae. *Proc. R. Soc. Edinb.* **10**(1): 458–472 [462].

Type data: type status unknown BMNH (depository uncertain, not found).

Type locality: East Moncoeur Is., Bass Strait, 80 m, VIC.

Ascidia (Pachychlaena) oblonga Herdman, W.A. (1880). Preliminary report on the Tunicata of the *Challenger* expedition. Ascidiidae. *Proc. R. Soc. Edinb.* **10**(1): 458–472 [461].

Type data: type status unknown BMNH (depository uncertain, not found).

Type locality: East Moncoeur Is., Bass Strait, 80 m, VIC.

Ascidia phallusioides Herdman, W.A. (1898). Note on the Tunicata fauna of Australian seas. *Ann. Mag. Nat. Hist.* **7**(1): 443–450 [446] [*nom. nud.*].

Ascidia phallusioides Herdman, W.A. (1899). Descriptive catalogue of the Tunicata in the Australian Museum. *Australian Museum, Sydney, Catalogue* **17**: 1–139 [12].

Type data: syntypes AM U136 (G2089), AM U252, AM U235, AM U259 (G2090).

Type locality: Port Jackson, 12–16 m, NSW.

Taxonomic decision for synonymy: Hartmeyer, R. & Michaelsen, W. (1928). Ascidae Diktyobranchiae und Ptychobranchiae. *Fauna Südwest-Aust.* **5**: 251–460 [308].

Distribution: NSW (Central E coast, Lower E coast), QLD (Central E coast, NE coast), SA (S Gulfs coast), VIC (Bass Strait), WA (Central W coast, Lower W coast, NW coast, SW coast).

Ecology: benthic, marine, sand bottom; harbour piles. Reference: Kott, P. (1985). The Australian Ascidiacea Pt 1, Phlebobranchia and Stolidobranchia. *Mem. Queensl. Mus.* **23**: 1–440.

ASCIDIIDAE

Phallusia polytrema (Herdman, 1906)

Ascidia polytrema Herdman, W.A. (1906). Report on the Tunicata. *Ceylon Pearl Oyster Fisheries Suppl. Rept.* **39**: 295–348 [306].

Type data: holotype BMNH 1907.8.30.6.

Type locality: south ends of Cheval and Periya Paars, Sri Lanka.

Ascidia pandora Kott, P. (1985). The Australian Ascidiacea Pt 1, Phlebobranchia and Stolidobranchia. *Mem. Queensl. Mus.* **23**: 1–440 [48].

Type data: holotype QM GH2045.

Type locality: Wistari Reef, 3 m, Capricorn Group, Great Barrier Reef, QLD.

Plurascidia marquesana Monniot, F. & Monniot, C. (2000). Ascidiacea: Plurellidae collected in the Pacific Ocean by the cruises MUSORSTOM, KARUBAR and the "Coral Reef Research Foundation". In Crosnier, A. (ed.) *Résultats des*

Campagnes MUSORSTOM, Volume 21. *Mémoires du Muséum National d'Histoire Naturelle, Paris*, **184** pp. 703–721 [714].

Type data: holotype MNHP P7 Plu 2.

Type locality: Marquesas IIs, (Hiva Oa), 85–87 m [9°44.5'S 138°49.9'W].

Taxonomic decision for synonymy: Kott, P. (1998). Tunicata. pp. 51–259 in Wells, A. & Houston, W.W.K. (eds) *Zoological Catalogue of Australia*. Hemichordata, Tunicata, Cephalochordata. Melbourne : CSIRO Publishing, Australia Vol. 34 298 pp. [149]; Kott, P. (2003). New syntheses and new species in the Australian Ascidiacea. *J. Nat. Hist.* **37**: 1611–1653 [1631].

Distribution: Sri Lanka, French Polynesia, QLD (Great Barrier Reef); Indian Ocean, Gulf of Manaar.

Ecology: benthic, marine.

CORELLIDAE

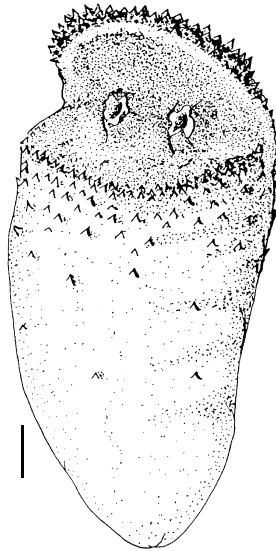


Fig. 16. *Rhodosoma turcicum* (Savigny, 1816).
(Scale bar = 5.0 mm). [from Kott 1985]

The family Corellidae Herdman, 1882, in common with most phlebobranchs, contains robust ascidians with a firm gelatinous test and a large flat branchial sac. It is distinguished by the position of the gut loop and gonads in the parietal body wall to the right (rather than to the left) of the pharynx. The family is represented by two subfamilies, Corellinae Herdman, 1882 (with coiled stigmata), and Rhodosomatinae Seeliger, 1893 (with straight stigmata).

Among Corellinae, *Corella eumyota* Traustedt, 1882 is the only species presently known from Australia. It is recorded from both temperate and tropical waters. However, appreciable populations have not been detected in shallow littoral waters, although it has been found in large numbers on the sea floor around New Zealand (Kott 1969).

The only species in the subfamily Rhodosomatinae recorded from Australia, *Rhodosoma turcicum* (Savigny, 1816), is widely distributed in temperate and tropical waters of the Atlantic, Pacific and Indian Oceans and the Mediterranean Sea. Though

taken from a vast latitudinal range, it has been recorded in crowded populations only in deeper (175–155 m) waters off north-eastern Tasmania. The species is readily identified by the fold that projects into the body almost completely isolating an anterior flap or lid which closes down over the apertures, the body muscles being modified to operate the lid.

References

- Herdman, W.A. (1880). Preliminary report on the Tunicata of the *Challenger* expedition. Ascidiidae. *Proc. R. Soc. Edinb.* **10**(1): 458–472
- Herdman, W.A. (1882). Report on the Tunicata collected during the voyage of H.M.S. *Challenger* during the years 1873–1876. Pt I, Ascidiæ simplices. *Zool. Chall. Exped.* **6**(17): 1–296
- Kott, P. (1969). Antarctic Ascidiacea. A monographic account of the known species based on specimens collected under U.S. Government auspices 1947 to 1963. *Antarct. Res. Ser.* **13**: i–xv 1–239
- Kott, P. (1985). The Australian Ascidiacea Pt 1, Phlebobranchia and Stolidobranchia. *Mem. Queensl. Mus.* **23**: 1–440
- Savigny, J.C. (1816). Recherches anatomiques sur les ascidies composées et sur les ascidies simples—Système de la classe des Ascidies pp. 1–239. In *Mémoires sur les Animaux sans Vertèbres*, Pt 2. Paris : G. Dufour.

Seeliger, O. (1893). Appendicularien und Ascidien, Tunicata. Manteltiere. pp. 1–48 in Bronn, H.G. *Klassen und Ordnungen des Tier-Reichs*. Leipzig : C.F. Winter Vol. 3 Suppl. 1

Traustedt, M.P.A. (1882). Vestindiske Ascidiæ Simplicæ, Forste Afdeling. Phallusiadae. *Vidensk. Meddr. Dansk Naturh. Foren.* **1881**: 257–288

Corella Alder, 1870

Corella Alder, J. & Hancock, A. in Hancock, A. (1870). On the larval state of *Molgula*; with descriptions of several new species of simple ascidians. *Ann. Mag. Nat. Hist.* (4)6: 353–368 [362].

Type species: *Ascidia parallelogramma* Mueller, 1776 by subsequent designation, see Hartmeyer, R. (1924). Ascidiacea, part II. Zugleich eine Übersicht über die Arktische und boreale Ascidiënfauna auf tiergeographischer Grundlage. *Ingolf-Exped.* **2**(7): 1–275.

Extralimital distribution: Antarctic Region, Palaearctic Region; northeast Pacific Ocean, tropical west Pacific Ocean, northeast Atlantic Ocean, tropical west Atlantic Ocean, Mediterranean Sea. See: Kott, P. (1985). The Australian Ascidiacea Pt 1, Phlebobranchia and Stolidobranchia. *Mem. Queensl. Mus.* **23**: 1–440.

Corella eumyota Traustedt, 1882

Corella eumyota Traustedt, M.P.A. (1882). Vestindiske Ascidiæ Simplicæ, Forste Afdeling. Phallusiadae. *Vidensk. Meddr. Dansk Naturh. Foren.* **1881**: 257–288 [271].

Type data: holotype ZMUC*.

Type locality: Valparaiso, Chile, Pacific Ocean.

Corella novaræ Drasche, R. von (1884). Ueber einige neue und weniger gekannte aussereuropäische einfache Ascidien. *Denkschr. Akad. Wiss. Wien* **48**: 369–387 [382].

Type data: type status unknown.

Type locality: St Paul Is., Indian Ocean.

Corella antarctica Sluiter, C.P. (1905). Note préliminaire sur les ascidiens holosomates de l'Expédition Antarctique Française commandée par le Dr. Charcot. *Bull. Mus. Natl. Hist. Nat. Paris* **11**: 470–475 [471].

Type data: syntypes MNHP P4 COR.A 23–24*.

Type locality: Wandel Is., Antarctica.

Corella valentinae Kesteven, H.L. (1909). Studies on Tunicata no. 1. *Proc. Linn. Soc. N.S.W.* **34**: 276–295 [286].

Type data: syntypes AM U565, U566.

Type locality: Hobart Harbour, 9 m, TAS.

Corella benedeni Beneden, E. van & Sélys-Longchamps, M. (1913). Tuniciers. Caducichordata (Ascidiacés et Thaliacés). *Résult. Voyage S.Y. Belgica Zoologie* **5**(2): 1–122 [9].

Type data: type status and whereabouts unknown.

Type locality: Nasse Is., 436 m, Grahmland [71°15'S 87°44'W], see Årnäck-Christie-Linde, A. (1938). Ascidiacea. *Further zool. Results Swed. Antarct. Exped. 1901–1* **3**(4): 1–54.

Corella dohrni Beneden, E. van & Sélys-Longchamps, M. (1913). Tuniciers. Caducichordata (Ascidiacés et Thaliacés). *Résult. Voyage S.Y. Belgica Zoologie* **5**(2): 1–122 [15].

Type data: type status and whereabouts unknown.

Type locality: 580 m, Grahmland [70°00'S 80°48'E], see Årnäck-Christie-Linde, A. (1938). Ascidiacea. *Further zool. Results Swed. Antarct. Exped. 1901–1* **3**(4): 1–54.

Taxonomic decision for synonymy: Van Name, W.G. (1945). The North and South American ascidians. *Bull. Am. Mus. Nat. Hist.* **84**: 1–476 [212].

Distribution: Chile, Argentina, New Zealand, South Africa, SA (S Gulfs coast), TAS (Bass Strait, Tas. coast), VIC (Bass Strait), WA (Lower W coast); Magellanic region and Antarctic Peninsula.

Ecology: benthic, marine; sometimes in crowded populations on sea floor, also on rocks and harbour fittings.

References: Kott, P. (1969). Antarctic Ascidiacea. A monographic account of the known species based on specimens collected under U.S. Government auspices 1947 to 1963. *Antarct. Res. Ser.* **13**: i–xv 1–239; Kott, P. (1985). The Australian Ascidiacea Pt 1, Phlebobranchia and Stolidobranchia. *Mem. Queensl. Mus.* **23**: 1–440.

Rhosoma Ehrenberg, 1828

Rhosoma Ehrenberg, C.G. (1828). Zoologica Vol. 1, Praefatio. fol. 3. In, *Symbolae Physicae* seu Icones et descriptiones corporum naturalium novorum aut minus cognitorum, quae ex itineribus per Libyam, Aegyptum, Nubium, Dongalam, Syriam, Arabiam, et Hemprich st Christiani Godofredi Ehrenberg ... studio annis MDCCCXX-MDCCCXXV redierunt. Vol. 3. Berolini : Officina Academica. [3].

Type species: *Phallusia turcica* Savigny, 1816 by monotypy.

Schizascus Stimpson, W. (1855). Description of some new marine invertebrata from the Chinese and Japanese Seas. *Proc. Acad. Nat. Sci. Phila.* **7**: 377–378 [377].

Type species: *Schizascus pellucidus* Stimpson, 1855 by original designation.

Peroïdes Macdonald, J.D. (1864). On the representative relationships of the fixed and free Tunicata, regarded as two subclasses of equivalent value; with some general remarks on their morphology. *Trans. R. Soc. Edinburgh* **23**(2): 171–183 [179].

Type species: *Pera huxleyi* Macdonald, 1862 by monotypy.

Chevreulius Lacaze-Duthiers, F.J.H. (1865). Sur un genre nouveau d'ascidien, le *Chevreulius callensis* Lac.-Duth. *Ann. Sci. Nat. Zool.* (5) **4**: 293–316 [293].

Type species: *Chevreulius callensis* Lacaze-Duthiers, 1865 by monotypy.

Corellascidia Hartmeyer, R. (1900). Nachtrag zu Monascidien von Ternate. *Abh. Senckenb. Naturforsch. Ges.* **25**(1): 235–242 [235].

Type species: *Corellascidia herdmani* Hartmeyer, 1900 by monotypy.

- Taxonomic decision for synonymy: Hartmeyer, R. (1901). Zur Kenntnis des genus *Rhodosoma*. *Arch. Naturg. Suppl.* **67**: 151–168 [158]; Hartmeyer, R. & Michaelsen, W. (1928). Ascidae Diktyobranchiae und Ptychobranchiae. *Fauna Südwest-Aust.* **5**: 251–460 [313]; Kott, P. (1998). Tunicata. pp. 51–259 in Wells, A. & Houston, W.W.K. (eds) *Zoological Catalogue of Australia*. Hemichordata, Tunicata, Cephalochordata. Melbourne : CSIRO Publishing, Australia Vol. 34 298 pp. [156] (for *Peroides*).
- Extralimital distribution: Palaearctic Region; pan-tropical, temperate west Pacific Ocean, temperate east Pacific Ocean, Mediterranean Sea. See: Hartmeyer, R. & Michaelsen, W. (1928). Ascidae Diktyobranchiae und Ptychobranchiae. *Fauna Südwest-Aust.* **5**: 251–460; Van Name, W.G. (1945). The North and South American ascidians. *Bull. Am. Mus. Nat. Hist.* **84**: 1–476; Kott, P. (1985). The Australian Ascidiacea Pt 1, Phlebobranchia and Stolidobranchia. *Mem. Queensl. Mus.* **23**: 1–440.
- Rhodosoma turcicum*** (Savigny, 1816)
- Phallusia turcica*** Savigny, J.C. (1816). Recherches anatomiques sur les ascidies composées et sur les ascidies simples—Système de la classe des Ascidies pp. 1–239. In *Mémoires sur les Animaux sans Vertèbres*, Pt 2. Paris : G. Dufour. [102].
Type data: type status unknown MNHP (depository uncertain, not found).
Type locality: Red Sea.
- Rhodosoma verecundum*** Ehrenberg, C.G. (1828). Zoologica Vol. 1, Praefatio. fol. 3. In, *Symbolae Physicae* seu Icones et descriptiones corporum naturalium novorum aut minus cognitorum, quae ex itineribus per Libyam, Aegyptum, Nubium, Dongalam, Syriam, Arabiam, et Hemprich st Christiani Godofredi Ehrenberg ... studio annis MDCCCXX-MDCCCXXV redierunt. Vol. 3. Berolini : Officina Academica. [3].
Type data: syntypes (probable) ZMB 129, 130*.
Type locality: Red Sea.
- Schizascus papillosus*** Stimpson, W. (1855). Description of some new marine invertebrata from the Chinese and Japanese Seas. *Proc. Acad. Nat. Sci. Phila.* **7**: 377–378 [377].
Type data: type status and whereabouts unknown.
Type locality: between Gulzlaff Is. and Hsia-men, 86 m, China coast.
- Schizascus pellucidus*** Stimpson, W. (1855). Description of some new marine invertebrata from the Chinese and Japanese Seas. *Proc. Acad. Nat. Sci. Phila.* **7**: 377–378 [377].
Type data: type status and whereabouts unknown.
Type locality: China coast.
- Pera huxleyi*** Macdonald, J.D. (1862). On a new Tunicata occurring on one of the Bellona Reefs. *Proc. Linn. Soc. Lond.* **6**: 78–81 [78].
Type data: type status unknown.
Type locality: Bellona Reefs, New Caledonia [21°51'S 159°29'E].
- Chevreulius callensis*** Lacaze-Duthiers, F.J.H. (1865). Sur un genre nouveau d'ascidien, le *Chevreulius callensis* Lac.-Duth. *Ann. Sci. Nat. Zool.* (5)**4**: 293–316 [293].
Type data: syntypes MNHP P4 RHO3*.
Type locality: La Calle, Mediterranean Sea.
- Rhodosoma seminudum*** Heller, C. (1878). Beiträge zur nähern Kenntnis der Tunicaten. *Sber. Akad. Wiss. Wien* **77**(1): 83–109 [89].
Type data: type status unknown NHMW (depository uncertain, not found).
Type locality: Jamaica, West Indies.
- Rhodosoma pyxis*** Traustedt, M.P.A. (1882). Vestindiske Ascidae Simplicis, Forste Afdeling. Phallusiadae. *Vidensk. Meddr. Dansk Naturh. Foren.* **1881**: 257–288 [274].
Type data: holotype ZMUC*.
Type locality: Chile.
- Corellascidia herdmani*** Hartmeyer, R. (1900). Nachtrag zu Monascidien von Ternate. *Abh. Senckenb. Naturforsch. Ges.* **25**(1): 235–242 [236].
Type data: holotype SMF* (depository uncertain).
Type locality: littoral, Ternate, Indonesia.
- Rhodosoma ceylonicum*** Herdman, W.A. (1906). Report on the Tunicata. *Ceylon Pearl Oyster Fisheries Suppl. Rept.* **39**: 295–348 [302].
Type data: holotype BMNH 1907.8.30.4.
Type locality: Palk Bay, Sri Lanka.
- Taxonomic decision for synonymy: Hartmeyer, R. & Michaelsen, W. (1928). Ascidae Diktyobranchiae und Ptychobranchiae. *Fauna Südwest-Aust.* **5**: 251–460 [313].
- Distribution: Philippines, Indonesia, China (People's Republic), Chile, Japan, California, NSW (Central E coast, Lower E coast), NT (N coast), QLD (Central E coast, NE coast), SA (Great Australian Bight, S Gulfs coast), WA (Lower W coast, N coast, NW coast); Coral Sea, Indian Ocean, Red Sea, Mediterranean, Atlantic Ocean.
- Ecology: benthic, marine; generally in shallow water, but taken in large numbers off NE Tasmania at 174–155 m.
- References: Hartmeyer, R. (1901). Zur Kenntnis des genus *Rhodosoma*. *Arch. Naturg. Suppl.* **67**: 151–168; Kott, P. (1954). Tunicata, Ascidiaceae. *Rep. B.A.N.Z. Antarct. Res. Exped.* **1**(4): 121–182; Kott, P. (1985). The Australian Ascidiacea Pt 1, Phlebobranchia and Stolidobranchia. *Mem. Queensl. Mus.* **23**: 1–440.

PEROPHORIDAE

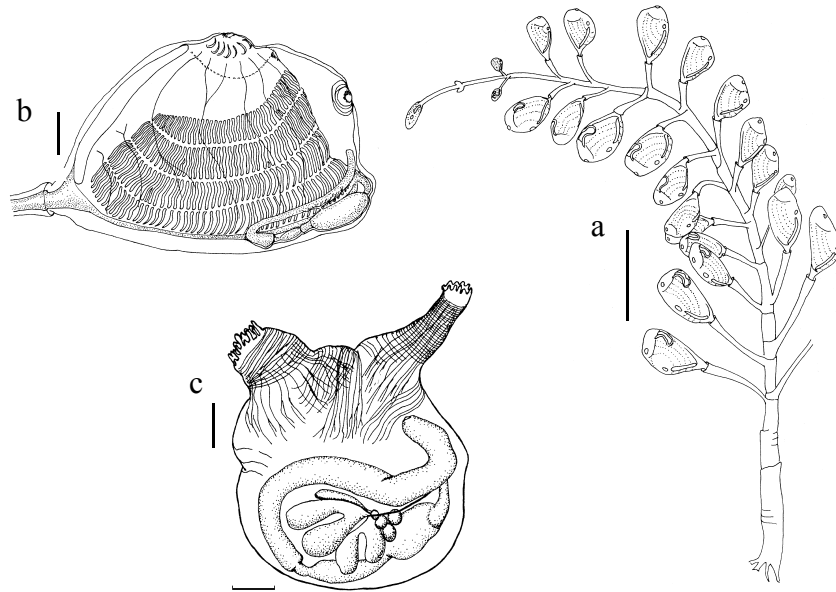


Fig. 17. a, b, *Perophora namei* Hartmeyer & Michaelsen, 1928, colony and contracted zooid removed from test; c, *Perophora multistigmata* Kott, 1952, zooid test. (Scale bars: a = 5.0 mm; b = 0.5 mm; c = 0.2 mm). [from Kott 1985]

Species of the family Perophoridae Giard, 1872 are colonies in which small zooids develop from the mesodermal tissue in the vessels of the thin axial or basal stolons which connect them to one another. The gut loop is to the left of the flat branchial sac, and internal longitudinal vessels and from four to 25 rows of stigmata are in the branchial sac. The apertures have up to 14 lobes around each rim. Gonads are in the gut loop. The ovary is small and sac-like. The testis is undivided or lobed or divided into up to ten long club-shaped follicles (*Perophora* Wiegmann, 1835); or it is a mass of small pyriform or branched follicles (*Ecteinascidia* Herdman, 1880). The genus *Perophora* has been revised by Goodbody (1994).

Embryos are incubated in a brood pouch in the parietal body wall. They are large with ocellus and otolith and antero-median adhesive organs with axillary cones in ectodermal cups like aplousobranch ascidians. The aplousobranch-like viviparous larvae of Perophoridae and the role of the mesodermal tissue in the replicative process has led Berrill (1950) to postulate a clavelinid rather than phlebobranch affinity for the family. The proposal is supported by the fact that an epicardium has not been detected. However, nor have traces of phlebobranch nephrocytes or excretory vesicles been found around the gut or elsewhere in the body wall. Nevertheless, the gut loop in the parietal body wall, the gonads enclosed in the gut loop and the form of the pharynx are all significant phlebobranch characters and arguments for a phlebobranch affinity appear to be the most compelling. The aplousobranch-like appearance of the larval trunk probably is the result of convergence associated with viviparity, for the

sessile adhesive organs are only superficially similar to the stalked ones of aplousobranch species. A viviparous habit occurs in most colonial ascidians, and appears to be adaptive rather than indicative of a phylogenetic relationship.

The family is well represented in Australian waters by eight species of the exclusively tropical genus *Ecteinascidia* and six species of *Perophora*, a genus known from both tropical and temperate waters. *Perophora hutchisoni* is one of the few known trans-Tasman species. Kott (1985, 2003) has documented the Australian members of the family and reviewed its affinities.

References

- Berrill, N.J. (1950). The Tunicata. *Ray Soc. Publs* **133**: 1–354
- Giard, A.M. (1872). Recherches sur les ascidies composées ou synascidies. *Arch. Zool. Exp. Gén.* **1**: 613–662
- Goodbody, I. (1994). The tropical western Atlantic Perophoridae (Asciacea): 1. The genus *Perophora*. *Bull. Mar. Sci* **55**(1): 176–192
- Herdman, W.A. (1880). Preliminary report on the Tunicata of the *Challenger* expedition. Part 2. Ascidiidae. *Proc. R. Soc. Edinb.* **10**: 714–726
- Kott, P. (1985). The Australian Ascidiacea Pt 1, Phlebobranchia and Stolidobranchia. *Mem. Queensl. Mus.* **23**: 1–440
- Kott, P. (2003). New syntheses and new species in the Australian Ascidiacea. *J. Nat. Hist.* **37**: 1611–1653
- Wiegmann, A.F.A. (1835). Tunicata. *Arch Naturg.* **1**(1): 309

Ecteinascidia Herdman, 1880

Ecteinascidia Herdman, W.A. (1880). Preliminary report on the Tunicata of the *Challenger* expedition. Part 2. Ascidiidae. *Proc. R. Soc. Edinb.* **10**: 714–726 [722].

Type species: *Ecteinascidia turbinata* Herdman, 1880 by subsequent designation, see Beneden, E. van (1887). Les genres *Ecteinascidia* Herd., *Rhopalaea* Phil. et *Sluiteria* n.g. Note pour servir à la classification des Tuniciers. *Bull. Acad. R. Belg. Cl. Sci.* (3)**14**(7): 19–44.

Sluiteria Beneden, E. van (1887). Les genres *Ecteinascidia* Herd., *Rhopalaea* Phil. et *Sluiteria* n.g. Note pour servir à la classification des Tuniciers. *Bull. Acad. R. Belg. Cl. Sci.* (3)**14**(7): 19–44 [33].

Type species: *Ecteinascidia rubricollis* Sluiter, 1885 by monotypy.

Perophoropsis Lahille, F. (1890). *Recherches sur les tuniciers des côtes de France*. Toulouse: Lagarde et Sebille 330 pp. [286].

Type species: *Perophoropsis herdmani* Lahille, 1890 by monotypy.

Taxonomic decision for synonymy: Berrill, N.J. (1950). The Tunicata. *Ray Soc. Publs* **133**: 1–354 [141].

Extralimital distribution: tropical Indo-west Pacific Ocean, tropical Atlantic Ocean, Mediterranean Sea. See: Van Name, W.G. (1945). The North and South American ascidians. *Bull. Am. Mus. Nat. Hist.*

84: 1–476; Berrill, N.J. (1950). The Tunicata. *Ray Soc. Publs* **133**: 1–354; Kott, P. (1985). The Australian Ascidiacea Pt 1, Phlebobranchia and Stolidobranchia. *Mem. Queensl. Mus.* **23**: 1–440.

Ecteinascidia diaphanis Sluiter, 1885

Ecteinascidia diaphanis Sluiter, C.P. (1885). Ueber einige einfachen Ascidien von der Insel Billiton. *Nat. Tijdschr. Ned. Ind.* **45**: 160–232 [168].

Type data: holotype ZMA TU524.

Type locality: between Mendanau and Billiton, 12 m, Indonesia, see Spoel, S. van der (1969). Catalogue of the type specimens of Tunicata in the Zoological Museum in Amsterdam. *Bull. Zool. Mus. Amsterdam* **1**(13): 157–200.

Ecteinascidia hataii Tokioka, T. (1950). Ascidians from the Palao Is. I. *Publ. Seto Mar. Biol. Lab. Kyoto Univ.* **1**(3): 115–150 [127] [publication date established from Tokioka, T. (1967). Pacific Tunicata of the United States National Museum. *Bull. U.S. Natl Mus.* **251**: 1–242].

Type data: type status unknown SMBL (depository uncertain, not found).

Type locality: Palau Is., W Pacific Ocean.

Ecteinascidia koumaci Monniot, C. (1987). Ascidies de Nouvelle-Calédonie I. Phlebobranches du Lagon. *Bull. Mus. Natl. Hist. Nat. Paris* (4)**9A**(1): 3–31 [28].

Type data: holotype MNHP P2 ECT 41*, paratype(s) MNHP P2 ECT 42*.

Type locality: Passe de Koumac, lagoon, New Caledonia.

- Ecteinascidia ndouae*** Monniot, C. (1991). Ascidies de Nouvelle-Calédonie VIII. Phlébobranches (suite). *Bull. Mus. Natl. Hist. Nat. Paris* (4)12A(3–4): 491–515 [505].
Type data: holotype MNHP P2 ECT 49*.
Type locality: Cape N'Dona, south of la Grande Terre, New Caledonia.
- Taxonomic decision for synonymy: Kott, P. (1985). The Australian Ascidiacea Pt 1, Phlebobranchia and Stolidobranchia. *Mem. Queensl. Mus.* 23: 1–440 [90]; Kott, P. (1992). The Australian Ascidiacea, supplement 2. *Mem. Queensl. Mus.* 32(2): 621–655 [635].
- Distribution: Palau, New Caledonia, NSW (Central E coast), NT (N coast), QLD (Central E coast, Great Barrier Reef); west Pacific Ocean.
Ecology: benthic, marine; under-surface of boulders, under ledges.
- Ecteinascidia flora*** Kott, 1952
- Ecteinascidia flora*** Kott, P. (1952). Ascidians of Australia. 1. Stolidobranchiata and Phlebobranchiata. *Aust. J. Mar. Freshwat. Res.* 3(3): 206–333 [316].
Type data: syntypes AM U3903, U3970.
Type locality: 28°03'S 113°E, 35 m, WA.
- Distribution: WA (Lower W coast); known only from type locality.
Ecology: benthic, marine.
Reference: Kott, P. (1985). The Australian Ascidiacea Pt 1, Phlebobranchia and Stolidobranchia. *Mem. Queensl. Mus.* 23: 1–440.
- Ecteinascidia imperfecta*** Tokioka, 1950
- Ecteinascidia imperfecta*** Tokioka, T. (1950). Ascidians from the Palau Is. I. *Publ. Seto Mar. Biol. Lab. Kyoto Univ.* 1(3): 115–150 [129] [publication date established from Tokioka, T. (1967). Pacific Tunicata of the United States National Museum. *Bull. U.S. Natl. Mus.* 251: 1–242].
Type data: type status unknown SMBL (depository uncertain, not found).
Type locality: Palau Is., W Pacific Ocean.
- Ecteinascidia remanea*** Monniot, F. & Monniot, C. (2001). Ascidians from the tropical western Pacific. *Zoosystema* 23(2): 201–383 [302].
Type data: holotype MNHP P2 ECT 83.
Type locality: Shrimp Lake, marine lake on E side Ngeruktabel Island, Ngeremdiu, mangrove roots/carbonate rock, 1 m, Palau Is. [7°15.27'N 134°26.68'E].
- Taxonomic decision for synonymy: Kott, P. (2003). New syntheses and new species in the Australian Ascidiacea. *J. Nat. Hist.* 37: 1611–1653 [1636].
- Distribution: Palau, QLD (Great Barrier Reef); Korrör.
Ecology: benthic, marine.
Reference: Kott, P. (1985). The Australian Ascidiacea Pt 1, Phlebobranchia and Stolidobranchia. *Mem. Queensl. Mus.* 23: 1–440 [92].
- Ecteinascidia maxima*** Kott, 1985
- Ecteinascidia maxima*** Kott, P. (1985). The Australian Ascidiacea Pt 1, Phlebobranchia and Stolidobranchia. *Mem. Queensl. Mus.* 23: 1–440 [93].
Type data: holotype QM GH50.
Type locality: reef, Sugarloaf, Lord Howe Is., 17 m.
- Distribution: Lord Howe Island, NSW (SE oceanic); known only from type locality.
Ecology: benthic, marine; reef.
- Ecteinascidia nexa*** Sluiter, 1904
- Ecteinascidia nexa*** Sluiter, C.P. (1904). Die Tunicaten der Siboga-Expedition. Pt. I, Die socialen und holosomen Ascidien. *Siboga Exped.* 56A: 1–126 [11].
Type data: syntypes ZMA TU558.5.
Type locality: reef, Karkaralong Group, Indonesia.
- Ecteinascidia hornelli*** Herdman, W.A. (1906). Report on the Tunicata. *Ceylon Pearl Oyster Fisheries Suppl. Rept.* 39: 295–348 [298].
Type data: type status unknown BMNH (depository uncertain, not found).
Type locality: Navakaddu Paar, south part of Gulf of Manaar, 16 m, India.
- Ecteinascidia tokaraensis*** Tokioka, T. (1954). Contributions to Japanese ascidian fauna VII. Invertebrate fauna of the intertidal zone of the Tokara Islands. VII Ascidians. *Publ. Seto Mar. Biol. Lab. Kyoto Univ.* 3(3): 239–264 [255].
Type data: holotype SMBL 138*.
Type locality: Takarazima, Tokara Is., Japan.
- Ecteinascidia aequale*** Monniot, C. (1987). Ascidies de Nouvelle-Calédonie I. Phlébobranches du Lagon. *Bull. Mus. Natl. Hist. Nat. Paris* (4)9A(1): 3–31 [25].
Type data: holotype MNHP P2 ECT.43*.
Type locality: lagoon, New Caledonia.
- Taxonomic decision for synonymy: Kott, P. (1985). The Australian Ascidiacea Pt 1, Phlebobranchia and Stolidobranchia. *Mem. Queensl. Mus.* 23: 1–440 [94]; Kott, P. (1992). The Australian Ascidiacea, supplement 2. *Mem. Queensl. Mus.* 32(2): 621–655 [635].
- Distribution: Sri Lanka, Philippines, Indonesia, Solomon Islands, New Caledonia, Fiji, Lord Howe Island, QLD (Great Barrier Reef, NE coast, SE oceanic); west Pacific Ocean and Indian Ocean, Tokara Is.
Ecology: benthic, marine; common under rubble at low tide.
- Ecteinascidia rubricollis*** Sluiter, 1885
- Ecteinascidia rubricollis*** Sluiter, C.P. (1885). Ueber einige einfachen Ascidien von der Insel Billiton. *Nat. Tijdschr. Ned. Ind.* 45: 160–232 [163].
Type data: holotype ZMA TU978.
Type locality: Billiton, 12 m, Indonesia, see Spoel, S. van der (1969). Catalogue of the type specimens of Tunicata in the Zoological Museum in Amsterdam. *Bull. Zool. Mus. Amsterdam* 1(13): 157–200.
- Ecteinascidia koumaci*** Monniot, C. (1987). Ascidies de Nouvelle-Calédonie I. Phlébobranches du Lagon. *Bull. Mus. Natl. Hist. Nat. Paris* (4)9A(1): 3–31 [28].

PEROPHORIDAE

Type data: holotype MNHP P2 ECT 41*, paratype(s) MNHP P2 ECT 42*.

Type locality: Passe de Koumac, lagoon, New Caledonia.

Taxonomic decision for synonymy: Kott, P. (2003). New syntheses and new species in the Australian Ascidiacea. *J. Nat. Hist.* **37**: 1611–1653 [1637].

Distribution: Indonesia, New Caledonia, Mozambique, QLD (Great Barrier Reef, NE coast).

Ecology: benthic, marine.

Ecteinascidia sluiteri Herdman, 1906

Ecteinascidia sluiteri Herdman, W.A. (1906). Report on the Tunicata. *Ceylon Pearl Oyster Fisheries Suppl. Rept.* **39**: 295–348 [300].

Type data: holotype BMNH 1907.8.30.2.

Type locality: off north end Karativo Is., 20–50 m, Sri Lanka.

Ecteinascidia vitta Monniot, C. (1992). Ascidies de Nouvelle-Calédonie XI. Phlebobranches et Stolidobranches du Plateau des Chesterfield. *Bull. Mus. Natl. Hist. Nat. Paris (4)* **14A**(1): 3–22 [10].

Type data: holotype MNHP P2 ECT54.

Type locality: Chalcal, Chesterfield Is., Coral Sea.

Taxonomic decision for synonymy: Kott, P. (2003). New syntheses and new species in the Australian Ascidiacea. *J. Nat. Hist.* **37**: 1611–1653 [1639].

Distribution: Sri Lanka, Singapore, Palau, New Caledonia, Federated States of Micronesia, Mozambique, NT (N coast), QLD (Great Barrier Reef, NE coast).

Ecology: benthic, marine; on rubble at low tide, often with epibionts.

Reference: Kott, P. (1985). The Australian Ascidiacea Pt 1, Phlebobranchia and Stolidobranchia. *Mem. Queensl. Mus.* **23**: 1–440.

Ecteinascidia thurstoni Herdman, 1890

Ecteinascidia thurstoni Herdman, W.A. (1890). On the genus *Ecteinascidia* and its relations; with descriptions of two new species, and a classification of the family Clavelinidae. *Proc. Trans. Liverpool Biol. Soc.* **5**: 144–163 [151].

Type data: syntypes MAD W.18/7 (Zoology, Invertebrate Gallery).

Type locality: Pearl Banks, Gulf of Manaar.

Distribution: Sri Lanka, South Africa, WA (Lower W coast, NW coast); Gulf of Manaar, Gulf of Aden, Gulf of Suez.

Ecology: benthic, marine.

Reference: Kott, P. (2003). New syntheses and new species in the Australian Ascidiacea. *J. Nat. Hist.* **37**: 1611–1653 [1640].

Perophora Wiegmann, 1835

Perophora Wiegmann, A.F.A. (1835). Tunicata. *Arch Naturg.* **1**(1): 309 [309] [without included species].

Type species: *Perophora listeri* Forbes, 1848 by subsequent monotypy, see Forbes, E. & Hanley, S.C.T. (1952). *A History of British Mollusca and their Shells.* (1848–1952). London : John van Voorst Vol. 1,2 & 4 (appendix) pp. 1–54, 369–376, 244–246 [28].

Extralimital distribution: tropical west Pacific Ocean to Japan, north-east Pacific Ocean, tropical west Atlantic Ocean, east Atlantic Ocean, Mediterranean Sea. See: Hartmeyer, R. (1924). Ascidiacea, part II. Zugleich eine Übersicht über die Arktische und boreale Ascidiendfauna auf tiergeographischer Grundlage. *Ingolf-Exped.* **2**(7): 1–275; Van Name, W.G. (1945). The North and South American ascidians. *Bull. Am. Mus. Nat. Hist.* **84**: 1–476; Berrill, N.J. (1950). The Tunicata. *Ray Soc. Publs* **133**: 1–354; Millar, R.H. (1982). The marine fauna of New Zealand. *Mem. N.Z. Oceanogr. Inst.* **85**: 1–117; Kott, P. (1985). The Australian Ascidiacea Pt 1, Phlebobranchia and Stolidobranchia. *Mem. Queensl. Mus.* **23**: 1–440.

Perophora clavata Kott, 1985

Perophora clavata Kott, P. (1985). The Australian Ascidiacea Pt 1, Phlebobranchia and Stolidobranchia. *Mem. Queensl. Mus.* **23**: 1–440 [102].

Type data: holotype QM G12732.

Type locality: 2 km off Ninety Mile Beach, Bass Strait, 17 m, VIC.

Distribution: VIC (Bass Strait); known only from type locality.

Ecology: benthic, marine.

Perophora hutchisoni Macdonald, 1859

Perophora hutchisoni Macdonald, J.D. (1859). On the anatomical characters of an Australian species of *Perophora*. *Trans. Linn. Soc. Lond.* **22**: 377–379 [377].

Type data: type status unknown.

Type locality: King Georges Sound, Albany, SW WA.

Perophora boltenina Michaelsen, W. (1922). Ascidae Ptychobranchiae und Diktyobranchiae von Neuseeland und dem Chatham-Inseln. Papers from Dr. Th. Mortensen's Pacific Expedition 1914–1916, XI. *Vidensk. Meddr. Dansk Naturh. Foren.* **73**: 359–498 [488].

Type data: holotype ZMUC*.

Type locality: Stewart Is., 70 m, New Zealand.

Taxonomic decision for synonymy: Hartmeyer, R. & Michaelsen, W. (1928). Ascidae Diktyobranchiae und Ptychobranchiae. *Fauna Südwest-Aust.* **5**: 251–460 [269].

Distribution: New Zealand, TAS (Tas. coast), VIC (Bass Strait), WA (Lower W coast, SW coast).

Ecology: benthic, marine, sand bottom; 5–20 m subject to heavy surge and sand scour.

References: Kott, P. (1985). The Australian Ascidiacea Pt 1, Phlebobranchia and Stolidobranchia. *Mem. Queensl. Mus.* **23**: 1–440 [103]; Kott, P. (2003). New syntheses and new species in the Australian Ascidiacea. *J. Nat. Hist.* **37**: 1611–1653 [1633].

***Perophora longicaulis* Kott, 2003**

Perophora longicaulis Kott, P. (2003). New syntheses and new species in the Australian Ascidiacea. *J. Nat. Hist.* **37**: 1611–1653 [1633].

Type data: holotype WAM 206.87.

Type locality: SW Long Is., 18 m, Wallabi Group, Houtman's Abrolhos, WA.

Distribution: WA (Lower W coast); known only from type locality.

Ecology: benthic, marine.

***Perophora modificata* Kott, 1985**

Perophora modificata Kott, P. (1985). The Australian Ascidiacea Pt 1, Phlebobranchia and Stolidobranchia. *Mem. Queensl. Mus.* **23**: 1–440 [104].

Type data: holotype QM GH283.

Type locality: channel face, Deltaic Reef, northern Great Barrier reef, QLD.

Distribution: Philippines, Palau, New Caledonia, NT (N coast), QLD (Great Barrier Reef, NE oceanic); NE oceanic (Lihou Reef).

Ecology: benthic, marine; 17–27 m, channel faces or in lagoons.

Reference: Kott, P. (2004). Ascidiacea (Tunicata) in Australian waters of the Timor and Arafura Seas. *Beagle, Rec. Mus. Art Galleries NT* **20**: 37–81 [41].

***Perophora multiclathrata* (Sluiter, 1904)**

Ecteinascidia multiclathrata Sluiter, C.P. (1904). Die Tunicaten der Siboga-Expedition. Pt. I, Die socialen und holosomen Ascidien. *Siboga Exped.* **56A**: 1–126 [12].

Type data: holotype ZMA TU558.4.

Type locality: reef, Nusalaut Is., Indonesia.

Ecteinascidia formosana Oka, A. (1931). Ueber eine neue species von *Ecteinascidia* aus Formosa. *Proc. Imp. Acad. Japan* **7**: 173–175 [173].

Type data: syntypes BLIH 203*.

Type locality: Hoko-kô, Taiwan (as Formosa).

Perophora orientalis Ärnäck-Christie-Linde, A. (1935). A notable case of relation in *Perophora*. *Ark. Zool.* **28B**(9): 1–6 [6].

Type data: syntypes NHRM 1496*.

Type locality: Misaki Biological Station, Japan.

Perophora africana Millar, R.H. (1955). On a collection of ascidians from the Gold Coast. *Proc. Zool. Soc. Lond.* **123**(11): 277–325 [304].

Type data: holotype BMNH 1959.5.27.10*.

Type locality: Dix Cove Shore, Gold Coast, W Africa.

Taxonomic decision for synonymy: Tokioka, T. (1967). Pacific Tunicata of the United States National Museum. *Bull. U.S. Natl. Mus.* **251**: 1–242 [136]; Nishikawa, T. (1984). Ascidians from the Truk Islands, Ponape Island, and Majuro Atoll (Tunicata, Ascidiacea). *Proc. Jpn. Soc. Syst. Zool.* **27**:

107–140 [123]; Nishikawa, T. (1986). Ascidians from the Gilbert and Solomon Islands and Nauru. I. Perophoridae, Ascidiidae, Corellidae. *Int. Sci. Rev.* **32**: 1–78 4 maps [31]; Kott, P. (1992). The Australian Ascidiacea, supplement 2. *Mem. Queensl. Mus.* **32**(2): 621–655 [635].

Distribution: Japan, NSW (Central E coast, Lower E coast), QLD (Central E coast, Great Barrier Reef, NE coast), WA (Lower W coast); west Pacific Ocean, tropical Atlantic Ocean and west Indian Ocean.

Ecology: benthic, marine; shallow depths, rubble and shells, epizoic on other ascidians, under stones with good water circulation.

***Perophora multistigmata* Kott, 1952**

Perophora multistigmata Kott, P. (1952). Ascidians of Australia. 1. Stolidobranchiata and Phlebobranchiata. *Aust. J. Mar. Freshwat. Res.* **3**(3): 206–333 [313].

Type data: syntypes AM U3904, AM U3969.

Type locality: Dunwich, Moreton Bay, QLD.

Distribution: QLD (Central E coast); known only from type locality.

Ecology: benthic, marine.

Reference: Kott, P. (1985). The Australian Ascidiacea Pt 1, Phlebobranchia and Stolidobranchia. *Mem. Queensl. Mus.* **23**: 1–440 [108].

***Perophora namei* Hartmeyer & Michaelsen, 1928**

Perophora namei Hartmeyer, R. & Michaelsen, W. (1928). Ascidiæ Diktyobranchiæ und Ptychobranchiæ. *Fauna Südwest-Aust.* **5**: 251–460 [270].

Type data: holotype USNM 5926*.

Type locality: near Zamboanga Light, Mindadas, 20 m, Philippines.

Distribution: Philippines, QLD (NE oceanic).

Ecology: benthic, marine; 26 m, base of drop off on front reef near sandy bottom, common on vertical surface of dead coral.

Reference: Kott, P. (1985). The Australian Ascidiacea Pt 1, Phlebobranchia and Stolidobranchia. *Mem. Queensl. Mus.* **23**: 1–440 [108].

***Perophora sabulosa* Kott, 1990**

Perophora sabulosa Kott, P. (1990). The Australian Ascidiacea, Phlebobranchia and Stolidobranchia, supplement. *Mem. Queensl. Mus.* **29**(1): 267–298 [267].

Type data: holotype QM GH3894, paratype(s) QM GH3902, GH4265.

Type locality: off Dunwich, Moreton Bay, 6 m, QLD.

Distribution: QLD (Central E coast).

Ecology: benthic, marine; in rock crevices, high in intertidal zone in rock outcrops on sandy beach.

PLURELLIDAE

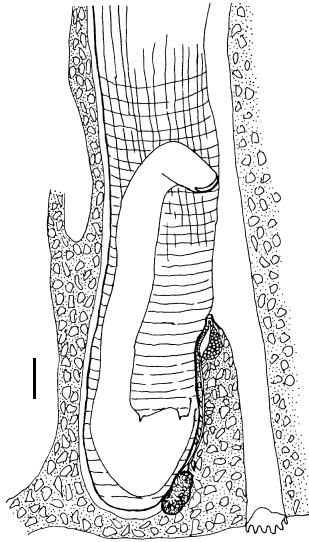


Fig. 18. *Plurella elongata* Kott, 1973, portion of zooid in test. (Scale bar = 1.0 mm).

[from Kott 1985]

In the family Plurellidae Kott, 1973, parts of the body wall along the dorsal mid-line, both anterior and posterior to the atrial aperture and including the neural complex and the gonads, are embedded in the test. Ovary and testis are separate, the undivided testis being embedded near the posterior end of the body, and the ovaries around the base of the atrial siphon. An arc of the body wall around the ventral border of the gut loop to the left of the mid-ventral line, containing the heart, is also embedded in the test. The duct of the neural gland, embedded in the test between the atrial and branchial apertures, opens into the atrial cavity by numerous simple ciliated pits along its length.

In the genus *Plurella* Kott, 1973, the male duct divides into distal branches, each expanded into a seminal vesicle to open with the separate short, wide, almost sessile oviducal openings of about six ovarian sacs arranged around the posterior rim of the base of the atrial siphon. *Microgastra* Kott, 1985 has only one ovarian sac and the vas deferens does not divide distally.

In both colonial *Plurella* and solitary *Microgastra* the test is sandy, hard and sometimes brittle, and the very thin body wall generally has few and delicate transverse muscles in a short band down the right side. The body musculature closely resembles and is probably convergent with that of *Ascidia scaevola* (Sluiter, 1904) which shares the characteristically brittle test of the solitary plurellids, *Microgastra* spp. Also, the right side of the body is narrower than the left and it has a fold of the branchial sac on the right side of the body resembling that of *A. scaevola*.

Plurella is known from four species, three tropical (*Plurella kottae* Monniot, F. & C., 1996, *P. monogyna* Monniot, F. & C., 2000, and *P. testacea* Monniot, F. & C., 2000) from the Philippines) and one temperate Australian species (*P. elongata* Kott, 1973). *Microgastra* is known from one species, common on sandy substrates from Bowen to Indonesia, Sri Lanka and Japan (Kott 1990).

References

- Kott, P. (1973). Plurellidae, a new phlebobranchiate family of the Ascidiacea. *Proc. Linn. Soc. Lond.* **97**(4): 258–261
- Kott, P. (1985). The Australian Ascidiacea Pt 1, Phlebobranchia and Stolidobranchia. *Mem. Queensl. Mus.* **23**: 1–440
- Kott, P. (1990). The Australian Ascidiacea, Phlebobranchia and Stolidobranchia, supplement. *Mem. Queensl. Mus.* **29**(1): 267–298
- Monniot, F. & Monniot, C. (1996). New collections of ascidians from the western Pacific and Southeastern Asia. *Micronesica* **29**(2): 133–279

Monniot, F. & Monniot, C. (2000). Ascidiacea: Plurellidae collected in the Pacific Ocean by the cruises MUSORSTOM, KARUBAR and the "Coral Reef Research Foundation". In Crosnier, A. (ed.) Résultats des Campagnes MUSORSTOM, Volume 21. *Mémoires du Muséum National d'Histoire Naturelle, Paris*, **184** pp. 703–721

Sluiter, C.P. (1904). Die Tunicaten der Siboga-Expedition. Pt. I, Die socialen und holosomen Ascidien. *Siboga Exped.* **56A**: 1–126

Microgastra Kott, 1985

Microgastra Kott, P. (1985). The Australian Ascidiacea Pt 1, Phlebobranchia and Stolidobranchia. *Mem. Queensl. Mus.* **23**: 1–440 [70].

Type species: *Ascidia granosa* Sluiter, 1904 by original designation.

Extralimital distribution: See: Kott, P. (1990). The Australian Ascidiacea, Phlebobranchia and Stolidobranchia, supplement. *Mem. Queensl. Mus.* **29**(1): 267–298.

Microgastra granosa (Sluiter, 1904)

Ascidia granosa Sluiter, C.P. (1904). Die Tunicaten der Siboga-Expedition. Pt. I, Die socialen und holosomen Ascidien. *Siboga Exped.* **56A**: 1–126 [36].

Type data: holotype ZMA TU267.8.

Type locality: 8°30'S 119°07'E, 73 m, Indonesia.

Ascidia lapidosa Sluiter, C.P. (1904). Die Tunicaten der Siboga-Expedition. Pt. I, Die socialen und holosomen Ascidien. *Siboga Exped.* **56A**: 1–126 [32].

Type data: syntypes ZMA TU240, TU241, TU242, TU243.

Type locality: 27–54 m, Damar Is., 45 m; reef, Waru-bai, Seram; reef Banda Is., Indonesia [8°25'12"S 127°18'24"E].

Ascidia mikrenterica Sluiter, C.P. (1904). Die Tunicaten der Siboga-Expedition. Pt. I, Die socialen und holosomen Ascidien. *Siboga Exped.* **56A**: 1–126 [37].

Type data: syntypes ZMA TU254.

Type locality: 204 m, Indonesia [5°28'24"S 132°00'12"E].

Ascidia aenigmatica Nishikawa, T. (1986). Some ascidians dredged around the Oki Islands, the Japan Sea. *Mem. Natl. Sci. Mus. (Tokyo)* **19**: 175–188 [177].

Type data: holotype SMBL 339*, paratype(s) NSMT Pc683*.

Type locality: off SW coast, Dogo Is., Oki, Japan Sea.

Taxonomic decision for synonymy: Kott, P. (1985). The Australian Ascidiacea Pt 1, Phlebobranchia and Stolidobranchia. *Mem. Queensl. Mus.* **23**: 1–440 [70]; Kott, P. (1990). The Australian Ascidiacea, Phlebobranchia and Stolidobranchia, supplement. *Mem. Queensl. Mus.* **29**(1): 267–298 [267].

Distribution: Sri Lanka, Japan, Indonesia, QLD (Central E coast, NE coast).

Ecology: benthic, marine; loose coral, sandy substrate, at about 6 m.

Plurella Kott, 1973

Plurella Kott, P. (1973). Plurellidae, a new phlebobranchiate family of the Ascidiacea. *Proc. Linn. Soc. Lond.* **97**(4): 258–261 [258].

Type species: *Plurella elongata* Kott, 1973 by original designation.

Extralimital distribution: west Pacific Ocean. See: Kott, P. (1985). The Australian Ascidiacea Pt 1, Phlebobranchia and Stolidobranchia. *Mem. Queensl. Mus.* **23**: 1–440.

Plurella elongata Kott, 1973

Plurella elongata Kott, P. (1973). Plurellidae, a new phlebobranchiate family of the Ascidiacea. *Proc. Linn. Soc. Lond.* **97**(4): 258–261 [258].

Type data: holotype NMV 164, paratype(s) NMV 165, 166.

Type locality: Investigator Strait, SA.

Distribution: SA (S Gulfs coast), VIC (Bass Strait), WA (Lower W coast).

Ecology: benthic, marine; to 92 m in sandy habitats.

Reference: Kott, P. (1985). The Australian Ascidiacea Pt 1, Phlebobranchia and Stolidobranchia. *Mem. Queensl. Mus.* **23**: 1–440.

UNPLACED SPECIES

The following names cannot be placed with certainty, for reasons given below, and are listed as *Species Inquirendae*.

Species Inquirenda

Ascidia aurora Quoy, J.R.C. & Gaimard, J.P. (1834). Zoologie, Mollusques pp. 559–626. in, *Voyages de découvertes de l'Astrolabe 1826–1829*, Vol. 3. Paris : Pilet Ainé. [605] [described as 'aurore un peu foncé avec des bandes verticales violettes se portant sur les tubes'; it may be a specimen of *Pyura robusta* Hartmeyer, 1922, which has radial tracts of overlapping iridescent spines from the siphons down the sides of the body and which on one occasion has been described as brick red with black oral siphons (see Kott, P. (1985). The Australian Ascidiacea Pt 1, Phlebobranchia and Stolidobranchia. *Mem. Queensl. Mus.* **23**: 1–440); at this stage, more living specimens need to be observed to confirm its identity].

Type data: holotype whereabouts unknown.

Type locality: Western Port, VIC.

Ascidia reticulata Quoy, J.R.C. & Gaimard, J.P. (1834). Zoologie, Mollusques pp. 559–626. in, *Voyages de découvertes de l'Astrolabe 1826–1829*, Vol. 3. Paris : Pilet Ainé. [606] [neither the species nor the genus is evident from the original description].

Type data: holotype whereabouts unknown.

Type locality: King Georges Sound, WA.

Ascidia tumulus Quoy, J.R.C. & Gaimard, J.P. (1834). Zoologie, Mollusques pp. 559–626. in, *Voyages de découvertes de l'Astrolabe 1826–1829*, Vol. 3. Paris : Pilet

Ainé. [607] [this is the designated type species of *Syphonotethis*, a senior synonym of *Molgula* suppressed in favour of the latter name; Pizon, A. (1898). Etude anatomique et systématique des molgulidées appartenant aux collections du Muséum de Paris. *Ann. Sci. Nat.* (8)7: 305–381 redescribed the type specimen of *Ascidia tumulus* which may be the senior synonym of *Molgula ficus* (Macdonald, 1859)].

Type data: syntypes (probable) MNHP*.

Type locality: Western Port, VIC and Jervis Bay, NSW.

Ascidia succida Stimpson, W. (1855). Tunicata in descriptions of some new marine invertebrates. *Proc. Acad. Nat. Sci. Phila.* **7**: 387–388 [388] [unrecognisable from the original description].

Type data: holotype whereabouts unknown.

Type locality: Port Jackson, NSW.

Ascidia cylindracea Herdman, W.A. (1880). Preliminary report on the Tunicata of the *Challenger* expedition. Part 2. Ascidiidae. *Proc. R. Soc. Edinb.* **10**: 714–726 [714] [Kott, P. (1985). The Australian Ascidiacea Pt 1, Phlebobranchia and Stolidobranchia. *Mem. Queensl. Mus.* **23**: 1–440 (30) thought that this may be synonymous with *A. capillata* Sluiter, 1887, but the type locality is outside the usual range of *A. capillata*].

Type data: holotype whereabouts unknown.

Type locality: off Twofold Bay, NSW.

STOLIDOBANCHIA

Like Phlebobranchia, the suborder Stolidobranchia (order Pleurogona) has the gut embedded in the parietal body wall outside the large branchial sac with its internal longitudinal branchial vessels. However, the branchial sac itself is folded (unlike the unfolded pharyngeal wall of Phlebobranchia), and the regenerative tissue in replication is ectodermal, from test vessels or the parietal body wall (unlike the endodermal-epicardial-regenerative tissue in most Aplousobranchia and the mesodermal tissue in Clavelinidae and Perophoridae).

The suborder appears to have evolved from a phlebobranch ancestor through selection for adaptations associated with relatively large solitary organisms. Thus, in comparison with Phlebobranchia, the muscles of the parietal body wall form thicker layers of crowded fibres; the filtering area of the branchial sac is amplified by the development of the deep folds; the glandular part of the stomach wall projects out into folds or pockets and sometimes an arborescent liver branches off the pyloric region; gonads are on both sides of the body, and their size or number is increased to the extent that they sometimes cover much of the body wall outside the gut loop, although sometimes the gonads on the left side are enclosed in the gut loop. The test has become more fibrous and tough (unlike the firm but gelatinous test of most phlebobranch ascidians) with strong adhesive properties. Stalks and root-like extensions contribute to firm adherence or stability in sandy substrates and sometimes hair-like extensions grow out all over the test and attach a thick layer of insulating and protective sand around it. Sand and other foreign particles are often included in the test, making it hard and brittle (as in some aplousobranch colonies and a few phlebobranch species). Decoration of the outer surface of the test with hairs, spines and scales also occurs. Usually both siphons are lined with crowded overlapping scales or spines directed outwards toward the external aperture and usually they continue onto the test around the outside of the opening, directed away from it. Probably also protective, possibly detecting and/or filtering larger particles or predators from the incurrent water, are the branched and bushy tentacles at the base of the branchial siphon that are characteristic of both Pyuridae and Molgulidae. In the Styelidae (as in other suborders) the tentacles are simple and unbranched, but crowded.

The genus *Cynthia* Savigny, 1816 contained sessile ascidians with coriaceous test, four-lobed apertures, branchial folds, simple or branched tentacles and gut and gonads at the side of the pharynx. In fact all stolidobranch taxa were contained in the four subgenera or divisions of *Cynthia*, namely, *Simplices*, *Caesira*, *Pandocia* and *Dendrodoa*. Savigny did not assign type species to either *Cynthia* or its subgenera and in due course the genus was recognised as a supra-generic grouping, new genera were erected, and some pre-existing ones were found to accommodate the various components of the hyper-genus *Cynthia* (Heller 1877).

Colonial forms occur in subfamilies of the Styelidae, but not in Pyuridae or Molgulidae. Changes associated with the evolution of this habit are the reverse of those that occurred in the evolution of Stolidobranchia: they parallel the evolutionary changes in Aplousobranchia, namely size reduction and simplification of zooids, development of colonial systems, viviparity, and the development of larval organs.

The characters relevant at familial level are the body muscles; The numbers of branchial folds and form of the stigmata; the form of digestive diverticula; the numbers and position of gonads, the form of branchial tentacles; and the colonial status of the taxa. Most families, with the exception only of some abyssal ones, occur in Australian waters (Kott 1985).

References

- Heller, C. (1877). Untersuchungen über die Tunicaten des Adriatischen und Mittelmeeres (3). *Denkschr. Akad. Wiss. Wien* **37**(1): 241–275
- Kott, P. (1985). The Australian Ascidiacea Pt 1, Phlebobranchia and Stolidobranchia. *Mem. Queensl. Mus.* **23**: 1–440

HEXACROBYLIDAE

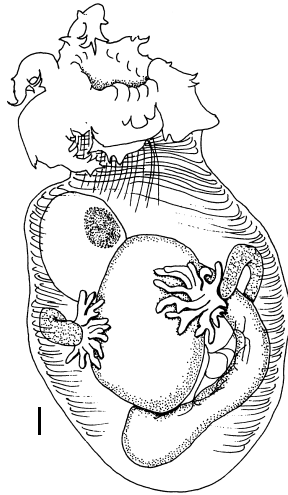


Fig. 19. *Oligotrema psammites* Bourne, 1903, individual, removed from test, from ventral surface. (Scale bar = 2.0 mm). [from Kott 1989]

The family Hexacrobylidae Seeliger, 1906 is characterised by a large buccal cavity surrounded by six arms (usually branched) containing muscles (continuous with longitudinal bands of the body wall), a reduced pharynx (limited to a short band behind the buccal cavity), ciliated stigmata opening into the atrial cavity from complex branchial pouches in the pharyngeal wall, a long oesophagus (with or without a large digestive diverticulum), a large stomach, gonads of the molgulid type with testis follicles separate from the ovarian tube, and a large vesicle (that appears to be a homologue of the molgulid kidney).

A proposal (Monniot *et al.* 1975) that the family represents a class of Tunicata separate from the Ascidiacea cannot be sustained (see Kott 1989). The family has close affinities with Molgulidae—closer than between Molgulidae and other taxa of the Ascidiacea. It appears to have evolved, probably from a molgulid ancestor, by profound changes in the pharynx and other parts of the gut. The powerful, branched,

muscular, external arms, large stomach and conspicuous gut diverticula appear to be adaptations for a carnivorous habit, probably following isolation in ocean trenches.

This is one of the few deep (abyssal) water families so far recorded from the Australian region. Its occurrence in Australian waters has been reviewed by Kott (1989, 1992).

References

- Kott, P. (1989). The family Hexacrobylidae Seeliger, 1906 (Ascidiacea, Tunicata). *Mem. Queensl. Mus.* **27**(2): 517–534
- Kott, P. (1992). The Australian Ascidiacea, supplement 2. *Mem. Queensl. Mus.* **32**(2): 621–655
- Monniot, C., Monniot, F. & Gaill, F. (1975). Les Sorberacea: une nouvelle classe des tuniciers. *Arch. Zool. Exp. Gén.* **116**: 77–122
- Seeliger, O. (1906). Appendicularien und Ascidien, Tunicata. Manteltiere. pp. 1041–1168 in Bronn, H.G. *Klassen und Ordnungen des Tier-Reichs*. Leipzig: C.F. Winter Vol. 3 Suppl.

Asajirus Kott, 1989

Asajirus Kott, P. (1989). The family Hexacroblylidae Seeliger, 1906 (Asciadiacea, Tunicata). *Mem. Queensl. Mus.* **27**(2): 517–534 [520].

Type species: *Hexacroblylus indicus* Oka, 1913 by original designation.

Hexadactylus Monniot, C. & Monniot, F. (1990). Revision of the class Sorberacea (benthic tunicates) with descriptions of seven new species. *Linn. Soc. Zool.* **99**: 239–290 [271] [junior objective synonym of *Asajirus*].

Type species: *Hexacroblylus indicus* Oka, 1913 by original designation.

Extralimital distribution: Arctic, north Atlantic Ocean, southeast Atlantic Ocean, southwest Atlantic Ocean, tropical central Atlantic Ocean, east Pacific and Indian Ocean basins. See: Kott, P. (1989). The family Hexacroblylidae Seeliger, 1906 (Asciadiacea, Tunicata). *Mem. Queensl. Mus.* **27**(2): 517–534. Generic reference: Kott, P. (1992). The Australian Asciadiacea, supplement 2. *Mem. Queensl. Mus.* **32**(2): 621–655 [648].

Asajirus indicus (Oka, 1913)

Hexacroblylus indicus Oka, A. (1913). Zur Kenntnis der zwei aberranten Ascidiien Gattungen *Dicopia* Sluiter and *Hexacroblylus* Sluiter. *Zool. Anz.* **43**: 1–10 [6].

Type data: syntypes (probable) IM*.

Type locality: near Sri Lanka, 4000 m, Indian Ocean.

Hexacroblylus arcticus Hartmeyer, R. (1923). Asciadiacea, part I. Zugleich eine Übersicht über die Arktische und boreale Ascidiienfauna auf tiergeographischer Grundlage. *Ingolf-Exped.* **2**(6): 1–365 [133].

Type data: holotype ZMUC*.

Type locality: 67°40'N 15°40'W, 890 m, and 63°26'N 7°30'W, 1280 m, NE Atlantic Ocean.

Hexacroblylus eunuchus Monniot, C. & Monniot, F. (1976). Tuniciers abyssaux du bassin argentin récoltés par 'l'Atlantis II'. *Bull. Mus. Natl. Hist. Nat. Paris* (3)**269**(387): 629–662 [658].

Type data: holotype MNHP H-HEX 8, slides H36, H37*.

Type locality: west Atlantic Ocean (type locality not recorded).

Hexadactylus longitestis Monniot, C. & Monniot, F. (1990). Revision of the class Sorberacea (benthic tunicates) with descriptions of seven new species. *Linn. Soc. Zool.* **99**: 239–290 [275].

Type data: syntypes MNHP H-HEX33*.

Type locality: south of New Caledonia on both sides of the Norfolk Ridge [24°19'06"S 167°48'42"E].

Hexadactylus millari Monniot, C. & Monniot, F. (1990). Revision of the class Sorberacea (benthic tunicates) with descriptions of seven new species. *Linn. Soc. Zool.* **99**: 239–290 [277].

Type data: syntypes (probable) ZMUC (depository uncertain, not found).

Type locality: 600 m, Bali Sea, Indonesia [03°25'S 117°03'E].

Hexadactylus seeligeri Monniot, C. & Monniot, F. (1990). Revision of the class Sorberacea (benthic tunicates) with descriptions of seven new species. *Linn. Soc. Zool.* **99**: 239–290 [281].

Type data: syntypes MNHP H-HEX 17*.

Type locality: 3450 m, Comoro Is., Indian Ocean [11°59'S 45°42'36"E].

Taxonomic decision for synonymy: Kott, P. (1992). The Australian Asciadiacea, supplement 2. *Mem. Queensl. Mus.* **32**(2): 621–655 [648].

Distribution: NSW (SE oceanic), QLD (NE oceanic, SE oceanic), TAS (SE oceanic); abyssal basins of the Indian Ocean, west, north and northeast Atlantic Ocean, south Indian and Pacific Basins.

Ecology: benthic, marine; depths of 800–5000 m.

Oligotrema Bourne, 1903

Oligotrema Bourne, G.C. (1903). *Oligotrema psammites*; a new ascidian belonging to the family Molgulidae. *Q. J. Microsc. Sci.* **47**: 233–272 [233].

Type species: *Oligotrema psammites* Bourne, 1903 by monotypy.

Hexacroblylus Sluiter, C.P. (1905). Zwei merkwürdige Ascidiien von der Siboga-Expedition. *Tijdschr. Ned. Dierk. Ver.* (2)**9**: 325–327 [325].

Type species: *Hexacroblylus psammatodes* Sluiter, 1905 by monotypy.

Gasterascidia Monniot, C. & Monniot, F. (1968). Les ascidies de grandes profondeurs récoltées par le navire océanographique Américain 'Atlantis II'. *Bull. Inst. Océanogr. Monaco* **67**(1379): 1–48 [36].

Type species: *Gasterascidia sandersi* Monniot & Monniot, 1968 by monotypy.

Sorbera Monniot, C. & Monniot, F. (1974). Ascidiens abyssales de l'Atlantique récoltées par le 'Jean Charcot' (Campagnes, Naratlante, Walda Polygas A). *Bull. Mus. Natl. Hist. Nat. Paris* (3)**154**(226): 721–786 [777].

Type species: *Sorbera unigonas* Monniot & Monniot, 1974 by monotypy.

Taxonomic decision for synonymy: Kott, P. (1989). The family Hexacroblylidae Seeliger, 1906 (Asciadiacea, Tunicata). *Mem. Queensl. Mus.* **27**(2): 517–534 [524].

Extralimital distribution: north Atlantic Ocean, east Atlantic Ocean, west Indian Ocean, tropical west Pacific Ocean basin, southern polar Pacific Ocean basin. See: Kott, P. (1989). The family Hexacroblylidae Seeliger, 1906 (Asciadiacea, Tunicata). *Mem. Queensl. Mus.* **27**(2): 517–534.

Oligotrema psammites Bourne, 1903

Oligotrema psammites Bourne, G.C. (1903). *Oligotrema psammites*; a new ascidian belonging to the family Molgulidae. *Q. J. Microsc. Sci.* **47**: 233–272 [233].

Type data: holotype whereabouts unknown.

Type locality: near Lifu, 90 m, New Britain.

Hexacroblylus psammatodes Sluiter, C.P. (1905). Zwei merkwürdige Ascidiien von der Siboga-Expedition. *Tijdschr. Ned. Dierk. Ver.* (2)**9**: 325–327 [326].

Type data: holotype ZMA TU564.

Type locality: 1158 m, Laut Banda, Indonesia [5°40'42"S 120°45'30"E].

HEXACROBYLIDAE

- Sorbera digonas*** Monniot, C. & Monniot, F. (1984). Nouvelles Sorberacea (Tunicata) profondes de l'Atlantique sud et de l'Océan Indien. *Cahiers de Biologie Marine* **25**: 197–215 [209].
Type data: holotype MNHP H-SOR13*.
Type locality: 11°44'S 47°35'E, 3716 m, Comoro Is., Indian Ocean, see Monniot, C. & Monniot, F. (1990). Revision of the class Sorberacea (benthic tunicates) with descriptions of seven new species. *Linn. Soc. Zool.* **99**: 239–290.
- Taxonomic decision for synonymy: Kott, P. (1989). The family Hexacrobylidae Seeliger, 1906 (Asciacea, Tunicata). *Mem. Queensl. Mus.* **27**(2): 517–534 [524]; Kott, P. (1992). The Australian Ascidiacea, supplement 2. *Mem. Queensl. Mus.* **32**(2): 621–655 [650].
- Distribution: Indonesia, New Caledonia, NSW (SE oceanic), Papua New Guinea; SE Atlantic Basin.
Ecology: benthic, marine; depths of 1200–4600 m and 92 m off New Britain.

MOLGULIDAE

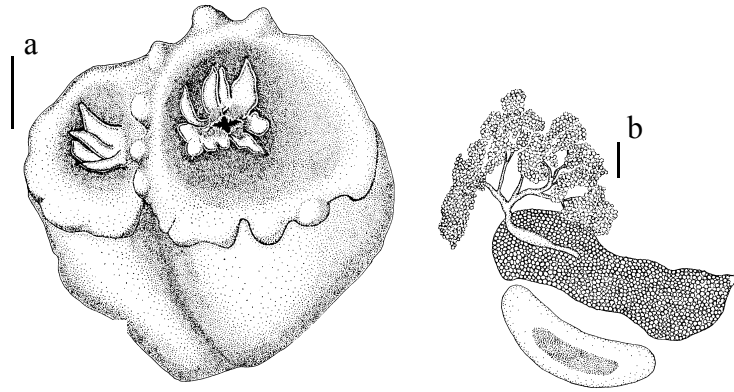


Fig. 20. *Molgula sabulosa* (Quoy & Gaimard, 1934): **a**, external appearance of nodose specimen; **b**, right side of body showing kidney and gonad with clumps of male follicles at proximal end of ovary. (Scales: a = 5.0 mm; b = 2.0 mm). [from Kott 1985]

The Molgulidae Lacaze-Duthiers, 1877 have a thin but often sand-embedded test, branched branchial tentacles and stigmata coiled around cones that project into the branchial folds, or that coil on a flat branchial wall or around cones that project independently into the pharynx. They also have a closed kidney derived from the embryonic epicardial sacs on the parietal wall of the right side of the body and compact folds and pouches (probably glandular) occur in the stomach wall. As in Pyuridae, a single gonad on each side of the body is inside or outside the gut loop or crosses over it. The testis follicles spread out on the body wall around the tubular or sac-like ovary, or parts of it, and do not form a compact covering over the ovary, nor are the gonads subdivided (as usually is the case in Pyuridae). The body muscles are formed into bands and in some species short parallel bands are aligned around the apertures to withdraw them between folds of brittle sand-filled test or to flatten the body (like the sandy phlebobranchs, *Ascidia scaevola*, *Microgastra granosa* and certain Agneziidae).

Certain species of the Molgulidae, like some *Polycarpa* (Styelidae), have viviparous larvae and some develop directly without passing through a tailed larval stage. Berrill (1955) has suggested that these species, characterised by the brittle sand-embedded test and muscles to withdraw apertures and flatten the body, are adapted for life on the open sea floor and have evolved strategies that reduce the time that either gametes or larvae are vulnerable to dispersal.

The family is well represented in Australia by the genus *Molgula* (12 species), *Eugyra* (3 species) and a species of *Pareugyrioides*. In *Molgula* the left gonad is outside the gut loop. *Eugyrioides*, with gonads on both sides of the body, is very likely a synonym of *Eugyra* which has a gonad only on the left (partially or completely enclosed in the gut loop).

The genera not represented in the Australian fauna are known from polar waters or from deeper abyssal waters (see Kott 1985). Around the Australian coast, deeper waters have not yet been explored adequately for these benthic organisms.

References

- Berrill, N.J. (1955). *The Origin of Vertebrates*. London : Oxford University Press 257 pp.
- Kott, P. (1985). The Australian Ascidiacea Pt 1, Phlebobranchia and Stolidobranchia. *Mem. Queensl. Mus.* **23**: 1–440
- Lacaze-Duthiers, F.J.H. (1877). Histoire des ascidies simples des côtes de France Pt 2. *Arch. Zool. Exp. Gén.* **6**: 457–676
- Eugyra* Alder & Hancock, 1870**
- Eugyra*** Alder, J. & Hancock, A. in Hancock, A. (1870). On the larval state of *Molgula*; with descriptions of several new species of simple ascidians. *Ann. Mag. Nat. Hist.* (4) **6**: 353–368 [367].
Type species: *Molgula arenosa* Alder & Hancock, 1848 by original designation.
- Gamaster*** Pizon, A. (1896). Description d'un nouveau genre d'ascidie simple de la famille des Molgulidées, *Gamaster dakarensis*. *Compt. Rend. Acad. Sci. Paris* **122**: 1345–1347 [1345].
Type species: *Gamaster dakarensis* Pizon, 1896 by monotypy.
- Eugyrioides*** Seeliger, O. (1906). Appendicularien und Ascidien, Tunicata. Manteltiere. pp. 1041–1168 in Bronn, H.G. *Klassen und Ordnungen des Tier-Reichs*. Leipzig : C.F. Winter Vol. 3 Suppl. [1189].
Type species: *Cynthia glutinans* Moeller, 1842 by original designation.
- Taxonomic decision for synonymy: Ärnäck-Christie-Linde, A. (1928). Northern and Arctic invertebrates in the collection of the Swedish State Museum. IX Tunicata, Part 3. Molgulidae and Pyuridae. *K. Sven. Vetensk.-Akad. Handl.* (3) **4**(9): 1–101 [72]; Huus, J. (1937). Ascidiaceae. pp. 545–692 in Kükenthal, W. & Krumbach, T. (eds) *Handbuch der Zoologie*. Berlin : Walter de Gruyter Vol. 5(2) **6** [677].
- Extralimital distribution: worldwide. See: Hartmeyer, R. (1923). Ascidiacea, part I. Zugleich eine Übersicht über die Arktische und boreale Ascidiendfauna auf tiergeographischer Grundlage. *Ingolf-Exped.* **2**(6): 1–365; Ärnäck-Christie-Linde, A. (1928). Northern and Arctic invertebrates in the collection of the Swedish State Museum. IX Tunicata, Part 3. Molgulidae and Pyuridae. *K. Sven. Vetensk.-Akad. Handl.* (3) **4**(9): 1–101; Van Name, W.G. (1945). The North and South American ascidians. *Bull. Am. Mus. Nat. Hist.* **84**: 1–476; Berrill, N.J. (1950). The Tunicata. *Ray Soc. Publs* **133**: 1–354; Millar, R.H. (1962). Further descriptions of South African ascidians. *Ann. S. Afr. Mus.* **56**(7): 113–221; Kott, P. (1969). Antarctic Ascidiacea. A monographic account of the known species based on specimens collected under U.S. Government auspices 1947 to 1963. *Antarct. Res. Ser.* **13**: i–xv 1–239; Millar, R.H. (1982). The marine fauna of New Zealand. *Mem. N.Z. Oceanogr. Inst.* **85**: 1–117; Kott, P. (1985). The Australian Ascidiacea Pt 1, Phlebobranchia and Stolidobranchia. *Mem. Queensl. Mus.* **23**: 1–440;
- Nishikawa, T. (1991). The ascidians of the Japan Sea. II. *Publ. Seto Mar. Biol. Lab. Kyoto Univ.* **35**(1–3): 26–170.
- Eugyra mammillata* Kott, 1985**
- Eugyra mammillata*** Kott, P. (1985). The Australian Ascidiacea Pt 1, Phlebobranchia and Stolidobranchia. *Mem. Queensl. Mus.* **23**: 1–440 [390].
Type data: holotype WAM 83.75, paratype(s) QM GH757.
Type locality: Albatross Bay, Gulf of Carpentaria, northern Australia.
Distribution: QLD (Gulf of Carpentaria, NE coast).
Ecology: benthic, marine.
- Eugyra millimetra* Kott, 1985**
- Eugyra millimetra*** Kott, P. (1985). The Australian Ascidiacea Pt 1, Phlebobranchia and Stolidobranchia. *Mem. Queensl. Mus.* **23**: 1–440 [391].
Type data: syntypes NMV F51475.
Type locality: Bass Strait, 5 m, VIC [40°09'12"S 147°31'54"E].
Distribution: VIC (Bass Strait); known only from type locality.
Ecology: sand bottom; shell substrate.
- Eugyra molguloides* Sluiter, 1904**
- Caesira pellucida*** Macdonald, J.D. (1859). On the anatomical characters of three Australian species of Tunicata referable to Savigny's subgenus *Caesira*. *Trans. Linn. Soc. Lond.* **22**: 367–371 [369] [*Caesira* Fleming, 1822 was suppressed in favour of its junior synonym *Molgula* Forbes, 1848; *Pera* Stimpson, 1852 also is a junior synonym of *Molgula*; *Caesira pellucida* Macdonald, 1859 consequently became a junior homonym of *Molgula pellucida* (Stimpson, 1852)].
Type data: type status unknown.
Type locality: Shark Bay, WA.
- Eugyra molguloides*** Sluiter, C.P. (1904). Die Tunicaten der Siboga-Expedition. Pt. I, Die socialen und holosomen Ascidien. *Siboga Exped.* **56A**: 1–126 [111].
Type data: lectotype ZMA TU1265, paralectotype(s) ZMA TU534.
Subsequent designation: Spoel, S. van der (1969). Catalogue of the type specimens of Tunicata in the Zoological Museum in Amsterdam. *Bull. Zool. Mus. Amsterdam* **1**(13): 157–200 [178].
Type locality: Salibabu Is., 36 m, Indonesia.
- Eugyra moretonensis*** Kott, P. (1972). Some sublittoral ascidians in Moreton Bay and their seasonal occurrence. *Mem. Queensl. Mus.* **16**(2): 233–260 [252].

Type data: holotype QM G6328, paratype(s) QM G5961–71, G5974–6.

Type locality: 0.5 mile SE of Southwest Rocks, 7–2 m, Moreton Bay, QLD.

Taxonomic decision for synonymy: Kott, P. (1985). The Australian Ascidiacea Pt 1, Phlebobranchia and Stolidobranchia. *Mem. Queensl. Mus.* **23**: 1–440 [393]; Kott, P. (1998). Tunicata. pp. 51–259 in Wells, A. & Houston, W.W.K. (eds) *Zoological Catalogue of Australia*. Hemichordata, Tunicata, Cephalochordata. Melbourne: CSIRO Publishing, Australia Vol. 34 298 pp. (new status assignment for *Eugyra molguloides*).

Distribution: Indonesia, QLD (Central E coast, NE coast), VIC (Bass Strait), WA (Central W coast, Lower W coast).

Ecology: benthic, marine, viviparous.

Molgula Forbes, 1848

Caesira Fleming, J. (1822). *The Philosophy of Zoology*. Vol. 2. Edinburgh and London pp. 508–518. [511] [senior synonym suppressed in favour of *Molgula* Forbes, 1848 as *nomen conservandum*, see Hemming, F. & Noakes, D. (eds) (1958). *Official List of Generic Names in Zoology*. First instalment. London: International Trust for Zoological Nomenclature 200 pp.; Hartmeyer, R. (1908). Zur Terminologie der Familien und Gattungen der Ascidien. *Zool. Annl.* **3**: 1–63 (18)]. Type species: *Cynthia dione* Savigny, 1816 by original designation.

Cystingia Macleay, W.S. (1825). Anatomical observations on the natural group of the Tunicata, with the description of three species collected in the Fox Channel. *Trans. Linn. Soc. Lond.* **14**: 527–555 [541] [senior synonym suppressed in favour of *Molgula* Forbes, 1848, as *nomen conservandum*, see Hemming, F. & Noakes, D. (eds) (1958). *Official List of Generic Names in Zoology*. First instalment. London: International Trust for Zoological Nomenclature 200 pp.; Huntsman, A.G. (1922). The ascidian family Caesiridae. *Trans. R. Soc. Canada (3)* **16**: 211–234 (216)]. Type species: *Cystingia griffithsi* Macleay, 1825 by original designation.

Syphonotethis Gervais, F.L.P. (1840). *Ascidies*. In: Dictionnaire des Sciences Naturelles. *Suppl. 1*. Paris and Strasbourg: F.G. Levrault [407] [senior synonym suppressed in favour of *Molgula* Forbes, 1848, as *nomen conservandum*, see Hemming, F. & Noakes, D. (eds) (1958). *Official List of Generic Names in Zoology*. First instalment. London: International Trust for Zoological Nomenclature 200 pp.; Hartmeyer, R. (1914). Diagnosen einiger neuer Molgulidae aus der Sammlung des Berliner Museums nebst Bemerkungen über die Systematik und Nomenklatur dieser Familie. *Sber. Ges. Naturf. Freunde Berl.* **1914**: 1–27 (4)]. Type species: *Ascidia tumulus* Quoy & Gaimard, 1834 (see also under *Species Inquirendae*) by original designation.

Molgula Forbes, E. (1848). In: Forbes, E. & Hanley, S.C.T. *A History of British Mollusca and their Shells*. Vol. 1 pp. 1–54. London: John van Voorst. [36] [*nomen conservandum* Hemming, F. & Noakes, D. (eds) (1958). *Official List of Generic Names in Zoology*. First instalment. London: International Trust for Zoological Nomenclature 200 pp.; Hartmeyer, R. (1914). Diagnosen einiger neuer

Molgulidae aus der Sammlung des Berliner Museums nebst Bemerkungen über die Systematik und Nomenklatur dieser Familie. *Sber. Ges. Naturf. Freunde Berl.* **1914**: 1–27 (7)].

Type species: *Molgula oculata* Forbes, 1848 by subsequent designation, see Hartmeyer, R. (1915). Ascidiarum nomina conservanda. pp. 247–258 in Apstein, C. Nomina Conservanda. *Sber. Ges. Naturf. Freunde Berl.* **1915b**: 247–258.

Pera Stimpson, W. (1852). Several new ascidians from the coast of the United States. *Proc. Bost. Soc. Nat. Hist.* **4**: 228–232 [232].

Type species: *Pera pellucida* Stimpson, 1852 by monotypy.

Gymnocystis Giard, A.M. (1872). Etudes critique des travaux d'embryogénie relatifs à la parenté des Vertébrés et de Tuniciers. *Arch. Zool. Exp. Gén.* **1**: 233–235, 397–428 [405]. Type species: *Molgula ampulloides* Beneden, 1847 by original designation.

Lithonephyra Giard, A.M. (1872). Etudes critique des travaux d'embryogénie relatifs à la parenté des Vertébrés et de Tuniciers. *Arch. Zool. Exp. Gén.* **1**: 233–235, 397–428 [405].

Type species: *Molgula complanata* Alder & Hancock, 1870 by original designation.

Anurella Lacaze-Duthiers, F.J.H. (1877). Histoire des ascidies simples des côtes de France Pt 2. *Arch. Zool. Exp. Gén.* **6**: 457–676 [495].

Type species: *Anurella bleizi* Lacaze-Duthiers, 1877 by monotypy.

Ctenicella Lacaze-Duthiers, F.J.H. (1877). Histoire des ascidies simples des côtes de France Pt 2. *Arch. Zool. Exp. Gén.* **6**: 457–676 [604].

Type species: *Molgula appendiculata* Heller, 1877 by original designation.

Ascopera Herdman, W.A. (1881). Preliminary report on the Tunicata of the Challenger Expedition. Cynthiidae, Molgulidae. *Proc. R. Soc. Edinb.* **11**(3): 52–88 [238].

Type species: *Ascopera gigantea* Herdman, 1881 by original designation.

Eugyropsis Roule, L. (1885). Recherches sur les ascidies simples des côtes de Provence (Cynthiades). *Ann. Sci. Nat.* (6) **20**: 136–229 [205].

Type species: *Eugyropsis intermedia* Roule, 1885 by monotypy.

Astropera Pizon, A. (1898). Etude anatomique et systématique des molgulidées appartenant aux collections du Muséum de Paris. *Ann. Sci. Nat.* (8) **7**: 305–381 [343].

Type species: *Astropera sabulosa* Pizon, 1898 by monotypy.

Meristocarpus Pizon, A. (1899). Description d'un nouveau genre d'ascidie simple de la famille des Molgulidées, *Meristocarpus*. *Bull. Mus. Natl. Hist. Nat. Paris* **5**: 42–43 [42].

Type species: *Meristocarpus fuscus* Pizon, 1899 by monotypy.

Molgulidium Seeliger, O. (1907). Appendicularien und Ascidien, Tunicata. Manteltiere. pp. 1041–1280 in Bronn, H.G. (ed.) *Klassen und Ordnungen des Tier-Reichs*. Leipzig: C.F. Winter Vol. 3 Suppl. 68–80 [1174] [junior objective synonym of *Ctenicella* Lacaze-Duthiers, 1877].

Type species: *Molgula appendiculata* Heller, 1877 by original designation.

Molgulina Hartmeyer, R. (1914). Diagnosen einiger neuer Molgulidae aus der Sammlung des Berliner Museums nebst Bemerkungen über die Systematik und Nomenklatur dieser Familie. *Sber. Ges. Naturf. Freunde Berl.* **1914**: 1–27 [8].
Type species: *Molgula eugyrioides* Traustedt, 1883 by original designation.

Euritteria Huntsman, A.G. (1922). The ascidian family Caesiridae. *Trans. R. Soc. Canada (3)* **16**: 211–234 [225].
Type species: *Caesira cooperi* Huntsman, 1922 by original designation.

Taxonomic decision for synonymy: Hartmeyer, R. (1914). Diagnosen einiger neuer Molgulidae aus der Sammlung des Berliner Museums nebst Bemerkungen über die Systematik und Nomenklatur dieser Familie. *Sber. Ges. Naturf. Freunde Berl.* **1914**: 1–27 [5]; Huntsman, A.G. (1922). The ascidian family Caesiridae. *Trans. R. Soc. Canada (3)* **16**: 211–234 [216]; Kott, P. (1969). Antarctic Ascidiacea. A monographic account of the known species based on specimens collected under U.S. Government auspices 1947 to 1963. *Antarct. Res. Ser.* **13**: i–xv 1–239 [156].

Extralimital distribution: Antarctic Region; worldwide. See: Huntsman, A.G. (1922). The ascidian family Caesiridae. *Trans. R. Soc. Canada (3)* **16**: 211–234; Hartmeyer, R. (1923). Ascidiacea, part I. Zugleich eine Übersicht über die Arktische und boreale Ascidiendfauna auf tiergeographischer Grundlage. *Ingolf-Exped.* **2**(6): 1–365; Van Name, W.G. (1945). The North and South American ascidians. *Bull. Am. Mus. Nat. Hist.* **84**: 1–476; Berrill, N.J. (1950). The Tunicata. *Ray Soc. Publs* **133**: 1–354; Millar, R.H. (1962). Further descriptions of South African ascidians. *Ann. S. Afr. Mus.* **56**(7): 113–221; Kott, P. (1969). Antarctic Ascidiacea. A monographic account of the known species based on specimens collected under U.S. Government auspices 1947 to 1963. *Antarct. Res. Ser.* **13**: i–xv 1–239; Millar, R.H. (1982). The marine fauna of New Zealand. *Mem. N.Z. Oceanogr. Inst.* **85**: 1–117; Kott, P. (1985). The Australian Ascidiacea Pt 1, Phlebobranchia and Stolidobranchia. *Mem. Queensl. Mus.* **23**: 1–440.

Molgula calvata Sluiter, 1904

Molgula calvata Sluiter, C.P. (1904). Die Tunicaten der Siboga-Expedition. Pt. I, Die socialen und holosomen Ascidien. *Siboga Exped.* **56A**: 1–126 [116].
Type data: holotype ZMA TU690.1.
Type locality: reef, Saleyer Is., Indonesia.

Molgula reducta Hartmeyer, R. (1922). Miscellanea Ascidiologica. *Mitt. Zool. Mus. Berl.* **10**: 299–323 [306].
Type data: syntypes (probable) ZMB 3829*.
Type locality: Oyster Harbour, 0.75–5.5 m, Albany, WA.

Molgula medusa Kott, P. (1952). Ascidians of Australia. 1. Stolidobranchiata and Phlebobranchiata. *Aust. J. Mar. Freshwat. Res.* **3**(3): 206–333 [297].
Type data: syntypes AM Y794, Y1900.
Type locality: Oyster Harbour, Albany, WA.

Molgula minuta Kott, P. (1952). Ascidians of Australia. 1. Stolidobranchiata and Phlebobranchiata. *Aust. J. Mar. Freshwat. Res.* **3**(3): 206–333 [295].
Type data: syntypes AM Y793.
Type locality: reef undercuts, Triggs Is., WA.

Taxonomic decision for synonymy: Kott, P. (1985). The Australian Ascidiacea Pt 1, Phlebobranchia and Stolidobranchia. *Mem. Queensl. Mus.* **23**: 1–440 [369].

Distribution: WA (SW coast); NE coast, central E coast, lower E coast, QLD, NSW.
Ecology: benthic, marine, viviparous.

Molgula diversa Kott, 1972

Molgula diversa Kott, P. (1972). Some sublittoral ascidians in Moreton Bay and their seasonal occurrence. *Mem. Queensl. Mus.* **16**(2): 233–260 [252].
Type data: holotype QM G6320, paratype(s) QM G5992, G6321, G5989, G5991.
Type locality: 0.5 mile S of Southwest Rocks, Moreton Bay, 7.7 m, QLD.

Distribution: Hong Kong, QLD (Central E coast, NE coast).

Ecology: benthic, marine; sand, shell grit and sandy mud substrates.

Reference: Kott, P. (1985). The Australian Ascidiacea Pt 1, Phlebobranchia and Stolidobranchia. *Mem. Queensl. Mus.* **23**: 1–440.

Molgula ellistoni Kott, 1972

Molgula ellistoni Kott, P. (1972). The ascidians of South Australia II. Eastern Sector of the Great Australian Bight and Investigator Strait. *Trans. R. Soc. S. Aust.* **96**(4): 165–196 [190].
Type data: holotype SAMA E907.
Type locality: Elliston Bay, SA.

Distribution: SA (Great Australian Bight); known only from type locality.

Ecology: benthic, marine, viviparous; development direct, in caves subjected to strong swell.

Reference: Kott, P. (1985). The Australian Ascidiacea Pt 1, Phlebobranchia and Stolidobranchia. *Mem. Queensl. Mus.* **23**: 1–440.

Molgula ficus (Macdonald, 1859)

Caesira ficus Macdonald, J.D. (1859). On the anatomical characters of three Australian species of Tunicata referable to Savigny's subgenus *Caesira*. *Trans. Linn. Soc. Lond.* **22**: 367–371 [368].
Type data: type status unknown.
Type locality: Shark Bay, WA.

Molgula forbesi Herdman, W.A. (1881). Preliminary report on the Tunicata of the *Challenger* Expedition. Cynthiidae; Molgulidae. *Proc. R. Soc. Edinb.* **11**(4): 233–240 [236].
Type data: holotype (probable) BMNH* (depository uncertain, not found in BMNH).
Type locality: Port Jackson, 4–20 m, NSW.

- Molgula martensii*** Traustedt, M.P.A. (1885). Ascidiæ simplices far det Stille Ocean. *Vidensk. Meddr. Dansk Naturh. Foren.* **1884**: 1–160 [19].
Type data: syntypes ZMH K14*, USNM 5557*.
Type locality: Dampier Archipelago, WA.
- Ascopera nana*** Herdman, W.A. (1899). Descriptive catalogue of the Tunicata in the Australian Museum. *Australian Museum, Sydney, Catalogue* **17**: 1–139 [57].
Type data: syntypes AM U268, G2501.
Type locality: Port Jackson, NSW.
- Molgula godeffroyi*** Michaelsen, W. (1908). Die Molguliden des Naturhistorischen Museums zu Hamburg. *Mitt. Zool. Mus. Hamburg* **25**(2): 117–152 [142].
Type data: holotype ZMH*.
Type locality: Bowen, QLD.
- Molgula mortoni*** Kesteven, H.L. (1909). Studies on Tunicata no. 1. *Proc. Linn. Soc. N.S.W.* **34**: 276–295 [289].
Type data: holotype AM U559.
Type locality: Hobart, 14–40 m, TAS.
- Molgula batemani*** Kott, P. (1952). Ascidiæ of Australia. 1. Stolidobranchiata and Phlebobranchiata. *Aust. J. Mar. Freshwat. Res.* **3**(3): 206–333 [296].
Type data: syntypes AM Y789, Y1884.
Type locality: piles and ship's hull, Fremantle Harbour, WA.
Taxonomic decision for synonymy: Kott, P. (1985). The Australian Ascidiacea Pt 1, Phlebobranchia and Stolidobranchia. *Mem. Queensl. Mus.* **23**: 1–440 [374]; Kott, P. (1998). Tunicata. pp. 51–259 in Wells, A. & Houston, W.W.K. (eds) *Zoological Catalogue of Australia*. Hemichordata, Tunicata, Cephalochordata. Melbourne: CSIRO Publishing, Australia Vol. 34 298 pp. [173] (*Ascopera nana*; see also *Ascidia tumulus* Quoy & Gaimard, 1834 under *Species Inquirendae* p.250.).
Distribution: Singapore, Hong Kong; circum-australian, QLD, NSW, VIC, TAS, SA, WA, NT, Gulf of Siam.
Ecology: benthic, marine.
- Molgula incidata*** Kott, 1985
- Molgula incidata*** Kott, P. (1985). The Australian Ascidiacea Pt 1, Phlebobranchia and Stolidobranchia. *Mem. Queensl. Mus.* **23**: 1–440 [377].
Type data: holotype QM GH1806, paratype(s) QM GH1807.
Type locality: Mission Beach, QLD.
Distribution: New Caledonia, Norfolk Island, QLD (NE coast, SE oceanic).
Ecology: benthic, marine, viviparous; epibiont on *Ascidia* sp., intertidal on rubble.
- Molgula malvinensis*** Ärnäck., 1938
- Molgula malvinensis*** Ärnäck-Christie-Linde, A. (1938). Ascidiacea. *Further zool. Results Swed. Antarct. Exped. 1901–1* **3**(4): 1–54 [5].
Type data: syntypes NHRM 1499*.
Type locality: Falkland Is., Subantarctic.
- Molgula spiralis*** Kott, P. (1954). Tunicata, Ascidiæ. *Rep. B.A.N.Z. Antarct. Res. Exped.* **1**(4): 121–182 [134].
Type data: holotype AM Y1921.
Type locality: Enderby Land, 193 m, Antarctica.
- Molgula herdmani*** Brewin, B.I. (1958). Ascidiæ of New Zealand, Part 11. Ascidiæ of the Stewart Island region. *Trans. R. Soc. N.Z.* **85**(3): 439–453 [451].
Type data: holotype OMNZ*.
Type locality: Stewart Is., New Zealand.
- Molgula bathamae*** Millar, R.H. (1982). The marine fauna of New Zealand. *Mem. N.Z. Oceanogr. Inst.* **85**: 1–117 [91].
Type data: holotype MONZ ASC12*, paratype(s) MONZ ASC11*.
Type locality: continental slope E of Otago, 480 m, South Island, New Zealand [45°56'S 171°00'E].
- Molgula longivascula*** Millar, R.H. (1982). The marine fauna of New Zealand. *Mem. N.Z. Oceanogr. Inst.* **85**: 1–117 [93].
Type data: holotype NZOI H-270*, paratype(s) NZOI P-528*.
Type locality: near Macquarie Is., 91 m, New Zealand [54°36'24"S 158°57'E].
Taxonomic decision for synonymy: Kott, P. (1985). The Australian Ascidiacea Pt 1, Phlebobranchia and Stolidobranchia. *Mem. Queensl. Mus.* **23**: 1–440 [378].
Distribution: New Zealand, VIC (Bass Strait); Antarctica, Subantarctica.
Ecology: benthic, marine.
- Molgula manhattensis*** (DeKay, 1843)
- Ascidia manhattensis*** DeKay, J.E. (1843). Mollusca Part 5. In DeKay, J.E. (ed.) *Natural History of New York*. Albany: New York Assembly vii + 271 pp. [259].
Type data: type status unknown AMNH (depository uncertain, not found).
Type locality: Manhattan Is., New York, USA.
- Molgula sordida*** Stimpson, W. (1852). Several new ascidiæ from the coast of the United States. *Proc. Bost. Soc. Nat. Hist.* **4**: 228–232 [229].
Type data: syntypes (probable) HMN* (whereabouts of other syntype(s) unknown).
Type locality: Charleston Harbour, South Carolina, USA.
Taxonomic decision for synonymy: Van Name, W.G. (1945). The North and South American ascidiæ. *Bull. Am. Mus. Nat. Hist.* **84**: 1–476 [385].
Distribution: Japan, United States of America, California, NSW (Central E coast, Lower E coast), QLD (Central E coast), VIC (Bass Strait); Atlantic coast, USA, Mediterranean.
Ecology: benthic, marine; wharf piles, ships etc, sea grass, sand or muddy substrates in large aggregates, to 30 m, in salinity 11 to over 20 parts/thousand.
Reference: Kott, P. (1985). The Australian Ascidiacea Pt 1, Phlebobranchia and Stolidobranchia. *Mem. Queensl. Mus.* **23**: 1–440 [379].
- Molgula mollis*** Herdman, 1899
- Molgula mollis*** Herdman, W.A. (1898). Note on the Tunicata fauna of Australian seas. *Ann. Mag. Nat. Hist.* **7**(1): 443–450 [444] [*nom. nud.*].
- Molgula sydneyensis*** Herdman, W.A. (1898). Note on the Tunicata fauna of Australian seas. *Ann. Mag. Nat. Hist.* **7**(1): 443–450 [444] [*nom. nud.*].

- Molgula mollis*** Herdman, W.A. (1899). Descriptive catalogue of the Tunicata in the Australian Museum. *Australian Museum, Sydney, Catalogue* **17**: 1–139 [54].
Type data: syntypes AM G12226, G2052.
Type locality: Port Jackson, NSW.
- Molgula sydneyensis*** Herdman, W.A. (1899). Descriptive catalogue of the Tunicata in the Australian Museum. *Australian Museum, Sydney, Catalogue* **17**: 1–139 [55].
Type data: holotype AM U276.
Type locality: Port Jackson, NSW.
- Taxonomic decision for synonymy: Kott, P. (1952). Ascidians of Australia. I. Stolidobranchiata and Phlebobranchiata. *Aust. J. Mar. Freshwat. Res.* **3**(3): 206–333 [298].
- Distribution: NSW (Central E coast, Lower E coast), QLD (Central E coast, NE coast), SA (S Gulfs coast), VIC (Bass Strait).
Ecology: benthic, marine.
- Molgula mortenseni*** Michaelsen, 1922
- Ctenicella mortenseni*** Michaelsen, W. (1922). Ascidiæ Ptychobranchiæ und Diktyobranchiæ von Neuseeland und dem Chatham-Inseln. Papers from Dr. Th. Mortensen's Pacific Expedition 1914–1916, XI. *Vidensk. Meddr. Dansk Naturh. Foren.* **73**: 359–498 [365].
Type data: holotype ZMUC*.
Type locality: Bay of Islands, New Zealand.
- Distribution: New Zealand, VIC (Bass Strait).
Ecology: sand bottom; shell substrate.
- Molgula rima*** Kott, 1972
- Molgula rima*** Kott, P. (1972). Some sublittoral ascidians in Moreton Bay and their seasonal occurrence. *Mem. Queensl. Mus.* **16**(2): 233–260 [250].
Type data: holotype QM G6324, paratypes QM G6023–8, QM G6030–6, QM G6325–7, QM G6037–44.
Type locality: 0.5 mile S of Southwest Rocks, Moreton Bay, 7.7 m, QLD.
- Distribution: QLD (Central E coast).
Ecology: benthic, marine; sand, shell-grit, sandy mud, to 10 m.
Reference: Kott, P. (1985). The Australian Ascidiacea Pt 1, Phlebobranchia and Stolidobranchia. *Mem. Queensl. Mus.* **23**: 1–440.
- Molgula sabulosa*** (Quoy & Gaimard, 1834)
- Ascidea sabulosa*** Quoy, J.R.C. & Gaimard, J.P. (1834). Zoologie, Mollusques pp. 559–626. in, *Voyages de découvertes de l'Astrolabe 1826–1829*, Vol. 3. Paris : Pilet Ainé. [614].
Type data: syntypes MNHP S3 MOL.A 178–181.
Type locality: Westernport, VIC.
- Caesira parasitica*** Macdonald, J.D. (1859). On the anatomical characters of three Australian species of Tunicata referable to Savigny's subgenus *Caesira*. *Trans. Linn. Soc. Lond.* **22**: 367–371 [367].
Type data: type status unknown.
Type locality: King George's Sound, Albany, WA.
- Molgula nodosa*** Hartmeyer, R. (1922). Miscellanea Ascidiologica. *Mitt. Zool. Mus. Berl.* **10**: 299–323 [304].
Type data: syntypes (probable) ZMB 3827, 3728*.
Type locality: Cottesloe Beach, WA.
- Molgula janis*** Kott, P. (1952). Ascidiens of Australia. I. Stolidobranchiata and Phlebobranchiata. *Aust. J. Mar. Freshwat. Res.* **3**(3): 206–333 [295].
Type data: syntypes AM Y792, Y1891.
Type locality: Victor Harbour, west side of Granite Is., SA.
Taxonomic decision for synonymy: Kott, P. (1985). The Australian Ascidiacea Pt 1, Phlebobranchia and Stolidobranchia. *Mem. Queensl. Mus.* **23**: 1–440 [386].
- Distribution: SA (Great Australian Bight, S Gulfs coast), VIC (Bass Strait), WA (Lower W coast, SW coast).
Ecology: benthic, marine.
- Molgula sphaera*** Kott, 1972
- Molgula sphaera*** Kott, P. (1972). Some sublittoral ascidians in Moreton Bay and their seasonal occurrence. *Mem. Queensl. Mus.* **16**(2): 233–260 [251].
Type data: holotype QM G6319, paratype(s) QM G6081–4, G6318.
Type locality: 0.5 mile S of Southwest Rocks, Moreton Bay, QLD.
- Molgula discogona*** Millar, R.H. (1975). Ascidiens from the Indo-West Pacific region in the Zoological Museum, Copenhagen (Tunicata, Ascidiacea). *Steenstrupia* **3**(20): 205–336 [325].
Type data: holotype ZMUC 12.xii.1906*.
Type locality: Singapore.
- Taxonomic decision for synonymy: Kott, P. (1985). The Australian Ascidiacea Pt 1, Phlebobranchia and Stolidobranchia. *Mem. Queensl. Mus.* **23**: 1–440 [388].
- Distribution: Singapore, QLD (Central E coast), WA (SW coast).
Ecology: benthic, marine; sand, shell-grit and sandy mud, to 10 m.
- Pareugyrioides*** Hartmeyer, 1914
- Pareugyrioides*** Hartmeyer, R. (1914). Diagnosen einiger neuer Molgulidae aus der Sammlung des Berliner Museums nebst Bemerkungen über die Systematik und Nomenklatur dieser Familie. *Sber. Ges. Naturf. Freunde Berl.* **1914**: 1–27 [22].
Type species: *Eugyrioides dalli* Ritter, 1913 by original designation.
- Extralimital distribution: Antarctic Region; north, tropical west Pacific Ocean. See: Kott, P. (1985). The Australian Ascidiacea Pt 1, Phlebobranchia and Stolidobranchia. *Mem. Queensl. Mus.* **23**: 1–440.
- Pareugyrioides exigua*** (Kott, 1972)
- Molgula exigua*** Kott, P. (1972). Some sublittoral ascidians in Moreton Bay and their seasonal occurrence. *Mem. Queensl. Mus.* **16**(2): 233–260 [249].
Type data: holotype QM 5990, paratype(s) QM 5993–8, 6000–19, 6021–2, 6323.
Type locality: 0.5 miles S of Southwest Rocks, Moreton Bay, 7.7 m, QLD.

MOLGULIDAE

Eugyra flabelligona Millar, R.H. (1975). Ascidians from the Indo-West Pacific region in the Zoological Museum, Copenhagen (Tunicata, Ascidiacea). *Steenstrupia* **3**(20): 205–336 [328].

Type data: holotype ZMUC 5.iv.29*.

Type locality: Bali Strait, 70 m, Indonesia [8°23'S 114°29'E].

Taxonomic decision for synonymy: Kott, P. (1985). The Australian Ascidiacea Pt 1, Phlebobranchia and Stolidobranchia. *Mem. Queensl. Mus.* **23**: 1–440 [394].

Distribution: Indonesia, QLD (Central E coast), VIC (Bass Strait).

Ecology: benthic, marine; sand and shell-grit, to 10 m.

PYURIDAE

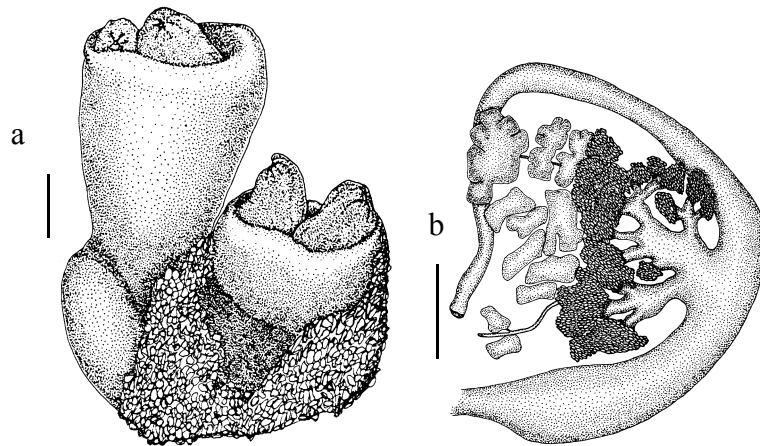


Fig. 21. *Pyrua* spp.: **a**, *Pyrua stolonifera* (Heller, 1878), external appearance; **b**, *Pyrua abradata* Kott, 1985, gut with arborescent liver, and gonad. (Scale bars: a = 10.0 mm; b = 5.0 mm). [from Kott 1985]

The family Pyuridae Hartmeyer, 1908 contains robust species with tough fibrous tests, branched branchial tentacles, more than four branchial folds on each side of the body and usually a single gonad on each side (although often it is lobed or partially divided along its length). Glandular folds, lobes and sometimes branched diverticula from the pyloric region of the gut wall are particularly elaborate. The body muscles are strong, the bands radiating out from each of the siphons and crossing one another over the sides of the body. These muscle bands usually form an almost continuous coat.

Siphonal and test armature such as spines, bristles and scale-like thickenings often occur in the surface test, as well as hair and root-like extensions of the test that adhere to sand and other foreign particles creating a coating around the outside of the test, and/or forming a firm attachment in sediments or on hard substrates. In some species, the hard test forms a long, narrow stalk from the anterior end of the body which holds it above the substrate and enables it to move with surge or currents, always presenting the incurrent aperture to the on-coming current to enhance the ciliary feeding capacity (Kott 1989). At the same time, the excurrent aperture is pointed in the opposite direction, expelling the waste products and gametes into the passing stream of water. Many species (e.g. those of *Pyrua* and *Herdmania*) have calcareous spicules embedded in the test.

Pyuridae are represented in Australian waters by the diverse shallow water genera, namely, *Pyrua* Molina, 1782 (26 species, with dorsal languets and an arborescent liver) and *Microcosmus* Heller, 1877 (11 species, with dorsal lamina). In addition, five of the less diverse genera are each represented by one or two species: *Hartmeyeria* Ritter, 1913 (one species), *Halocynthia* Verrill & Rathbun, 1879 (two species), *Herdmania* Lahille, 1888 (two species), and *Claudenus* (*nom. nov.* for *Ctenicella* Kott, 1972; one species) and *Ctenyura* Van Name, 1918 (two species). *Boltenia* Savigny, 1816 is the only well known genus from continental shelf locations recorded from Indonesia as well as the Northern Hemisphere that has not been reported from Australia.

References

- Hartmeyer, R. (1908). Zur Terminologie der Familien und Gattungen der Ascidien. *Zool. Anln.* **3**: 1–63
- Heller, C. (1877). Untersuchungen über die Tunicaten des Adriatischen und Mittelmeeres (3). *Denkschr. Akad. Wiss. Wien* **37**(1): 241–275
- Kott, P. (1972). The ascidians of South Australia I. Spencer Gulf, St Vincent Gulf and Encounter Bay. *Trans. R. Soc. S. Aust.* **96**(1): 1–52
- Kott, P. (1989). Form and function in the Ascidiacea. *Bull. Mar. Sci* **45**: 253–276
- Lacaze-Duthiers, F.J.H. (1877). Histoire des ascidies simples des côtes de France Pt 2. *Arch. Zool. Exp. Gén.* **6**: 457–676
- Lahille, F. (1888). Etude systématique des tuniciers. *Compt. Rend. Ass. Fr. Avanc. Sci.* **1887**(2): 667–677
- Molina, G.I. (1782). *Animali de Chili. In, Saggio sulla storia naturale de Chili*. Bologna : Stamperia di S. Tomaso d'Aquino 2 1810th Edn 367 pp.
- Ritter, W.E. (1913). The simple ascidians from the north-eastern Pacific in the collection of the United States National Museum. *Proc. U. S. Natl. Mus.* **45**: 427–505
- Savigny, J.C. (1816). Recherches anatomiques sur les ascidies composées et sur les ascidies simples—Système de la classe des Ascidies pp. 1–239. *In Mémoires sur les Animaux sans Vertèbres*, Pt 2. Paris : G. Dufour.
- Van Name, W.G. (1918). Ascidians from the Philippines and adjacent waters. *Bull. U.S. Natl Mus.* **100**(1): 49–174
- Verrill, A.E. & Rathbun, R. (1879). List of marine invertebrata from the New England coast distributed by the U.S. Commission of Fish and Fisheries, ser. 1. *Proc. U. S. Natl. Mus.* **2**: 231–232

Claudenus Kott, 1998

Ctenicella Kott, P. (1972). The ascidians of South Australia I. Spencer Gulf, St Vincent Gulf and Encounter Bay. *Trans. R. Soc. S. Aust.* **96**(1): 1–52 [44] [junior homonym of *Ctenicella* Lacaze-Duthiers, 1877].
Type species: *Ctenicella antipoda* Kott, 1972 by subsequent designation, see Kott, P. (1998). Tunicata. pp. 51–259 in Wells, A. & Houston, W.W.K. (eds) *Zoological Catalogue of Australia*. Hemichordata, Tunicata, Cephalochordata. Melbourne : CSIRO Publishing, Australia Vol. 34 298 pp. [177].

Claudenus Kott, P. (1998). Tunicata. pp. 51–259 in Wells, A. & Houston, W.W.K. (eds) *Zoological Catalogue of Australia*. Hemichordata, Tunicata, Cephalochordata. Melbourne : CSIRO Publishing, Australia Vol. 34 298 pp. [177] [*nom. nov.* for *Ctenicella* Kott, 1972].

Extralimital distribution: known only from type species.

Claudenus antipodus (Kott, 1972)

Ctenicella antipoda Kott, P. (1972). The ascidians of South Australia I. Spencer Gulf, St Vincent Gulf and Encounter Bay. *Trans. R. Soc. S. Aust.* **96**(1): 1–52 [44].
Type data: holotype SAMA E877.
Type locality: off Yankalilla Bay, 12–20 m, SA.

Distribution: SA (S Gulfs coast).
Ecology: benthic, marine; to 20 m.
Reference: Kott, P. (1985). The Australian Ascidiacea Pt 1, Phlebobranchia and Stolidobranchia. *Mem. Queensl. Mus.* **23**: 1–440.

Ctenyura Van Name, 1918

Ctenyura Van Name, W.G. (1918). Ascidians from the Philippines and adjacent waters. *Bull. U.S. Natl Mus.* **100**(1): 49–174 [71].
Type species: *Ctenyura intermedia* Van Name, 1918 by monotypy.

Extralimital distribution: tropical west Pacific Ocean. See: Kott, P. (1985). The Australian Ascidiacea Pt 1, Phlebobranchia and Stolidobranchia. *Mem. Queensl. Mus.* **23**: 1–440.

***Ctenyura tetraplexa* Kott, 1985**

Ctenyura tetraplexa Kott, P. (1985). The Australian Ascidiacea Pt 1, Phlebobranchia and Stolidobranchia. *Mem. Queensl. Mus.* **23**: 1–440 [334].

Type data: holotype ZMUC, paratype(s) ZMUC.

Type locality: off Cape Howe, 60–100 m, VIC [37°05'S 150°05'E].

Distribution: VIC (Bass Strait); known only from type locality.

Ecology: benthic, marine; 60–100 m.

***Ctenyura tortuosa* Kott, 1985**

Ctenyura tortuosa Kott, P. (1985). The Australian Ascidiacea Pt 1, Phlebobranchia and Stolidobranchia. *Mem. Queensl. Mus.* **23**: 1–440 [336].

Type data: holotype NMV H379, paratypes NMV H740, NMV F51564.

Type locality: Bass Strait, 84 m, VIC [29°01'S 143°22'06"E].

Distribution: VIC (Bass Strait); known only from type locality.

Ecology: benthic, marine.

***Culeolus* Herdman, 1881**

Culeolus Herdman, W.A. (1881). Preliminary report on the Tunicata of the *Challenger* Expedition. Cynthiidae, Molgulidae. *Proc. R. Soc. Edinb.* **11**(3): 52–88 [82].

Type species: *Culeolus murrayi* Herdman, 1882 by subsequent designation, see Herdman, W.A. (1882). Report on the Tunicata collected during the voyage of H.M.S. *Challenger* during the years 1873–1876. Pt I, Ascidiaceae simplices. *Zool. Chall. Exped.* **6**(17): 1–296 [91].

***Culeolus herdmani* Sluiter, 1904**

Culeolus herdmani Sluiter, C.P. (1904). Die Tunicaten der Siboga-Expedition. Pt. I, Die sozialen und holosomen Ascidiaceen. *Siboga Exped.* **56A**: 1–126 [105].

Type data: syntypes ZMA TU 397.1-4*.

Type locality: 0°23.8'N 127°29'E, 472 m, channel between Makjan and Halmahera; 5°28.4'S 132°0.2'E, 204 m; 7°35.4'S 117°28.6'E, 521 m; 10°27.9'S 123°28.7'E, 216 m, Indonesia.

Distribution: Philippines, Indonesia, New Caledonia, WA (NW coast); Sea of Japan.

Ecology: benthic, marine; 200–1,700 m depth.

Reference: Kott, P. (2002). *Culeolus herdmani* Sluiter, 1904 (Ascidiacea, Tunicata) from the north-western Australian continental slope with an overview of the genus. *Rec. West. Aust. Mus.* **21**: 63–70.

***Halocynthia* Verrill, 1879**

Tethyum Bohadsch, J.B. (1761). *Bohadsch dequibusdam Animalibus marinis eorumque protietatibus liber. cap. vii (De Tethys)*, pp. 128–135 pl. x fig. 1–6 Dresden. [130] [senior homonym suppressed in favour of *Halocynthia*

Verrill, 1879, see Melville, R.V. (1981). Opinion 1182. Tethyidae in Mollusca, Porifera and Tunicata: Removal of homonymy. *Bull. Zool. Nomencl.* **38**(3): 174–177; Hartmeyer, R. (1915). Ascidiarum nomina conservanda. pp. 247–258 in Apstein, C. Nomina Conservanda. *Sber. Ges. Naturf. Freunde Berl.* **1915b**: 247–258; Hartmeyer, R., Michaelsen, W. & Sluiter, C.P. (1915). Tunicata. Ascidiaceae. In, Apstein, C. Nomina Conservanda. *Sber. Ges. Naturf. Freunde Berl.* **1915**: 185–186].

Type species: *Tethyum papillosum* Gunnerus, 1765 by subsequent designation, see Huntsman, A.G. (1912). Ascidiaceae from the coasts of Canada. *Trans. R. Can. Inst.* **9**: 111–148 [135].

Halocynthia Verrill, A.E. (1879). Contributions to the natural history of Arctic America, made in connection with the Howgate Polar Expedition, 1877–78. Molluscoids. *Bull. U.S. Natl. Mus.* **15**: 147–150 [147] [*nomen conservandum*, see Melville, R.V. (1981). Opinion 1182. Tethyidae in Mollusca, Porifera and Tunicata: Removal of homonymy. *Bull. Zool. Nomencl.* **38**(3): 174–177; Hartmeyer, R. (1915). Ascidiarum nomina conservanda. pp. 247–258 in Apstein, C. Nomina Conservanda. *Sber. Ges. Naturf. Freunde Berl.* **1915b**: 247–258; Hartmeyer, R., Michaelsen, W. & Sluiter, C.P. (1915). Tunicata. Ascidiaceae. In, Apstein, C. Nomina Conservanda. *Sber. Ges. Naturf. Freunde Berl.* **1915**: 185–186].

Type species: *Tethyum papillosum* Gunnerus, 1765 by subsequent designation, see Huntsman, A.G. (1912). Ascidiaceae from the coasts of Canada. *Trans. R. Can. Inst.* **9**: 111–148 [135].

Extralimital distribution: north Pacific Ocean to California and Japan, north Atlantic Ocean, Mediterranean Sea, Red Sea, Indian Ocean. See: Hartmeyer, R. (1923). Ascidiaceae, part I. Zugleich eine Übersicht über die Arktische und boreale Ascidiaceenfauna auf tiergeographischer Grundlage. *Ingolf-Exped.* **2**(6): 1–365; Harant, H. (1929). Ascidiaceae provenant des croisières du Prince Albert Ier de Monaco. *Résultats de Campagnes Scientifique accomplies (Monaco)* **75**: 1–110; Van Name, W.G. (1945). The North and South American ascidiaceans. *Bull. Am. Mus. Nat. Hist.* **84**: 1–476; Millar, R.H. (1962). Further descriptions of South African ascidiaceans. *Ann. S. Afr. Mus.* **56**(7): 113–221; Kott, P. (1985). The Australian Ascidiaceae Pt 1, Phlebobranchia and Stolidobranchia. *Mem. Queensl. Mus.* **23**: 1–440; Nishikawa, T. (1991). The ascidiaceans of the Japan Sea. II. *Publ. Seto Mar. Biol. Lab. Kyoto Univ.* **35**(1–3): 26–170.

***Halocynthia dumosa* (Stimpson, 1855)**

Cynthia dumosa Stimpson, W. (1855). Tunicata in descriptions of some new marine invertebrates. *Proc. Acad. Nat. Sci. Phila.* **7**: 387–388 [388].

Type data: type status unknown USNM (depository uncertain, not found).

Type locality: Port Jackson, NSW.

Cynthia hispida Herdman, W.A. (1881). Preliminary report on the Tunicata of the *Challenger* Expedition. Cynthiidae, Molgulidae. *Proc. R. Soc. Edinb.* **11**(3): 52–88 [61].

Type data: type status unknown BMNH (depository uncertain, not found).

Type locality: Bass Strait, VIC.

Cynthia crinitistellata Herdman, W.A. (1898). Note on the Tunicata fauna of Australian seas. *Ann. Mag. Nat. Hist.* 7(1): 443–450 [445] [*nom. nud.*].

Cynthia crinitistellata Herdman, W.A. (1899). Descriptive catalogue of the Tunicata in the Australian Museum. *Australian Museum, Sydney, Catalogue* 17: 1–139 [34].

Type data: syntypes AM U273 (G2068), AM G12230.

Type locality: Port Jackson, NSW.

Taxonomic decision for synonymy: Kott, P. (1998). Tunicata. pp. 51–259 in Wells, A. & Houston, W.W.K. (eds) *Zoological Catalogue of Australia*. Hemichordata, Tunicata, Cephalochordata. Melbourne: CSIRO Publishing, Australia Vol. 34 298 pp. [178] (based on Kott, P. (1985). The Australian Ascidiacea Pt 1, Phlebobranchia and Stolidobranchia. *Mem. Queensl. Mus.* 23: 1–440 [342]).

Distribution: Sri Lanka, NSW (Lower E coast), QLD (NE coast), SA (S Gulfs coast), TAS (Bass Strait, Tas. coast), VIC (Bass Strait).

Ecology: benthic, marine.

Halocynthia papillosa (Gunnerus, 1765)

Tethyum coriaceum Bohadsch, J.B. (1761). *Bohadsch dequibusdam Animalibus marinis eorumque protietatibus liber. cap. vii (De Tethys)*, pp. 128–135 pl. x fig. 1–6 Dresden. [senior synonym suppressed in favour of *Tethyum papillosum* Gunnerus, 1765, see Hartmeyer, R., Michaelsen, W. & Sluiter, C.P. (1915). Tunicata. Ascidae. In, Apstein, C. Nomina Conservanda. *Sber. Ges. Naturf. Freunde Berl.* 1915: 185–186.].

Type data: type status unknown.

Type locality: Mediterranean.

Tethyum papillosum Gunnerus, J.E. (1765). Söe-Pungen (*Tethyum sociabile*) fulständige beskreven. *Trondhj. Selsk. Skrift.* 3: 81–102 [100] [Translated 1767: Vollständige Beschreibung des Seebeutels. *Drontheim Gesellsh. Shrift* 3: 69 [100]].

Type data: type status unknown.

Type locality: Mediterranean.

Ascidia rustica Risso, A. (1826). *Histoire naturelle des principales productions de l'Europe méridionale*. Vol. 4. Paris & Strasbourg pp. 273–285. [274] [as *Ascidea rustica*; junior homonym of *Ascidia rustica* Linnaeus, 1767 (= *Styela rustica* (Linnaeus, 1767))].

Type data: type status and whereabouts unknown.

Type locality: Europe méridionale.

Taxonomic decision for synonymy: Hartmeyer, R. (1909). Ascidiens (continuation of work by Seeliger). pp. 1281–1488 in Bronn, H.G. *Klassen und Ordnungen des Tier-Reichs*. Leipzig: C.F. Winter Vol. 3, suppl. pts 81–87 [1340]; Huntsman, A.G. (1912). Ascidiens from the coasts of Canada. *Trans. R. Can. Inst.* 9: 111–148 [135].

Distribution: New Caledonia, NSW (SE oceanic), QLD (Great Barrier Reef, SE oceanic); Atlantic coast of France, Mediterranean Sea.

Ecology: benthic, marine; coralline algae, sand and shell grit, coral debris, 13 m (Heron Is.).

References: Kott, P. (1985). The Australian Ascidiacea Pt 1, Phlebobranchia and Stolidobranchia. *Mem. Queensl. Mus.* 23: 1–440 [344]; Kott, P. (1990). The Australian Ascidiacea, Phlebobranchia and Stolidobranchia, supplement. *Mem. Queensl. Mus.* 29(1): 267–298 [288].

Hartmeyeria Ritter, 1913

Hartmeyeria Ritter, W.E. (1913). The simple ascidians from the north-eastern Pacific in the collection of the United States National Museum. *Proc. U. S. Natl. Mus.* 45: 427–505 [461]. Type species: *Hartmeyeria triangularis* Ritter, 1913 by original designation.

Ectorchis Huntsman, A.G. (1922). The ascidian family Caesiridae. *Trans. R. Soc. Canada (3)* 16: 211–234 [222].

Type species: *Caesira hupferi* Michaelsen, 1908 by original designation.

Taxonomic decision for synonymy: Monniot, C. & Monniot, F. (1976). Les ascidies de la côte du Mozambique. *Rev. Zool. Afr.* 90(2): 357–393 [380].

Extralimital distribution: north Pacific Ocean, Gulf of Aden, west and east coast of Africa, west Pacific Ocean (China and Japan). See: Kott, P. (1985). The Australian Ascidiacea Pt 1, Phlebobranchia and Stolidobranchia. *Mem. Queensl. Mus.* 23: 1–440 [362].

Hartmeyeria formosa Herdman, 1881

Hartmeyeria formosa Herdman, W.A. (1881). Preliminary report on the Tunicata of the Challenger Expedition. Cynthiidae, Molgulidae. *Proc. R. Soc. Edinb.* 11(3): 52–88 [58].

Type data: holotype BMNH 1887.2.4.51.

Type locality: Torres Strait.

Cynthia spinifera Herdman, W.A. (1898). Note on the Tunicata fauna of Australian seas. *Ann. Mag. Nat. Hist.* 7(1): 443–450 [445] [*nom. nud.*].

Cynthia spinifera Herdman, W.A. (1899). Descriptive catalogue of the Tunicata in the Australian Museum. *Australian Museum, Sydney, Catalogue* 17: 1–139 [32] [junior homonym of *Ascidia spinifera* Quoy & Gaimard, 1834 = *Pyura spinifera* (Quoy & Gaimard, 1834)].

Type data: holotype AM G2067.

Type locality: Port Jackson, NSW.

Microcosmus acanthifera Hartmeyer, R. (1909). Ascidiens (continuation of work by Seeliger). pp. 1281–1488 in Bronn, H.G. *Klassen und Ordnungen des Tier-Reichs*. Leipzig: C.F. Winter Vol. 3, suppl. pts 81–87 [1341] [unnecessary *nom. nov.* for *Cynthia spinifera* Herdman, 1899].

Taxonomic decision for synonymy: Kott, P. (1985). The Australian Ascidiacea Pt 1, Phlebobranchia and Stolidobranchia. *Mem. Queensl. Mus.* 23: 1–440 [363].

Distribution: NSW (Central E coast, Lower E coast), QLD (Central E coast, NE coast), TAS (Bass Strait), VIC (Bass Strait).

Ecology: benthic, marine; to 95 m.

Reference: Kott, P. (1990). The Australian Ascidiacea, Phlebobranchia and Stolidobranchia, supplement. *Mem. Queensl. Mus.* 29(1): 267–298.

Herdmania Lahille, 1888

Herdmania Lahille, F. (1888). Etude systématique des tuniciers. *Compt. Rend. Ass. Fr. Avanc. Sci.* **1887**(2): 667–677 [677].

Type species: *Cynthia momus* Savigny, 1816 by original designation.

Rhabdocynthia Herdman, W.A. (1891). A revised classification of the Tunicata, with definitions of the orders, sub-orders, families, sub-families and genera, and analytical keys to the species. *J. Linn. Soc. Lond. Zool.* **23**: 558–652 [575].

Type species: none designated; originally included nominotypical species: *Rhabdocynthia complanata* Herdman, 1882; *Rhabdocynthia pallida* Heller, 1878; *Rhabdocynthia papietensis* Herdman, 1892; *Rhabdocynthia subfusca* Herdman, 1891; *Rhabdocynthia tenuis* Herdman, 1891.

Taxonomic decision for synonymy: Van Name, W.G. (1945). The North and South American ascidians. *Bull. Am. Mus. Nat. Hist.* **84**: 1–476 [341].

Extralimital distribution: Australian Region; pantropical. See: Kott, P. (1985). The Australian Ascidiacea Pt 1, Phlebobranchia and Stolidobranchia. *Mem. Queensl. Mus.* **23**: 1–440.

Herdmania fimbriae Kott, 2002

Herdmania fimbriae Kott, P. (2002). The genus *Herdmania* Lahille, 1888 (Tunicata) in Australian waters. *J. Linn. Soc. London Zool.* **134**: 359–374 [361].

Type data: holotype SAMA E2892, paratype(s) SAMA E2891.

Type locality: Point Turton jetty on piles and weed, 3–4 m, SA.

Distribution: QLD (NE coast), SA (Great Australian Bight, S Gulfs coast), TAS (Tas. coast).

Ecology: benthic, marine.

Herdmania grandis (Heller, 1878)

Cynthia grandis Heller, C. (1878). Beiträge zur nähern Kenntnis der Tunicaten. *Sber. Akad. Wiss. Wien* **77**(1): 83–109 [97].

Type data: holotype ZMH*.

Type locality: Port Jackson, NSW.

Cynthia complanata Herdman, W.A. (1882). Report on the Tunicata collected during the voyage of H.M.S. *Challenger* during the years 1873–1876. Pt I, Ascidiæ simplices. *Zool. Chall. Exped.* **6**(17): 1–296 [145].

Type data: holotype BMNH*.

Type locality: Port Jackson, NSW.

Microcosmus julinii Drasche, R. von (1884). Ueber einige neue und weniger gekannte aussereuropäische einfache Ascidien. *Denkschr. Akad. Wiss. Wien* **48**: 369–387 [371].

Type data: type status and whereabouts unknown*.

Type locality: Port Jackson, NSW.

Microcosmus draschii Herdman, W.A. (1891). A revised classification of the Tunicata, with definitions of the orders, sub-orders, families, sub-families and genera, and analytical keys to the species. *J. Linn. Soc. Lond. Zool.* **23**: 558–652 [575].

Type data: holotype AM U138.

Type locality: Port Stephens, NSW.

Herdmania armata Monniot, F. & Monniot, C. (2001). Ascidiens from the tropical western Pacific. *Zoosystema* **23**(2): 201–383 [337].

Type data: holotype MNHP S2 HER 20.

Type locality: 10–18 m, Nivani, Papua New Guinea [10°47.46'S 152°33.08'E].

Taxonomic decision for synonymy: Kott, P. (2002). The genus *Herdmania* Lahille, 1888 (Tunicata) in Australian waters. *J. Linn. Soc. London Zool.* **134**: 359–374 [363–365].

Distribution: Papua New Guinea, NSW (Central E coast, Lower E coast), QLD (Central E coast, NE coast), SA (Great Australian Bight, S Gulfs coast), TAS (Tas. coast), VIC (Bass Strait), WA (Central W coast, Lower W coast, NW coast, SW coast).

Ecology: benthic, marine.

Herdmania mentula Kott, 2002

Herdmania mentula Kott, P. (2002). The genus *Herdmania* Lahille, 1888 (Tunicata) in Australian waters. *J. Linn. Soc. London Zool.* **134**: 359–374 [365].

Type data: holotype WAM Z11771, paratype(s) WAM Z11759.

Type locality: Mary Anne Passage, 27 m, NW Australia [21°15'S 115°50'E].

Distribution: WA (Central W coast, Lower W coast, NW coast).

Ecology: benthic, marine.

Herdmania momus (Savigny, 1816)

Cynthia momus Savigny, J.C. (1816). Recherches anatomiques sur les ascidies composées et sur les ascidies simples—Système de la classe des Ascidies pp. 1–239. *In Mémoires sur les Animaux sans Vertèbres*, Pt 2. Paris : G. Dufour. [143].

Type data: type status unknown MNHP (depository uncertain, not found).

Type locality: Red Sea.

Cynthia papietensis Herdman, W.A. (1882). Report on the Tunicata collected during the voyage of H.M.S. *Challenger* during the years 1873–1876. Pt I, Ascidiæ simplices. *Zool. Chall. Exped.* **6**(17): 1–296 [143].

Type data: holotype BMNH*.

Type locality: Tahiti.

Herdmania momus curvata Kott, P. (1952). Ascidiens of Australia. 1. Stolidobranchiata and Phlebobranchiata. *Aust. J. Mar. Freshwat. Res.* **3**(3): 206–333 [143] [as *Herdmania momus* var. *curvata*].

Type data: holotype AM Y1811.

Type locality: Northwest Is., Capricorn Group, Great Barrier Reef, QLD.

Herdmania contorta Monniot, C. (1992). Ascidiens de Nouvelle-Calédonie XI. Phlebobranches et Stolidobranches du Plateau des Chesterfield. *Bull. Mus. Natl. Hist. Nat. Paris* (**4**)**14A**(1): 3–22 [18].

Type data: holotype MNHP 52 HERI*.

Type locality: Bampton Is., Chesterfield IIs, New Caledonia.

Taxonomic decision for synonymy: Michaelsen, W. (1918). *Ascidia Ptychobranchia* und *Dictyobranchia* des Roten Meeres. Expedition Schiff *Pola* in das Rote Meer, nördliche und südliche Hälfte 1895/1896–1897/1898. *Zoologische Ergebnisse* **32**: 1–120 3 pls [30]; Kott, P. (2002). The genus *Herdmania* Lahille, 1888 (Tunicata) in Australian waters. *J. Linn. Soc. London Zool.* **134**: 359–374 [366].

Distribution: Philippines, Indonesia, French Polynesia, Fiji, QLD (Central E coast, Great Barrier Reef); Coral Sea Plateau, Indian Ocean, Red Sea.

Ecology: benthic, marine; to 100 m.

Reference: Kott, P. (2002). The genus *Herdmania* Lahille, 1888 (Tunicata) in Australian waters. *J. Linn. Soc. London Zool.* **134**: 359–374 [366].

Herdmania pallida (Heller, 1878)

Cynthia pallida Heller, C. (1878). Beiträge zur nähern Kenntnis der Tunicaten. *Sber. Akad. Wiss. Wien* **77**(1): 83–109 [96].

Type data: syntypes (probable) ZMH* (depository uncertain).

Type locality: Mauritius, Palau IIs, Tahiti.

Rhabdocynthia ceylonica Herdman, W.A. (1906). Report on the Tunicata. *Ceylon Pearl Oyster Fisheries Suppl. Rept.* **39**: 295–348 [309].

Type data: holotype BMNH*.

Type locality: Sri Lanka.

Taxonomic decision for synonymy: Kott, P. (2002). The genus *Herdmania* Lahille, 1888 (Tunicata) in Australian waters. *J. Linn. Soc. London Zool.* **134**: 359–374 [369–372].

Distribution: Japan, Taiwan, Philippines, Indonesia, Palau, Hawaii, Fiji, South Africa, QLD (NE coast), WA (Central W coast, Lower W coast, NW coast); also west Indian Ocean, south China Sea, Tahiti, Arafura Sea.

Ecology: benthic, marine.

Microcosmus Heller, 1877

Microcosmus Heller, C. (1877). Untersuchungen über die Tunicaten des Adriatischen und Mittelmeeres (3). *Denkschr. Akad. Wiss. Wien* **37**(1): 241–275 [243].

Type species: *Ascidia sulcatus* Coquebert, 1797 (= *Microcosmus vulgaris* Heller, 1877) by subsequent designation; see Hartmeyer, R. (1923). *Ascidacea*, part I. Zugleich eine Übersicht über die Arktische und boreale Ascidienfauna auf tiergeographischer Grundlage. *Ingolf-Exped.* **2**(6): 1–365 [177].

Extralimital distribution: pantropical, western Europe to Adriatic Sea, N Atlantic. See: Hartmeyer, R. (1923). *Ascidacea*, part I. Zugleich eine Übersicht über die Arktische und boreale Ascidienfauna auf tiergeographischer Grundlage. *Ingolf-Exped.* **2**(6): 1–365; Van Name, W.G. (1945). The North and South American ascidians. *Bull. Am. Mus. Nat. Hist.* **84**: 1–476; Berrill, N.J. (1950). The Tunicata. *Ray Soc. Publ.* **133**: 1–354; Millar, R.H. (1962). Further descriptions of South African ascidians. *Ann. S. Afr. Mus.* **56**(7): 113–221; Kott, P. (1985). The Australian

Ascidacea Pt 1, Phlebobranchia and Stolidobranchia. *Mem. Queensl. Mus.* **23**: 1–440; Nishikawa, T. (1991). The ascidians of the Japan Sea. II. *Publ. Seto Mar. Biol. Lab. Kyoto Univ.* **35**(1–3): 26–170.

Microcosmus australis Herdman, 1899

Microcosmus australis Herdman, W.A. (1898). Note on the Tunicata fauna of Australian seas. *Ann. Mag. Nat. Hist.* **7**(1): 443–450 [444] [*nom. nud.*].

Microcosmus australis Herdman, W.A. (1899). Descriptive catalogue of the Tunicata in the Australian Museum. *Australian Museum, Sydney, Catalogue* **17**: 1–139 [23].

Type data: syntypes AM G2060.

Type locality: Port Jackson, NSW.

Microcosmus ramsayi Herdman, W.A. (1899). Descriptive catalogue of the Tunicata in the Australian Museum. *Australian Museum, Sydney, Catalogue* **17**: 1–139 [25].

Type data: syntypes AM G2061.

Type locality: Port Jackson, NSW.

Taxonomic decision for synonymy: Hartmeyer, R. & Michaelsen, W. (1928). *Ascidiae Diktyobranchiae und Ptychobranchiae*. *Fauna Südwest-Aust.* **5**: 251–460 [404].

Distribution: NSW (Central E coast, Lower E coast), NT (Gulf of Carpentaria), QLD (Central E coast, NE coast), VIC (Bass Strait), WA (Central W coast, Lower W coast).

Ecology: benthic, marine.

Microcosmus curvus Tokioka, 1954

Microcosmus curvus Tokioka, T. (1954). Contributions to Japanese ascidian fauna VII. Invertebrate fauna of the intertidal zone of the Tokara Islands. VII Ascidians. *Publ. Seto Mar. Biol. Lab. Kyoto Univ.* **3**(3): 239–264 [263].

Type data: syntypes SMBL 142, TK88*.

Type locality: Takarazima, Tokara IIs, Japan.

Microcosmus bitunicatus Monniot, F. & Monniot, C. (2001). Ascidians from the tropical western Pacific. *Zoosystema* **23**(2): 201–383 [348].

Type data: holotype MNHP S2 MIC 157.

Type locality: Cebu Straits, Cabilao Is., 10 m, Philippines [9°53.39'N 123°45.45'E,].

Taxonomic decision for synonymy: Kott, P. (2003). New syntheses and new species in the Australian *Ascidacea*. *J. Nat. Hist.* **37**: 1611–1653 [1649].

Distribution: Wake Island, Palau, QLD (Great Barrier Reef); Marianas Is., Tokara Is., Tahiti, Indian Ocean, Gulf of Manaar.

Ecology: benthic, marine.

Reference: Kott, P. (1990). The Australian *Ascidacea*, Phlebobranchia and Stolidobranchia, supplement. *Mem. Queensl. Mus.* **29**(1): 267–298.

Microcosmus exasperatus Heller, 1878

Microcosmus distans Heller, C. (1878). Beiträge zur nähern Kenntnis der Tunicaten. *Sber. Akad. Wiss. Wien* **77**(1): 1–28 [18].

Type data: type status unknown NHMW (depository uncertain, not found).

Type locality: Jamaica, West Indies.

- Microcosmus exasperatus*** Heller, C. (1878). Beiträge zur nähern Kenntnis der Tunicaten. *Sber. Akad. Wiss. Wien* 77(1): 1–28 [17].
Type data: type status unknown NHMW (depository uncertain, not found).
Type locality: Jamaica, West Indies.
- Microcosmus variegatus*** Heller, C. (1878). Beiträge zur nähern Kenntnis der Tunicaten. *Sber. Akad. Wiss. Wien* 77(1): 1–28 [17].
Type data: type status unknown NHMW (depository uncertain, not found).
Type locality: Antilles, tropical west Atlantic Ocean.
- Microcosmus biconvolutus*** Sluiter, C.P. (1898). Tuniciers récoltés en 1896 par la *Chazalie* dans la Mers des Antilles. *Mem. Soc. Zool. Fr.* 11: 5–34 [26].
Type data: type status unknown ZMA TU618*.
Type locality: Schottegat, Curaçao, West Indies.
- Microcosmus miniatus*** Verrill, A.E. (1900). Additions to the Tunicata and Molluscoidea of the Bermudas. *Trans. Connecticut Acad. Sci.* 10: 588–594 [590].
Type data: type status and whereabouts unknown.
Type locality: shallow water, on reefs, under stones, Bermuda.
- Microcosmus haemisphaerium*** Sluiter, C.P. (1904). Die Tunicaten der Siboga-Expedition. Pt. I, Die socialen und holosomen Ascidiën. *Siboga Exped.* 56A: 1–126 [52].
Type data: syntypes ZMA TU635.2*.
Type locality: reef, Saleyer Is., Indonesia.
- Taxonomic decision for synonymy: Hartmeyer, R. & Michaelsen, W. (1928). Ascidiæ Diktyobranchiæ und Ptychobranchiæ. *Fauna Südwest-Aust.* 5: 251–460 [403].
- Distribution: Fiji, Philippines, Hawaii, New Caledonia, Bermuda, Brazil, Indonesia, Florida, NSW (Central E coast, Lower E coast), NT (N coast), QLD (Central E coast, NE coast), WA (Central W coast, Lower W coast, N coast, NW coast); West Indies, E Africa, Red Sea.
Ecology: benthic, marine.
- References: Kott, P. (1985). The Australian Ascidiacea Pt 1, Phlebobranchia and Stolidobranchia. *Mem. Queensl. Mus.* 23: 1–440 [348]; Kott, P. (2004). Ascidiacea (Tunicata) in Australian waters of the Timor and Arafura Seas. *Beagle, Rec. Mus. Art Galleries NT* 20: 37–81 [73].
- Microcosmus helleri*** Herdman, 1881
- Microcosmus helleri*** Herdman, W.A. (1881). Preliminary report on the Tunicata of the *Challenger* Expedition. Cynthiidae, Molgulidae. *Proc. R. Soc. Edinb.* 11(3): 52–88 [54].
Type data: holotype BMNH 1887.2.4.44.
Type locality: Torres Strait, 58 m, north Australia [9°59'S 139°42'E].
- Microcosmus manaarensis*** Herdman, W.A. (1906). Report on the Tunicata. *Ceylon Pearl Oyster Fisheries Suppl. Rept.* 39: 295–348 [311].
Type data: syntypes BMNH 1907.8.30.11* (whereabouts of other syntype(s) unknown).
Type locality: Sri Lanka.
- Microcosmus goanus*** Michaelsen, W. (1918). Die Ptychobranchen und Diktyobranchen Ascidiën des westlichen Indischen Ozeans. *Jahrb. Hamb. Wiss. Anst.* 35(2): 1–71 [12].
Type data: holotype (probable) ZMH*.
Type locality: Delgoa Bay, Maputo, Mozambique (as near Lourenço Marques, Portuguese East Africa).
Taxonomic decision for synonymy: Kott, P. (1985). The Australian Ascidiacea Pt 1, Phlebobranchia and Stolidobranchia. *Mem. Queensl. Mus.* 23: 1–440 [349].
Distribution: Taiwan, Sri Lanka, Singapore, Indonesia, NT (Gulf of Carpentaria), QLD (Gulf of Carpentaria, NE coast), SA (S Gulfs coast), VIC (Bass Strait), WA (Lower W coast, NW coast); West Indies, East Africa.
Ecology: benthic, marine.
- Microcosmus madagascariensis*** Michaelsen, 1918
- Microcosmus madagascariensis*** Michaelsen, W. (1918). Die Ptychobranchen und Diktyobranchen Ascidiën des westlichen Indischen Ozeans. *Jahrb. Hamb. Wiss. Anst.* 35(2): 1–71 [20].
Type data: holotype (probable) ZMH*.
Type locality: Nossi Bé, Malagasy.
- Microcosmus agglutinans*** Hartmeyer, R. (1919). Ascidiën. In, Results of Dr E. Mjöberg's Swedish scientific expeditions to Australia 1910–1913. *K. Svenska Vetensk.-Akad. Handl.* 60(4): 1–150. [26].
Type data: holotype NHRM 1490**.
Type locality: 45 miles WSW Cape Jaubert, 144 m, N WA.
Taxonomic decision for synonymy: Hartmeyer, R. & Michaelsen, W. (1928). Ascidiæ Diktyobranchiæ und Ptychobranchiæ. *Fauna Südwest-Aust.* 5: 251–460 [398].
Distribution: Malagasy, WA (Central W coast, Lower W coast, NW coast, SW coast).
Ecology: benthic, marine.
Reference: Kott, P. (1990). The Australian Ascidiacea, Phlebobranchia and Stolidobranchia, supplement. *Mem. Queensl. Mus.* 29(1): 267–298 [291].
- Microcosmus planus*** Kott, 1975
- Microcosmus planus*** Kott, P. (1975). The ascidians of South Australia III. Northern sector of the Great Australian Bight and additional records. *Trans. R. Soc. S. Aust.* 99(1): 1–20 [15].
Type data: holotype NMV 4284, paratypes SAMA E1032, QM G7510.
Type locality: off Ceduna, south of Goat Is., Great Australian Bight, 31 m, SA.
Distribution: SA (Great Australian Bight), VIC (Bass Strait).
Ecology: benthic, marine; 31 m, upright habit and sandy habitat.
References: Kott, P. (1985). The Australian Ascidiacea Pt 1, Phlebobranchia and Stolidobranchia. *Mem. Queensl. Mus.* 23: 1–440 [291]; Kott, P. (1990).

The Australian Ascidiacea, Phlebobranchia and Stolidobranchia, supplement. *Mem. Queensl. Mus.* **29**(1): 267–298.

Microcosmus propinquus Herdman, 1881

Microcosmus propinquus Herdman, W.A. (1881). Preliminary report on the Tunicata of the *Challenger* Expedition. Cynthiidae, Molgulidae. *Proc. R. Soc. Edinb.* **11**(3): 52–88 [55].

Type data: holotype BMNH 1887.2.4.45–46.
Type locality: E of Moncoeur Is., Bass Strait, 76–80 m, VIC.

Microcosmus nicholli Kott, P. (1952). Ascidiaceans of Australia. 1. Stolidobranchiata and Phlebobranchiata. *Aust. J. Mar. Freshwat. Res.* **3**(3): 206–333 [290].

Type data: syntypes AM Y1800.
Type locality: Flinders Is., VIC.

Taxonomic decision for synonymy: Kott, P. (1985). The Australian Ascidiacea Pt 1, Phlebobranchia and Stolidobranchia. *Mem. Queensl. Mus.* **23**: 1–440 [353].

Distribution: QLD (Central E coast), SA (S Gulfs coast), VIC (Bass Strait).

Ecology: benthic, marine; 8–80 m.

Microcosmus pupa (Savigny, 1816)

Cynthia pupa Savigny, J.C. (1816). Recherches anatomiques sur les ascidies composées et sur les ascidies simples—Système de la classe des Ascidies pp. 1–239. In *Mémoires sur les Animaux sans Vertèbres*, Pt 2. Paris: G. Dufour. [151].

Type data: type status unknown MNHP (depository uncertain, not found).
Type locality: Red Sea.

Microcosmus pacificus Monniot, F. & Monniot, C. (2001). Ascidiaceans from the tropical western Pacific. *Zoosystema* **23**(2): 201–383 [349].

Type data: holotype MNHP S2 MIC 159.
Type locality: Milne Bay Province, Samurais Is., 27 m, Papua New Guinea [10°36.98'S 150°39.77'E].

Taxonomic decision for synonymy: Kott, P. (2003). New syntheses and new species in the Australian Ascidiacea. *J. Nat. Hist.* **37**: 1611–1653 [1649].

Distribution: Philippines, Papua New Guinea, QLD (NE coast); the Red Sea.

Ecology: benthic, marine.

Reference: Kott, P. (1985). The Australian Ascidiacea Pt 1, Phlebobranchia and Stolidobranchia. *Mem. Queensl. Mus.* **23**: 1–440 [356].

Microcosmus squamiger Michaelsen, 1927

Microcosmus exasperatus australis Michaelsen, W. (1908). Die Pyuriden (Halocynthiiden) des Naturhistorischen Museum zu Hamburg. *Mitt. Zool. Mus. Hamburg* **25**(2): 227–287 [272] [junior homonym of *Microcosmus australis* Herdman, 1899].

Type data: syntypes ZMH*.
Type locality: Bowen, QLD.

Microcosmus claudicans squamiger Michaelsen, W. (1927). Einige neue westaustralische ptychobranchiate Ascidien. *Zool. Anz.* **71**: 193–203 [197] [*nom. nov.* for *Microcosmus exasperatus australis* Michaelsen, 1908].

Distribution: NSW (Central E coast, Lower E coast), QLD (Central E coast, NE coast), SA (S Gulfs coast), TAS (Bass Strait, Tas. coast), VIC (Bass Strait), WA (Central W coast, Lower W coast, SW coast).

Ecology: benthic, marine; rocky substrate, on concrete, cave walls, often among oysters.

Reference: Kott, P. (1985). The Australian Ascidiacea Pt 1, Phlebobranchia and Stolidobranchia. *Mem. Queensl. Mus.* **23**: 1–440 [356].

Microcosmus stoloniferus Kott, 1952

Microcosmus stolonifera Kott, P. (1952). Ascidiaceans of Australia. 1. Stolidobranchiata and Phlebobranchiata. *Aust. J. Mar. Freshwat. Res.* **3**(3): 206–333 [291].

Type data: syntypes AM Y1798.
Type locality: coast of King Is., Bass Strait.

Distribution: QLD (Central E coast, NE coast), SA (S Gulfs coast), TAS (Bass Strait, Tas. coast), VIC (Bass Strait); Torres Strait.

Ecology: benthic, marine.

References: Kott, P. (1985). The Australian Ascidiacea Pt 1, Phlebobranchia and Stolidobranchia. *Mem. Queensl. Mus.* **23**: 1–440 [359]; Kott, P. (1990). The Australian Ascidiacea, Phlebobranchia and Stolidobranchia, supplement. *Mem. Queensl. Mus.* **29**(1): 267–298 [291].

Microcosmus tuberculatus Kott, 1985

Microcosmus tuberculatus Kott, P. (1985). The Australian Ascidiacea Pt 1, Phlebobranchia and Stolidobranchia. *Mem. Queensl. Mus.* **23**: 1–440 [361].

Type data: holotype QM GH1405, paratype(s) QM GH1406.
Type locality: Swain Reefs, Great Barrier Reef, QLD [21°52'24"S 142°12'36"E].

Distribution: QLD (Great Barrier Reef); known only from type locality.

Ecology: benthic, marine.

Reference: Kott, P. (1992). The Australian Ascidiacea, supplement 2. *Mem. Queensl. Mus.* **32**(2): 621–655 [646].

Pyura Molina, 1782

Pyura Molina, G.I. (1782). *Animali de Chili. In, Saggio sulla storia naturale de Chili*. Bologna: Stamperia di S. Tomaso d'Aquino 2 1810th Edn 367 pp. [196, 349] [English Translation 1808; *nomen conservandum*, see Melville, R.V. (1981). Opinion 1182. Tethyidae in Mollusca, Porifera and Tunicata: Removal of homonymy. *Bull. Zool. Nomencl.* **38**(3): 174–177].

Type species: *Pyura chilensis* Molina, 1782 by monotypy.

Forbesia Lacaze-Duthiers, F.J.H. & Délage, Y. (1892). Faune des Cynthiades de Roscoff et côtes de Bretagne. *Mém. pres. div. Sav. Acad. Sci. Inst. Fr.* **45**(2): 1–319 [138]. Type species: *Cynthia tessellata* Forbes, 1848 by original designation.

- Cynthiopsis** Michaelsen, W. (1904). Die stolidobranchiaten Ascidien der deutschen Tiefsee-Expedition. *Wiss. Ergebn. dt. Tiefsee-Exped. 'Valdivia'* 7: 183–260 [200].
Type species: *Cynthiopsis valdivia* Michaelsen, 1904 (= *Cynthia stolonifera* Heller, 1878) by original designation.
- Pyuroopsis** Michaelsen, W. (1912). Die Tethyiden (Styeliden) des Naturhistorischen Museum zu Hamburg, nebst nachtrag und Anhang einige anderen Familien betreffend. *Jahrb. Hamb. Wiss. Anst.* 28(2): 109–186 [112].
Type species: *Cynthia stubenrauchi* Michaelsen, 1900 by original designation.
- Podocynthia** Oka, A. (1929). Ueber eine neue gestielte Monascidie *Podocynthia turboja* n.g. n.sp. *Proc. Imp. Acad. Japan* 5: 94–95 [94].
Type species: *Podocynthia turboja* Oka, 1929 by monotypy.
- Hyalocynthia** Oka, A. (1930). Ueber eine merkwürdige Cynthiide aus der Bucht von Sagami. *Proc. Imp. Acad. Japan* 6: 317–320 [317].
Type species: *Hyalocynthia histrix* Oka, 1930 by monotypy.
- Paracynthia** Ärnäck-Christie-Linde, A. (1938). Ascidiacea. *Further zool. Results Swed. Antarct. Exped. 1901–1* 3(4): 1–54 [125].
Type species: *Paracynthia distincta* Ärnäck, 1938 (= *Cynthia paessleri* Michaelsen, 1900) by original designation.
- Taxonomic decision for synonymy: Hartmeyer, R. (1911). Die Ascidien der Deutschen Südpolar Expedition 1901–1903. *Dt. Südpol-Exped. (1905–1931)* 12(4): 407–606 [554]; Hartmeyer, R. (1923). Ascidiacea, part I. Zugleich eine Übersicht über die Arktische und boreale Ascidienfauna auf tiergeographischer Grundlage. *Ingolf-Exped.* 2(6): 1–365 [174]; Huus, J. (1937). Ascidiaceae. pp. 545–692 in Kükenthal, W. & Krumbach, T. (eds) *Handbuch der Zoologie*. Berlin: Walter de Gruyter Vol. 5(2)6 [677]; Van Name, W.G. (1945). The North and South American ascidians. *Bull. Am. Mus. Nat. Hist.* 84: 1–476 [329, 330].
- Extralimital distribution: Afrotropical Region, Neotropical Region; worldwide. See: Hartmeyer, R. (1923). Ascidiacea, part I. Zugleich eine Übersicht über die Arktische und boreale Ascidienfauna auf tiergeographischer Grundlage. *Ingolf-Exped.* 2(6): 1–365; Van Name, W.G. (1945). The North and South American ascidians. *Bull. Am. Mus. Nat. Hist.* 84: 1–476; Berrill, N.J. (1950). The Tunicata. *Ray Soc. Publs* 133: 1–354; Kott, P. (1969). Antarctic Ascidiacea. A monographic account of the known species based on specimens collected under U.S. Government auspices 1947 to 1963. *Antarct. Res. Ser.* 13: i–xv 1–239; Millar, R.H. (1982). The marine fauna of New Zealand. *Mem. N.Z. Oceanogr. Inst.* 85: 1–117; Kott, P. (1985). The Australian Ascidiacea Pt 1, Phlebobranchia and Stolidobranchia. *Mem. Queensl. Mus.* 23: 1–440; Nishikawa, T. (1991). The ascidians of the Japan Sea. II. *Publ. Seto Mar. Biol. Lab. Kyoto Univ.* 35(1–3): 26–170.
- Pyura abradata** Kott, 1985
- Pyura abradata** Kott, P. (1985). The Australian Ascidiacea Pt 1, Phlebobranchia and Stolidobranchia. *Mem. Queensl. Mus.* 23: 1–440 [287].
Type data: holotype QM G10001.
Type locality: American River Inlet, Kangaroo Is., SA.
Distribution: SA (S Gulfs coast), VIC (Bass Strait).
Ecology: benthic, marine.
- Pyura arenosa** (Herdman, 1881)
- Cynthia arenosa** Herdman, W.A. (1881). Preliminary report on the Tunicata of the *Challenger* Expedition. Cynthiidae, Molgulidae. *Proc. R. Soc. Edinb.* 11(3): 52–88 [59].
Type data: holotype BMNH 1887.2.4.52/4.
Type locality: Arafura Sea.
- Cynthia jacatrensis** Sluiter, C.P. (1890). Die Evertrebraten aus der Sammlung des Königlichen Naturwissenschaftlichen Vereins in Niederländisch Indien in Batavia. *Nat. Tijdschr. Ned. Ind.* 50: 329–348 [331].
Type data: holotype ZMA TU387.
Type locality: Bay of Jakarta (as Djakarta), Indonesia.
Taxonomic decision for synonymy: Kott, P. (1985). The Australian Ascidiacea Pt 1, Phlebobranchia and Stolidobranchia. *Mem. Queensl. Mus.* 23: 1–440 [289].
Distribution: Indonesia, Palau, NT (N coast), QLD (NE coast), VIC (Bass Strait), WA (Lower W coast, N coast); Arafura Sea.
Ecology: benthic, marine; common component of benthic fauna of sandy substrates in shallow water.
Reference: Kott, P. (1990). The Australian Ascidiacea, Phlebobranchia and Stolidobranchia, supplement. *Mem. Queensl. Mus.* 29(1): 267–298.
- Pyura australis** (Quoy & Gaimard, 1834)
- Sea Tulips
- Ascidia australis** Quoy, J.R.C. & Gaimard, J.P. (1834). Zoologie, Mollusques pp. 559–626. in, *Voyages de découvertes de l'Astrolabe 1826–1829*, Vol. 3. Paris: Pilet Ainé [614].
Type data: syntypes MNHP S2 PYU67*, MNHP S2 PYU68*, MNHP S2 PYU260*, MNHP S2 PYU261*, MNHP S2 PYU263*, MNHP S2 PYU264*.
Type locality: King George Sound, Albany, WA.
- Pyura australis parvispinatus** Kott, P. (1952). Ascidiaceans of Australia. I. Stolidobranchiata and Phlebobranchiata. *Aust. J. Mar. Freshwat. Res.* 3(3): 206–333 [268] [as *Pyura australis* var. *parvispinatus*].
Type data: holotype AM 1836.
Type locality: Rottneest Is., WA.
Distribution: NSW (Lower E coast), SA (Great Australian Bight, S Gulfs), TAS (Bass Strait, Tas. coast), VIC (Bass Strait), WA (Great Australian Bight, Lower W coast, SW coast); one record from Lizard Is., QLD.
Ecology: benthic, marine; subtidal waters–20 m.
Reference: Kott, P. (1985). The Australian Ascidiacea Pt 1, Phlebobranchia and Stolidobranchia. *Mem. Queensl. Mus.* 23: 1–440 [291].

***Pyura confragosa* Kott, 1985**

Pyura confragosa Kott, P. (1985). The Australian Ascidiacea Pt 1, Phlebobranchia and Stolidobranchia. *Mem. Queensl. Mus.* **23**: 1–440 [293].

Type data: holotype QM GH366.

Type locality: Moreton Is., Moreton Bay, 15 m, QLD.

Distribution: New Caledonia, QLD (Central E coast, Great Barrier Reef, NE coast).

Ecology: benthic, marine; shallow, subtidal–60 m.

***Pyura crassacipitata* Kott, 1985**

Pyura crassacipitata Kott, P. (1985). The Australian Ascidiacea Pt 1, Phlebobranchia and Stolidobranchia. *Mem. Queensl. Mus.* **23**: 1–440 [295].

Type data: holotype QM G11910.

Type locality: on black beacon, reef edge, Mudjimbah, Maroochydore, QLD.

Distribution: QLD (Central E coast), SA (S Gulfs coast), WA (Lower W coast).

Ecology: benthic, marine; shallow, sublittoral water–10 m.

***Pyura curvigona* Tokioka, 1950**

Pyura curvigona Tokioka, T. (1950). Ascidiens from the Palao Is. I. *Publ. Seto Mar. Biol. Lab. Kyoto Univ.* **1**(3): 115–150 [147] [publication date established from Tokioka, T. (1967). Pacific Tunicata of the United States National Museum. *Bull. U.S. Natl Mus.* **251**: 1–242].

Type data: holotype SMBL 100*.

Type locality: Palau Island, west Pacific Ocean.

Distribution: Indonesia, Palau, QLD (Great Barrier Reef), WA (Central W coast).

Ecology: benthic, marine; 5–37 m.

Reference: Kott, P. (1992). The Australian Ascidiacea, supplement 2. *Mem. Queensl. Mus.* **32**(2): 621–655 [645].

***Pyura elongata* Tokioka, 1952**

Pyura elongata Tokioka, T. (1952). Ascidiens collected by Messrs Renzi Wada and Seizi Wada from the Pearl Oyster bed in the Arafura Sea in 1940. *Publ. Seto Mar. Biol. Lab. Kyoto Univ.* **2**(2): 91–142 [136].

Type data: type status and whereabouts unknown.

Type locality: pearl oyster beds, Arafura Sea.

Distribution: Indonesia, Hong Kong, NSW (Central E coast, Lower E coast), QLD (Central E coast, Great Barrier Reef, NE coast), TAS (Bass Strait, Tas. coast), VIC (Bass Strait), WA (Central W coast, Lower W coast, N coast, NW coast, SW coast); Arafura Sea.

Ecology: benthic, marine; to 15 m, wedged in crevices, adheres to under-surfaces.

Reference: Kott, P. (1985). The Australian Ascidiacea Pt 1, Phlebobranchia and Stolidobranchia. *Mem. Queensl. Mus.* **23**: 1–440 [299].

***Pyura fissa* (Herdman, 1881)**

Cynthia fissa Herdman, W.A. (1881). Preliminary report on the Tunicata of the *Challenger* Expedition. *Cynthiidae*, *Molgulidae*. *Proc. R. Soc. Edinb.* **11**(3): 52–88 [58].

Type data: holotype BMNH 1887.2.4.48–9.

Type locality: Bass Strait, VIC.

Distribution: VIC (Bass Strait).

Ecology: benthic, marine.

Reference: Kott, P. (1985). The Australian Ascidiacea Pt 1, Phlebobranchia and Stolidobranchia. *Mem. Queensl. Mus.* **23**: 1–440 [301].

***Pyura gangelion* (Savigny, 1816)**

Cynthia gangelion Savigny, J.C. (1816). Recherches anatomiques sur les ascidies composées et sur les ascidies simples—Système de la classe des Ascidies pp. 1–239. *In Mémoires sur les Animaux sans Vertèbres*, Pt 2. Paris : G. Dufour. [90].

Type data: no type designated; Red Sea.

Halocynthia sansibarica Michaelsen, W. (1908). Die Pyuriden (Halocynthiiden) des Naturhistorischen Museum zu Hamburg. *Mitt. Zool. Mus. Hamburg* **25**(2): 227–287 [251].

Type data: holotype MGH T 91*.

Type locality: Zanzibar.

Pyura obesa Hartmeyer, R. (1919). Ascidien. *In*, Results of Dr E. Mjöberg's Swedish scientific expeditions to Australia 1910–1913. *K. Svenska Vetensk.-Akad. Handl.* **60**(4): 1–150. [14] [junior synonym of *Pyrua obesa* Sluiter, 1912].

Type data: holotype NHRM 1041.

Type locality: 45 miles WSW Cape Jaubert, 120–144 m, WA.

Pyura robusta Hartmeyer, R. (1922). Miscellaneous Ascidiologica. *Mitt. Zool. Mus. Berl.* **10**: 299–323 [319] [*nom. nov.* for *Pyrua obesa* Hartmeyer, 1919].

Pyura albanyensis Michaelsen, W. (1927). Einige neue westaustralische ptychobranchiate Ascidien. *Zool. Anz.* **71**: 193–203 [193].

Type data: holotype MGH K1395.

Type locality: Oyster Harbour, Albany, 0.75–5.5 m, WA.

Pyura scoresbiensis Kott, P. (1972). The ascidians of South Australia I. Spencer Gulf, St Vincent Gulf and Encounter Bay. *Trans. R. Soc. S. Aust.* **96**(1): 1–52 [36].

Type data: holotype SAMA E876, paratype(s) SAMA E892, E912.

Type locality: off Semaphore, Gulf St Vincent, 18 m, SA.

Pyura tongaea Monniot, C. & Monniot, F. (1976). Les ascidies de la côte du Mozambique. *Rev. Zool. Afr.* **90**(2): 357–393 [381].

Type data: holotype MNHP S2 PYU 21.

Type locality: d'Inhaca, Mozambique.

Taxonomic decision for synonymy: Kott, P. (1985). The Australian Ascidiacea Pt 1, Phlebobranchia and Stolidobranchia. *Mem. Queensl. Mus.* **23**: 1–440 [315] (*P. albanyensis*, *P. scoresbiensis*); Monniot, C. (2002). Stolidobranch ascidians from the tropical western Indian Ocean. *J. Linn. Soc. London Zool.* **135**: 65–102 [100] (*Halocynthia sansibarica*); Kott, P. (2004). Ascidiacea (Tunicata) in Australian waters of the Timor and Arafura Seas. *Beagle, Rec. Mus. Art Galleries NT* **20**: 37–81 [73].

Distribution: Papua New Guinea, Palau, New Caledonia, Djibouti, NT (N coast), SA (S Gulfs coast), WA (N coast, SW coast); Red Sea, Zanzibar.

Ecology: benthic, marine.

Pyura gibbosa (Heller, 1878)

Taxonomic decision for subspecific arrangement: Kott, P. (1985). The Australian Ascidiacea Pt 1, Phlebobranchia and Stolidobranchia. *Mem. Queensl. Mus.* **23**: 1–440 [302].

Distribution: NSW (Central E coast, Lower E coast), QLD (Central E coast), SA (Great Australian Bight, S Gulfs coast), TAS (Bass Strait, Tas. coast), VIC (Bass Strait), WA (Lower W coast).

Pyura gibbosa draschii Kott, 1972

Pyura pachydermatina draschii Kott, P. (1972). The ascidians of South Australia II. Eastern Sector of the Great Australian Bight and Investigator Strait. *Trans. R. Soc. S. Aust.* **96**(4): 165–196 [187].

Type data: holotype WAM 1246.83.

Type locality: Cockburn Sound, WA.

Distribution: SA (Great Australian Bight, S Gulfs coast), TAS (Bass Strait, Tas. coast), VIC (Bass Strait), WA (Lower W coast).

Ecology: benthic, marine.

Reference: Kott, P. (1985). The Australian Ascidiacea Pt 1, Phlebobranchia and Stolidobranchia. *Mem. Queensl. Mus.* **23**: 1–440 [305].

Pyura gibbosa gibbosa (Heller, 1878)

Cynthia gibbosa Heller, C. (1878). Beiträge zur nähern Kenntnis der Tunicaten. *Sber. Akad. Wiss. Wien* **77**(1): 1–28 [27].

Type data: holotype (probable) ZMH.

Type locality: Bass Strait, VIC.

Distribution: NSW (Central E coast, Lower E coast), QLD (Central E coast), TAS (Bass Strait, Tas. coast), VIC (Bass Strait).

Ecology: benthic, marine.

Reference: Kott, P. (1985). The Australian Ascidiacea Pt 1, Phlebobranchia and Stolidobranchia. *Mem. Queensl. Mus.* **23**: 1–440 [302].

Pyura irregularis (Herdman, 1881)

Cynthia irregularis Herdman, W.A. (1881). Preliminary report on the Tunicata of the *Challenger* Expedition. Cynthiidae, Molgulidae. *Proc. R. Soc. Edinb.* **11**(3): 52–88 [60].

Type data: type status unknown BMNH (depository uncertain, not found).

Type locality: Port Jackson, NSW.

Distribution: NSW (Lower E coast), TAS (Tas. coast), VIC (Bass Strait).

Ecology: benthic, marine; 5–60 m.

Reference: Kott, P. (1985). The Australian Ascidiacea Pt 1, Phlebobranchia and Stolidobranchia. *Mem. Queensl. Mus.* **23**: 1–440 [305].

Pyura isobella Kott, 1985

Pyura isobella Kott, P. (1985). The Australian Ascidiacea Pt 1, Phlebobranchia and Stolidobranchia. *Mem. Queensl. Mus.* **23**: 1–440 [307].

Type data: holotype QM GH1448, paratype(s) QM G8576.

Type locality: on rocks, Ulladulla, NSW.

Distribution: NSW (Lower E coast), WA (Lower W coast).

Ecology: benthic, marine.

Pyura littoralis (Kott, 1956)

Culeolus littoralis Kott, P. (1956). A new species of ascidian (Genus *Culeolus* Herdman, Family Pyuridae) from the west coast of Tasmania. *Rec. Aust. Mus.* **24**(6): 59–60 [59].

Type data: syntypes AM Y1745, QM GH2311.

Type locality: between Lighthouse Point and Cutter Rock, Cuvier Bay, west coast Hunter Is., NW TAS.

Taxonomic decision for new combination: Kott, P. (1985). The Australian Ascidiacea Pt 1, Phlebobranchia and Stolidobranchia. *Mem. Queensl. Mus.* **23**: 1–440 [310] (as *Pyura littoralis*).

Distribution: TAS (Bass Strait); known only from type locality.

Ecology: benthic, marine; intertidal zone.

Pyura molguloides (Herdman, 1899)

Cynthia molguloides Herdman, W.A. (1898). Note on the Tunicata fauna of Australian seas. *Ann. Mag. Nat. Hist.* **7**(1): 443–450 [445] [*nom. nud.*].

Cynthia molguloides Herdman, W.A. (1899). Descriptive catalogue of the Tunicata in the Australian Museum. *Australian Museum, Sydney, Catalogue* **17**: 1–139 [27].

Type data: holotype AM U275.

Type locality: Port Jackson, NSW.

Pyura tendata Kott, P. (1972). The ascidians of South Australia II. Eastern Sector of the Great Australian Bight and Investigator Strait. *Trans. R. Soc. S. Aust.* **96**(4): 165–196 [187].

Type data: holotype NMV H156.

Type locality: Investigator Strait, 30 m, SA.

Taxonomic decision for synonymy: Kott, P. (1985). The Australian Ascidiacea Pt 1, Phlebobranchia and Stolidobranchia. *Mem. Queensl. Mus.* **23**: 1–440 [312]; taxonomic decision for new combination: Kott, P. (1985). The Australian Ascidiacea Pt 1, Phlebobranchia and Stolidobranchia. *Mem. Queensl. Mus.* **23**: 1–440 [312] (as *Pyura molguloides*).

Distribution: NSW (Lower E coast), SA (Great Australian Bight), VIC (Bass Strait).

Ecology: benthic, marine; 22–220 m.

Pyura navicula Kott, 1985

Pyura navicula Kott, P. (1985). The Australian Ascidiacea Pt 1, Phlebobranchia and Stolidobranchia. *Mem. Queensl. Mus.* **23**: 1–440 [314].

Type data: holotype QM GH369.

Type locality: Cowan Cowan, Moreton Is., Moreton Bay, 20 m, QLD.

Distribution: QLD (Central E coast); known only from type locality.

Ecology: benthic, marine.

Pyura ostreophila Michaelsen, 1927

Pyura ostreophila Michaelsen, W. (1927). Einige neue westaustralische ptychobranchiate Ascidiën. *Zool. Anz.* **71**: 193–203 [195].

Type data: holotype ZMB 3786* (an aggregate of 40 specimens).

Type locality: Oyster Harbour, Albany, 0.75–5.5 m, WA.

Distribution: VIC (Bass Strait), WA (SW coast).

Ecology: benthic, marine; relatively shallow (to 5 m), aggregates embedded in sponge *Halisarca* sp. [Halisarcidae].

Reference: Kott, P. (1985). The Australian Ascidiacea Pt 1, Phlebobranchia and Stolidobranchia. *Mem. Queensl. Mus.* **23**: 1–440 [318].

Pyura rapaformis Kott, 1990

Pyura rapaformis Kott, P. (1990). The Australian Ascidiacea, Phlebobranchia and Stolidobranchia, supplement. *Mem. Queensl. Mus.* **29**(1): 267–298 [287].

Type data: holotype WAM 190.87, paratypes WAM 27.87, QM GH4309.

Type locality: reef near pylon, Cottesloe, 2 m, WA.

Distribution: SA (Great Australian Bight, S Gulfs coast), WA (Lower W coast, SW coast).

Ecology: benthic, marine; on jetty piles.

Reference: Kott, P. (1992). The Australian Ascidiacea, supplement 2. *Mem. Queensl. Mus.* **32**(2): 621–655 [646].

Pyura sacciformis (Drasche, 1884)

Cynthia sacciformis Drasche, R. von (1884). Ueber einige neue und weniger gekannte aussereuropäische einfache Ascidiën. *Denkschr. Akad. Wiss. Wien* **48**: 369–387 [376].

Type data: holotype (probable) ZMB 57*.

Type locality: Yokohama, Japan.

Cynthia japonica Traustedt, M.P.A. (1885). Ascidiæ simplices far det Stille Ocean. *Vidensk. Meddr. Dansk Naturh. Foren.* **1884**: 1–160 [30].

Type data: holotype ZMUC*.

Type locality: Japan.

Cynthia sanderi Traustedt, M.P.A. & Weltner, W. (1894). Bericht über die von Herrn Dr Sander gesammelten Tunicaten. *Arch. Naturgesch.* **60**(1): 10–14 [11].

Type data: syntypes (probable) ZMB 382, 383*.

Type locality: Nagasaki, Japan.

Halocynthia jokoboja Oka, A. (1906). Notizen über japanische ascidien I. *Annot. Zool. Jpn.* **6**(1): 37–52 [47].

Type data: holotype UTZM 338 M22*.

Type locality: Tatyama, Japan.

Halocynthia michaelseni Oka, A. (1906). Notizen über japanische ascidien I. *Annot. Zool. Jpn.* **6**(1): 37–52 [46].

Type data: type status unknown UTZM (depository uncertain, not found).

Type locality: Ozika Peninsula, Japan.

Halocynthia histrix Oka, A. (1930). Ueber eine merkwürdige Cynthiide aus der Bucht von Sagami. *Proc. Imp. Acad. Japan* **6**: 317–320 [317].

Type data: holotype UTZM 242* (M124).

Type locality: Sagami Bay, Japan.

Pyura aspera Tokioka, T. (1949). Contributions to the Japanese ascidian fauna I. Ascidiens collected by Prof. Mijadi and Mr Masui during the bottom survey 1934–1940. *Publ. Seto Mar. Biol. Lab. Kyoto Univ.* **1**: 1–18 [10].

Type data: holotype SML 357*.

Type locality: Matoya Bay, Japan.

Pyura masuui Tokioka, T. (1949). Contributions to the Japanese ascidian fauna II. Notes on some ascidiens collected chiefly along the coast of Kii Peninsula. *Publ. Seto Mar. Biol. Lab. Kyoto Univ.* **1**(2): 39–64 [57].

Type data: syntypes SML 102*.

Type locality: Tokyo Bay, Japan.

Pyura plicata Kott, P. (1952). Ascidiens of Australia. I. Stolidobranchiata and Phlebobranchiata. *Aust. J. Mar. Freshwat. Res.* **3**(3): 206–333 [278].

Type data: holotype AM Y1856.

Type locality: on jetty piles, Hamelin Bay, WA.

Taxonomic decision for synonymy: Kott, P. (1985). The Australian Ascidiacea Pt 1, Phlebobranchia and Stolidobranchia. *Mem. Queensl. Mus.* **23**: 1–440 [321]; Nishikawa, T. (1991). The ascidiens of the Japan Sea. II. *Publ. Seto Mar. Biol. Lab. Kyoto Univ.* **35**(1–3): 26–170 [131].

Distribution: Korea, Japan, Fiji, NSW (Central E coast, Lower E coast), QLD (Central E coast, NE coast), TAS (Tas. coast), WA (SW coast).

Ecology: benthic, marine; sometimes covered with sand or epibionts including Porifera.

Pyura scortea Kott, 1985

Pyura scortea Kott, P. (1985). The Australian Ascidiacea Pt 1, Phlebobranchia and Stolidobranchia. *Mem. Queensl. Mus.* **23**: 1–440 [324].

Type data: holotype QM G9666.

Type locality: Cockburn Sound, WA.

Distribution: WA (Lower W coast); known only from type locality.

Ecology: benthic, marine.

Pyura spinifera (Quoy & Gaimard, 1834)

Ascidia spinifera Quoy, J.R.C. & Gaimard, J.P. (1834). Zoologie, Mollusques pp. 559–626. in, *Voyages de découvertes de l'Astrolabe 1826–1829*, Vol. 3. Paris : Pilet Ainé. [617].

Type data: holotype MNHP S2 PYU 265*.

Type locality: King George Sound, Albany, WA.

Boltenia australiensis Carter, H.J. (1885). Descriptions of sponges from the neighbourhood of Port Phillip Heads, South Australia, continued. *Ann. Mag. Nat. Hist.* (5)**15**: 196–222 [197].

Type data: holotype ZMH K51.

Type locality: Back Stairs Passage, Port Phillip Bay, VIC.

- Boltenia tuberculata*** Herdman, W.A. (1891). A revised classification of the Tunicata, with definitions of the orders, sub-orders, families, sub-families and genera, and analytical keys to the species. *J. Linn. Soc. Lond. Zool.* **23**: 558–652 [571].
Type data: syntypes AM U286, AM U290 (G2056), AM U350 (G2057).
Type locality: Port Jackson, NSW.
- Cynthia multiradicata*** Herdman, W.A. (1898). Note on the Tunicata fauna of Australian seas. *Ann. Mag. Nat. Hist.* **7**(1): 443–450 [445] [*nom. nud.*].
- Cynthia multiradicata*** Herdman, W.A. (1899). Descriptive catalogue of the Tunicata in the Australian Museum. *Australian Museum, Sydney, Catalogue* **17**: 1–139 [30].
Type data: holotype AM U384 (G2065).
Type locality: Port Stephens, NSW.
- Taxonomic decision for synonymy: Kott, P. (1985). The Australian Ascidiacea Pt 1, Phlebobranchia and Stolidobranchia. *Mem. Queensl. Mus.* **23**: 1–440 [325].
- Distribution: NSW (Lower E coast), TAS (Bass Strait), WA (Lower W coast, SW coast).
Ecology: benthic, marine; to 80 m, whole body, including stalk, covered with sponge *Halisarca australiensis* Carter, 1885 [Halisarcidae].
- Pyura spinosa*** (Quoy & Gaimard, 1834)
- Ascidie spinosa*** Quoy, J.R.C. & Gaimard, J.P. (1834). Zoologie, Mollusques pp. 559–626. in: *Voyages de découvertes de l'Astrolabe 1826–1829*, Vol. 3. Paris: Pilet Ainé. [615].
Type data: holotype MNHP S2 PYU 160*.
Type locality: King George Sound, Albany, WA.
- Cynthia cerebriiformis*** Herdman, W.A. (1881). Preliminary report on the Tunicata of the *Challenger* Expedition. Cynthiidae, Molgulidae. *Proc. R. Soc. Edinb.* **11**(3): 52–88 [57].
Type data: holotype BMNH 1887.2.4.47.
Type locality: Port Jackson, NSW.
- Cynthia cataphracta*** Herdman, W.A. (1898). Note on the Tunicata fauna of Australian seas. *Ann. Mag. Nat. Hist.* **7**(1): 443–450 [445] [*nom. nud.*].
- Cynthia cataphracta*** Herdman, W.A. (1899). Descriptive catalogue of the Tunicata in the Australian Museum. *Australian Museum, Sydney, Catalogue* **17**: 1–139 [31].
Type data: syntypes AM U250 (G2066).
Type locality: Port Jackson, NSW.
- Pyura leeuwinia*** Kott, P. (1952). Ascidiaceans of Australia. 1. Stolidobranchiata and Phlebobranchiata. *Aust. J. Mar. Freshwat. Res.* **3**(3): 206–333 [277].
Type data: syntypes AM Y1840, Y1841.
Type locality: north side of Trigg's Is., WA.
- Taxonomic decision for synonymy: Kott, P. (1985). The Australian Ascidiacea Pt 1, Phlebobranchia and Stolidobranchia. *Mem. Queensl. Mus.* **23**: 1–440 [327].
- Distribution: NSW (Lower E coast), TAS (Tas. coast), VIC (Bass Strait), WA (SW coast).
Ecology: benthic, marine; turbulent conditions off rocky coasts.
- Pyura stolonifera*** (Heller, 1878)
- Cunjevoi
- Cynthia praeputialis*** Heller, C. (1878). Beiträge zur nähern Kenntnis der Tunicaten. *Sber. Akad. Wiss. Wien* **77**(1): 1–28 [12].
Type data: holotype ZMH K93.
Type locality: Port Jackson, NSW.
- Cynthia stolonifera*** Heller, C. (1878). Beiträge zur nähern Kenntnis der Tunicaten. *Sber. Akad. Wiss. Wien* **77**(1): 1–28 [10].
Type data: type status unknown NHMW (depository uncertain).
Type locality: Simons Bay, South Africa.
- Microcosmus herdmani*** Drasche, R. von (1884). Ueber einige neue und weniger gekannte aussereuropäische einfache Ascidien. *Denkschr. Akad. Wiss. Wien* **48**: 369–387 [370].
Type data: holotype (probable) ZMB (depository uncertain).
Type locality: Simons Bay, South Africa.
- Microcosmus coalitus*** Sluiter, C.P. (1898). Beiträge zur Kenntnis der Fauna von Südafrika II. Tunicaten. *Zool. Jahrb. Syst.* **11**: 1–64 [57].
Type data: holotype ZMA TU603*.
Type locality: Port Nolloth, SW coast, South Africa.
- Cynthiopsis valdiviae*** Michaelsen, W. (1904). Die stolidobranchiaten Ascidien der deutschen Tiefsee-Expedition. *Wiss. Ergebn. dt. Tiefsee-Exp. 'Valdivia'* **7**: 183–260 [201].
Type data: holotype (probable) ZMH K96, paratype(s) (probable) ZMB 1654, 1681*.
Type locality: Plettenberg Bay, 100 m, South Africa [34°07'18"S 23°27'48"E].
- Halocynthia vanhoeffeni*** Michaelsen, W. (1904). Die stolidobranchiaten Ascidien der deutschen Tiefsee-Expedition. *Wiss. Ergebn. dt. Tiefsee-Exp. 'Valdivia'* **7**: 183–260 [197].
Type data: holotype ZMB 1653*.
Type locality: Luderitz Bay, South Africa.
- Pyura bradleyi*** Van Name, W.G. (1931). New North and South American ascidians. *Bull. Am. Mus. Nat. Hist.* **61**: 207–225 [221].
Type data: holotype YPM 2934*, paratype(s) AMNH 871*.
Type locality: Zorritos, Peru.
- Taxonomic decision for synonymy: Michaelsen, W. (1923). Neue und altbekannte ascidien aus dem Reichsmuseum zu Stockholm. *Mitt. Zool. Mus. Hamburg* **40**: 1–60 [50]; Kott, P. (1985). The Australian Ascidiacea Pt 1, Phlebobranchia and Stolidobranchia. *Mem. Queensl. Mus.* **23**: 1–440 [328].
- Distribution: NSW (Central E coast, Lower E coast), QLD (Central E coast), SA (S Gulfs coast), TAS (Bass Strait, Tas. coast), VIC (Bass Strait), WA (Central W coast, Lower W coast, SW coast); equatorial west coasts of South America and west and south-east Africa.
Ecology: benthic, marine; aggregations on sediment free rocky substrate, solitary on sandy substrate.

PYURIDAE

Pyura tasmanensis Kott, 1985

Pyura tasmanensis Kott, P. (1985). The Australian Ascidiacea Pt 1, Phlebobranchia and Stolidobranchia. *Mem. Queensl. Mus.* **23**: 1–440 [331].

Type data: holotype TMH D1881, paratype(s) TMH D720.

Type locality: Neck Canal, Ralph's Bay, TAS.

Distribution: TAS (Tas. coast).

Ecology: benthic, marine; to 154 m, large numbers washed up on beaches after storms.

Pyura viarecta Kott, 1985

Pyura viarecta Kott, P. (1985). The Australian Ascidiacea Pt 1, Phlebobranchia and Stolidobranchia. *Mem. Queensl. Mus.* **23**: 1–440 [333].

Type data: holotype QM GH1388.

Type locality: southern reef slope, Heron Is., 10 m, QLD.

Distribution: QLD (NE coast); known only from type locality.

Ecology: benthic, marine.

STYELIDAE

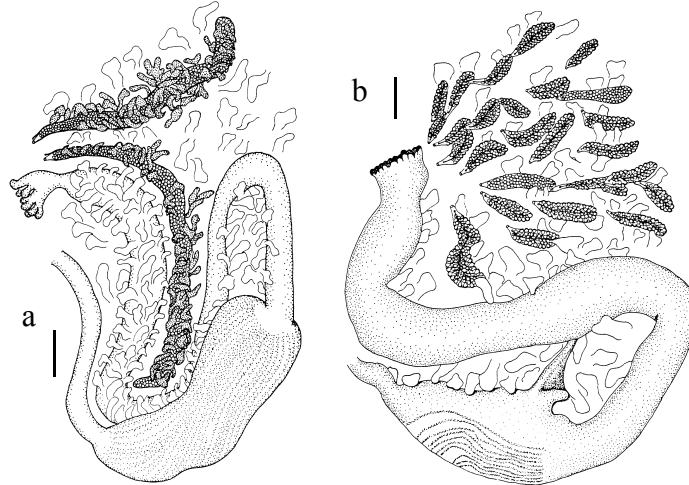


Fig. 22. Styelid species, left body wall showing gut and gonads, with scattered endocarps: **a**, *Styela plicata* (Lesueur, 1823); **b**, *Polycarpa aurita* (Sluiter, 1890). (Scale bars = 2.0 mm). [from Kott 1985]

The family Styelidae Sluiter, 1895 is diverse, containing solitary species (Styelinae) as well as colonial ones, some with cloacal systems (Botryllinae) and others without (Polyzoinae). Family characters, evident in the larger solitary species, are often reduced or absent in the smaller and more simplified zooids of colonial taxa. Basically the family is distinguished by having four pharyngeal folds on each side of the body, simple (unbranched) branchial tentacles, a thick external coat of circular muscles over a layer of longitudinal muscle bands, internal glandular folds in the stomach wall, usually more than one gonad on each side of the body, those on the left outside the gut loop, and the internal parietal body wall often raised into upright leaf-like or flat-topped bodies known as endocarps projecting into the atrial cavity. The function of the endocarps is not known, although it appears that they would interrupt the excurrent stream of water as it moves through the atrial cavity and in some cases (e.g. in *Polycarpa*) may impede the release of gametes from the atrial cavity.

The best known genera of the solitary Styelinae are *Styela* Fleming, 1822, with branching male follicles in the body wall around the outside of the long ovarian tubes that converge to the atrial apertures; *Cnemidocarpa* Huntsman, 1912, with similar ovarian tubes but with compact testis follicles closely applied to the sides or beneath the ovarian tube, the vasa efferentia joining the vas deferens along the mesial surface of the ovary, and *Polycarpa* Heller, 1877, with many short ovarian sacs (often in several rows, or scattered), their short ducts usually distant from the excurrent aperture. The testis follicles are beneath the ovaries. *Asterocarpa* Brewin, 1946 has branched gonads of the cnemidocarp type around the ventral margin of the body; and *Monandrocarpa* Michaelsen, 1904 has polycarp-type gonads but each gonad has only a single pair of testis follicles. In *Styela* and *Cnemidocarpa* the number of gonads on the left is often only one or two, although they are more numerous on the right.

Polycarpa is unusual in having some viviparous species in which the oviducts are directed ventrally or in which the ovaries with their short oviducts are present only ventrally, resulting in the retention of eggs in the atrial cavity where they are fertilised and the embryos are incubated. Berrill (1955) has proposed that viviparous species are adapted for life in the open

STYELIDAE

sea in that gametes are less vulnerable to dispersal and populations are maintained more tightly. *Polycarpa* (like *Molgula*, in the Molgulidae) contains solitary species with a morphology amenable to adaptations for egg retention, and with test and body shape that can adapt to a free living existence on the open sea floor, e.g. with a strong feeding current from a large branchial sac rather than the small currents of colonial zooids; and with a rigid sand-encrusted test that protects the body from eroding sediments. The viviparous larvae in these genera also tend to lack the light sensitive ocellus—implying that light sensitivity is not advantageous where there are no shadows, such as on the open sea floor (see Berrill 1955).

Like Aplousobranchia (which are almost exclusively colonial), colonial subfamilies Polyzoinae and Botryllinae have viviparous larvae. These are convergent with aplousobranch larvae and it appears, therefore, that viviparity is associated with a colonial habit rather than an open sea habitat. Like aplousobranch larvae, the larvae of Botryllidae and Polyzoinae are light sensitive (negatively phototropic on settlement, being attracted into shaded habitats such as in crevices and on under-surfaces).

Polyzoinae, characterised by their separately opening atrial apertures, are a diverse subfamily with numerous genera, ranging from semi-independent zooids joined by basal stolons, to fully embedded ones. The subfamily well demonstrates the trend to simplification of morphology with replication and size reduction of zooids. The smaller zooids have flat branchial sacs with as few as three internal longitudinal vessels, and small and ephemeral gonads, while the larger forms (e.g. *Polyandrocarpa*) have all the characteristics of genera of the Styelinae—well-formed branchial folds and larger and persistent gonads. In the Botryllinae, the zooids form well-integrated cloacal systems comparable with those in the aplousobranch families Polyclinidae and Didemnidae and certain genera in the Holozoidae (*Sycozoa*, *Distaplia*, *Hypsistozoa* and *Hypodistoma*). Species have been assigned to one of two genera, *Botryllus* and *Botrylloides*, although a high degree of intraspecific variability in many of the taxa and a simple zooid morphology have resulted in difficulties in defining the parameters of both species and genera (see Sabbadin 1979; Monniot & Monniot 1987; Monniot 1988; Kott 2003).

The most diverse genera of the Styelinae in Australian waters are *Cnemidocarpa* (14 species) and *Polycarpa* (33 species). Both genera are well represented especially by indigenous species. The Indo-west Pacific tropical genus *Polycarpa* is known in Tasmania and New Zealand but not further south. *Styela*, never speciose, is represented by three, possibly introduced, opportunistic species, each with a cosmopolitan range. *Monandrocarpa* Michaelsen, 1904 and *Asterocarpa* Brewin, 1946 are each represented by a single species, and both genera are known only from the Southern Hemisphere.

Polyzoinae, are also well represented by the *Polycarpa*-like *Polyandrocarpa* Michaelsen, 1904 (10 species of which eight are indigenous), *Ocularia* Gray, 1868 (monotypic) and *Eusynstyela* Michaelsen, 1904 (two species); one genus with reduced numbers of branchial folds, *Stolonica* Lacaze-Duthiers & Delage, 1892 (10 species); and those without branchial folds, *Polyzoa* Lesson, 1830 (one species), *Metandrocarpa* Michaelsen, 1904 (three species), *Symplegma* Herdman, 1886 (three species) and *Chorizocarpa* Michaelsen, 1904 (three species). In Botryllinae, four species each in both *Botryllus* Gaertner, 1774 and *Botrylloides* Milne-Edwards, 1841 are presently recorded from Australia.

References

- Berrill, N.J. (1955). *The Origin of Vertebrates*. London : Oxford University Press 257 pp.
- Brewin, B.I. (1946). Ascidiens in the vicinity of the Portobello Marine Biological Station, Otago Harbour. *Trans. R. Soc. N.Z.* 76(2): 87–131
- Fleming, J. (1822). *The Philosophy of Zoology*. Vol. 2. Edinburgh and London pp. 508–518.
- Gaertner, J. (1774). Zoophyta, quaedam minuta. pp. 24–41 in Pallas, P.S. *Specilegia Zoologia*. Berolini : G.A. Lange fasc. 10

STYELIDAE

- Gray, J.E. (1868). Note on *Oculinaria*, a new genus of social Ascidia. *Proc. Zool. Soc. Lond.* **1868**: 564–565
- Heller, C. (1877). Untersuchungen über die Tunicaten des Adriatischen und Mittelmeeres (3). *Denkschr. Akad. Wiss. Wien* **37**(1): 241–275
- Herdman, W.A. (1886). Report on the Tunicata collected during the voyage of H.M.S. *Challenger* during the years 1873–1876. Pt II, Ascidiæ compositæ. *Zool. Chall. Exped.* **14**(38): 1–425
- Huntsman, A.G. (1912). Ascidiæ from the coasts of Canada. *Trans. R. Can. Inst.* **9**: 111–148
- Kott, P. (2003). New syntheses and new species in the Australian Ascidiacea. *J. Nat. Hist.* **37**: 1611–1653
- Lacaze-Duthiers, F.J.H. & Délage, Y. (1892). Faune des Cynthiades de Roscoff et côtes de Bretagne. *Mém. pres. div. Sav. Acad. Sci. Inst. Fr.* **45**(2): 1–319
- Lesson, R.P. (1830). Zoologie. pp. 256–279, 433–440 in Lesson, R.P. *Voyage autour du Monde sur la Corvette La Coquille pendant 1822–1825*. Paris : P. Pourret Frères Vol. 2(1)
- Michaelsen, W. (1904). Revision der compositen Styeliden oder Polyzoinen. *Jahrb. Hamb. Wiss. Anst.* **21**(2): 1–124
- Milne-Edwards, H. (1841). Observations sur les ascidies composées des côtes de la Manche. *Mem. Acad. Sci. Inst. Fr.* **18**: 217–326
- Monniot, C. (1988). Ascidies de Nouvelle-Calédonie IV. Styelidae (suite). *Bull. Mus. Natl. Hist. Nat. Paris* (4)**10A**(2): 163–196
- Monniot, C. & Monniot, F. (1987). Les ascidies de Polynésie française. *Mém. Mus. Natl. Hist. Nat. Paris* **136**: 1–155
- Sabbadin, A. (1979). Ascidian colonial structure and genetics. pp. 433–444 in Larwood, G.L. & Rosen, B.R. (eds) *Biology and Systematics of Colonial Organisms*. London : Academic Press
- Sluiter, C.P. (1895). Tunicaten. In, Semon, R. Zoologische Forschungsreisen in Australien und den Malayischen Archipel. *Denkschr. Med.-Naturw. Ges. Jena* **8**: 163–186; Nachtrag zu den tunicaten: 325–326.

BOTRYLLINAE

Botrylloides Milne-Edwards, 1841

Botrylloides Milne-Edwards, H. (1841). Observations sur les ascidies composées des côtes de la Manche. *Mem. Acad. Sci. Inst. Fr.* **18**: 217–326 [301].

Type species: *Botrylloides rotifera* Milne-Edwards, 1841 by original designation.

Sarcobotrylloides Drasche, R. von (1883). Die Synascidien der Bucht von Rovigno (Istrien). In: *Ein Beitrag zur Fauna der Adria* Wien: Carl Gerolds Sohn. 41 pp. [14].

Type species: *Sarcobotrylloides superbum* Drasche, 1883 by monotypy.

Metrocarpa Ärnäck-Christie-Linde, A. (1923). Northern and Arctic invertebrates in the collection of the Swedish State Museum. IX Tunicata, Part 2. Botryllidae. *K. Sven. Vetensk.-Akad. Handl.* (2) **63**(9): 1–25 [5] [junior subjective synonym of *Botrylloides* Milne-Edwards, 1841].

Type species: *Botryllus leachii* Savigny, 1816 by original designation.

Taxonomic decision for synonymy: Huus, J. (1937). Ascidiaceae. pp. 545–692 in Kükenthal, W. & Krumbach, T. (eds) *Handbuch der Zoologie*. Berlin: Walter de Gruyter Vol. 5(2)6 [674].

Extralimital distribution: worldwide in temperate and tropical seas. See: Hartmeyer, R. (1923). Ascidiacea, part I. Zugleich eine Übersicht über die Arktische und boreale Ascidiendfauna auf tiergeographischer Grundlage. *Ingolf-Exped.* **2**(6): 1–365; Van Name, W.G. (1945). The North and South American ascidians. *Bull. Am. Mus. Nat. Hist.* **84**: 1–476; Berrill, N.J. (1950). The Tunicata. *Ray Soc. Publ.* **133**: 1–354; Kott, P. (1985). The Australian Ascidiacea Pt 1, Phlebobranchia and Stolidobranchia. *Mem. Queensl. Mus.* **23**: 1–440; Monniot, C. & Monniot, F. (1987). Les ascidies de Polynésie française. *Mém. Mus. Natl. Hist. Nat. Paris* **136**: 1–155; Monniot, C. (1988). Ascidies de Nouvelle-Calédonie IV. Styelidae (suite). *Bull. Mus. Natl. Hist. Nat. Paris* (4) **10A**(2): 163–196; Nishikawa, T. (1991). The ascidians of the Japan Sea. II. *Publ. Seto Mar. Biol. Lab. Kyoto Univ.* **35**(1–3): 26–170.

Botrylloides anceps (Herdman, 1891)

Sarcobotrylloides anceps Herdman, W.A. (1891). A revised classification of the Tunicata, with definitions of the orders, sub-orders, families, sub-families and genera, and analytical keys to the species. *J. Linn. Soc. Lond. Zool.* **23**: 558–652 [609].

Type data: holotype AM U272 (G2118; with *Chorizocormus subfuscus* Herdman, 1891).

Type locality: Port Jackson, NSW.

Botrylloides nigrum magnicoecum Hartmeyer, R. (1912). Die Ascidien der Deutschen Tiefsee Expedition. *Wiss. Ergebn. dt. Tiefsee-Exped. 'Valdivia'* **16**(3): 223–392 [271].

Type data: holotype NHMW 57816*.

Type locality: South Africa.

Taxonomic decision for synonymy: Kott, P. (1985). The Australian Ascidiacea Pt 1, Phlebobranchia and Stolidobranchia. *Mem. Queensl. Mus.* **23**: 1–440 [276].

Distribution: Hong Kong, South Africa, NSW (Lower E coast), QLD (NE coast), SA (Great Australian Bight, S Gulfs coast), South Island, TAS (Bass Strait, Tas. coast), VIC (Bass Strait), WA (Central W coast). Ecology: benthic, marine.

Botrylloides firmus (F. Monniot & C. Monniot, 1996)

Botryllus firmus Monniot, F. & Monniot, C. (1996). New collections of ascidians from the western Pacific and Southeastern Asia. *Micronesica* **29**(2): 133–279 [238].

Type data: holotype MNHP S1 Bot B 108.

Type locality: Port Moresby, Baselisk Passage, 28 m, Papua New Guinea [9°32.32'S 147°08.04'E].

Distribution: Papua New Guinea, Palau, QLD (Central E coast, NE coast).

Ecology: benthic, marine.

References: Kott, P. (1985). The Australian Ascidiacea Pt 1, Phlebobranchia and Stolidobranchia. *Mem. Queensl. Mus.* **23**: 1–440 [279]; Kott, P. (2003). New syntheses and new species in the Australian Ascidiacea. *J. Nat. Hist.* **37**: 1611–1653 [1647] (as *Botrylloides violaceus*).

Botrylloides leachii (Savigny, 1816)

Botryllus leachii Savigny, J.C. (1816). Recherches anatomiques sur les ascidies composées et sur les ascidies simples—Système de la classe des Ascidies pp. 1–239. In *Mémoires sur les Animaux sans Vertèbres*, Pt 2. Paris: G. Dufour. [199].

Type data: type status unknown MNHP (depository uncertain, not found).

Type locality: ?Mediterranean Sea.

Botrylloides albicans Milne-Edwards, H. (1841). Observations sur les ascidies composées des côtes de la Manche. *Mem. Acad. Sci. Inst. Fr.* **18**: 217–326 [304].

Type data: type status unknown.

Type locality: unknown.

Botrylloides rotifera Milne-Edwards, H. (1841). Observations sur les ascidies composées des côtes de la Manche. *Mem. Acad. Sci. Inst. Fr.* **18**: 217–326 [303].

Type data: type status unknown.

Type locality: unknown.

Botrylloides rubrum Milne-Edwards, H. (1841). Observations sur les ascidies composées des côtes de la Manche. *Mem. Acad. Sci. Inst. Fr.* **18**: 217–326 [303].

Type data: type status unknown.

Type locality: unknown.

Botrylloides radiata Alder, J. & Hancock, A. (1848). Tunicata in Catalogue of the Mollusca of Northumberland and Durham. *Transactions of the Tyneside Field Club* **1**: 195–207 [206] [dated 1846–1850].

Type data: holotype HMN*.

Type locality: Cullercoates, Yorkshire, England.

- Botrylloides ramulosa** Alder, J. & Hancock, A. (1848). Tunicata in Catalogue of the Mollusca of Northumberland and Durham. *Transactions of the Tyneside Field Club* **1**: 195–207 [207] [dated 1846-1850].
Type data: type status unknown BMNH or HMN (depository uncertain, not found).
Type locality: unknown.
- Botrylloides pusilla** Alder, J. (1863). Observations on the British Tunicata with descriptions of several new species. *Ann. Mag. Nat. Hist.* (3)**11**: 153–173 [173].
Type data: type status unknown BMNH or HMN (depository uncertain, not found).
Type locality: Grand Havre, Guernsey.
- Botrylloides sparsa** Alder, J. (1863). Observations on the British Tunicata with descriptions of several new species. *Ann. Mag. Nat. Hist.* (3)**11**: 153–173 [172].
Type data: holotype HMN*.
Type locality: St Peters Port, Guernsey, Channel Islands.
- Botrylloides clavelina** Giard, A.M. (1872). Recherches sur les ascidies composées ou synascidies. *Arch. Zool. Exp. Gén.* **1**: 613–662 [632].
Type data: type status unknown (destroyed with Wimereux Laboratory).
Type locality: unknown.
- Botrylloides insigne** Giard, A.M. (1872). Recherches sur les ascidies composées ou synascidies. *Arch. Zool. Exp. Gén.* **1**: 613–662 [633].
Type data: type status unknown (destroyed with Wimereux Laboratory).
Type locality: (on beaches after storms).
- Botrylloides prostratum** Giard, A.M. (1872). Recherches sur les ascidies composées ou synascidies. *Arch. Zool. Exp. Gén.* **1**: 613–662 [632].
Type data: type status unknown (destroyed with Wimereux Laboratory).
Type locality: unknown.
- Botrylloides boloniense** Giard, A.M. (1875). Laboratoire de Zoologie maritime à Wimereux (Pas-de-Calais). *Compt. Rend. Ass. Fr. Avanc. Sci.* **3**: 72, 77 [77].
Type data: type status unknown (destroyed with Wimereux Laboratory).
Type locality: Bologne, English Channel.
- Botrylloides fulgurale** Herdman, W.A. (1886). Report on the Tunicata collected during the voyage of H.M.S. *Challenger* during the years 1873–1876. Pt II, Ascidiæ compositæ. *Zool. Chall. Exped.* **14**(38): 1–425 [52].
Type data: holotype BMNH 1883.12.13.62*.
Type locality: 530 fathoms, north Atlantic Ocean [59°26'N 7°20'W].
- Botrylloides purpureum** Herdman, W.A. (1886). Report on the Tunicata collected during the voyage of H.M.S. *Challenger* during the years 1873–1876. Pt II, Ascidiæ compositæ. *Zool. Chall. Exped.* **14**(38): 1–425 [41] [junior primary homonym of *Botrylloides purpureum* Drasche, 1883].
Type data: holotype BMNH (depository uncertain, lost?).
Type locality: off the Philippines [11°37'N 123°31'E].
- Botrylloides tyreum** Herdman, W.A. (1886). Report on the Tunicata collected during the voyage of H.M.S. *Challenger* during the years 1873–1876. Pt II, Ascidiæ compositæ. *Zool. Chall. Exped.* **14**(38): 1–425 [41, 344, 381] [*nom. nov.* for *Botrylloides purpureum* Herdman, 1886].
- Botrylloides cyanescens** Giard, A.M. (1888). Le Laboratoire de Wimereux en 1888 (recherches fauniques). *Bull. Scient. Fr. Belg.* **9**: 495–496, 512–513 [513].
Type data: type status unknown (destroyed with Wimereux Laboratory).
Type locality: English Channel.
- Botrylloides parvulus** Huitfield-Kaas, H.J. (1896). Synascidiæ. *Den Norske Nordhavs-Expedition 1876–1878, 23 Zoology*, Tunicata **1**: 1–27. pp. 1–27 [24].
Type data: type status unknown BMBN (depository uncertain, not found).
Type locality: Norwegian coast, north Atlantic Ocean.
- Sarcobotrylloides espevaerense** Huitfield-Kaas, H.J. (1896). Synascidiæ. *Den Norske Nordhavs-Expedition 1876–1878, 23 Zoology*, Tunicata **1**: 1–27. pp. 1–27 [25].
Type data: type status unknown BMBN (depository uncertain, not found).
Type locality: north Atlantic Ocean.
- Botrylloides leptum** Herdman, W.A. (1899). Descriptive catalogue of the Tunicata in the Australian Museum. *Australian Museum, Sydney, Catalogue* **17**: 1–139 [101].
Type data: syntypes AM U361 (G2120), AM Y1584.
Type locality: Port Jackson, NSW.
- Sarcobotrylloides jacksonianum** Herdman, W.A. (1899). Descriptive catalogue of the Tunicata in the Australian Museum. *Australian Museum, Sydney, Catalogue* **17**: 1–139 [102].
Type data: syntypes AM G2121.
Type locality: Port Jackson, NSW.
- Sarcobotrylloides pannosum** Herdman, W.A. (1899). Descriptive catalogue of the Tunicata in the Australian Museum. *Australian Museum, Sydney, Catalogue* **17**: 1–139 [105].
Type data: syntypes AM Y2123.
Type locality: Port Stephens, NSW.
- Botrylloides translucidum** Hartmeyer, R. (1912). Die Ascidien der Deutschen Tiefsee Expedition. *Wiss. Ergebn. dt. Tiefsee-Exped. 'Valdivia'* **16**(3): 223–392 [272].
Type data: syntypes NHMW 57817, 57818*.
Type locality: Cape of Good Hope, South Africa.
- Botrylloides vinosa** Alder, J. & Hancock, A. (1912). The British Tunicata III J. Hopkinson, editor. *Ray Soc. Publs* **8**: 1–113 [81].
Type data: type status and whereabouts unknown.
Type locality: Japan.
- Taxonomic decision for synonymy: Hartmeyer, R. (1923). Ascidiacea, part I. Zugleich eine Übersicht über die Arktische und boreale Ascidiënfauna auf tiergeographischer Grundlage. *Ingolf-Exped.* **2**(6): 1–365 [361]; Berrill, N.J. (1950). The Tunicata. *Ray Soc. Publs* **133**: 1–354 [224].
- Distribution: NSW (Central E coast, Lower E coast), QLD (Central E coast, NE coast), SA (Great Australian Bight), VIC (Bass Strait), WA (Central W coast, Lower W coast, NW coast, SW coast); north-east Atlantic Ocean, North Sea, Mediterranean Sea, Black Sea, Adriatic, Red Sea and tropical Indo-west Pacific Ocean.
Ecology: benthic, marine.
Reference: Kott, P. (1985). The Australian Ascidiacea Pt 1, Phlebobranchia and Stolidobranchia. *Mem. Queensl. Mus.* **23**: 1–440 [275].

Botrylloides perspicuus Herdman, 1886

Botrylloides perspicuum Herdman, W.A. (1886). Report on the Tunicata collected during the voyage of H.M.S. *Challenger* during the years 1873–1876. Pt II, Ascidiacea compositae. *Zool. Chall. Exped.* **14**(38): 1–425 [45].

Type data: syntypes BMNH 1887.2.4.209, 1887.2.4.210*.

Type locality: 20 m, Philippines [6°54'N 122°18'E].

Distribution: Philippines, Indonesia, Hong Kong, Lord Howe Island, QLD (Central E coast, SE oceanic), SA (Great Australian Bight, S Gulfs coast), TAS (Bass Strait, Tas. coast), VIC (Bass Strait), WA (Central W coast, Lower W coast, NW coast).

Ecology: benthic, marine.

Reference: Kott, P. (1985). The Australian Ascidiacea Pt 1, Phlebobranchia and Stolidobranchia. *Mem. Queensl. Mus.* **23**: 1–440 [278].

Botrylloides saccus Kott, 2003

Botrylloides saccus Kott, P. (2003). New syntheses and new species in the Australian Ascidiacea. *J. Nat. Hist.* **37**: 1611–1653 [1645].

Type data: syntypes SAMA E2868.

Type locality: Peneshaw Jetty, 4–6 m, Kangaroo Is., SA.

Distribution: SA (S Gulfs coast); known only from type locality.

Ecology: benthic, marine.

Botryllus Gaertner, 1774

Alcyonium Pallas, P.S. (1766). *Elenchus zoophytorum sistens generum adumbrationes generaliores et specierum cognitarum succinctas descriptiones cum selectis auctorum synonymis*. Hagae-comitum: P. van Cleef 451 pp. [342] [senior synonym suppressed in favour of *Botryllus* Gaertner, 1774 as *nomen conservandum*, see Hemming, F. & Noakes, D. (eds) (1958). *Official List of Generic Names in Zoology*. First instalment. London: International Trust for Zoological Nomenclature 200 pp. [47]; Hartmeyer, R. (1915). Ascidiarum nomina conservanda. pp. 247–258 in Apstein, C. *Nomina Conservanda. Sber. Ges. Naturf. Freunde Berl.* **1915b**: 247–258; junior homonym of *Alcyonium* Linnaeus, 1758 (Coelenterata), see Neave, S.A. (1975). *Nomenclator Zoologicus [1940–1975]*. London: The Zoological Society Vol. 1–7].

Type species: *Alcyonium schlosseri* Pallas, 1766 by monotypy.

Botryllus Gaertner, J. (1774). Zoophyta, quaedam minuta. pp. 24–41 in Pallas, P.S. *Specilegia Zoologia*. Berolini: G.A. Lange fasc. 10 [35] [*nomen conservandum*, see Hartmeyer, R. (1915). Ascidiarum nomina conservanda. pp. 247–258 in Apstein, C. *Nomina Conservanda. Sber. Ges. Naturf. Freunde Berl.* **1915b**: 247–258].

Type species: *Botryllus stellatus* Gaertner, 1774 by subsequent designation, see Hemming, F. & Noakes, D. (eds) (1958). *Official List of Generic Names in Zoology*. First instalment. London: International Trust for Zoological Nomenclature 200 pp.

Polycyclus Lamarck, J.B.P. (1815). Suites des Polypiers empâtés. *Mém. Mus. Natl. Hist. Paris* **1**: 331–340 [338]. Type species: *Polycyclus renieri* Lamarck, 1815 by monotypy.

Leptobotrylloides Oka, A. (1927). Zur kenntnis der japanischen Botryllidae. *Proc. Imp. Acad. Japan* **3**(9): 607–609 [607].

Myxobotrus Oka, A. (1931). Ueber *Myxobotrus*, eine neue Synascidien-Gattung. *Proc. Imp. Acad. Japan* **7**(6): 238–240 [238].

Type species: *Myxobotrus japonicus* Oka, 1931 by monotypy.

Psammobotrus Oka, A. (1932). Ueber *Psammobotrus purpureus* n.g. n.sp., eine mit sand bedeckte Botryllide. *Proc. Imp. Acad. Japan* **8**: 102–104 [102].

Type species: *Psammobotrus purpureus* Oka, 1932 by monotypy.

Parabotryllus Kott, P. (1975). The ascidians of South Australia III. Northern sector of the Great Australian Bight and additional records. *Trans. R. Soc. S. Aust.* **99**(1): 1–20 [11].

Type species: *Parabotryllus nemorus* Kott, 1975 by monotypy.

Taxonomic decision for synonymy: Huus, J. (1937). Ascidiaceae. pp. 545–692 in Kükenthal, W. & Krumbach, T. (eds) *Handbuch der Zoologie*. Berlin: Walter de Gruyter Vol. 5(2)6 [674]; Kott, P. (1985). The Australian Ascidiacea Pt 1, Phlebobranchia and Stolidobranchia. *Mem. Queensl. Mus.* **23**: 1–440 [267, 269].

Extralimital distribution: worldwide in temperate and tropical seas. See: Hartmeyer, R. (1923). Ascidiacea, part I. Zugleich eine Übersicht über die Arktische und boreale Ascidiendfauna auf tiergeographischer Grundlage. *Ingolf-Exped.* **2**(6): 1–365; Van Name, W.G. (1945). The North and South American ascidians. *Bull. Am. Mus. Nat. Hist.* **84**: 1–476; Berrill, N.J. (1950). The Tunicata. *Ray Soc. Publs* **133**: 1–354; Kott, P. (1985). The Australian Ascidiacea Pt 1, Phlebobranchia and Stolidobranchia. *Mem. Queensl. Mus.* **23**: 1–440; Monniot, C. & Monniot, F. (1987). Les ascidies de Polynésie française. *Mém. Mus. Natl. Hist. Nat. Paris* **136**: 1–155; Monniot, C. (1988). Ascidies de Nouvelle-Calédonie IV. Styelidae (suite). *Bull. Mus. Natl. Hist. Nat. Paris* (4)**10A**(2): 163–196; Nishikawa, T. (1991). The ascidians of the Japan Sea. II. *Publ. Seto Mar. Biol. Lab. Kyoto Univ.* **35**(1–3): 26–170.

Botryllus purpureus (Oka, 1932)

Psammobotrus purpureus Oka, A. (1932). Ueber *Psammobotrus purpureus* n.g. n.sp., eine mit sand bedeckte Botryllide. *Proc. Imp. Acad. Japan* **8**: 102–104 [102].

Type data: syntypes UTZM 255 * (S408).

Type locality: Japan.

Distribution: Japan, WA (Lower W coast).

Ecology: benthic, marine.

Reference: Kott, P. (1985). The Australian Ascidiacea Pt 1, Phlebobranchia and Stolidobranchia. *Mem. Queensl. Mus.* **23**: 1–440 [267].

Botryllus schlosseri (Pallas, 1766)

Sea Daisies

Alcyonium schlosseri Pallas, P.S. (1766). *Elenchus zoophytorum sistens generum adumbrationes generaliores et specierum cognitarum succinctas descriptiones cum selectis auctorum synonymis*. Hagae-comitum : P. van Cleef 451 pp. [355].

Type data: type status unknown.

Type locality: Falmouth, English Channel.

Botryllus stellatus Gaertner, J. (1774). Zoophyta, quaedam minuta. pp. 24–41 in Pallas, P.S. *Specilegia Zoologia*. Berolini : G.A. Lange fasc. 10 [37].

Type data: type status unknown.

Type locality: shores of Cornwall to Penzance, England.

Alcyonium borlasii Turton, W. (1807). pp. 132, 207–208 in *The British Fauna, containing a compendium of the Zoology of the British Islands*. Swansea : J. Evans [207].

Type data: type status and whereabouts unknown.

Type locality: Mounts Bay, English Channel.

Botryllus polycyclus Savigny, J.C. (1816). Recherches anatomiques sur les ascidies composées et sur les ascidies simples—Système de la classe des Ascidies pp. 1–239. In *Mémoires sur les Animaux sans Vertèbres*, Pt 2. Paris : G. Dufour. [47, 84, 202].

Type data: type status unknown.

Type locality: Suez Canal.

Botryllus gemmeus Savigny, J.C. (1816). Recherches anatomiques sur les ascidies composées et sur les ascidies simples—Système de la classe des Ascidies pp. 1–239. In *Mémoires sur les Animaux sans Vertèbres*, Pt 2. Paris : G. Dufour. [203].

Type data: type status and whereabouts unknown.

Type locality: Suez Canal.

Botryllus minutus Savigny, J.C. (1816). Recherches anatomiques sur les ascidies composées et sur les ascidies simples—Système de la classe des Ascidies pp. 1–239. In *Mémoires sur les Animaux sans Vertèbres*, Pt 2. Paris : G. Dufour. [204].

Type data: type status and whereabouts unknown.

Type locality: Suez Canal.

Aplidium verrucosum Dalyell, J.D. (1839). *Edinburgh New Philosophy Journal*. **26**: 152–158. [155].

Type data: type status and whereabouts unknown.

Type locality: Firth of Forth, Scotland.

Botryllus violaceus Milne-Edwards, H. (1841). Observations sur les ascidies composées des côtes de la Manche. *Mem. Acad. Sci. Inst. Fr.* **18**: 217–326 [305] [junior homonym of *Botryllus violaceus* Quoy & Gaimard, 1834].

Type data: type status and whereabouts unknown.

Type locality: Saint-Vaast-la-Hougue, (Channel coast) France.

Botryllus smaragdus Milne-Edwards, H. (1841). Observations sur les ascidies composées des côtes de la Manche. *Mem. Acad. Sci. Inst. Fr.* **18**: 217–326 [307].

Type data: type status and whereabouts unknown.

Type locality: Saint-Vaast-la-Hougue, (Channel coast) France.

Botryllus bivittatus Milne-Edwards, H. (1841). Observations sur les ascidies composées des côtes de la Manche. *Mem. Acad. Sci. Inst. Fr.* **18**: 217–326 [308].

Type data: type status and whereabouts unknown.

Type locality: Langrune, (Channel coast) France.

Botryllus rubens Alder, J. & Hancock, A. (1848). Tunicata in Catalogue of the Mollusca of Northumberland and Durham. *Transactions of the Tyneside Field Club* **1**: 195–207 [204] [dated 1846-1850].

Type data: type status and whereabouts unknown.

Type locality: Cullercoats, Northumberland, England.

Botryllus castaneus Alder, J. & Hancock, A. (1848). Tunicata in Catalogue of the Mollusca of Northumberland and Durham. *Transactions of the Tyneside Field Club* **1**: 195–207 [205] [dated 1846-1850].

Type data: holotype HMN*.

Type locality: Cullercoats, Northumberland, England.

Botryllus virescens Alder, J. & Hancock, A. (1848). Tunicata in Catalogue of the Mollusca of Northumberland and Durham. *Transactions of the Tyneside Field Club* **1**: 195–207 [205] [dated 1846-1850].

Type data: holotype HMN*.

Type locality: Cullercoats, Northumberland, England.

Botryllus gouldii Verrill, A.E. (1871). Descriptions of some imperfectly known and new ascidians from New England. *Amer. J. Sci.* (3)**1**: 54–58, 93–100, 211–212, 288–294, 443–446 [211].

Type data: syntypes (probable) YPM 1383* (whereabouts of other syntype(s) unknown).

Type locality: Brooklyn, Long Island, New York.

Botryllus calendula Giard, A.M. (1872). Recherches sur les ascidies composées ou synascidies. *Arch. Zool. Exp. Gén.* **1**: 613–662 [623].

Type data: type status and whereabouts unknown.

Type locality: Roscoff, France.

Botryllus pruinus Giard, A.M. (1872). Recherches sur les ascidies composées ou synascidies. *Arch. Zool. Exp. Gén.* **1**: 613–662 [627].

Type data: type status and whereabouts unknown.

Type locality: Roscoff, France.

Botryllus aurolineatus Giard, A.M. (1872). Recherches sur les ascidies composées ou synascidies. *Arch. Zool. Exp. Gén.* **1**: 613–662 [629].

Type data: type status and whereabouts unknown.

Type locality: Roscoff, France.

Botryllus morio Giard, A.M. (1872). Recherches sur les ascidies composées ou synascidies. *Arch. Zool. Exp. Gén.* **1**: 613–662 [629].

Type data: type status and whereabouts unknown.

Type locality: Roscoff, France.

Botryllus marionis Giard, A.M. (1872). Recherches sur les ascidies composées ou synascidies. *Arch. Zool. Exp. Gén.* **1**: 613–662 [630].

Type data: type status and whereabouts unknown.

Type locality: Roscoff, France.

Botryllus rubigo Giard, A.M. (1872). Recherches sur les ascidies composées ou synascidies. *Arch. Zool. Exp. Gén.* **1**: 613–662 [631].

Type data: type status and whereabouts unknown.

Type locality: Roscoff, France.

Botryllus violatinctus Hartmeyer, R. (1909). Ascidiens (continuation of work by Seeliger). pp. 1281–1488 in Bronn, H.G. *Klassen und Ordnungen des Tier-Reichs*. Leipzig : C.F. Winter Vol. 3, suppl. pts 81–87 [1379] [*nom. nov.* for *Botryllus violaceus* Milne-Edwards, 1841].

- Botryllus badius*** Alder, J. & Hancock, A. (1912). The British Tunicata III J. Hopkinson, editor. *Ray Soc. Publs* **8**: 1–113 [70].
 Type data: holotype HMN*.
 Type locality: Isle of Man, England.
- Botryllus calyculatus*** Alder, J. & Hancock, A. (1912). The British Tunicata III J. Hopkinson, editor. *Ray Soc. Publs* **8**: 1–113 [70].
 Type data: holotype HMN*.
 Type locality: Peterhead, east coast of Scotland.
- Botryllus miniatus*** Alder, J. & Hancock, A. (1912). The British Tunicata III J. Hopkinson, editor. *Ray Soc. Publs* **8**: 1–113 [76].
 Type data: holotype HMN*.
 Type locality: Falmouth, Cornwall, England.
 Taxonomic decision for synonymy: Hartmeyer, R. (1923). Ascidiacea, part I. Zugleich eine Übersicht über die Arktische und boreale Ascidiendfauna auf tiergeographischer Grundlage. *Ingolf-Exped.* **2**(6): 1–365 [344].
- Distribution: Hong Kong, New Zealand, QLD (Central E coast, NE coast), SA (Great Australian Bight, S Gulfs coast), TAS (Bass Strait, Tas. coast), VIC (Bass Strait), WA (Central W coast, Lower W coast); north Atlantic Ocean, North Sea, Mediterranean Sea, Black Sea and Adriatic.
 Ecology: benthic, marine; mainly in temperate waters.
 References: Sabbadin, A. (1979). Ascidian colonial structure and genetics. pp. 433–444 in Larwood, G.L. & Rosen, B.R. (eds) *Biology and Systematics of Colonial Organisms*. London: Academic Press; Kott, P. (1985). The Australian Ascidiacea Pt 1, Phlebobranchia and Stolidobranchia. *Mem. Queensl. Mus.* **23**: 1–440 [267].
- Botryllus stewartensis*** Brewin, 1958
- Botryllus stewartensis*** Brewin, B.I. (1958). Ascidians of New Zealand, Part 11. Ascidians of the Stewart Island region. *Trans. R. Soc. N.Z.* **85**(3): 439–453 [447].
 Type data: holotype OMNZ*.
 Type locality: Paterson Inlet, Stewart Is., 18 fathoms, New Zealand.
- Parabotryllus nemorus*** Kott, P. (1975). The ascidians of South Australia III. Northern sector of the Great Australian Bight and additional records. *Trans. R. Soc. S. Aust.* **99**(1): 1–20 [11].
- Type data: holotype SAMA E1031, paratypes AM Y1981, QM G7507.
 Type locality: upper Spencer Gulf, 9 m, SA.
 Taxonomic decision for synonymy: Kott, P. (1985). The Australian Ascidiacea Pt 1, Phlebobranchia and Stolidobranchia. *Mem. Queensl. Mus.* **23**: 1–440 [269].
- Distribution: NSW (Central E coast, Lower E coast), QLD (Central E coast), SA (S Gulfs coast), South Island, VIC (Bass Strait).
 Ecology: benthic, marine.
 Reference: Kott, P. (1992). The Australian Ascidiacea, supplement 2. *Mem. Queensl. Mus.* **32**(2): 621–655.
- Botryllus tuberatus*** Ritter & Forsyth, 1917
- Botryllus tuberatus*** Ritter, W.E. & Forsyth, R.A. (1917). Ascidians of the littoral zone of southern California. *Univ. Calif. Publ. Zool.* **16**: 439–512 [461].
 Type data: type status and whereabouts unknown.
 Type locality: Santa Barbara, California, USA.
- Botryllus communis*** Oka, A. (1927). Zur kenntnis der japanischen Botryllidae. *Proc. Imp. Acad. Japan* **3**(9): 607–609 [607].
 Type data: syntypes (probable) UTZM 4(S33)*, UTZM 87(S184)*, UTZM 108(S15)*, UTZM 336(S175)*, UTZM 364(S1)*.
 Type locality: Japan.
- Botryllus gracilis*** Michaelsen, W. (1927). Einige neue westaustralische ptychobranchiate Ascidiend. *Zool. Anz.* **71**: 193–203 [203].
 Type data: syntypes ZMH*.
 Type locality: South Passage, Dirk Hartog Is., Shark Bay, WA.
 Taxonomic decision for synonymy: Kott, P. (1985). The Australian Ascidiacea Pt 1, Phlebobranchia and Stolidobranchia. *Mem. Queensl. Mus.* **23**: 1–440 [271].
- Distribution: Japan, Indonesia, Palau, Kiribati, California, NSW (Central E coast), QLD (Central E coast, NE coast), WA (Lower W coast); southern California.
 Ecology: benthic, marine; reef flat habitats on the under-surface of rubble.
 Reference: Kott, P. (1990). The Australian Ascidiacea, Phlebobranchia and Stolidobranchia, supplement. *Mem. Queensl. Mus.* **29**(1): 267–298.

POLYZOINAE

Botryllocarpa Hartmeyer, 1909

Protobotryllus Pizon, A. (1908). Ascidies d'Amboine. *Rev. Suisse Zool.* **16**: 195–248 [233] [proposed as a genus in the Botryllinae; junior homonym of *Protobotryllus* Rankin, 1903 (= *Botryllus* Gaertner, 1774)].

Type species: *Protobotryllus viridis* Pizon, 1908 by monotypy.

Botryllocarpa Hartmeyer, R. (1909). Ascidien (continuation of work by Seeliger). pp. 1281–1488 in Bronn, H.G. *Klassen und Ordnungen des Tier-Reichs*. Leipzig: C.F. Winter Vol. 3, suppl. pts 81–87 [1484] [*nom. nov.* for *Protobotryllus* Pizon, 1908].

Extralimital distribution: west Pacific Ocean. See: Kott, P. (1990). The Australian Ascidiacea, Phlebobranchia and Stolidobranchia, supplement. *Mem. Queensl. Mus.* **29**(1): 267–298.

Botryllocarpa elongata Kott, 1990

Botryllocarpa elongata Kott, P. (1990). The Australian Ascidiacea, Phlebobranchia and Stolidobranchia, supplement. *Mem. Queensl. Mus.* **29**(1): 267–298 [283].

Type data: holotype AM Y2122.

Type locality: Phillip Is., Bass Strait, VIC.

Distribution: TAS (Tas. coast), VIC (Bass Strait).

Ecology: benthic, marine.

Chorizocarpa Michaelsen, 1904

Chorizocarpa Michaelsen, W. (1904). Revision der compositen Styeliden oder Polyzoinen. *Jahrb. Hamb. Wiss. Anst.* **21**(2): 1–124 [92].

Type species: *Chorizocormus sydneyensis* Herdman, 1891 by original designation.

Extralimital distribution: west Pacific Ocean. See: Kott, P. (1985). The Australian Ascidiacea Pt 1, Phlebobranchia and Stolidobranchia. *Mem. Queensl. Mus.* **23**: 1–440.

Chorizocarpa guttata Michaelsen, 1904

Chorizocarpa guttata Michaelsen, W. (1904). Revision der compositen Styeliden oder Polyzoinen. *Jahrb. Hamb. Wiss. Anst.* **21**(2): 1–124 [104].

Type data: syntypes ZMH, AM Y2012, Y2013 (depository uncertain).

Type locality: Port Jackson, NSW, to 20 m.

Distribution: NSW (Lower E coast); known only from type locality.

Ecology: benthic, marine; 20 m.

Reference: Kott, P. (1985). The Australian Ascidiacea Pt 1, Phlebobranchia and Stolidobranchia. *Mem. Queensl. Mus.* **23**: 1–440 [261].

Chorizocarpa michaelsoni (Sluiter, 1900)

Synstyela michaelsoni Sluiter, C.P. (1900). Berichtigung über eine *Synstyela*-Art. *Zool. Anz.* **23**: 110 [110].

Type data: holotype ZMA TU1081.

Type locality: Thursday Is., Torres Strait.

Distribution: New Caledonia, QLD (Gulf of Carpentaria).

Ecology: benthic, marine.

Reference: Kott, P. (2003). New syntheses and new species in the Australian Ascidiacea. *J. Nat. Hist.* **37**: 1611–1653 [1644].

Chorizocarpa sydneyensis (Herdman, 1891)

Chorizocormus sydneyensis Herdman, W.A. (1891). A revised classification of the Tunicata, with definitions of the orders, sub-orders, families, sub-families and genera, and analytical keys to the species. *J. Linn. Soc. Lond. Zool.* **23**: 558–652 [636].

Type data: syntypes AM U261, U257.

Type locality: Port Jackson, NSW.

Chorizocormus leucophaeus Herdman, W.A. (1891). A revised classification of the Tunicata, with definitions of the orders, sub-orders, families, sub-families and genera, and analytical keys to the species. *J. Linn. Soc. Lond. Zool.* **23**: 558–652 [636].

Type data: syntypes AM U169 (G2119).

Type locality: Port Jackson, NSW.

Chorizocormus subfuscus Herdman, W.A. (1891). A revised classification of the Tunicata, with definitions of the orders, sub-orders, families, sub-families and genera, and analytical keys to the species. *J. Linn. Soc. Lond. Zool.* **23**: 558–652 [636].

Type data: holotype AM U272 (G2118).

Type locality: Port Jackson, NSW.

Gynandrocarpa purpurea Sluiter, C.P. (1904). Die Tunicaten der Siboga-Expedition. Pt. I, Die socialen und holosomen Ascidien. *Siboga Exped.* **56A**: 1–126 [96].

Type data: syntypes ZMA TU551, TU552, TU553.

Type locality: reef, Pulu Sebangkatan; reef, Kabaena Is.; reef, North Top of Tiur Is., Indonesia.

Gynandrocarpa systematica Sluiter, C.P. (1904). Die Tunicaten der Siboga-Expedition. Pt. I, Die socialen und holosomen Ascidien. *Siboga Exped.* **56A**: 1–126 [98].

Type data: lectotype ZMA TU562.4, paralectotype(s) ZMA TU1264.

Subsequent designation: Spoel, S. van der (1969). Catalogue of the type specimens of Tunicata in the Zoological Museum in Amsterdam. *Bull. Zool. Mus. Amsterdam* **1**(13): 157–200.

Type locality: reef, NE tip of Timor, Indonesia.

Taxonomic decision for synonymy: Kott, P. (1985). The Australian Ascidiacea Pt 1, Phlebobranchia and Stolidobranchia. *Mem. Queensl. Mus.* **23**: 1–440 [262].

Distribution: Indonesia, NSW (Lower E coast), QLD (NE coast); west Pacific Ocean.

Ecology: benthic, marine.

***Eusynstyela* Michaelsen, 1904**

Michaelsenia Van Name, W.G. (1902). The ascidians of the Bermuda Islands. *Trans. Conn. Acad. Arts Sci.* **11**: 325–412 [380] [junior homonym of *Michaelsena* Ude, 1896 (Oligochaeta)].

Type species: *Michaelsenia tincta* Van Name, 1902 by monotypy.

Eusynstyela Michaelsen, W. (1904). Revision der compositen Styeliden oder Polyzoinen. *Jahrb. Hamb. Wiss. Anst.* **21**(2): 1–124 [36] [*nom. nov.* for *Michaelsenia* Van Name, 1902].

Extralimital distribution: tropical west Atlantic Ocean, west Pacific Ocean to Japan, the Red Sea and Gulf of Suez. See: Kott, P. (1985). The Australian Ascidiacea Pt 1, Phlebobranchia and Stolidobranchia. *Mem. Queensl. Mus.* **23**: 1–440.

***Eusynstyela grandis* Kott, 1990**

Eusynstyela grandis Kott, P. (1990). The Australian Ascidiacea, Phlebobranchia and Stolidobranchia, supplement. *Mem. Queensl. Mus.* **29**(1): 267–298 [276].
Type data: holotype QM GH4281.

Type locality: Wistari Reef, Capricorn Group, Great Barrier Reef, QLD.

Distribution: New Caledonia, QLD (Great Barrier Reef).

Ecology: benthic, marine; under rubble near reef crest.

***Eusynstyela latericius* (Sluiter, 1904)**

Gynandrocarpa latericius Sluiter, C.P. (1904). Die Tunicaten der Siboga-Expedition. Pt. I, Die socialen und holosomen Ascidien. *Siboga Exped.* **56A**: 1–126 [94].

Type data: holotype ZMA TU562.1.

Type locality: Sarassa Is., 36 m, Indonesia.

Gynandrocarpa (Eusynstyela) imthurni Herdman, W.A. (1906). Report on the Tunicata. *Ceylon Pearl Oyster Fisheries Suppl. Rept.* **39**: 295–348 [330].

Type data: type status unknown BMNH (depository uncertain, not found).

Type locality: Chilaw Paar, 16–22 m, Sri Lanka.

Taxonomic decision for synonymy: Kott, P. (1985). The Australian Ascidiacea Pt 1, Phlebobranchia and Stolidobranchia. *Mem. Queensl. Mus.* **23**: 1–440 [228].

Distribution: Japan, Vietnam, Thailand, Sri Lanka, Philippines, Indonesia, New Caledonia, NT (N coast), QLD (Central E coast, NE coast), WA (N coast, NW coast); Gulf of Thailand, Indian Ocean.

Ecology: benthic, marine; to 82 m, often epibiont on other stolidobranch ascidians.

***Metandrocarpa* Michaelsen, 1904**

Metandrocarpa Michaelsen, W. (1904). Revision der compositen Styeliden oder Polyzoinen. *Jahrb. Hamb. Wiss. Anst.* **21**(2): 1–124 [69].

Type species: *Goodsiria dura* Ritter, 1896 by monotypy.

Okamia Brewin, B.I. (1948). Ascidians of the Hauraki Gulf, Part 1. *Trans. R. Soc. N.Z.* **77**(1): 115–138 [122].

Type species: *Metandrocarpa thilenii* Michaelsen, 1922 by monotypy.

Taxonomic decision for synonymy: Kott, P. (1985). The Australian Ascidiacea Pt 1, Phlebobranchia and Stolidobranchia. *Mem. Queensl. Mus.* **23**: 1–440 [250].

Extralimital distribution: Nearctic Region; west coast of North America, west Pacific Ocean to New Zealand. See: Kott, P. (1985). The Australian Ascidiacea Pt 1, Phlebobranchia and Stolidobranchia. *Mem. Queensl. Mus.* **23**: 1–440.

***Metandrocarpa agitata* Kott, 1985**

Metandrocarpa agitata Kott, P. (1985). The Australian Ascidiacea Pt 1, Phlebobranchia and Stolidobranchia. *Mem. Queensl. Mus.* **23**: 1–440 [251].

Type data: holotype WAM 970.83, paratype(s) WAM 41.84.
Type locality: 92 km W of Dongara, 110 m, WA [29°07'30"S 113°57'24"E].

Distribution: QLD (Central E coast), WA (Lower W coast).

Ecology: benthic, marine; to 110 m, rubble with sponges.

***Metandrocarpa indica* Kott, 1972**

Metandrocarpa indica Kott, P. (1972). The ascidians of South Australia II. Eastern Sector of the Great Australian Bight and Investigator Strait. *Trans. R. Soc. S. Aust.* **96**(4): 165–196 [182].

Type data: holotype NMV H159, paratype(s) NMV H158.

Type locality: Investigator Strait, 23 m, SA.

Distribution: SA (S Gulfs coast), WA (Lower W coast).

Ecology: benthic, marine; to 44 m, sand and shell bottom in strong surge.

Reference: Kott, P. (1985). The Australian Ascidiacea Pt 1, Phlebobranchia and Stolidobranchia. *Mem. Queensl. Mus.* **23**: 1–440 [253].

***Metandrocarpa miniscula* Kott, 1985**

Metandrocarpa miniscula Kott, P. (1985). The Australian Ascidiacea Pt 1, Phlebobranchia and Stolidobranchia. *Mem. Queensl. Mus.* **23**: 1–440 [254].

Type data: syntypes QM GH1500.

Type locality: Mission Beach, QLD.

Distribution: QLD (NE coast).

Ecology: benthic, marine; intertidal epibiont on *Ascidia* sp., underside of rubble.

***Oculinaria* Gray, 1868**

Oculinaria Gray, J.E. (1868). Note on *Oculinaria*, a new genus of social Ascidia. *Proc. Zool. Soc. Lond.* **1868**: 564–565 [564].

Type species: *Oculinaria australis* Gray, 1868 by monotypy.

***Oculinaria australis* Gray, 1868**

Oculinaria australis Gray, J.E. (1868). Note on *Oculinaria*, a new genus of social Ascidia. *Proc. Zool. Soc. Lond.* **1868**: 564–565 [564].

Type data: holotype BMNH 1861.9.20.12*.

Type locality: Fremantle, WA.

Distribution: NSW (Lower E coast), SA (Great Australian Bight), TAS (Bass Strait), VIC (Bass Strait), WA (Lower W coast, SW coast).

Ecology: benthic, marine; to 44 m, around stems of weed and other material.

Reference: Kott, P. (1985). The Australian Ascidiacea Pt 1, Phlebobranchia and Stolidobranchia. *Mem. Queensl. Mus.* **23**: 1–440 [226].

***Polyandrocarpa* Michaelsen, 1904**

Polyandrocarpa Michaelsen, W. (1904). Revision der compositen Styeliden oder Polyzoinen. *Jahrb. Hamb. Wiss. Anst.* **21**(2): 1–124 [34].

Type species: *Goodsiria lapidosa* Herdman, 1891 by monotypy.

Extralimital distribution: tropical east Atlantic Ocean, west Pacific Ocean. See: Kott, P. (1985). The Australian Ascidiacea Pt 1, Phlebobranchia and Stolidobranchia. *Mem. Queensl. Mus.* **23**: 1–440.

***Polyandrocarpa abjornseni* (Michaelsen, 1927)**

Polycarpa abjornseni Michaelsen, W. (1927). Einige neue westaustralische ptychobranchiate Ascidien. *Zool. Anz.* **71**: 193–203 [200].

Type data: syntypes (probable) ZMB 3800*, ZMB 3801.

Type locality: Fremantle, south of the town, Cockburn sound, on the beach, WA.

Distribution: WA (Lower W coast).

Ecology: benthic, marine.

***Polyandrocarpa australiensis* Kott, 1952**

Polyandrocarpa australiensis Kott, P. (1952). Ascidiens of Australia. 1. Stolidobranchiata and Phlebobranchiata. *Aust. J. Mar. Freshwat. Res.* **3**(3): 206–333 [249].

Type data: syntypes AM Y796, AM Y797, AM Y1570, AM Y1572, AM Y1573.

Type locality: reef, just south of the jetty, Thompson Bay, Rottnest Is., WA.

Distribution: QLD (NE coast), WA (Lower W coast).

Ecology: benthic, marine; to 24 m.

Reference: Kott, P. (1985). The Australian Ascidiacea Pt 1, Phlebobranchia and Stolidobranchia. *Mem. Queensl. Mus.* **23**: 1–440 [217].

***Polyandrocarpa colemani* Kott, 1992**

Polyandrocarpa colemani Kott, P. (1992). The Australian Ascidiacea, supplement 2. *Mem. Queensl. Mus.* **32**(2): 621–655 [641].

Type data: holotype QM GH5724, paratype(s) QM GH5392.

Type locality: Cook Is., off Queensland border, 9 m, NSW.

Distribution: NSW (Central E coast, Lower E coast).

Ecology: benthic, marine; top of ridges where subjected to maximum current.

Reference: Kott, P. (1992). The Australian Ascidiacea, supplement 2. *Mem. Queensl. Mus.* **32**(2): 621–655 [641].

***Polyandrocarpa lapidosa* (Herdman, 1891)**

Goodsiria lapidosa Herdman, W.A. (1891). A revised classification of the Tunicata, with definitions of the orders, sub-orders, families, sub-families and genera, and analytical keys to the species. *J. Linn. Soc. Lond. Zool.* **23**: 558–652 [637].

Type data: syntypes AM U352 (G2116).

Type locality: Port Jackson, NSW.

Distribution: NSW (Lower E coast), SA (Great Australian Bight, S Gulfs coast), VIC (Bass Strait).

Ecology: benthic, marine; hard vertical surfaces, strong currents, to 25 m.

Reference: Kott, P. (1985). The Australian Ascidiacea Pt 1, Phlebobranchia and Stolidobranchia. *Mem. Queensl. Mus.* **23**: 1–440 [219].

***Polyandrocarpa rollandi* Tokioka, 1961**

Polyandrocarpa rollandi Tokioka, T. (1961). Ascidiens collected during the Melanesian Expedition of the Osaka Museum of Natural History. I. Ascidiens presented by Dr R.L.A. Catala of the aquarium of Noumea. *Publ. Seto Mar. Biol. Lab. Kyoto Univ.* **9**(1): 103–138 [116].

Type data: syntypes OMNH IV1321*.

Type locality: Noumea, New Caledonia.

Distribution: New Caledonia, French Polynesia, Mauritius, QLD (NE coast).

Ecology: benthic, marine; to 15 m.

Reference: Monniot, C. (1987). Ascidiens de Nouvelle-Calédonie I. Phlebobranches du Lagon. *Bull. Mus. Natl. Hist. Nat. Paris* (4)**9A**(1): 3–31 [303].

***Polyandrocarpa simulans* Kott, 1972**

Polyandrocarpa simulans Kott, P. (1972). The ascidiens of South Australia II. Eastern Sector of the Great Australian Bight and Investigator Strait. *Trans. R. Soc. S. Aust.* **96**(4): 165–196 [184].

Type data: holotype NMV H162, paratype(s) NMV H160, H161, H163.

Type locality: Investigator Strait, SA.

Distribution: SA (Great Australian Bight, S Gulfs coast).

Ecology: benthic, marine.

Reference: Kott, P. (1985). The Australian Ascidiacea Pt 1, Phlebobranchia and Stolidobranchia. *Mem. Queensl. Mus.* **23**: 1–440 [222].

***Polyandrocarpa sparsa* Kott, 1985**

Polyandrocarpa sparsa Kott, P. (1985). The Australian Ascidiacea Pt 1, Phlebobranchia and Stolidobranchia. *Mem. Queensl. Mus.* **23**: 1–440 [222].

Type data: holotype QM G9591.

Type locality: N Solitary Is., 6 m, NSW.

Distribution: NSW (Lower E coast); known only from type locality.
Ecology: benthic, marine.

***Polyandrocarpa triggsiensis* Kott, 1952**

Polyandrocarpa triggsiensis Kott, P. (1952). Ascidians of Australia. 1. Stolidobranchiata and Phlebobranchiata. *Aust. J. Mar. Freshwat. Res.* **3**(3): 206–333 [248].
Type data: syntypes AM Y1301, Y1575.
Type locality: north outer reef, Trigg's Is., WA.

Distribution: WA (Lower W coast); known only from type locality.

Ecology: benthic, marine.

Reference: Kott, P. (1985). The Australian Ascidiacea Pt 1, Phlebobranchia and Stolidobranchia. *Mem. Queensl. Mus.* **23**: 1–440 [224].

***Polyandrocarpa watsonia* Kott, 1985**

Polyandrocarpa watsonia Kott, P. (1985). The Australian Ascidiacea Pt 1, Phlebobranchia and Stolidobranchia. *Mem. Queensl. Mus.* **23**: 1–440 [225].
Type data: holotype NMV H170.
Type locality: 28 km S off Mallacoota Inlet, Rams Head, 6 m, VIC.

Distribution: VIC (Bass Strait); known only from type locality.

Ecology: benthic, marine; to 6 m.

***Polyzoa* Lesson, 1831**

Polyzoa Lesson, R.P. (1831). Zoologie. pp. 433–440 in Lesson, R.P. *Voyage autour du Monde sur la Corvette La Coquille pendant 1822–1825*. Paris : P. Pourret Freres Vol. 2(1) [437].
Type species: *Polyzoa opuntia* Lesson, 1831 by monotypy.

Goodsiria Cunningham, R.O. (1871). Notes on the reptiles, amphibia, fishes, Mollusca and Crustacea obtained during the voyage of H.M.S. *Nassau* in the years 1866–1869. *Trans. Linn. Soc. Lond.* **27**: 465–502 [489].
Type species: *Goodsiria coccinea* Cunningham, 1871 by monotypy.

Chorizocormus Herdman, W.A. (1886). Report on the Tunicata collected during the voyage of H.M.S. *Challenger* during the years 1873–1876. Pt II, Ascidiæ compositæ. *Zool. Chall. Exped.* **14**(38): 1–425 [345].
Type species: *Chorizocormus reticulatus* Herdman, 1886 by monotypy.

Monobotryllus Oka, A. (1915). Report upon the Tunicata in the collection of the Indian Museum. *Mem. Indian Mus.* **6**: 1–33 [20].
Type species: *Monobotryllus violaceus* Oka, 1915 by monotypy.

Dictyostyela Oka, A. (1926). On the mode of gemmation in *Dictyostyela depressa* n.g., n.sp. (Ascidiæ Sociales). *Proc. Imp. Acad. Japan* **2**: 348–351 [348].
Type species: *Dictyostyela depressa* Oka, 1926 by monotypy.

Taxonomic decision for synonymy: Kott, P. (1985). The Australian Ascidiacea Pt 1, Phlebobranchia and Stolidobranchia. *Mem. Queensl. Mus.* **23**: 1–440 [249].

Extralimital distribution: Antarctic Region; subantarctic, southern California, Indo-West Pacific Ocean. See: Kott, P. (1985). The Australian Ascidiacea Pt 1, Phlebobranchia and Stolidobranchia. *Mem. Queensl. Mus.* **23**: 1–440.

***Polyzoa exigua* Kott, 1990**

Polyzoa exigua Kott, P. (1990). The Australian Ascidiacea, Phlebobranchia and Stolidobranchia, supplement. *Mem. Queensl. Mus.* **29**(1): 267–298 [280].
Type data: holotype QM GH4628, paratype(s) QM GH4629–30.
Type locality: Albany, WA.

Distribution: WA (SW coast); known only from type locality.

Ecology: benthic, marine; epizooic on *Polycarpa flava* [Styelidae] from seagrass beds.

***Polyzoa nodosa* Kott, 1990**

Polyzoa nodosa Kott, P. (1990). The Australian Ascidiacea, Phlebobranchia and Stolidobranchia, supplement. *Mem. Queensl. Mus.* **29**(1): 267–298 [282].
Type data: holotype SAMA E2031, paratype(s) QM GH4154.
Type locality: Price Is., SA.

Distribution: SA (Great Australian Bight); known only from type locality.

Ecology: benthic, marine; 15–20 m.

***Polyzoa violacea* (Oka, 1915)**

Monobotryllus violacea Oka, A. (1915). Report upon the Tunicata in the collection of the Indian Museum. *Mem. Indian Mus.* **6**: 1–33 [20].
Type data: syntypes IM*.
Type locality: Puri, Orissa, on oyster shell, India.

Dictyostyela depressa Oka, A. (1926). On the mode of gemmation in *Dictyostyela depressa* n.g., n.sp. (Ascidiæ Sociales). *Proc. Imp. Acad. Japan* **2**: 348–351 [348].
Type data: type status unknown UTZM (depository uncertain, not found).
Type locality: Honshu, on *Haliotis* [Mollusca] shell, Japan.

Polyzoa sagamiana Tokioka, T. (1953). *Ascidiæ of Sagami Bay*. Tokyo : Iwanami Shoten 313 pp. 79 pls [245].
Type data: holotype BLIH 199*.
Type locality: Hasaki, off Sazima, Sagami Bay, 16 m, Japan.

Taxonomic decision for synonymy: Kott, P. (1985). The Australian Ascidiacea Pt 1, Phlebobranchia and Stolidobranchia. *Mem. Queensl. Mus.* **23**: 1–440 [249].

Distribution: Japan, Fiji, QLD (NE coast), WA (NW coast); Indian Ocean.

Ecology: benthic, marine; often growing on *Cnemidocarpa areolata* [Styelidae] and *Herdmania momus* [Pyuridae], also from rubble shells and other material, intertidal waters–64 m.

***Stolonica* Lacaze-Duthiers & Délage, 1892**

Stolonica Lacaze-Duthiers, F.J.H. & Délage, Y. (1892). Faune des Cynthiadiées de Roscoff et côtes de Bretagne. *Mém. pres. div. Sav. Acad. Sci. Inst. Fr.* **45**(2): 1–319 [249]. Type species: *Cynthia aggregata* Forbes, 1848 (*nom. nov.* for *Stolonica socialis* Hartmeyer, 1903, see Hartmeyer, R. (1923). Ascidiacea, part I. Zugleich eine Übersicht über die Arktische und boreale Ascidiendfauna auf tiergeographischer Grundlage. *Ingolf-Exped.* **2**(6): 1–365) by original designation.

Amphicarpa Michaelsen, W. (1922). Ascidae Ptychobranchiae und Diktyobranchiae von Neuseeland und dem Chatham-Inseln. Papers from Dr. Th. Mortensen's Pacific Expedition 1914–1916, XI. *Vidensk. Meddr. Dansk Naturh. Foren.* **73**: 359–498 [415]. Type species: *Stolonica prolifera* Sluiter, 1905 by original designation.

Taxonomic decision for synonymy: Kott, P. (1990). The Australian Ascidiacea, Phlebobranchia and Stolidobranchia, supplement. *Mem. Queensl. Mus.* **29**(1): 267–298 [277].

Extralimital distribution: northeast Atlantic, tropical west Pacific Ocean. See: Kott, P. (1985). The Australian Ascidiacea Pt 1, Phlebobranchia and Stolidobranchia. *Mem. Queensl. Mus.* **23**: 1–440.

***Stolonica agnata* Kott, 1985**

Stolonica agnata Kott, P. (1985). The Australian Ascidiacea Pt 1, Phlebobranchia and Stolidobranchia. *Mem. Queensl. Mus.* **23**: 1–440 [232]. Type data: holotype QM GH723. Type locality: off mouth of Don River, Abbot Point, 15 m, QLD.

Distribution: New Caledonia, QLD (NE coast), WA (Lower W coast). Ecology: benthic, marine; 15 m, coarse sand with mud.

***Stolonica aluta* Kott, 1985**

Stolonica aluta Kott, P. (1985). The Australian Ascidiacea Pt 1, Phlebobranchia and Stolidobranchia. *Mem. Queensl. Mus.* **23**: 1–440 [233]. Type data: holotype WAM 968.83, paratype(s) WAM 40.84, 969.83. Type locality: 82 km W of Dongara, 164 m, WA [29°14'S 114°04'E–29°14'48"S 114°05'06"E].

Distribution: WA (Lower W coast). Ecology: benthic, marine; 164 m, small stones and sand with sponges.

***Stolonica australis* Michaelsen, 1927**

Stolonica australis Michaelsen, W. (1927). Einige neue westaustralische ptychobranchiate Ascidiend. *Zool. Anz.* **71**: 193–203 [202]. Type data: syntypes ZMH K1522*. Type locality: Middleton Beach, Albany, 5.5–8 m, WA.

Amphicarpa meridiana Kott, P. (1985). The Australian Ascidiacea Pt 1, Phlebobranchia and Stolidobranchia. *Mem. Queensl. Mus.* **23**: 1–440 [246].

Type data: holotype QM GH2231, paratype(s) QM G10172. Type locality: Fly Point, Port Stephens, 10 m, NSW.

Taxonomic decision for synonymy: Kott, P. (1990). The Australian Ascidiacea, Phlebobranchia and Stolidobranchia, supplement. *Mem. Queensl. Mus.* **29**(1): 267–298 [278].

Distribution: SA (S Gulfs coast), TAS (Tas. coast), WA (SW coast).

Ecology: benthic, marine.

***Stolonica brevigastra* Kott, 2003**

Stolonica brevigastra Kott, P. (2003). New syntheses and new species in the Australian Ascidiacea. *J. Nat. Hist.* **37**: 1611–1653 [1644].

Type data: holotype SAMA E2853, paratype(s) QM GH1308, GH1310.

Type locality: Top Gallant Is., in caves and overhangs, 20 m, SA.

Distribution: SA (S Gulfs coast); known only from type locality.

Ecology: benthic, marine.

***Stolonica carnosa* Millar, 1963**

Stolonica carnosa Millar, R.H. (1963). Australian ascidians in the British Museum (Natural History). *Proc. Zool. Soc. Lond.* **141**(4): 689–746 [735].

Type data: holotype BMNH 1962.1.12.25.

Type locality: Cottesloe, WA.

Distribution: SA (S Gulfs coast), VIC (Bass Strait), WA (Lower W coast).

Ecology: benthic, marine.

Reference: Kott, P. (1985). The Australian Ascidiacea Pt 1, Phlebobranchia and Stolidobranchia. *Mem. Queensl. Mus.* **23**: 1–440.

***Stolonica diptycha* (Hartmeyer, 1919)**

Distomus diptychos Hartmeyer, R. (1919). Ascidiend. In, Results of Dr E. Mjöberg's Swedish scientific expeditions to Australia 1910–1913. *K. Svenska Vetensk.-Akad. Handl.* **60**(4): 1–150. [87].

Type data: holotype NHRM 714*, paratype(s) ZMH K1533. Type locality: 45 miles WSW Cape Jaubert, 144 m, north WA.

Distribution: WA (Central W coast, NW coast, SW coast).

Ecology: benthic, marine.

Reference: Kott, P. (1985). The Australian Ascidiacea Pt 1, Phlebobranchia and Stolidobranchia. *Mem. Queensl. Mus.* **23**: 1–440.

***Stolonica duplopicata* Sluiter, 1913**

Stolonica duplopicata Sluiter, C.P. (1913). Ascidiend von den Aru-Inseln. *Abh. Senckenb. Naturforsch. Ges.* **35**: 65–78 [67].

Type data: syntypes ZMA TU986.

Type locality: Pulu Bambu, Aru Is., 10 m, Indonesia.

Distribution: Philippines, WA (NW coast); Torres Strait.

Ecology: benthic, marine; 10–64 m.

Stolonica nodula (Kott, 1985)

Amphicarpa nodula Kott, P. (1985). The Australian Ascidiacea Pt 1, Phlebobranchia and Stolidobranchia. *Mem. Queensl. Mus.* **23**: 1–440 [247].

Type data: holotype QM GH702.

Type locality: Abbot Point, 20 m, QLD.

Taxonomic decision for new combination: Kott, P. (1990). The Australian Ascidiacea, Phlebobranchia and Stolidobranchia, supplement. *Mem. Queensl. Mus.* **29**(1): 267–298 [279] (as *Stolonica nodula*).

Distribution: QLD (NE coast).

Ecology: benthic, marine; 20 m, sandy mud.

Stolonica reducta (Sluiter, 1904)

Styela reducta Sluiter, C.P. (1904). Die Tunicaten der Siboga-Expedition. Pt. I, Die sozialen und holosomen Ascidiien. *Siboga Exped.* **56A**: 1–126 [72].

Type data: syntypes ZMA TU1050.

Type locality: 73 m, Indonesia [8°30'S 119°07'30"E].

Amphicarpa elongata Kott, P. (1952). Ascidiens of Australia. 1. Stolidobranchiata and Phlebobranchiata. *Aust. J. Mar. Freshwat. Res.* **3**(3): 206–333 [236].

Type data: syntypes AM Y1597, Y1599.

Type locality: north end of outer reef, Trigg's Is., WA.

Taxonomic decision for synonymy: Kott, P. (1990). The Australian Ascidiacea, Phlebobranchia and Stolidobranchia, supplement. *Mem. Queensl. Mus.* **29**(1): 267–298 [280].

Distribution: Indonesia, WA (Lower W coast); Coral Sea.

Ecology: benthic, marine.

Stolonica styeliformis Van Name, 1918

Stolonica styeliformis Van Name, W.G. (1918). Ascidiens from the Philippines and adjacent waters. *Bull. U.S. Natl Mus.* **100**(1): 49–174 [107].

Type data: holotype USNM 6042, paratype(s) USNM 5994, 5995, 5996.

Type locality: off Jolo Light, 58 m, Philippines.

Distribution: Philippines, NT (Gulf of Carpentaria).

Ecology: benthic, marine.

Reference: Kott, P. (1972). The fauna of the Gulf of Carpentaria: Ascidiacea (Chordata: Tunicata). *Fish. Notes Qld (n.s.)* **2**: 39–54 [50] (see *Amphoplicata dupplicata*).

Stolonica truncata Kott, 1972

Stolonica truncata Kott, P. (1972). The ascidiens of South Australia II. Eastern Sector of the Great Australian Bight and Investigator Strait. *Trans. R. Soc. S. Aust.* **96**(4): 165–196 [183].

Type data: holotype SAMA E893, paratype(s) SAMA E894, E909.

Type locality: 1 km NW Waldegrave Is., Great Australian Bight, 23 m, SA.

Distribution: SA (Great Australian Bight), WA (Lower W coast).

Ecology: benthic, marine; rocky bottom with sand patches, 3–25 m.

Reference: Kott, P. (1985). The Australian Ascidiacea Pt 1, Phlebobranchia and Stolidobranchia. *Mem. Queensl. Mus.* **23**: 1–440 [238].

Symplegma Herdman, 1886

Symplegma Herdman, W.A. (1886). Report on the Tunicata collected during the voyage of H.M.S. *Challenger* during the years 1873–1876. Pt II, Ascidiaceae compositae. *Zool. Chall. Exped.* **14**(38): 1–425 [144].

Type species: *Symplegma viride* Herdman, 1886 by monotypy.

Diandrocarpa Van Name, W.G. (1902). The ascidiens of the Bermuda Islands. *Trans. Conn. Acad. Arts Sci.* **11**: 325–412 [382].

Type species: *Diandrocarpa botryllopsis* Van Name, 1902 by monotypy.

Taxonomic decision for synonymy: Huus, J. (1937). Ascidiaceae. pp. 545–692 in Kükenthal, W. & Krumbach, T. (eds) *Handbuch der Zoologie*. Berlin: Walter de Gruyter Vol. 5(2)6 [675].

Extralimital distribution: tropical west Pacific, Atlantic Ocean. See: Berrill, N.J. (1950). The Tunicata. *Ray Soc. Publs* **133**: 1–354; Kott, P. (1985). The Australian Ascidiacea Pt 1, Phlebobranchia and Stolidobranchia. *Mem. Queensl. Mus.* **23**: 1–440.

Symplegma arenosa Kott, 1972

Symplegma arenosa Kott, P. (1972). The ascidiens of South Australia II. Eastern Sector of the Great Australian Bight and Investigator Strait. *Trans. R. Soc. S. Aust.* **96**(4): 165–196 [182].

Type data: holotype SAMA E904, paratype(s) SAMA E985.

Type locality: off Waldegrave Is., Great Australian Bight, SA.

Distribution: SA (Great Australian Bight); known only from type locality.

Ecology: benthic, marine.

Reference: Kott, P. (1985). The Australian Ascidiacea Pt 1, Phlebobranchia and Stolidobranchia. *Mem. Queensl. Mus.* **23**: 1–440.

Symplegma bahraini C. & F. Monniot, 1997

Symplegma bahraini Monniot, C. & Monniot, F. (1997). Records of ascidiens from Bahrain, Arabian Gulf, with three new species. *J. Nat. Hist.* **31**: 1623–1643 [1638].

Type data: holotype MNHP S1 SYM 51, paratype(s) MNHP SYM 52.

Type locality: Bahrain, 7 m, on seagrass, Mozambique [24°09.07'N 50°39.32'E].

Distribution: Mozambique, NT (N coast).

Ecology: benthic, marine.

Reference: Kott, P. (2004). Ascidiacea (Tunicata) in Australian waters of the Timor and Arafura Seas. *Beagle, Rec. Mus. Art Galleries NT* **20**: 37–81 [70].

Symplegma brakenhielmi (Michaelsen, 1904)

Diandrocarpa brakenhielmi Michaelsen, W. (1904). Revision der compositen Styeliden oder Polyzoinen. *Jahrb. Hamb. Wiss. Anst.* **21**(2): 1–124 [50].
Type data: holotype MGH T205.
Type locality: Veracruz, Gulf of Mexico.

Gynandrocarpa quadricornulis Sluiter, C.P. (1904). Die Tunicaten der Siboga-Expedition. Pt. I, Die socialen und holosomen Ascidiien. *Siboga Exped.* **56A**: 1–126 [126].
Type data: holotype ZMA TU562.4.
Type locality: Tual Anchorage, Kei Islands, Indonesia.

Symplegma oecania Tokioka, T. (1961). Ascidiens collected during the Melanesian Expedition of the Osaka Museum of Natural History. I. Ascidiens presented by Dr R.L.A. Catalogue of the aquarium of Noumea. *Publ. Seto Mar. Biol. Lab. Kyoto Univ.* **9**(1): 103–138 [114].
Type data: syntypes OMNH IV1320*.
Type locality: encrusting polychaete tubes, Noumea, New Caledonia.

Taxonomic decision for synonymy: Kott, P. (1998). Tunicata. pp. 51–259 in Wells, A. & Houston, W.W.K. (eds) *Zoological Catalogue of Australia*. Hemichordata, Tunicata, Cephalochordata. Melbourne : CSIRO Publishing, Australia Vol. 34 298 pp. [203] (based on Kott, P. (1985). The Australian Ascidiacea Pt 1, Phlebobranchia and Stolidobranchia. *Mem. Queensl. Mus.* **23**: 1–440 (207)); Kott, P. (2004). Ascidiacea (Tunicata) in Australian waters of the Timor and Arafura Seas. *Beagle, Rec. Mus. Art Galleries NT* **20**: 37–81 [71].

Distribution: Indonesia, Hong Kong, China (People's Republic), Palau, New Caledonia, Fiji, Sri Lanka, NT (N coast), QLD (Central E coast, Great Barrier Reef, NE coast), SA (Great Australian Bight, S Gulfs coast), VIC (Bass Strait), WA (Central W coast, Lower W coast, NW coast); Noumea, also West Indian Ocean, Gulf of Mexico, Caribbean.
Ecology: benthic, marine.

Symplegma rubra Monniot, 1972

Symplegma rubra Monniot, C. (1972). Ascidies stolidobranches des Bermudes. *Bull. Mus. Natl. Hist. Nat. Paris (3(57) Zoology)* **43**: 617–643 [622].
Type data: type status unknown* (not found).
Type locality: Bermuda.

Distribution: Jamaica, Guadeloupe, Brazil, Bermuda, NT (N coast); Atlantic Ocean, West Indian Ocean.
Ecology: benthic, marine.
Reference: Kott, P. (2004). Ascidiacea (Tunicata) in Australian waters of the Timor and Arafura Seas. *Beagle, Rec. Mus. Art Galleries NT* **20**: 37–81 [72].

Symplegma teruakii Kott, 2004

Symplegma teruakii Kott, P. (2004). Ascidiacea (Tunicata) in Australian waters of the Timor and Arafura Seas. *Beagle, Rec. Mus. Art Galleries NT* **20**: 37–81 [72].
Type data: holotype QM GH2603, paratype(s) QM GH2636.
Type locality: Wistari Reef, low tide rubble fauna, QLD.

Distribution: QLD (Great Barrier Reef).
Ecology: benthic, marine.

STYELINAE

Asterocarpa Brewin, 1946

Asterocarpa Brewin, B.I. (1946). Ascidians in the vicinity of the Portobello Marine Biological Station, Otago Harbour. *Trans. R. Soc. N.Z.* **76**(2): 87–131 [113].
Type species: *Styela cerea* Sluiter, 1900 by original designation.

Extralimital distribution: temperate waters of Indian and Pacific Oceans. See: Kott, P. (1985). The Australian Ascidiacea Pt 1, Phlebobranchia and Stolidobranchia. *Mem. Queensl. Mus.* **23**: 1–440.

Asterocarpa humilis (Heller, 1878)

Styela humilis Heller, C. (1878). Beiträge zur nähern Kenntnis der Tunicaten. *Sber. Akad. Wiss. Wien* **77**(1): 83–109 [107].

Type data: type status unknown NHMW (depository uncertain, not found).

Type locality: New Zealand.

Styela cerea Sluiter, C.P. (1900). Tunicaten aus dem Stillen Ocean. *Zool. Jahrb. Syst.* **13**: 1–35 [24].

Type data: holotype ZMA TU1087.

Type locality: d'Urville Is., New Zealand.

Dendrodoa gregaria Kesteven, H.L. (1909). Studies on Tunicata no. 1. *Proc. Linn. Soc. N.S.W.* **34**: 276–295 [291].

Type data: syntypes AM U563, U562, ZMB 2562*.

Type locality: Hobart, TAS.

Tethyum (Styela) asymmetron Hartmeyer, R. (1912). Die Ascidiiden der Deutschen Tiefsee Expedition. *Wiss. Ergebn. dt. Tiefsee-Exped. 'Valdivia'* **16**(3): 223–392 [253].

Type data: holotype ZMB 22.x.1885*, paratype(s) ZMB 1077*.

Type locality: Cape of Good Hope, S. Africa (Expedition 'Prince Adalbert').

Cnemidocarpa robinsoni Hartmeyer, R. (1916). Neue und alte Styeliden aus der Sammlung des Berliner Museums. *Mitt. Zool. Mus. Berl.* **8**(2): 203–230 [224].

Type data: syntypes (probable) ZMB 2256*.

Type locality: Juan Fernandez.

Cnemidocarpa aucklandica Boviën, P. (1922). Ascidiæ from the Auckland and Campbell Islands (holosomatous forms). Papers from Dr. Th. Mortensen's Pacific Expedition 1914–1916 No. IV. *Vidensk. Meddr. Dansk Naturh. Foren.* **73**: 33–47 [36].

Type data: type status unknown ZMUC (depository uncertain, not found).

Type locality: Auckland, New Zealand.

Taxonomic decision for synonymy: Michaelsen, W. (1922). Ascidiæ Ptychobranchiæ und Diktyobranchiæ von Neuseeland und dem Chatham-Inseln. Papers from Dr. Th. Mortensen's Pacific Expedition 1914–1916, XI. *Vidensk. Meddr. Dansk Naturh. Foren.* **73**: 359–498 [418]; Van Name, W.G. (1945). The North and South American ascidiæ. *Bull. Am. Mus. Nat. Hist.* **84**: 1–476 [271].

Distribution: New Zealand, South Africa, SA (S Gulfs coast), TAS (Bass Strait, Tas. coast), WA (SW coast); east Pacific Ocean.

Ecology: benthic, marine.

Cnemidocarpa Huntsman, 1912

Cnemidocarpa Huntsman, A.G. (1912). Ascidiæ from the coasts of Canada. *Trans. R. Can. Inst.* **9**: 111–148 [132].

Type species: *Styela joannæ* Herdman, 1898 (= *Polycarpa finmarkiensis* Kiaer, 1893) by subsequent designation, see Huntsman, A.G. (1913). The classification of the Styelidae. *Zool. Anz.* **41**: 482–501 [500].

Ypsilocarpa Ärnäck-Christie-Linde, A. (1922). Northern and Arctic invertebrates in the collection of the Swedish State Museum VIII: Tunicata. I. Styelidae and Polyzoidea. *K. Sven. Vetensk.-Akad. Handl.* (2)**63**: 1–62 [24].

Taxonomic decision for synonymy: Huus, J. (1937). Ascidiaceae. pp. 545–692 in Kükenthal, W. & Krumbach, T. (eds) *Handbuch der Zoologie*. Berlin: Walter de Gruyter Vol. 5(2)6 [676].

Extralimital distribution: worldwide. See: Hartmeyer, R. (1923). Ascidiaceae, part I. Zugleich eine Übersicht über die Arktische und boreale Ascidiënfauna auf tier-geographischer Grundlage. *Ingolf-Exped.* **2**(6): 1–365; Van Name, W.G. (1945). The North and South American ascidiæ. *Bull. Am. Mus. Nat. Hist.* **84**: 1–476; Berrill, N.J. (1950). The Tunicata. *Ray Soc. Publs* **133**: 1–354; Millar, R.H. (1962). Further descriptions of South African ascidiæ. *Ann. S. Afr. Mus.* **56**(7): 113–221; Kott, P. (1969). Antarctic Ascidiaceae. A monographic account of the known species based on specimens collected under U.S. Government auspices 1947 to 1963. *Antarct. Res. Ser.* **13**: i–xv 1–239; Millar, R.H. (1982). The marine fauna of New Zealand. *Mem. N.Z. Oceanogr. Inst.* **85**: 1–117; Kott, P. (1985). The Australian Ascidiacea Pt 1, Phlebobranchia and Stolidobranchia. *Mem. Queensl. Mus.* **23**: 1–440; Nishikawa, T. (1991). The ascidiæ of the Japan Sea. II. *Publ. Seto Mar. Biol. Lab. Kyoto Univ.* **35**(1–3): 26–170.

Cnemidocarpa aculeata Kott, 1985

Cnemidocarpa aculeata Kott, P. (1985). The Australian Ascidiacea Pt 1, Phlebobranchia and Stolidobranchia. *Mem. Queensl. Mus.* **23**: 1–440 [121].

Type data: holotype QM GH1326, paratype(s) AM GH1327, GH1328.

Type locality: Cleveland Bay, QLD [18°42'S 147°01'E].

Distribution: QLD (NE coast), VIC (Bass Strait).

Ecology: benthic, marine; 20–92 m, muddy sand.

Cnemidocarpa amphora Kott, 1992

Cnemidocarpa amphora Kott, P. (1992). The Australian Ascidiacea, supplement 2. *Mem. Queensl. Mus.* **32**(2): 621–655 [636].

Type data: holotype SAMA E2531, paratype(s) SAMA E2536.

Type locality: 200 m offshore, North Point, Sir Joseph Banks Group, 7 m, SA.

Distribution: SA (Great Australian Bight).

Ecology: benthic, marine; sand, rubble, seagrass beds.

Cnemidocarpa barbata Vinogradova, 1962

Cnemidocarpa barbata Vinogradova, N.G. (1962). Ascidiæ simplices of the Indian part of the Atlantic. Biological results of the Soviet Antarctic Expedition (1955–1958). 1, Explorations of the fauna of the seas. *Akad. Nauk. SSSR Zoological Institute* **1**(9): 195–215 [202].

Type data: holotype (probable) VNIRO* (depository uncertain).

Type locality: 65°14'S 107°33'E, 639 m, Antarctica.

Distribution: Kerguelen Island, NSW (Central E coast); Indian Ocean.

Ecology: benthic, marine; 1200–1639 m.

Reference: Kott, P. (1990). The Australian Ascidiacea, Phlebobranchia and Stolidobranchia, supplement. *Mem. Queensl. Mus.* **29**(1): 267–298 [268].

Cnemidocarpa completa Kott, 1985

Cnemidocarpa completa Kott, P. (1985). The Australian Ascidiacea Pt 1, Phlebobranchia and Stolidobranchia. *Mem. Queensl. Mus.* **23**: 1–440 [124].

Type data: holotype NMV H634.

Type locality: Little Squally Cove, Deal Is., 10 m, VIC.

Distribution: NSW (Central E coast), VIC (Bass Strait).

Ecology: benthic, marine.

Reference: Kott, P. (2003). New syntheses and new species in the Australian Ascidiacea. *J. Nat. Hist.* **37**: 1611–1653 [1641].

Cnemidocarpa fissa Kott, 1985

Cnemidocarpa fissa Kott, P. (1985). The Australian Ascidiacea Pt 1, Phlebobranchia and Stolidobranchia. *Mem. Queensl. Mus.* **23**: 1–440 [125].

Type data: holotype WAM 223.73.

Type locality: E side Cockburn Sound, 9–10 m, WA [32°10'51"S 115°45'12"E].

Distribution: WA (Lower W coast); known only from type locality.

Ecology: benthic, marine.

Cnemidocarpa floccosa (Sluiter, 1904)

Styela floccosa Sluiter, C.P. (1904). Die Tunicaten der Siboga-Expedition. Pt. I, Die socialen und holosomen Ascidien. *Siboga Exped.* **56A**: 1–126 [64].

Type data: lectotype ZMA TU976.13, paralectotype(s) ZMA TU1260.

Subsequent designation: Spoel, S. van der (1969). Catalogue of the type specimens of Tunicata in the Zoological Museum in Amsterdam. *Bull. Zool. Mus. Amsterdam* **1**(13): 157–200 [193].

Type locality: reef, Key Is., Indonesia.

Distribution: QLD (Central E coast, NE coast); Arafura Sea.

Ecology: benthic, marine; on sand, coral and mud substrates.

Reference: Kott, P. (1985). The Australian Ascidiacea Pt 1, Phlebobranchia and Stolidobranchia. *Mem. Queensl. Mus.* **23**: 1–440 [126].

Cnemidocarpa intestinata Kott, 1985

Cnemidocarpa intestinata Kott, P. (1985). The Australian Ascidiacea Pt 1, Phlebobranchia and Stolidobranchia. *Mem. Queensl. Mus.* **23**: 1–440 [128].

Type data: holotype QM G9681.

Type locality: Gladstone Harbour, 9 m, QLD [24°48'39"S 151°13'19"E].

Distribution: NT (N coast), QLD (Central E coast, NE coast).

Ecology: benthic, marine; mud and coarse sand with mud, concrete blocks at about 10 m.

Cnemidocarpa irene (Hartmeyer, 1906)

Styela esther Hartmeyer, R. (1906). Ein Beitrag zur Kenntnis der japanischen Ascidiënfauna. *Zool. Anz.* **31**: 1–30 [8].

Type data: syntypes ZMB 2799*.

Type locality: Fukuura, Sagami Bay, Japan.

Styela irene Hartmeyer, R. (1906). Ein Beitrag zur Kenntnis der japanischen Ascidiënfauna. *Zool. Anz.* **31**: 1–30 [7].

Type data: holotype ZMB 2230*.

Type locality: Myazu, Wakasa Bay, Japan.

Cnemidocarpa valborgi Hartmeyer, R. (1919). Ascidien. In, Results of Dr E. Mjöberg's Swedish scientific expeditions to Australia 1910–1913. *K. Svenska Vetensk.-Akad. Handl.* **60**(4): 1–150. [35].

Type data: holotype NHRM 1491*.

Type locality: 45 miles WSW Cape Jaubert, 144 m, WA.

Cnemidocarpa hartogi Michaelsen, W. (1927). Einige neue westaustralische Ptychobranchiate Ascidien. *Zool. Anz.* **71**: 193–203 [198].

Type data: holotype (probable) ZMB* (depository uncertain).

Type locality: Brown Station, Dirk Hartog Is., Shark Bay, 0.5–3 m, WA.

Cnemidocarpa irma Hartmeyer, R. (1927). Zur Kenntnis phlebobranchiater und dictyobranchiater Ascidien. *Mitt. Zool. Mus. Berl.* **13**: 157–194 [168].

Type data: holotype ZMB 3830*.

Type locality: NNE of Northpoint of Heirisson Prong, Shark Bay, 11–12.5 m, WA.

Styela pavementis Kott, P. (1952). Ascidians of Australia. 1. Stolidobranchiata and Phlebobranchiata. *Aust. J. Mar. Freshwat. Res.* **3**(3): 206–333 [226].

Type data: holotype AM Y1696.

Type locality: jetty piles, Thompson's Bay, Rottneest Is., WA.

Cnemidocarpa legalli Gravier, R. (1955). Ascidies récoltées par le Président Théodore Tissier (campagne de printemps 1951). *Revue Travaux de l'Institut des Pêches Maritime* **19**: 611–631 [621].

Type data: type status and whereabouts unknown.

Type locality: Lesser Antilles, Caribbean.

Taxonomic decision for synonymy: Tokioka, T. (1967). Pacific Tunicata of the United States National Museum. *Bull. U.S. Natl Mus.* **251**: 1–242 [181]; Monniot, C. & Monniot, F. (1984). Ascidies littorales de Guadaloupe VII. Espèces

nouvelles et complémentaire à l'inventaire. *Bull. Mus. Natl. Hist. Nat. Paris (4)* **6A**(3): 567–582 [577] (as *Cnemidocarpa areolata* Heller, 1878); Kott, P. (1985). The Australian Ascidiacea Pt 1, Phlebobranchia and Stolidobranchia. *Mem. Queensl. Mus.* **23**: 1–440 [122] (as *Cnemidocarpa areolata* Heller, 1878); Nishikawa, T. (1991). The ascidians of the Japan Sea. II. *Publ. Seto Mar. Biol. Lab. Kyoto Univ.* **35**(1–3): 26–170 [96].

Distribution: Vietnam, Hong Kong, Palau, New Caledonia, Fiji, Japan, NSW (Central E coast, Lower E coast), NT (N coast), QLD (Central E coast, Great Barrier Reef, NE coast), SA (S Gulfs coast), VIC (Bass Strait), WA (Lower W coast, N coast, NW coast, SW coast); west Pacific Ocean, Marianas, Korea, Guadeloupe.

Ecology: benthic, marine; shallow waters–70 m.

***Cnemidocarpa lobata* (Kott, 1952)**

Styela lobata Kott, P. (1952). Ascidiaceae of Australia. 1. Stolidobranchiata and Phlebobranchiata. *Aust. J. Mar. Freshwat. Res.* **3**(3): 206–333 [222].

Type data: syntypes AM Y1683 1 specimen (whereabouts of other syntype(s) unknown).

Type locality: D'Entrecasteaux Channel, TAS.

Distribution: NSW (Central E coast, Lower E coast), QLD (Central E coast, NE coast), SA (S Gulfs coast), TAS (Bass Strait, Tas. coast), VIC (Bass Strait), WA (Lower W coast, SW coast).

Ecology: benthic, marine; on wharf piles, on muddy or sandy substrates.

Reference: Kott, P. (1985). The Australian Ascidiacea Pt 1, Phlebobranchia and Stolidobranchia. *Mem. Queensl. Mus.* **23**: 1–440 [129].

***Cnemidocarpa longata* (Kott, 1954)**

Styela longata Kott, P. (1954). Tunicata, Ascidiaceae. *Rep. B.A.N.Z. Antarct. Res. Exped.* **1**(4): 121–182 [145].

Type data: holotype AM Y996.

Type locality: off north-east Tasmania.

Distribution: TAS (Tas. coast); known only from type locality.

Ecology: benthic, marine.

***Cnemidocarpa oligocarpa* (Sluiter, 1885)**

Styela oligocarpa Sluiter, C.P. (1885). Ueber einige einfachen Ascidiaceen von der Insel Billiton. *Nat. Tijdschr. Ned. Ind.* **45**: 160–232 [187].

Type data: syntypes ZMA TU1032.

Type locality: between Mendanau and Belleton, 12 m, Indonesia.

Distribution: Indonesia, QLD (NE coast).

Ecology: benthic, marine.

Reference: Kott, P. (1985). The Australian Ascidiacea Pt 1, Phlebobranchia and Stolidobranchia. *Mem. Queensl. Mus.* **23**: 1–440 [131].

***Cnemidocarpa pedata* (Herdman, 1881)**

Polycarpa pedata Herdman, W.A. (1881). Preliminary report on the Tunicata of the *Challenger* Expedition. Cynthiidae, Molgulidae. *Proc. R. Soc. Edinb.* **11**(3): 52–88 [71].

Type data: holotype BMNH 1887.2.4.125.

Type locality: Philippines.

Styela whiteleggii Herdman, W.A. (1898). Note on the Tunicata fauna of Australian seas. *Ann. Mag. Nat. Hist.* **7**(1): 443–450 [445] [*nom. nud.*].

Styela whiteleggii Herdman, W.A. (1899). Descriptive catalogue of the Tunicata in the Australian Museum. *Australian Museum, Sydney, Catalogue* **17**: 1–139 [40].

Type data: syntypes AM U142, U282.

Type locality: Port Stephens and Port Jackson, NSW.

Taxonomic decision for synonymy: Van Name, W.G. (1918). Ascidiaceae from the Philippines and adjacent waters. *Bull. U.S. Natl. Mus.* **100**(1): 49–174 [97]; taxonomic decision for new combination: Kott, P. (1985). The Australian Ascidiacea Pt 1, Phlebobranchia and Stolidobranchia. *Mem. Queensl. Mus.* **23**: 1–440 (as *Cnemidocarpa pedata*).

Distribution: Japan, Philippines, Indonesia, NSW (Central E coast, Lower E coast), QLD (Central E coast, Great Barrier Reef, NE coast), SA (Great Australian Bight), VIC (Bass Strait).

Ecology: benthic, marine; 10–60 m.

***Cnemidocarpa personata* (Herdman, 1899)**

Styela personata Herdman, W.A. (1898). Note on the Tunicata fauna of Australian seas. *Ann. Mag. Nat. Hist.* **7**(1): 443–450 [445] [*nom. nud.*].

Styela personata Herdman, W.A. (1899). Descriptive catalogue of the Tunicata in the Australian Museum. *Australian Museum, Sydney, Catalogue* **17**: 1–139 [41].

Type data: syntypes AM U144 (G2074).

Type locality: Port Jackson, NSW.

Tethyum (Styela) godeffroyi Michaelsen, W. (1912). Die Tethyiden (Styeliden) des Naturhistorischen Museum zu Hamburg, nebst nachtrag und Anhang einige anderen Familien betreffend. *Jahrb. Hamb. Wiss. Anst.* **28**(2): 109–186 [125].

Type data: syntypes (probable) ZMH*.

Type locality: Sydney, NSW.

Taxonomic decision for synonymy: Kott, P. (1985). The Australian Ascidiacea Pt 1, Phlebobranchia and Stolidobranchia. *Mem. Queensl. Mus.* **23**: 1–440 [134].

Distribution: NSW (Central E coast, Lower E coast), QLD (Central E coast, Great Barrier Reef), TAS (Tas. coast).

Ecology: benthic, marine.

***Cnemidocarpa posthuma* Hartmeyer, 1927**

Cnemidocarpa posthuma Hartmeyer, R. (1927). Zur Kenntnis phlebobranchiater und dictyobranchiater Ascidiaceen. *Mitt. Zool. Mus. Berl.* **13**: 157–194 [169].

Type data: holotype (probable) ZMB* (depository uncertain).

Type locality: NW of Heirrisson Prong, Shark Bay, 11–12.5 m, WA.

Distribution: WA (Central W coast); known only from type locality.

Ecology: benthic, marine.

Reference: Kott, P. (1985). The Australian Ascidiacea Pt 1, Phlebobranchia and Stolidobranchia. *Mem. Queensl. Mus.* **23**: 1–440 [136].

Cnemidocarpa radicata (Herdman, 1882)

Styela radicata Herdman, W.A. (1882). Report on the Tunicata collected during the voyage of H.M.S. *Challenger* during the years 1873–1876. Pt I, Ascidiaceae simplices. *Zool. Chall. Exped.* **6**(17): 1–296 [163].

Type data: holotype BMNH 1887.2.4.86.

Type locality: Bass Strait, VIC.

Styela etheridgii Herdman, W.A. (1898). Note on the Tunicata fauna of Australian seas. *Ann. Mag. Nat. Hist.* **7**(1): 443–450 [445] [*nom. nud.*].

Styela etheridgii Herdman, W.A. (1899). Descriptive catalogue of the Tunicata in the Australian Museum. *Australian Museum, Sydney, Catalogue* **17**: 1–139 [38].

Type data: syntypes AM U143 (G2071), AM G12232.

Type locality: Port Stephens, NSW.

Taxonomic decision for synonymy: Kott, P. (1985). The Australian Ascidiacea Pt 1, Phlebobranchia and Stolidobranchia. *Mem. Queensl. Mus.* **23**: 1–440 [136]; taxonomic decision for new combination: Kott, P. (1985). The Australian Ascidiacea Pt 1, Phlebobranchia and Stolidobranchia. *Mem. Queensl. Mus.* **23**: 1–440 (as *Cnemidocarpa radicata*).

Distribution: NSW (Central E coast, Lower E coast), QLD (Central E coast), SA (Great Australian Bight, S Gulfs coast), TAS (Bass Strait, Tas. coast), VIC (Bass Strait), WA (Lower W coast).

Ecology: benthic, marine; to 50 m in *Macrocyttis* [Lessoniaceae] beds, on sandy or rocky substrates.

Cnemidocarpa stolonifera (Herdman, 1899)

Styela stolonifera Herdman, W.A. (1898). Note on the Tunicata fauna of Australian seas. *Ann. Mag. Nat. Hist.* **7**(1): 443–450 [445] [*nom. nud.*].

Styela stolonifera Herdman, W.A. (1899). Descriptive catalogue of the Tunicata in the Australian Museum. *Australian Museum, Sydney, Catalogue* **17**: 1–139 [42].

Type data: holotype AM U145 (G2075).

Type locality: Moreton Bay, QLD.

Taxonomic decision for synonymy: Kott, P. (1985). The Australian Ascidiacea Pt 1, Phlebobranchia and Stolidobranchia. *Mem. Queensl. Mus.* **23**: 1–440 [138].

Distribution: NSW (Central E coast, Lower E coast), QLD (Central E coast, Great Barrier Reef, NE coast).

Ecology: benthic, marine; sandy substrates, to 33 m.

Cnemidocarpa tribranchiata Kott, 1992

Cnemidocarpa tribranchiata Kott, P. (1992). The Australian Ascidiacea, supplement 2. *Mem. Queensl. Mus.* **32**(2): 621–655 [638].

Type data: holotype SAMA E2533, paratype(s) SAMA E2534.

Type locality: Seal Rocks, Encounter Bay, 15 m, SA.

Distribution: SA (Great Australian Bight); known only from type locality.

Ecology: benthic, marine.

Cnemidocarpa tripartita Kott, 1985

Cnemidocarpa tripartita Kott, P. (1985). The Australian Ascidiacea Pt 1, Phlebobranchia and Stolidobranchia. *Mem. Queensl. Mus.* **23**: 1–440 [140].

Type data: holotype NMV H728, paratype(s) NMV H725.

Type locality: Bass Strait, 76 m, VIC [40°10'48"S 145°44'12"E].

Distribution: VIC (Bass Strait).

Ecology: benthic, marine; mud with sponges, 68–76 m.

Monandrocarpa Michaelsen, 1904

Monandrocarpa Michaelsen, W. (1904). Revision der compositen Styeliden oder Polyzoinen. *Jahrb. Hamb. Wiss. Anst.* **21**(2): 1–124 [53].

Type species: *Monandrocarpa tritonis* Michaelsen, 1904 by monotypy.

Monoandrocarpa Kott, P. (1972). Notes on some ascidians from Port Jackson, Botany Bay and Port Hacking NSW. *Proc. Linn. Soc. N.S.W.* **97**(4): 241–257 [250].

Type species: *Monoandrocarpa plana* Kott, 1972 by original designation.

Taxonomic decision for synonymy: Kott, P. (1985). The Australian Ascidiacea Pt 1, Phlebobranchia and Stolidobranchia. *Mem. Queensl. Mus.* **23**: 1–440 [210].

Extralimital distribution: tropical west Pacific Ocean.

See: Kott, P. (1985). The Australian Ascidiacea Pt 1, Phlebobranchia and Stolidobranchia. *Mem. Queensl. Mus.* **23**: 1–440.

Monandrocarpa plana (Kott, 1972)

Monoandrocarpa plana Kott, P. (1972). Notes on some ascidians from Port Jackson, Botany Bay and Port Hacking NSW. *Proc. Linn. Soc. N.S.W.* **97**(4): 241–257 [250].

Type data: holotype AM Y852.

Type locality: off Cronulla, 160 m, NSW.

Polycarpa simplicigona Millar, R.H. (1975). Ascidians from the Indo-West Pacific region in the Zoological Museum, Copenhagen (Tunicata, Ascidiacea). *Steenstrupia* **3**(20): 205–336 [286].

Type data: holotype ZMUC*.

Type locality: 15 miles W of Jolo, 457 m, Philippines.

Taxonomic decision for synonymy: Kott, P. (1985). The Australian Ascidiacea Pt 1, Phlebobranchia and Stolidobranchia. *Mem. Queensl. Mus.* **23**: 1–440 [210].

Distribution: Philippines, NSW (Lower E coast).

Ecology: benthic, marine.

Polycarpa Heller, 1877

Pandocia Fleming, J. (1822). *The Philosophy of Zoology*. Vol. 2. Edinburgh and London pp. 508–518. [511] [senior synonym suppressed in favour of *Polycarpa* Heller, 1877 as *nomen conservandum*, see Hartmeyer, R. (1915). Ascidiarum nomina conservanda. pp. 247–258 in Apstein, C. Nomina Conservanda. *Sber. Ges. Naturf. Freunde Berl.* **1915b**: 247–258; Sneli, J.A. & Gulliksen, B. (1975). *Ascidia*

singularis Gunnerus, 1770 and *Distomus mammillaris* Pallas, 1774: proposed suppression; *Polycarpa* Heller, 1877 (Tunicata, Ascidiacea) proposed type species designation under the Plenary Powers. *Bull. Zool. Nomencl.* **32**(3): 158–160].

Type species: *Pandocia conchilega* Fleming, 1822 by original designation.

Glandula Stimpson, W. (1852). Several new ascidians from the coast of the United States. *Proc. Bost. Soc. Nat. Hist.* **4**: 228–232 [230] [senior synonym suppressed in favour of *Polycarpa* Heller, 1877 as *nomen conservandum*, see Hartmeyer, R. (1915). Ascidiarum nomina conservanda. pp. 247–258 in Apstein, C. Nomina Conservanda. *Sber. Ges. Naturf. Freunde Berl.* **1915b**: 247–258; Hartmeyer, R. (1924). Ascidiacea, part II. Zugleich eine Übersicht über die Arktische und boreale Ascidiendfauna auf tiergeographischer Grundlage. *Ingolf-Exped.* **2**(7): 1–275; Snell, J.A. & Gulliksen, B. (1975). *Ascidia singularis* Gunnerus, 1770 and *Distomus mammillaris* Pallas, 1774: proposed suppression; *Polycarpa* Heller, 1877 (Tunicata, Ascidiacea) proposed type species designation under the Plenary Powers. *Bull. Zool. Nomencl.* **32**(3): 158–160].

Type species: *Glandula fibrosa* Stimpson, 1852 by subsequent designation, see Heller, C. (1875). Untersuchungen über die Tunicaten des Adriatischen Meeres (2). *Denkschr. Akad. Wiss. Wien* **36**: 107–125.

Polycarpa Heller, C. (1877). Untersuchungen über die Tunicaten des Adriatischen und Mittelmeeres (3). *Denkschr. Akad. Wiss. Wien* **37**(1): 241–275 [259] [*nomen conservandum*, see Hartmeyer, R. (1915). Ascidiarum nomina conservanda. pp. 247–258 in Apstein, C. Nomina Conservanda. *Sber. Ges. Naturf. Freunde Berl.* **1915b**: 247–258; Hartmeyer, R. (1923). Ascidiacea, part I. Zugleich eine Übersicht über die Arktische und boreale Ascidiendfauna auf tiergeographischer Grundlage. *Ingolf-Exped.* **2**(6): 1–365]. Type species: *Polycarpa varians* Heller, 1877 (= *Cynthia pomaria* Heller, 1816) by original designation.

Paratona Huntsman, A.G. (1913). The classification of the Styelidae. *Zool. Anz.* **41**: 482–501 [501].

Type species: *Polycarpa elata* Heller, 1878 by original designation.

Taxonomic decision for synonymy: Huus, J. (1937). Ascidiaceae. pp. 545–692 in Kükenthal, W. & Krumbach, T. (eds) *Handbuch der Zoologie*. Berlin: Walter de Gruyter Vol. 5(2)6 [676].

Extralimital distribution: Neotropical Region, Palaearctic Region; subtropical convergence to tropical west Pacific Ocean, Japan, Mediterranean, tropical Atlantic Ocean, northeast Atlantic Ocean. See: Hartmeyer, R. (1923). Ascidiacea, part I. Zugleich eine Übersicht über die Arktische und boreale Ascidiendfauna auf tiergeographischer Grundlage. *Ingolf-Exped.* **2**(6): 1–365; Harant, H. (1929). Ascidies provenant des croisières du Prince Albert 1er de Monaco. *Résultats de Campagnes Scientifique accomplies (Monaco)* **75**: 1–110; Van Name, W.G. (1945). The North and South American ascidians. *Bull. Am. Mus. Nat. Hist.* **84**: 1–476; Berrill, N.J. (1950). The Tunicata. *Ray Soc. Publs* **133**: 1–354; Millar, R.H. (1962). Further descriptions of South African ascidians. *Ann. S. Afr. Mus.* **56**(7): 113–221;

Millar, R.H. (1982). The marine fauna of New Zealand. *Mem. N.Z. Oceanogr. Inst.* **85**: 1–117; Kott, P. (1985). The Australian Ascidiacea Pt 1, Phlebobranchia and Stolidobranchia. *Mem. Queensl. Mus.* **23**: 1–440; Nishikawa, T. (1991). The ascidians of the Japan Sea. II. *Publ. Seto Mar. Biol. Lab. Kyoto Univ.* **35**(1–3): 26–170.

Polycarpa argentata (Sluiter, 1890)

Styela argentata Sluiter, C.P. (1890). Die Evertebraten aus der Sammlung des Königlichen Naturwissenschaftlichen Vereins in Niederländisch Indien in Batavia. *Nat. Tijdschr. Ned. Ind.* **50**: 329–348 [340].

Type data: holotype ZMA TU993.

Type locality: Bay of Jakarta (as Djakarta) on coral reef between Leiden Is. and Enkhuizen Is., 20 m, Indonesia.

Styela nutrix Sluiter, C.P. (1904). Die Tunicaten der Siboga-Expedition. Pt. I, Die socialen und holosomen Ascidien. *Siboga Exped.* **56A**: 1–126 [86].

Type data: syntypes ZMA TU976.18, TU976.19*.

Type locality: Haingsisi, reef, Samau Is., Indonesia.

Polycarpa iwayamae Tokioka, T. (1950). Ascidians from the Palau Is. I. *Publ. Seto Mar. Biol. Lab. Kyoto Univ.* **1**(3): 115–150 [143] [publication date established from Tokioka, T. (1967). Pacific Tunicata of the United States National Museum. *Bull. U.S. Natl. Mus.* **251**: 1–242].

Type data: syntypes SMBL 77*.

Type locality: Palau Islands, west Pacific Ocean.

Taxonomic decision for synonymy: Kott, P. (1985). The Australian Ascidiacea Pt 1, Phlebobranchia and Stolidobranchia. *Mem. Queensl. Mus.* **23**: 1–440 [148].

Distribution: Indonesia, Palau, Kiribati, NSW (Central E coast), QLD (Central E coast, Great Barrier Reef, NE coast), WA (NW coast); west Pacific Ocean. Ecology: benthic, marine.

Polycarpa aurata (Quoy & Gaimard, 1834)

Ascidia aurata Quoy, J.R.C. & Gaimard, J.P. (1834). Zoologie, Mollusques pp. 559–626. in, *Voyages de découvertes de l'Astrolabe 1826–1829*, Vol. 3. Paris: Pilet Ainé. [559].

Type data: holotype MNHP S1 POL.B 121*.

Type locality: New Guinea.

Polycarpa sulcata Herdman, W.A. (1882). Report on the Tunicata collected during the voyage of H.M.S. *Challenger* during the years 1873–1876. Pt I, Ascidiaceae simplices. *Zool. Chall. Exped.* **6**(17): 1–296 [179].

Type data: type status unknown BMNH (depository uncertain, not found).

Type locality: Banda, Moluccas, 34 m, Indonesia.

Styela psoloessa Sluiter, C.P. (1890). Die Evertebraten aus der Sammlung des Königlichen Naturwissenschaftlichen Vereins in Niederländisch Indien in Batavia. *Nat. Tijdschr. Ned. Ind.* **50**: 329–348 [337].

Type data: syntypes ZMA TU1048*.

Type locality: Ambon, Indonesia.

Styela (Polycarpa) pneumonodes Sluiter, C.P. (1895). Tunicaten. In, Semon, R. Zoologische Forschungsreisen in Australien und den Malayischen Archipel. *Denkschr. Med.-Naturw. Ges. Jena* **8**: 163–186; Nachtrag zu den tunicaten: 325–326. [179].

Type data: syntypes ZMA TU1046*.
Type locality: Ambon, Indonesia.

Pandocia (Polycarpa) botryllifera Michaelsen, W. (1912). Die Tethyiden (Styeliden) des Naturhistorischen Museum zu Hamburg, nebst nachtrag und Anhang einige anderen Familien betreffend. *Jahrb. Hamb. Wiss. Anst.* **28**(2): 109–186 [143].

Type data: holotype ZMH*.
Type locality: Samoa, west Pacific Ocean.

Taxonomic decision for synonymy: Kott, P. (1985). The Australian Ascidiacea Pt 1, Phlebobranchia and Stolidobranchia. *Mem. Queensl. Mus.* **23**: 1–440 [150].

Distribution: Sri Lanka, Philippines, Indonesia, Palau, New Guinea, QLD (Great Barrier Reef, NE coast); Caroline Is., west Pacific Ocean.
Ecology: benthic, marine; 3–20 m.

Polycarpa aurita (Sluiter, 1890)

Styela aurita Sluiter, C.P. (1890). Die Evertibraten aus der Sammlung des Königlichen Naturwissenschaftlichen Vereins in Niederländisch Indien in Batavia. *Nat. Tijdschr. Ned. Ind.* **50**: 329–348 [338].

Type data: lectotype ZMA TU1011, paralectotype(s) ZMA TU1255.

Subsequent designation: Spoel, S. van der (1969). Catalogue of the type specimens of Tunicata in the Zoological Museum in Amsterdam. *Bull. Zool. Mus. Amsterdam* **1**(13): 157–200 [192].

Type locality: Bay of Jakarta (as Djakarta), between Leiden Is. and Enkhuzen Is., 20 m, Indonesia.

Styela circumarata Sluiter, C.P. (1904). Die Tunicaten der Siboga-Expedition. Pt. I, Die socialen und holosomen Ascidien. *Siboga Exped.* **56A**: 1–126 [70].

Type data: holotype ZMA TU1108.
Type locality: 16–23 m, Indonesia [6°07'30"N 120°26'E].

Polycarpa polyphlebodes Hartmeyer, R. (1919). Ascidien. In, Results of Dr E. Mjöberg's Swedish scientific expeditions to Australia 1910–1913. *K. Svenska Vetensk.-Akad. Handl.* **60**(4): 1–150. [74].

Type data: syntypes NHRM 1097*.
Type locality: 45 miles WSW of Cape Jaubert, 144 m, WA.

Styela ramificata Kott, P. (1952). Ascidiens of Australia. 1. Stolidobranchiata and Phlebobranchiata. *Aust. J. Mar. Freshwat. Res.* **3**(3): 206–333 [214].

Type data: holotype AM Y1691.
Type locality: southside, Peel Is., Moreton Bay, QLD.

Taxonomic decision for synonymy: Kott, P. (1985). The Australian Ascidiacea Pt 1, Phlebobranchia and Stolidobranchia. *Mem. Queensl. Mus.* **23**: 1–440 [152].

Distribution: Philippines, Indonesia, New Caledonia, NSW (Central E coast, Lower E coast), QLD (Central E coast, NE coast), WA (Central W coast, Lower W coast, N coast, NW coast); Japan Sea, Caribbean, west Pacific Ocean, tropical west Atlantic Ocean.
Ecology: benthic, marine; low tide–40 m, on silt, sand and coral substrates.

Reference: Kott, P. (1992). The Australian Ascidiacea, supplement 2. *Mem. Queensl. Mus.* **32**(2): 621–655 [640].

Polycarpa biforis (Sluiter, 1904)

Styela biforis Sluiter, C.P. (1904). Die Tunicaten der Siboga-Expedition. Pt. I, Die socialen und holosomen Ascidien. *Siboga Exped.* **56A**: 1–126 [78].

Type data: holotype ZMA TU101.4.
Type locality: 32 m, Indonesia [1°42'S 130°47'30"E].

Distribution: Philippines, Indonesia, QLD (Great Barrier Reef), WA (Lower W coast); Coral Sea.

Ecology: benthic, marine; known from carapace of xanthid crab.

Reference: Kott, P. (1985). The Australian Ascidiacea Pt 1, Phlebobranchia and Stolidobranchia. *Mem. Queensl. Mus.* **23**: 1–440 [155].

Polycarpa chinensis (Tokioka, 1967)

Cnemidocarpa chinensis Tokioka, T. (1967). Pacific Tunicata of the United States National Museum. *Bull. U.S. Natl. Mus.* **251**: 1–242 [188].

Type data: holotype USNM 11799, paratype(s) USNM 11800.

Type locality: Hsia-men, China.

Distribution: Vietnam, China (People's Republic), QLD (Central E coast, NE coast), VIC (Bass Strait), WA (Lower W coast, NW coast).

Ecology: benthic, marine; partially embedded in sandy substrates.

Reference: Kott, P. (1985). The Australian Ascidiacea Pt 1, Phlebobranchia and Stolidobranchia. *Mem. Queensl. Mus.* **23**: 1–440 [157].

Polycarpa clavata Hartmeyer, 1919

Polycarpa aurata clavata Hartmeyer, R. (1919). Ascidien. In, Results of Dr E. Mjöberg's Swedish scientific expeditions to Australia 1910–1913. *K. Svenska Vetensk.-Akad. Handl.* **60**(4): 1–150. [40] [proposed with subspecific rank in *Polycarpa aurata* Quoy & Gaimard, 1834].

Type data: syntypes NHRM 687*.
Type locality: 45 miles WSW Cape Jaubert, 108 m, WA.

Distribution: New Caledonia, QLD (Great Barrier Reef, NE coast), SA (Great Australian Bight, S Gulfs coast), WA (Central W coast, Lower W coast, NW coast, SW coast); west Pacific Ocean.

Ecology: benthic, marine; sandy and rocky substrates, to 40 m.

Reference: Kott, P. (1985). The Australian Ascidiacea Pt 1, Phlebobranchia and Stolidobranchia. *Mem. Queensl. Mus.* **23**: 1–440 [159].

Polycarpa contecta (Sluiter, 1904)

Styela contecta Sluiter, C.P. (1904). Die Tunicaten der Siboga-Expedition. Pt. I, Die socialen und holosomen Ascidien. *Siboga Exped.* **56A**: 1–126 [66].

Type data: syntypes ZMA TU1019.
Type locality: Banda Is., 18–36 m, Indonesia.

Distribution: Indonesia, New Caledonia, QLD (NE coast).

Ecology: benthic, marine.

Reference: Kott, P. (1985). The Australian Ascidiacea Pt 1, Phlebobranchia and Stolidobranchia. *Mem. Queensl. Mus.* **23**: 1–440 [162].

Polycarpa decipiens Herdman, 1906

Polycarpa decipiens Herdman, W.A. (1906). Report on the Tunicata. *Ceylon Pearl Oyster Fisheries Suppl. Rept.* **39**: 295–348 [324].

Type data: holotype BMNH 1907.8.3.20.

Type locality: 10 miles N of Cheval Paar, 18 m, Sri Lanka.

Polycarpa sigmilineata Millar, R.H. (1975). Ascidiaceans from the Indo-West Pacific region in the Zoological Museum, Copenhagen (Tunicata, Ascidiacea). *Steenstrupia* **3**(20): 205–336 [287].

Type data: holotype ZMUC*, paratype(s) ZMUC*.

Type locality: low tide, Singapore.

Taxonomic decision for synonymy: Kott, P. (1985). The Australian Ascidiacea Pt 1, Phlebobranchia and Stolidobranchia. *Mem. Queensl. Mus.* **23**: 1–440 [163].

Distribution: Sri Lanka, Singapore, QLD (NE coast).
Ecology: benthic, marine; 8–30 m, on silt and sand substrates.

Polycarpa directa Kott, 1990

Polycarpa directa Kott, P. (1990). The Australian Ascidiacea, Phlebobranchia and Stolidobranchia, supplement. *Mem. Queensl. Mus.* **29**(1): 267–298 [271].

Type data: holotype NMV F54203, paratype(s) NMV F53298, F53306.

Type locality: Western Port, Crib Point, 15 m, VIC.

Distribution: VIC (Bass Strait).

Ecology: benthic, marine.

Polycarpa flava Kott, 1985

Polycarpa flava Kott, P. (1985). The Australian Ascidiacea Pt 1, Phlebobranchia and Stolidobranchia. *Mem. Queensl. Mus.* **23**: 1–440 [165].

Type data: holotype QM GH48.

Type locality: reef, Point Nepean, 16 m, VIC.

Distribution: SA (Great Australian Bight, S Gulfs coast), TAS (Bass Strait, Tas. coast), VIC (Bass Strait), WA (SW coast).

Ecology: benthic, marine; common in seagrass beds.

Reference: Kott, P. (1990). The Australian Ascidiacea, Phlebobranchia and Stolidobranchia, supplement. *Mem. Queensl. Mus.* **29**(1): 267–298 [171].

Polycarpa fungiformis Herdman, 1899

Polycarpa fungiformis Herdman, W.A. (1898). Note on the Tunicata fauna of Australian seas. *Ann. Mag. Nat. Hist.* **7**(1): 443–450 [446] [*nom. nud.*].

Polycarpa fungiformis Herdman, W.A. (1899). Descriptive catalogue of the Tunicata in the Australian Museum. *Australian Museum, Sydney, Catalogue* **17**: 1–139 [43].

Type data: holotype AM U146 (G2081).

Type locality: Moreton Bay, QLD.

Distribution: QLD (NE coast).

Ecology: benthic, marine; stalk and lower half of body reported to be buried in sandy substrate in sparse sea grass beds, also in shell and grit.

References: Kott, P. (1985). The Australian Ascidiacea Pt 1, Phlebobranchia and Stolidobranchia. *Mem. Queensl. Mus.* **23**: 1–440 [166]; Kott, P. (1990). The Australian Ascidiacea, Phlebobranchia and Stolidobranchia, supplement. *Mem. Queensl. Mus.* **29**(1): 267–298 [272].

Polycarpa hartmeyeri Michaelsen, 1927

Polycarpa hartmeyeri Michaelsen, W. (1927). Einige neue westaustralische ptychobranchiate Ascidiaceen. *Zool. Anz.* **71**: 193–203 [199].

Type data: holotype ZMB 3745.

Type locality: Shark Bay, 12 m, WA.

Polycarpa lucilla Kott, P. (1985). The Australian Ascidiacea Pt 1, Phlebobranchia and Stolidobranchia. *Mem. Queensl. Mus.* **23**: 1–440 [171].

Type data: holotype QM GH1396.

Type locality: deep, Abbot Point, 20 m, QLD.

Taxonomic decision for synonymy: Kott, P. (1998). Tunicata. pp. 51–259 in Wells, A. & Houston, W.W.K. (eds) *Zoological Catalogue of Australia*. Hemichordata, Tunicata, Cephalochordata. Melbourne : CSIRO Publishing, Australia Vol. 34 298 pp. [209].

Distribution: QLD (NE coast), SA (S Gulfs coast), WA (NW coast, SW coast).

Ecology: benthic, marine; temperate records from seagrass beds.

Reference: Kott, P. (1990). The Australian Ascidiacea, Phlebobranchia and Stolidobranchia, supplement. *Mem. Queensl. Mus.* **29**(1): 267–298 [272].

Polycarpa intonata Kott, 1985

Polycarpa intonata Kott, P. (1985). The Australian Ascidiacea Pt 1, Phlebobranchia and Stolidobranchia. *Mem. Queensl. Mus.* **23**: 1–440 [168].

Type data: holotype QM GH681, paratypes QM GH669, QM GH682–3, QM GH732, QM GH738.

Type locality: Euri Creek, Abbot Point, 15–20 m, QLD.

Distribution: QLD (NE coast).

Ecology: benthic, marine, viviparous; 4–20 m, sand, and sand and silt substrates.

Polycarpa kapala Kott, 1990

Polycarpa kapala Kott, P. (1990). The Australian Ascidiacea, Phlebobranchia and Stolidobranchia, supplement. *Mem. Queensl. Mus.* **29**(1): 267–298 [272].

Type data: holotype AM Y2123, paratype(s) AM Y2124.
Type locality: off the Continental Shelf, 1200 m, NSW [34°27'S 151°02'E].

Distribution: NSW (SE oceanic); known only from type locality.

Ecology: benthic, marine; 1200 m.

Polycarpa longiformis Tokioka, 1952

Polycarpa longiformis Tokioka, T. (1952). Ascidians collected by Messrs Renzi Wada and Seizi Wada from the Pearl Oyster bed in the Arafura Sea in 1940. *Publ. Seto Mar. Biol. Lab. Kyoto Univ.* 2(2): 91–142 [119].
Type data: syntypes SMBL 108*.
Type locality: Arafura Sea.

Distribution: QLD (NE coast), WA (NW coast); Arafura Sea.

Ecology: benthic, marine; to 40 m.

References: Tokioka, T. (1955). Ascidians from the Palao Islands II. *Publ. Seto Mar. Biol. Lab. Kyoto Univ.* 5(1): 43–57 [213]; Kott, P. (1985). The Australian Ascidiacea Pt 1, Phlebobranchia and Stolidobranchia. *Mem. Queensl. Mus.* 23: 1–440.

Polycarpa molguloides Herdman, 1882

Polycarpa molguloides Herdman, W.A. (1882). Report on the Tunicata collected during the voyage of H.M.S. *Challenger* during the years 1873–1876. Pt I, Ascidiaceae simplices. *Zool. Chall. Exped.* 6(17): 1–296 [173].
Type data: syntypes BMNH 1887.2.4.99–100*.
Type locality: Bass Strait, VIC.

Distribution: VIC (Bass Strait).

Ecology: benthic, marine.

Reference: Kott, P. (1985). The Australian Ascidiacea Pt 1, Phlebobranchia and Stolidobranchia. *Mem. Queensl. Mus.* 23: 1–440 [173].

Polycarpa nigricans Heller, 1878

Polycarpa nigricans Heller, C. (1878). Beiträge zur nähern Kenntnis der Tunicaten. *Sber. Akad. Wiss. Wien* 77(1): 1–28 [20].
Type data: holotype ZMH*, paratypes ZMA TU726, ZMB 698*, ZMUC 26/6-1902*, USNM 5558*.
Type locality: Mauritius.

Distribution: Philippines, Indonesia, QLD (Great Barrier Reef, NE coast), WA (Lower W coast); west Pacific Ocean, west Indian Ocean.

Ecology: benthic, marine; in habitats with strong water movement, to 20 m.

Reference: Kott, P. (1985). The Australian Ascidiacea Pt 1, Phlebobranchia and Stolidobranchia. *Mem. Queensl. Mus.* 23: 1–440 [174].

Polycarpa nota Kott, 1985

Polycarpa nota Kott, P. (1985). The Australian Ascidiacea Pt 1, Phlebobranchia and Stolidobranchia. *Mem. Queensl. Mus.* 23: 1–440 [176].
Type data: holotype QM GH940.
Type locality: reef flat, Heron Is., QLD.

Distribution: QLD (Great Barrier Reef); known only from type locality.

Ecology: benthic, marine.

Reference: Kott, P. (1990). The Australian Ascidiacea, Phlebobranchia and Stolidobranchia, supplement. *Mem. Queensl. Mus.* 29(1): 267–298 [274].

Polycarpa obscura Heller, 1878

Polycarpa obscura Heller, C. (1878). Beiträge zur nähern Kenntnis der Tunicaten. *Sber. Akad. Wiss. Wien* 77(1): 1–28 [22].

Type data: lectotype ZMH*.

Subsequent designation: Michaelsen, W. (1905). Revision von Heller's Ascidiaceen-Typen aus dem Museum Godeffroy. *Zool. Jahrb. (Suppl.)* 8: 71–120 (by holotype inference, syntype material from Bowen, Bass Strait and Samoa: Bowen specimen not found, Samoan specimen considered to be conspecific with *Polycarpa aurita* (Quoy & Gaimard, 1834), Bass Strait specimen redescribed as 'holotype').

Type locality: Bass Strait, VIC.

Styela cryptocarpa Sluiter, C.P. (1885). Ueber einige einfachen Ascidiaceen von der Insel Billiton. *Nat. Tijdschr. Ned. Ind.* 45: 160–232 [210].

Type data: lectotype ZMA TU1280*, paralectotype(s) ZMA TU102*.

Subsequent designation: Spoel, S. van der (1969). Catalogue of the type specimens of Tunicata in the Zoological Museum in Amsterdam. *Bull. Zool. Mus. Amsterdam* 1(13): 157–200 [193].

Type locality: between Mendanau and Billiton, 12 m, Indonesia.

Polycarpa bassi Herdman, W.A. (1886). Report on the Tunicata collected during the voyage of H.M.S. *Challenger* during the years 1873–1876. Pt II, Ascidiaceae compositae. *Zool. Chall. Exped.* 14(38): 1–425 [413].

Type data: holotype BMNH*.

Type locality: Bass Strait, VIC.

Styela albomarginata Sluiter, C.P. (1904). Die Tunicaten der Siboga-Expedition. Pt. I, Die socialen und holosomen Ascidiaceen. *Siboga Exped.* 56A: 1–126 [65].

Type data: lectotype ZMA TU992.1, paralectotype(s) ZMA TU991.

Subsequent designation: Spoel, S. van der (1969). Catalogue of the type specimens of Tunicata in the Zoological Museum in Amsterdam. *Bull. Zool. Mus. Amsterdam* 1(13): 157–200 [191].

Type locality: Hamgsisi, Samau Is., Indonesia.

Polycarpa unilineata Kott, P. (1952). Ascidians of Australia. I. Stolidobranchiata and Phlebobranchiata. *Aust. J. Mar. Freshwat. Res.* 3(3): 206–333 [246].

Type data: holotype AM Y1776.

Type locality: Mackay, 10 m, QLD.

Taxonomic decision for synonymy: Kott, P. (1985). The Australian Ascidiacea Pt 1, Phlebobranchia and Stolidobranchia. *Mem. Queensl. Mus.* 23: 1–440 [177]; Kott, P. (1998). Tunicata. pp. 51–259 in Wells, A. & Houston, W.W.K. (eds) *Zoological Catalogue of Australia*. Hemichordata, Tunicata, Cephalochordata. Melbourne: CSIRO Publishing, Australia Vol. 34 298 pp. [211] (for *Polycarpa bassi*).

Distribution: Indonesia, QLD (Central E coast, Great Barrier Reef, NE coast), VIC (Bass Strait), WA (Lower W coast, NW coast); west Pacific Ocean.

Ecology: benthic, marine.

- Reference: Kott, P. (1990). The Australian Ascidiacea, Phlebobranchia and Stolidobranchia, supplement. *Mem. Queensl. Mus.* **29**(1): 267–298.
- Polycarpa olitoria*** (Sluiter, 1890)
Styela olitoria Sluiter, C.P. (1890). Die Evertebraten aus der Sammlung des Königlichen Naturwissenschaftlichen Vereins in Niederländisch Indien in Batavia. *Nat. Tijdschr. Ned. Ind.* **50**: 329–348 [341].
 Type data: holotype ZMA TU1034.
 Type locality: Bay of Jakarta (as Djakarta), between Leiden Is. and Enkhuizen Is., 20 m, Indonesia.
- Styela solvens* Sluiter, C.P. (1895). Tunicaten. In, Semon, R. Zoologische Forschungsreisen in Australien und den Malayischen Archipel. *Denkschr. Med.-Naturw. Ges. Jena* **8**: 163–186; Nachtrag zu den tunicaten: 325–326 [182].
 Type data: syntypes ZMA TU1060.
 Type locality: Ambon, Indonesia.
- Polycarpa seriata*** Michaelsen, W. (1905). Revision von Heller's Ascidiata-Typen aus dem Museum Godeffroy. *Zool. Jahrb. (Suppl.)* **8**: 71–120 [112] [= *Styela elata* Heller: Sluiter, 1885].
 Type data: holotype (probable) ZMB 2003*.
 Type locality: Billiton, Indonesia.
- Styela ascidioides* Herdman, W.A. (1906). Report on the Tunicata. *Ceylon Pearl Oyster Fisheries Suppl. Rept.* **39**: 295–348 [317].
 Type data: holotype BMNH 1907.8.30.14*.
 Type locality: Alentura Paar, Gulf of Manaar, 18–52 m, Sri Lanka.
- Pandocia (Polycarpa) madagascariensis*** Michaelsen, W. (1912). Die Tethyiden (Styeliden) des Naturhistorischen Museum zu Hamburg, nebst nachtrag und Anhang einige anderen Familien betreffend. *Jahrb. Hamb. Wiss. Anst.* **28**(2): 109–186 [139].
 Type data: holotype ZMB* (depository uncertain).
 Type locality: Nossi-Bé, Malagasy.
- Taxonomic decision for synonymy: Kott, P. (1985). The Australian Ascidiacea Pt 1, Phlebobranchia and Stolidobranchia. *Mem. Queensl. Mus.* **23**: 1–440 [180].
- Distribution: Sri Lanka, Indonesia, Malagasy, QLD (NE coast), VIC (Bass Strait), WA (Central W coast, NW coast); west Indian Ocean.
 Ecology: benthic, marine.
- Polycarpa ovata*** Pizon, 1908
Polycarpa ovata Pizon, A. (1908). Ascidiées d'Amboine. *Rev. Suisse Zool.* **16**: 195–248 [211].
 Type data: syntypes GMNH T1/88*.
 Type locality: Ambon (as Amboine), Indonesia.
- Distribution: Indonesia, QLD (NE coast).
 Ecology: benthic, marine.
 Reference: Kott, P. (1985). The Australian Ascidiacea Pt 1, Phlebobranchia and Stolidobranchia. *Mem. Queensl. Mus.* **23**: 1–440 [182].
- Polycarpa papillata*** (Sluiter, 1885)
Styela captiosa Sluiter, C.P. (1885). Ueber einige einfachen Ascidién von der Insel Billiton. *Nat. Tijdschr. Ned. Ind.* **45**: 160–232 [202].
 Type data: holotype ZMA TU1015*.
 Type locality: between Mendanau and Billiton, 12 m, Indonesia.
- Styela papillata*** Sluiter, C.P. (1885). Ueber einige einfachen Ascidién von der Insel Billiton. *Nat. Tijdschr. Ned. Ind.* **45**: 160–232 [192].
 Type data: lectotype ZMA TU1035, paralectotype(s) ZMA TU1279.
 Subsequent designation: Spoel, S. van der (1969). Catalogue of the type specimens of Tunicata in the Zoological Museum in Amsterdam. *Bull. Zool. Mus. Amsterdam* **1**(13): 157–200 [195].
 Type locality: between Mendanau and Billiton, 8 m, Indonesia.
- Styeloides abranchiata*** Sluiter, C.P. (1885). Ueber einige einfachen Ascidién von der Insel Billiton. *Nat. Tijdschr. Ned. Ind.* **45**: 160–232 [219].
 Type data: holotype ZMA TU990*.
 Type locality: between Mendanau and Billiton, 12 m, Indonesia.
- Styela (Polycarpa) phaula*** Sluiter, C.P. (1895). Tunicaten. In, Semon, R. Zoologische Forschungsreisen in Australien und den Malayischen Archipel. *Denkschr. Med.-Naturw. Ges. Jena* **8**: 163–186; Nachtrag zu den tunicaten: 325–326 [182].
 Type data: holotype ZMA TU1044*.
 Type locality: Thursday Is., Torres Strait.
- Polycarpa attollens*** Herdman, W.A. (1898). Note on the Tunicata fauna of Australian seas. *Ann. Mag. Nat. Hist.* **7**(1): 443–450 [446] [*nom. nud.*].
- Polycarpa attollens*** Herdman, W.A. (1899). Descriptive catalogue of the Tunicata in the Australian Museum. *Australian Museum, Sydney, Catalogue* **17**: 1–139 [53].
 Type data: holotype AM U149 (G2086).
 Type locality: Port Jackson, NSW.
- Polycarpa mutilans*** Herdman, W.A. (1906). Report on the Tunicata. *Ceylon Pearl Oyster Fisheries Suppl. Rept.* **39**: 295–348 [319].
 Type data: syntypes BMNH 1907.8.30.22*.
 Type locality: north part of Gulf of Manaar, Sri Lanka.
- Polycarpa capricornia*** Kott, P. (1952). Ascidiens of Australia. 1. Stolidobranchiata and Phlebobranchiata. *Aust. J. Mar. Freshwat. Res.* **3**(3): 206–333 [239].
 Type data: holotype AM Y1747.
 Type locality: Thursday Is., 6–9 m, QLD.
- Polycarpa intestinata*** Kott, P. (1952). Ascidiens of Australia. 1. Stolidobranchiata and Phlebobranchiata. *Aust. J. Mar. Freshwat. Res.* **3**(3): 206–333 [238].
 Type data: holotype AM Y1750.
 Type locality: near Point Charles, WA [24°54'S 113°16'E].
- Taxonomic decision for synonymy: Kott, P. (1985). The Australian Ascidiacea Pt 1, Phlebobranchia and Stolidobranchia. *Mem. Queensl. Mus.* **23**: 1–440 [184].
- Distribution: Indonesia, Solomon Islands, Palau, Sri Lanka, Malagasy, NSW (Central E coast*, Lower E coast), NT (Gulf of Carpentaria, N coast), QLD (Central E coast, Great Barrier Reef, Gulf of Carpentaria, NE coast), SA (S Gulfs coast), VIC (Bass Strait), WA (Central W coast, Lower W coast,

N coast, NW coast); Arafura Sea, west Pacific Ocean, Marianas, west Indian Ocean.
Ecology: benthic, marine.

***Polycarpa papyra* Kott, 1985**

***Polycarpa papyra* Kott, P. (1985).** The Australian Ascidiacea Pt 1, Phlebobranchia and Stolidobranchia. *Mem. Queensl. Mus.* **23**: 1–440 [188].
Type data: holotype QM GH1501, paratype(s) QM GH1502.
Type locality: 4.6 km SSW John Brewer Reef, Cleveland Bay, QLD.

Distribution: QLD (NE coast); known only from type locality.
Ecology: benthic, marine.

***Polycarpa pedunculata* Heller, 1878**

***Polycarpa pedunculata* Heller, C. (1878).** Beiträge zur nähern Kenntnis der Tunicaten. *Sber. Akad. Wiss. Wien* **77**(1): 1–28 [24].
Type data: syntypes ZMH* (depository uncertain).
Type locality: Bass Strait, VIC.

***Polycarpa radicata* Herdman, W.A. (1881).** Preliminary report on the Tunicata of the *Challenger* Expedition. Cynthiidae, Molgulidae. *Proc. R. Soc. Edinb.* **11**(3): 52–88 [74].
Type data: syntypes BMNH*.
Type locality: Port Jackson and Twofold Bay, NSW.

Taxonomic decision for synonymy: Michaelsen, W. (1905). Revision von Heller's Ascidien-Typen aus dem Museum Godeffroy. *Zool. Jahrb. (Suppl.)* **8**: 71–120 [98].

Distribution: New Caledonia, NSW (Central E coast, Lower E coast), QLD (Central E coast), SA (Great Australian Bight, S Gulfs coast), VIC (Bass Strait), WA (Lower W coast).
Ecology: benthic, marine.
Reference: Kott, P. (1985). The Australian Ascidiacea Pt 1, Phlebobranchia and Stolidobranchia. *Mem. Queensl. Mus.* **23**: 1–440 [189].

***Polycarpa pigmentata* Herdman, 1906**

***Polycarpa pigmentata* Herdman, W.A. (1906).** Report on the Tunicata. *Ceylon Pearl Oyster Fisheries Suppl. Rept.* **39**: 295–348 [318].
Type data: type status unknown BMNH (depository uncertain, not found).
Type locality: Jokkenpiddi Paar, Gulf of Manaar, 17–20 m, Sri Lanka.

***Polycarpa picteti* Pizon, A. (1908).** Ascidies d'Amboine. *Rev. Suisse Zool.* **16**: 195–248 [207].
Type data: holotype GMNH T1/87*.
Type locality: Ambon (as Amboine), Indonesia.

Taxonomic decision for synonymy: Kott, P. (1985). The Australian Ascidiacea Pt 1, Phlebobranchia and Stolidobranchia. *Mem. Queensl. Mus.* **23**: 1–440 [192].

Distribution: Japan, Sri Lanka, Indonesia, Solomon Islands, Kiribati, Fiji, NSW (Central E coast), QLD (Central E coast, Great Barrier Reef), VIC (Bass

Strait), WA (Lower W coast, NW coast); west Pacific Ocean — Marshall Is., Truk Is.; Red Sea.
Ecology: benthic, marine; common in shallow, non-cryptic habitats around coral reefs.

***Polycarpa plenovata* Kott, 1985**

***Polycarpa plenovata* Kott, P. (1985).** The Australian Ascidiacea Pt 1, Phlebobranchia and Stolidobranchia. *Mem. Queensl. Mus.* **23**: 1–440 [194].
Type data: holotype NMV F51567, paratype(s) NMV F51568.
Type locality: Bass Strait, 71 m, VIC [38°53'42"S 147°55'12"E].

Distribution: VIC (Bass Strait).
Ecology: benthic, marine; sand, shelly sand substrates.

***Polycarpa procera* (Sluiter, 1885)**

***Styela procera* Sluiter, C.P. (1885).** Ueber einige einfachen Ascidien von der Insel Billiton. *Nat. Tijdschr. Ned. Ind.* **45**: 160–232 [196].
Type data: holotype ZMA TU1047.
Type locality: between Mendanau and Billiton, 12 m, Indonesia.

***Polycarpa doderleini* Hartmeyer, R. (1906).** Ein Beitrag zur Kenntnis der japanischen Ascidienfauna. *Zool. Anz.* **31**: 1–30 [15] [as *Polycarpa döderleini*].
Type data: syntypes ZMB 2232*.
Type locality: Sagami Bay, 100–200 m, Japan.

***Polycarpa fristedti* Michaelsen, W. (1923).** Neue und altbekannte ascidien aus dem Reichsmuseum zu Stockholm. *Mitt. Zool. Mus. Hamburg* **40**: 1–60 [46].
Type data: holotype NHRM 1486*.
Type locality: Sri Lanka.

Taxonomic decision for synonymy: Kott, P. (1985). The Australian Ascidiacea Pt 1, Phlebobranchia and Stolidobranchia. *Mem. Queensl. Mus.* **23**: 1–440 [196].

Distribution: Japan, Sri Lanka, Singapore, Indonesia, NSW (Central E coast), QLD (Central E coast, NE coast), SA (S Gulfs coast), VIC (Bass Strait), WA (Central W coast, Lower W coast, NW coast).
Ecology: benthic, marine; sea floor habitats, partially embedded in substrate.

***Polycarpa reniformis* (Sluiter, 1904)**

***Styela reniformis* Sluiter, C.P. (1904).** Die Tunicaten der Siboga-Expedition. Pt. I, Die socialen und holosomen Ascidien. *Siboga Exped.* **56A**: 1–126 [67].
Type data: holotype ZMA TU976.30.
Type locality: Sailus Ketjil, Paternoster Is., Indonesia.

Distribution: Indonesia, Norfolk Island, QLD (Great Barrier Reef, SE oceanic); Torres Strait.
Ecology: benthic, marine.

***Polycarpa rigida* Herdman, 1881**

***Polycarpa longisiphonica* Herdman, W.A. (1881).** Preliminary report on the Tunicata of the *Challenger* Expedition. Cynthiidae, Molgulidae. *Proc. R. Soc. Edinb.* **11**(3): 52–88 [77].

Type data: type status unknown BMNH (depository uncertain, not found).

Type locality: Port Jackson, NSW.

Polycarpa rigida Herdman, W.A. (1881). Preliminary report on the Tunicata of the *Challenger* Expedition. Cynthiidae, Molgulidae. *Proc. R. Soc. Edinb.* **11**(3): 52–88 [76].

Type data: syntypes BMNH 1887.2.4.117, BMNH 1887.2.4.118.

Type locality: Bass Strait, TAS.

Polycarpa sluiteri Herdman, W.A. (1898). Note on the Tunicata fauna of Australian seas. *Ann. Mag. Nat. Hist.* **7**(1): 443–450 [446] [*nom. nud.*].

Polycarpa sluiteri Herdman, W.A. (1899). Descriptive catalogue of the Tunicata in the Australian Museum. *Australian Museum, Sydney, Catalogue* **17**: 1–139 [46].

Type data: holotype AM U254 (G2083).

Type locality: Port Jackson, NSW.

Taxonomic decision for synonymy: Kott, P. (1985). The Australian Ascidiacea Pt 1, Phlebobranchia and Stolidobranchia. *Mem. Queensl. Mus.* **23**: 1–440 [199].

Distribution: NSW (Lower E coast), SA (Great Australian Bight), TAS (Bass Strait, Tas. coast), VIC (Bass Strait).

Ecology: benthic, marine; to 180 m.

Polycarpa sobria (Sluiter, 1904)

Styela sobria Sluiter, C.P. (1904). Die Tunicaten der Siboga-Expedition. Pt. I, Die socialen und holosomen Ascidiien. *Siboga Exped.* **56A**: 1–126 [63].

Type data: syntypes ZMA TU976.32.

Type locality: reef, Saloyer Is., Indonesia.

Taxonomic decision for new combination: Kott, P. (1985). The Australian Ascidiacea Pt 1, Phlebobranchia and Stolidobranchia. *Mem. Queensl. Mus.* **23**: 1–440 (as *Polycarpa sobria*).

Distribution: Indonesia, WA (Lower W coast).

Ecology: benthic, marine; to 50 m.

Polycarpa stirpes Kott, 1985

Polycarpa stirpes Kott, P. (1985). The Australian Ascidiacea Pt 1, Phlebobranchia and Stolidobranchia. *Mem. Queensl. Mus.* **23**: 1–440 [202].

Type data: holotype QM G9771.

Type locality: between Lizard Is. and Nymph Is., 18–29 m, QLD.

Distribution: Philippines, Indonesia, New Caledonia, QLD (NE coast).

Ecology: benthic, marine.

Polycarpa thelyphanes (Sluiter, 1904)

Styela thelyphanes Sluiter, C.P. (1904). Die Tunicaten der Siboga-Expedition. Pt. I, Die socialen und holosomen Ascidiien. *Siboga Exped.* **56A**: 1–126 [68].

Type data: holotype ZMA TU976.33.

Type locality: Sulu Archipel, 14 m, Philippines.

Distribution: Philippines, VIC (Bass Strait), WA (Lower W coast, SW coast).

Ecology: benthic, marine.

Reference: Kott, P. (1985). The Australian Ascidiacea Pt 1, Phlebobranchia and Stolidobranchia. *Mem. Queensl. Mus.* **23**: 1–440.

Polycarpa tinctor (Quoy & Gaimard, 1834)

Ascidia tinctor Quoy, J.R.C. & Gaimard, J.P. (1834). Zoologie, Mollusques pp. 559–626. in, *Voyages de découvertes de l'Astrolabe 1826–1829*, Vol. 3. Paris : Pilet Ainé. [608].

Type data: syntypes MNHP 51 POL.B 113*.

Type locality: Cape Dromedary, NSW.

Distribution: NSW (Lower E coast).

Ecology: benthic, marine, viviparous; development direct.

Reference: Kott, P. (1985). The Australian Ascidiacea Pt 1, Phlebobranchia and Stolidobranchia. *Mem. Queensl. Mus.* **23**: 1–440 [205].

Polycarpa tinctorella Kott, 1985

Polycarpa tinctorella Kott, P. (1985). The Australian Ascidiacea Pt 1, Phlebobranchia and Stolidobranchia. *Mem. Queensl. Mus.* **23**: 1–440 [207].

Type data: holotype ZMUC, paratype(s) ZMUC.

Type locality: 60–100 m, off Cape Howe, VIC [37°05'S 150°05'E].

Distribution: known only from type locality, lower E coast, VIC.

Ecology: benthic, marine, viviparous; development direct.

Polycarpa viridis Herdman, 1881

Polycarpa viridis Herdman, W.A. (1881). Preliminary report on the Tunicata of the *Challenger* Expedition. Cynthiidae, Molgulidae. *Proc. R. Soc. Edinb.* **11**(3): 52–88 [74].

Type data: holotype BMNH 1887.2.4.127*, paratype(s) BMNH 1887.2.4.89–92*.

Type locality: Bass Strait, VIC.

Polycarpa moebii Michaelsen, W. (1905). Revision von Heller's Ascidiien-Typen aus dem Museum Godeffroy. *Zool. Jahrb. (Suppl.)* **8**: 71–120 [104].

Type data: holotype (probable) ZMH*.

Type locality: Bass Strait, TAS.

Taxonomic decision for synonymy: Kott, P. (1985). The Australian Ascidiacea Pt 1, Phlebobranchia and Stolidobranchia. *Mem. Queensl. Mus.* **23**: 1–440 [208].

Distribution: NSW (Lower E coast), SA (Great Australian Bight, S Gulfs coast), VIC (Bass Strait), WA (Lower W coast).

Ecology: benthic, marine.

Styela Fleming, 1822

Styela Fleming, J. (1822). *The Philosophy of Zoology*. Vol. 2. Edinburgh and London pp. 508–518. [511].

Type species: *Cynthia canopus* Savigny, 1816 by original designation.

- Goniocarpa** Huntsman, A.G. (1912). Ascidians from the coasts of Canada. *Trans. R. Can. Inst.* **9**: 111–148 [131].
Type species: *Ascidia lovenii* Sars, 1851 (= *Cynthia coriacea* Alder & Hancock, 1848) by original designation.
- Katatropa** Huntsman, A.G. (1912). Ascidians from the coasts of Canada. *Trans. R. Can. Inst.* **9**: 111–148 [139].
Type species: *Katatropa vancouverensis* Huntsman, 1912 by original designation.
- Redikorzevia** Oka, A. (1929). Ueber *Redikorzevia* eine neue Genus von einfachen Ascidiern. *Proc. Imp. Acad. Japan* **5**: 434–437 [434].
Type species: *Redikorzevia cylindrica* Oka, 1929 by monotypy.
- Vannamea** Oka, A. (1932). Ueber *Vannamea*, eine neue Styeliden-Gattung. *Proc. Imp. Acad. Japan* **8**: 321–323 [321].
Type species: *Vannamea kurilensis* Oka, 1932 by monotypy.
- Taxonomic decision for synonymy: Huus, J. (1937). Ascidiaceae. pp. 545–692 in Kükenthal, W. & Krumbach, T. (eds) *Handbuch der Zoologie*. Berlin: Walter de Gruyter Vol. 5(2)6 [676].
- Extralimital distribution: worldwide. See: Hartmeyer, R. (1924). Ascidiaceae, part II. Zugleich eine Übersicht über die Arktische und boreale Ascidiendfauna auf tiergeographischer Grundlage. *Ingolf-Exped.* **2**(7): 1–275; Harant, H. (1929). Ascidies provenant des croisières du Prince Albert 1er de Monaco. *Résultats de Campagnes Scientifique accomplies (Monaco)* **75**: 1–110; Van Name, W.G. (1945). The North and South American ascidians. *Bull. Am. Mus. Nat. Hist.* **84**: 1–476; Kott, P. (1969). Antarctic Ascidiacea. A monographic account of the known species based on specimens collected under U.S. Government auspices 1947 to 1963. *Antarct. Res. Ser.* **13**: i–xv 1–239; Millar, R.H. (1982). The marine fauna of New Zealand. *Mem. N.Z. Oceanogr. Inst.* **85**: 1–117; Kott, P. (1985). The Australian Ascidiacea Pt 1, Phlebobranchia and Stolidobranchia. *Mem. Queensl. Mus.* **23**: 1–440; Nishikawa, T. (1991). The ascidians of the Japan Sea. II. *Publ. Seto Mar. Biol. Lab. Kyoto Univ.* **35**(1–3): 26–170.
- Styela canopus** (Savigny, 1816)
- Cynthia canopus* Savigny, J.C. (1816). Recherches anatomiques sur les ascidies composées et sur les ascidies simples—Système de la classe des Ascidies pp. 1–239. *In Mémoires sur les Animaux sans Vertèbres*, Pt 2. Paris: G. Dufour. [45].
Type data: type status unknown MNHP (depository uncertain, not found).
Type locality: Red Sea.
- Styela partita** Stimpson, W. (1852). Several new ascidians from the coast of the United States. *Proc. Bost. Soc. Nat. Hist.* **4**: 228–232 [231].
Type data: syntypes (probable) ANSP* (depository uncertain).
Type locality: Boston Harbour, west of Governor's Island, USA.
- Styela variabilis** Hancock, A. (1868). On the anatomy and physiology of the Tunicata. *J. Linn. Soc. Lond. Zool.* **9**: 309–346 [318].
Type data: holotype (probable) HMN*, paratype(s) BMNH 00.4.4.90*.
Type locality: Herm and Guernsey, Channel Is., UK.
- Cynthia stellifera** Verrill, A.E. (1871). Descriptions of some imperfectly known and new ascidians from New England. *Amer. J. Sci.* (3) **1**: 54–58, 93–100, 211–212, 288–294, 443–446 [93].
Type data: type status and whereabouts unknown.
Type locality: Vineyard Sound, New Haven, Connecticut, USA.
- Styela canopoides** Heller, C. (1877). Untersuchungen über die Tunicaten des Adriatischen und Mittelmeeres (3). *Denkschr. Akad. Wiss. Wien* **37**(1): 241–275 [254].
Type data: holotype (probable) NHMW* (depository uncertain).
Type locality: Lesina, Adriatic Sea.
- Styela partita bermudiensis** Van Name, W.G. (1902). The ascidians of the Bermuda Islands. *Trans. Conn. Acad. Arts Sci.* **11**: 325–412 [338] [as *Styela partita* var. *bermudiensis*].
Type data: type status and whereabouts unknown.
Type locality: Bermuda.
- Styela orbicularis** Sluiter, C.P. (1904). Die Tunicaten der Siboga-Expedition. Pt. I, Die socialen und holosomen Ascidiern. *Siboga Exped.* **56A**: 1–126 [71].
Type data: lectotype ZMA TU976.22, paralectotype(s) ZMA TU976.21.
Subsequent designation: Spoel, S. van der (1969). Catalogue of the type specimens of Tunicata in the Zoological Museum in Amsterdam. *Bull. Zool. Mus. Amsterdam* **1**(13): 157–200 [195].
Type locality: 538 m, Indonesia [7°19'24"S 116°49'30"E].
- Styela marquesana** Michaelsen, W. (1918). Die Ptychobranchen und Diktyobranchen Ascidiern des westlichen Indischen Ozeans. *Jahrb. Hamb. Wiss. Anst.* **35**(2): 1–71 [27].
Type data: holotype ZMB 3300*.
Type locality: Delgoa Bay, near Lourenço Marques, Mozambique.
- Styela barbaris** Kott, P. (1952). Ascidians of Australia. 1. Stolidobranchiata and Phlebobranchiata. *Aust. J. Mar. Freshwat. Res.* **3**(3): 206–333 [224].
Type data: holotype AM Y1689.
Type locality: southside, Peel Is., 3 m, Moreton Bay, QLD.
- Styela rectangularis** Kott, P. (1952). Ascidians of Australia. 1. Stolidobranchiata and Phlebobranchiata. *Aust. J. Mar. Freshwat. Res.* **3**(3): 206–333 [224].
Type data: syntypes AM Y1700, Y783.
Type locality: jetty piles, or hull of ship, Fremantle, WA.
- Taxonomic decision for synonymy: Kott, P. (1985). The Australian Ascidiacea Pt 1, Phlebobranchia and Stolidobranchia. *Mem. Queensl. Mus.* **23**: 1–440 [112].
- Distribution: Japan, France, Indonesia, Hong Kong, NSW (Central E coast), QLD (Central E coast, NE coast), WA (Lower W coast, NW coast); Torres Strait, Coral Sea, west Pacific Ocean, Korea, tropical and temperate Atlantic Ocean, Persian Gulf,

Adriatic, Mediterranean, Ascension Is., Channel Is., west coast of France.
Ecology: benthic, marine.

Styela clava Herdman, 1881

Styela clava Herdman, W.A. (1881). Preliminary report on the Tunicata of the *Challenger* Expedition. Cynthiidae, Molgulidae. *Proc. R. Soc. Edinb.* **11**(3): 52–88 [70].
Type data: holotype BMNH 1887.2.4.82*.
Type locality: off Kobé, 16 m, Japan [34°35'N 135°10'E].

Styela mammiculata Carlisle, D.B. (1954). *Styela mammiculata* n.sp., a new species of ascidian from the Plymouth area. *J. Mar. Biol. Ass. U.K.* **32**(2): 329–334 [329].
Type data: type status unknown.
Type locality: Plymouth, UK.

Distribution: Japan, VIC (Bass Strait); English Channel, Irish Sea, north-west Pacific Ocean.

Ecology: benthic, marine; probably introduced to Australian waters.

Reference: Kott, P. (1985). The Australian Ascidiacea Pt 1, Phlebobranchia and Stolidobranchia. *Mem. Queensl. Mus.* **23**: 1–440 [115].

Styela plicata (Lesueur, 1823)

Ascidia plicata Lesueur, C.A. (1823). Descriptions of several new species of *Ascidia*. *J. Acad. Nat. Sci. Philad.* **3**(1): 2–8 [5].

Type data: holotype ANSP* (depository uncertain).
Type locality: on bottom of vessel, Philadelphia Harbour, USA.

Styela gyrosa Heller, C. (1877). Untersuchungen über die Tunicaten des Adriatischen und Mittlemeeres (3). *Denkschr. Akad. Wiss. Wien* **37**(1): 241–275 [255].

Type data: holotype (probable) ZMB 2288*.

Type locality: Adriatic Sea, Trieste.

Styela pinguis Herdman, W.A. (1898). Note on the Tunicata fauna of Australian seas. *Ann. Mag. Nat. Hist.* **7**(1): 443–450 [445] [*nom. nud.*].

Styela pinguis Herdman, W.A. (1899). Descriptive catalogue of the Tunicata in the Australian Museum. *Australian Museum, Sydney, Catalogue* **17**: 1–139 [40].

Type data: syntypes AM U141 (G2070).

Type locality: Port Jackson, NSW.

Taxonomic decision for synonymy: Van Name, W.G. (1921). Ascidiens of the West Indian region and south-eastern United States. *Bull. Am. Mus. Nat. Hist.* **44**: 283–494 [435].

Distribution: Japan, Philippines, NSW (Central E coast, Lower E coast), QLD (Central E coast, NE coast), SA (Great Australian Bight, S Gulfs coast), VIC (Bass Strait), WA (Lower W coast, NW coast); west Indian Ocean, West Indies.

Ecology: benthic, marine; tolerates brackish and polluted waters.

Reference: Kott, P. (1985). The Australian Ascidiacea Pt 1, Phlebobranchia and Stolidobranchia. *Mem. Queensl. Mus.* **23**: 1–440 [116].

UNPLACED SPECIES

The following names cannot be placed with certainty, for reasons given below, and are listed here as *Species Inquirendae*.

Species Inquirenda

Cynthia sabulosa Stimpson, W. (1855). Tunicata in descriptions of some new marine invertebrates. *Proc. Acad. Nat. Sci. Phila.* 7: 387–388 [387] [not *Ascidia sabulosa* Quoy & Gaimard, 1834 (= *Molgula sabulosa*); it is a styelid, although the generic placement cannot be determined from the original description].

Type data: holotype whereabouts unknown.

Type locality: Port Jackson, NSW.

Molgula inconspicua Stimpson, W. (1855). Tunicata in descriptions of some new marine invertebrates. *Proc. Acad. Nat. Sci. Phila.* 7: 387–388 [387] [unidentifiable from the information given].

Type data: holotype whereabouts unknown.

Type locality: Port Jackson, NSW.

Cynthia arcuata Heller, C. (1878). Beiträge zur nähern Kenntnis der Tunicaten. *Sber. Akad. Wiss. Wien* 77(1): 1–28 [11] [may be a specimen of *Pyura stolonifera* (Heller, 1878), see Kott, P. (1985). The Australian Ascidiacea Pt 1, Phlebobranchia and Stolidobranchia. *Mem. Queensl. Mus.* 23: 1–440 [331]].

Type data: holotype whereabouts unknown.

Type locality: New South Wales.

Polycarpa elata Heller, C. (1878). Beiträge zur nähern Kenntnis der Tunicaten. *Sber. Akad. Wiss. Wien* 77(1): 1–28 [25] [Michaelsen, W. (1905). Revision von Heller's Ascidiem-Typen aus dem Museum Godeffroy. *Zool. Jahrb. (Suppl.)* 8: 71–120 (112) redescribed the holotype including the upright endocarps on the body wall, lobed anal border, and numerous sausage-shaped gonads; Kott, P. (1985). The Australian Ascidiacea Pt 1, Phlebobranchia and Stolidobranchia. *Mem. Queensl. Mus.* 23: 1–440 (1814) thought it a probable senior synonym of *Polycarpa papillata* (Sluiter, 1885); the holotype has not been re-examined].

Type data: holotype ZMH*.

Type locality: Bowen, QLD.

Polycarpa nebulosa Heller, C. (1878). Beiträge zur nähern Kenntnis der Tunicaten. *Sber. Akad. Wiss. Wien* 77(1): 1–28 [24] [Michaelsen, W. (1905). Revision von Heller's Ascidiem-Typen aus dem Museum Godeffroy. *Zool. Jahrb. (Suppl.)* 8: 71–120 redescribed the holotype; it is possible synonym of *Polycarpa papillata* (Sluiter, 1885) the anal border being fringed with long lobes, but the arrangement of endocarps and gonads that would confirm its identity is not known; the holotype has not been re-examined].

Type data: holotype ZMH* (depository uncertain).

Type locality: QLD.

Polycarpa stimpsoni Heller, C. (1878). Beiträge zur nähern Kenntnis der Tunicaten. *Sber. Akad. Wiss. Wien* 77(1): 1–28 [23] [has a wide gut loop and the atrial aperture further back along the dorsal surface than in *Polycarpa tinctor* (Quoy & Gaimard, 1834) and *Polycarpa procera* (Sluiter, 1885), which otherwise have similar egg-shaped bodies with sand-encrusted test; Michaelsen, W. (1905). Revision von Heller's Ascidiem-Typen aus dem Museum Godeffroy. *Zool. Jahrb. (Suppl.)* 8: 71–120 found the holotype dried out and other details of its structure could not be determined; a specimen

from Bass Strait identified by Heller as *P. stimpsoni* is not conspecific; Heller thought the species may be identical *Cynthia sabulosa* Stimpson, 1855, from the same locality, but there is no evidence that this is so].

Type data: holotype ZMH* (depository uncertain).

Type locality: Port Jackson, NSW.

Styela exigua Herdman, W.A. (1881). Preliminary report on the Tunicata of the *Challenger* Expedition. Cynthiidae, Molgulidae. *Proc. R. Soc. Edinb.* 11(3): 52–88 [68] [Kott, P. (1985). The Australian Ascidiacea Pt 1, Phlebobranchia and Stolidobranchia. *Mem. Queensl. Mus.* 23: 1–440 [141] believed that this is a member of the genus *Cnemidocarpa*, however insufficient information is available to confirm either the generic or specific identity; gonads were not detected in the holotype].

Type data: holotype BMNH 1887.2.4.79.

Type locality: Port Jackson, NSW.

Cynthia laevissima Stimpson, W. (1855). Tunicata in descriptions of some new marine invertebrates. *Proc. Acad. Nat. Sci. Phila.* 7: 387–388 [387] [described as having a pale orange, smooth, glossy body with small red apertures; the presence of 20 branchial folds (10 per side?) and 'fimbriated' tentacles suggests the genus *Microcosmus*, although at this stage its identity cannot be determined].

Type data: holotype whereabouts unknown.

Type locality: Port Jackson, NSW.

Cynthia solanoides Herdman, W.A. (1899). Descriptive catalogue of the Tunicata in the Australian Museum. *Australian Museum, Sydney, Catalogue* 17: 1–139 [29] [Kott, P. (1985). The Australian Ascidiacea Pt 1, Phlebobranchia and Stolidobranchia. *Mem. Queensl. Mus.* 23: 1–440 (318) thought it was *Microcosmus solanoides*; it may be a specimen of *Pyura stolonifera* (Heller, 1878) but the holotype is in poor condition and it is not possible to confirm its identity].

Type data: holotype AM U360.

Type locality: Port Jackson, NSW.

Molgula recumbens Herdman, W.A. (1899). Descriptive catalogue of the Tunicata in the Australian Museum. *Australian Museum, Sydney, Catalogue* 17: 1–139 [56] [name first listed by Herdman, W.A. (1898). Note on the Tunicata fauna of Australian seas. *Ann. Mag. Nat. Hist.* 7(1): 443–450 (444), *nom. nud.*; Kott, P. (1985). The Australian Ascidiacea Pt 1, Phlebobranchia and Stolidobranchia. *Mem. Queensl. Mus.* 23: 1–440 (379) suggests that this may be an early introduction of *Molgula manhattensis* (Kay, 1843)].

Type data: holotype whereabouts unknown.

Type locality: Port Jackson, NSW.

Polycarpa sacciformis Herdman, W.A. (1899). Descriptive catalogue of the Tunicata in the Australian Museum. *Australian Museum, Sydney, Catalogue* 17: 1–139 [48] [name first listed by Herdman, W.A. (1898). Note on the Tunicata fauna of Australian seas. *Ann. Mag. Nat. Hist.* 7(1): 443–450 [446], *nom. nud.*; Kott, P. (1952). Ascidiens of Australia. 1. Stolidobranchiata and Phlebobranchiata. *Aust. J. Mar. Freshwat. Res.* 3(3): 206–333 (241) found the holotype in poor condition, only the gut being intact, but inadequate for confident characterisation].

UNPLACED SPECIES

Type data: holotype AM U249/ G2084.

Type locality: Port Jackson, NSW.

Polycarpa stephenensis Herdman, W.A. (1899). Descriptive catalogue of the Tunicata in the Australian Museum. *Australian Museum, Sydney, Catalogue 17*: 1–139 [45] [although Kott, P. (1985). The Australian Ascidiacea Pt 1, Phlebobranchia and Stolidobranchia. *Mem. Queensl. Mus.* **23**: 1–440 thought this probably conspecific with *Polycarpa pigmentata* Herdman, 1906, this may be a valid species with more numerous gonads than others in the *pendunculata* group].

Type data: holotype AM U148/ G2082.

Type locality: Port Jackson, NSW.

Halocynthia flynni Herdman, W.A. (1923). Ascidiacae simplices. *Sci. Rep. Aust. Antarctic Exped. 1911–1914 (C)3(3)*: 1–35 2 pls [22] [the 2cm, ovate specimen has a tough

coriaceous test and overlapping pointed spines lining the siphons; it may be conspecific with *Pyura tasmanensis* but the single specimen taken has not been located to confirm this].

Type data: holotype whereabouts unknown*.

Type locality: NE Tasmania.

Polycarpa jacksoniana Herdman, W.A. (1899). Descriptive catalogue of the Tunicata in the Australian Museum. *Australian Museum, Sydney, Catalogue 17*: 1–139 [50] [name first listed by Herdman, W.A. (1898). Note on the Tunicata fauna of Australian seas. *Ann. Mag. Nat. Hist.* **7(1)**: 443–450 [446], *nom. nud.*; information on gonads that would allow precise characterisation is not available; the holotype has not been re-examined].

Type data: holotype AM G2085.

Type locality: Port Jackson, NSW.

THALIACEA

Thaliacea are the most speciose of the two planktonic tunicate classes. The geographic ranges of most species are vast, being defined by the courses of ocean currents, rather than geographic areas. No indigenous species are known in this group. New species are rare, and very few have been added to the list of known species in the last 50 years. Twenty-six species are known from Australian waters.

The class Thaliacea contains the salps and doliolids, both of which have solitary and colonial generations, and the pyrosomids which are only colonial. Each of these groups is given ordinal rank in the class as Cyclomyaria (or Doliolida), Desmomyaria (or Salpida) and Pyrosomatida. Each order contains only one family—the Doliolidae, the Salpidae and the Pyrosomatidae, respectively. Only the Salpidae are reasonably diverse, with two subfamilies, Cyclosalpinx and Salpinx.

Thaliacea are characterised by their translucent test, branchial and atrial siphons at opposite ends of the body and the atrial cavity posterior to the large pharynx. Budding takes place from an endostylar stolon. Species are separated by the numbers and arrangement of the muscle bands that encircle their bodies.

Thaliacea are most prolific. In certain seasons some species occur in vast swarms that exclude most other zooplankters from surface waters. Such swarms of *Thalia democratica* (Forskål, 1775) are characteristic of the Australian eastern coastal waters in autumn and spring. Thaliaceans gain the energy for their prolific sexual reproduction and vegetative replication from their voracious filter feeding activity as they pass through the water—jet-propelled by their ciliary feeding stream.

Most known taxa of the Thaliacea were described from the collections made on one or other of the great European scientific voyages of the 19th century, namely, the French *Astrolabe* (Quoy & Gaimard 1833, 1834), the British *Challenger* (Herdman 1888), the great German Plankton Expedition and the Deep Sea Expedition of the *Valdivia* (Traustedt 1893; Seeliger 1895; Apstein 1906a, 1906b; Neumann 1906, 1913), and the Dutch *Siboga* (Ihle 1910). Later, the American Fisheries Bureau *Albatross* (Metcalf 1919) also made collections in the western Pacific. The taxonomy and biology of Thaliacea have been reviewed in Bone (1998).

In Australian waters, a small plankton collection made by the German expedition to south-western Australia yielded only one thaliacean (*Doliolum denticulatum*) from Shark Bay (Lohmann 1909), and Russell & Coleman (1935) reported on collections made around Low Isles (Great Barrier Reef). Species occurring in eastern Australian waters from the Tropic of Capricorn to South Australia were determined and reported by Thompson (1945) from the collections made by the CSIRO research vessel FRV *Warreen* in just over two years (1938–1941). Since then, no systematic planktological work has been pursued in Australian waters; and neither have the western, southern or tropical Australian waters been surveyed for Thaliacea, although Heron (1972–1988), produced seminal work on the biology of *Thalia democratica*.

The whereabouts of the majority of the type specimens of thaliacean nominal species occurring in Australian waters are not known. Material reported by Quoy & Gaimard (1825, 1833, 1834) from the Voyage de l'*Astrolabe* was discovered in the Laboratoire de Biologie des Invertébrés marins et Malacologie in the Muséum National d'Histoire Naturelle, Paris. However, although there are vials labelled '*Biphores*' and '*Salpes*', the external labels have either been lost or never existed (C. Monniot, *pers. comm.*). Not one of the type specimens of the eleven species from Australian waters, ascribed to these authors, has been located. Type specimens of the four from the *Challenger* Expedition (1888) have not been located in the BMNH; nor are the types of the species described by Ritter (two species), Brooks (two species) and Metcalf (two species) to be found in the U.S. National Museum. Relevant type specimens from Tilesius, Otto, Desor, Dall, Vogt, Todara, Sigl, Borgert, Uljanin (each being the author of a single species) have not been located, and may never have been assigned. Similarly, the type specimens for species described by Bosc (two species), Sars (two species) and Traustedt (three species) and three of the four described by Apstein have not been located.

THALIACEA

Cuvier (six species) did not designate types, nor apparently did Forskål (six species), Blainville (four species), Chamisso (four species) and Pallas (one species). Of the six species described by Lesson, and by Péron and Lesueur in the early part of last century, only one (*Pyrosoma giganteum* Lesueur, 1815) has been located in the Muséum National d'Histoire Naturelle, Paris. The only other thaliacean type specimens located are *Thalia cicar* Van Soest, 1973 and *Thalia rhinoceros* Van Soest, 1975 in the Zoological Museum of Amsterdam, *Salpa amboinensis* Apstein, 1904 in the Muséum d'Histoire Naturelle, Geneva, and *Pyrosoma triangulum* Neumann, 1909 in the Museum für Naturkunde, Berlin.

References

- Apstein, C. (1904). Salpes d'Amboine. *Rev. Suisse Zool.* **12**: 649–656 pl. xii
- Apstein, C. (1906a). Salpen der deutschen Tiefsee-Expedition. In, *Wiss. Ergebn. Deutsch. Tiefsee-Exped. 1898–99* **12**(3): 245–290
- Apstein, C. (1906b). Die Salpen der Deutschen Südpolar-Expedition. In, *Ergebn. Deutsche Südpol. Exped. 1901–1903* **9**(1): 155–203
- Bone, Q. (1998). *The Biology of Pelagic Tunicates*. New York : Oxford University Press 340 pp.
- Forskål, P. (1775). *Salpa*. pp. 112–117 in, *Descriptions Animalium ...; quae in itinere orientali observavit*. Hauniae : Heineck & Faber 164 pp.
- Herdman, W.A. (1888). Report upon the Tunicata collected during the voyage of H.M.S. 'Challenger', during the years 1873–1876. *Zool. Chall. Exped.* **27**(76): 1–166 pls i–xi
- Heron, A.C. (1972). Population ecology of a colonizing species: the pelagic tunicate *Thalia democratica*. I. Individual growth rate and generation time. *Oecologia* **10**: 289–293
- Heron, A.C. (1972). Population ecology of a colonising species: the pelagic tunicate *Thalia democratica* II. Population growth rate. *Oecologia* **10**: 294–312
- Heron, A.C. (1973). A new type of heart mechanism in the invertebrates. *J. Mar. Biol. Ass. U.K.* **53**: 425–428
- Heron, A.C. (1973). A specialised predator-prey relationship between the copepod *Sapphirina angusta* and the pelagic tunicate *Thalia democratica*. *J. Mar. Biol. Ass. U.K.* **53**: 429–435
- Heron, A.C. (1975). Advantages of heart reversal in pelagic tunicates. *J. Mar. Biol. Ass. U.K.* **55**: 959–963
- Heron, A.C. (1976). A new type of excretory mechanism in the tunicates. *Mar. Biol.* **36**: 191–197
- Heron, A.C. & Benham, E.E. (1983). Individual growth rates of salps in three populations. *J. Plankton Res.* **6**: 811–828
- Heron, A.C. & Benham, E.E. (1985). Life history parameters as indicators of growth rate in three salp populations. *J. Plankton Res.* **7**: 365–379
- Heron, A.C., McWilliam, P.S. & Dal Pont, G. (1988). Length-weight relation in the salp *Thalia democratica* and potential of salps as a source of food. *Mar. Ecol. Progress Ser.* **42**: 125–132

THALIACEA

- Ihle, J.E.W. (1910). Die Thaliaceen der Siboga-Expedition. *In, Siboga - Expeditie Monogr.* **56d**, 58 pp. Leiden.
- Lesueur, C.A. (1815). Mémoire sur l'organisation des Pyrosomes et sur la place qu'ils semblent devoir occuper dans une classification naturel. *Bull. Soc. Philomath. Paris* **4**: 70–74 pl. i
- Lohmann, H. (1909). Copelata und Thaliacea. pp. 143–149 *in* Michaelsen, W. & Hartmeyer, R. (eds) *Die Fauna Südwest-Australiens*. 2(10) Jena : Fischer
- Metcalf, M.M. (1919). Metcalf and Bell upon Salpidae. *Science N.Y.* **50**(1279): 19–20
- Neumann, G. (1909). Mitteilung über eine neue Pyrosomen Art der Deutschen Tiefsee Expedition. *Zool. Anz.* **33**(24–25): 792
- Neumann, Y (1906). *Doliolum*. *In, Wiss. Ergebn. Deutsch. Tiefsee Exped.* **12**(2): 93–245
- Neumann, Y. (1913). Die Pyrosomen und Dolioliden der Deutschen Südpolar-Expedition 1901–1903. *In, Ergebn. Deutsche Südpol. Exped. 1901–1903* **14**(Zool 6): 1–34
- Quoy, J.R.C. & Gaimard, J.P. (1825). Observations sur les Biphores et les Béroés, faites pendant le voyage aultour du monde de la corvette *l'Uranie*, commandée par M. Louis de Freycinet. *Ann. Sci. Nat.* **16**: 28–51
- Quoy, J.R.C. & Gaimard, J.P. (1833). Zoologie, Zoophytes pp. 304–306. *in, Voyage de découvertes de l'Astrolabe 1824–1829* Vol. 4. Paris : Pilet Ainé.
- Quoy, J.R.C. & Gaimard, J.P. (1834). Zoologie, Mollusques pp. 559–626. *in, Voyages de découvertes de l'Astrolabe 1826–1829*, Vol. 3. Paris : Pilet Ainé.
- Russell, F.S. & Coleman, J.S. (1935). The zooplankton IV. The occurrence and seasonal distribution of the Tunicata, Mollusca and Coelenterata. *Sci. Repts Gt Barrier Reef Exped.* **2**(7): 207–234
- Seeliger, O. (1895). Appendicularien und Ascidien, Tunicata. Manteltiere. pp. 97–144 *in* Bronn, H.G. *Klassen und Ordnungen des Tier-Reichs*. Leipzig : C.F. Winter Vol. 3 Suppl. 4–5
- Thompson, H. (1945). *Pelagic Tunicates of Australia*. Melbourne : Council for Scientific and Industrial Research 196 pp. 75 pls
- Traustedt, M.P.A. (1893). Die Thaliacea der Plankton-Expedition. A. Systematische Bearbeitung. *In, Ergebn. Plankt.-Exped. Humboldt-Stuftung*. Vol. 2(E.a.A.): 1–16 pl. I.
- Van Soest, R.W.M. (1973). The genus *Thalia* Blumenbach, 1798 (Tunicata, Thaliacea) with descriptions of two new species. *Beaufortia* **20**: 193–212
- Van Soest, R.W.M. (1975). Observations on taxonomy and distribution of some salps (Tunicata, Thaliacea), with descriptions of three new species. *Beaufortia* **23**: 105–130

DOLIOLIDAE

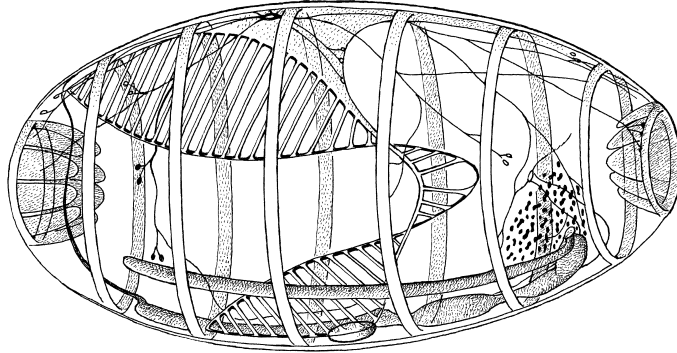


Fig. 23. *Doliolum denticulatum* Quoy & Gaimard, 1834. (Scale bar = 1.0 mm). [after Herdman 1888]

The Doliolidae Bronn, 1862 are the only family in the order Doliolida. All doliolids are free swimming barrel-shaped organisms with eight to nine circular muscle rings around the body, which is open at each end, the mouth anteriorly and atrial aperture posteriorly. Stigmata are in an S-shaped band at the posterior end of the pharynx.

Doliolids are polymorphic. Fertilisation is external, eggs being liberated through the atrial aperture. Tailed larvae are produced as in the Ascidiacea. Loss of the tail results in a functional oozoid with a ventral vegetative stolon from which a continuous series of buds (blastozooids) is produced. These migrate around the right side of the body to the postero-dorsal surface, forming a colony with the oozoid ('nurse'). The blastozooids, attached to the dorsal spur of the 'nurse', are trophozooids (or gastrozooids) in the lateral rows and phorozoids in a median line. The sexual gonozooids of the next generation are eventually produced by, and break free from, the phorozoids. This complex life cycle sometimes is abbreviated by the omission of one or more stages (Braconnot 1963).

Doliolidae are not diverse although both *Doliolum denticulatum* Quoy & Gaimard, 1834 and *Dolioletta gegenbauri* (Uljanin, 1884) are common components of the eastern Australian jelly plankton. The family has been reviewed by Garstang (1933) and Neumann (1935). Thompson (1945) has documented the group as it occurs in eastern Australian waters.

References

- Braconnot, J.C. (1963). Etude du cycle annuel des Salpes et Doliolides en rade de Villefranche-sur-Mer. *J. Cons. int. Explor. Mer* **28**: 21–36
- Bronn, H.G. (1862). Weichthiere. pp. 1281–1772. In, *Die Klassen und Ordnungen des Tier-Reichs*. Vol. 3 Suppl. (89–98). Leipzig : C. F. Winter.
- Garstang, W. (1933). Report on the Tunicata. 1. Doliolida. *Brit. Antarct. 'Terra Nova' Exped. 1910, Zool.* **4**: 195–251

Neumann, G. (1935). Thaliacea. pp. 203–500 in Kükenthal, W. & Krumbach, T. (eds) *Handbuch der Zoologie*. Berlin : Walter de Gruyter Vol. 5(2)

Quoy, J.R.C. & Gaimard, J.P. (1834). Zoologie, Mollusques pp. 559–626. in, *Voyages de découvertes de l'Astrolabe 1826–1829*, Vol. 3. Paris : Pilet Ainé.

Thompson, H. (1945). *Pelagic Tunicates of Australia*. Melbourne : Council for Scientific and Industrial Research 196 pp. 75 pls

Uljanin, B.N. (1884). Die Arten des Gattung *Doliolum* in Golfe von Neapel und den angrenzen den Meeresabschnitten. *Fauna und Flora des Golfes von Neapel*. pp. 1–140 pls i–xii

***Dolioletta* Borgert, 1894**

Dolioletta Borgert, A.H.C. (1894). Die Thaliacea der Plankton-Expedition. C. Vertheilung der Doliolen. *Ergebn. Plankt.-Exped. Humboldt-Stiftung* 2(E.a.C.): 1–66 pls v–viii [1] [initially introduced as a subgenus of *Doliolum* Quoy & Gaimard, 1834].

Type species: *Doliolum gegenbauri* Uljanin, 1884 by original designation.

Compiled from secondary sources: Mueller, J. (1846). Bericht über einige neue Theiformen der Nordsee. *Müllers Arch. Anat. Phys. Wiss. Med.* 1846: 106; Mueller, J. (1847). Bericht über einige neue Theiformen der Nordsee. *Müllers Arch. Anat. Phys. Wiss. Med.* 1847: 158.

Extralimital distribution: cosmopolitan, Indian Ocean, Pacific Ocean, north Atlantic Ocean, south Atlantic Ocean; in cool waters. See: Berrill, N.J. (1950). The Tunicata. *Ray Soc. Publs* 133: 1–354; Tokioka, T. (1960). Studies on the distribution of appendicularians and some thaliaceans of the North Pacific, with some morphological notes. *Publ. Seto Mar. Biol. Lab. Kyoto Univ.* 8(2): 351–443.

***Dolioletta gegenbauri* (Uljanin, 1884)**

Doliolum gegenbauri Uljanin, B.N. (1884). Die Arten des Gattung *Doliolum* in Golfe von Neapel und den angrenzen den Meeresabschnitten. *Fauna und Flora des Golfes von Neapel*. pp. 1–140 pls i–xii [1].

Type data: type status and whereabouts unknown.

Type locality: Gulf of Naples, Mediterranean Sea.

Doliolum tritonis Herdman, W.A. (1888). Report upon the Tunicata collected during the voyage of H.M.S. 'Challenger', during the years 1873–1876. *Zool. Chall. Exped.* 27(76): 1–166 pls i–xi [47].

Type data: type status unknown BMNH (depository uncertain, not found).

Type locality: North Atlantic Ocean.

Taxonomic decision for synonymy: Garstang, W. (1933). Report on the Tunicata. 1. Doliolida. *Brit. Antarct. Terra Nova' Exped. 1910, Zool.* 4: 195–251 [195].

Distribution: TAS (Bass Strait*, Tas. coast*), VIC (Bass Strait*); cool waters in Indian and Pacific Oceans and north and south Atlantic.

Ecology: marine, planktonic; tolerant of colder waters, to 250 m; nurse forms to 3000 m.

References: Neumann, G. (1935). Thaliacea. pp. 203–500 in Kükenthal, W. & Krumbach, T. (eds) *Handbuch der Zoologie*. Berlin : Walter de Gruyter Vol. 5(2); Tokioka, T. (1960). Studies on the distribution of appendicularians and some thaliaceans of the North Pacific, with some morphological notes. *Publ. Seto Mar. Biol. Lab. Kyoto Univ.* 8(2): 351–443.

***Doliolum* Quoy & Gaimard, 1834**

Doliolum Quoy, J.R.C. & Gaimard, J.P. (1834). Zoologie, Mollusques pp. 559–626. in, *Voyages de découvertes de l'Astrolabe 1826–1829*, Vol. 3. Paris : Pilet Ainé. [599].

Type species: *Doliolum denticulatum* Quoy & Gaimard, 1834 by original designation.

Extralimital distribution: cosmopolitan, warm waters of Indian Ocean, west and east Pacific Ocean, equatorial Atlantic Ocean currents. See: Tokioka, T. (1960). Studies on the distribution of appendicularians and some thaliaceans of the North Pacific, with some morphological notes. *Publ. Seto Mar. Biol. Lab. Kyoto Univ.* 8(2): 351–443.

***Doliolum denticulatum* Quoy & Gaimard, 1834**

Doliolum denticulatum Quoy, J.R.C. & Gaimard, J.P. (1834). Zoologie, Mollusques pp. 559–626. in, *Voyages de découvertes de l'Astrolabe 1826–1829*, Vol. 3. Paris : Pilet Ainé. [559].

Type data: type status unknown NHMP (depository uncertain, not found).

Type locality: Ile Vanikoro, Pacific Ocean.

Distribution: NSW (Central E coast), QLD (Central E coast, Great Barrier Reef); warmer waters of Indian, east and west Pacific, and Atlantic Oceans and Mediterranean.

Ecology: marine, planktonic; warm water species favours tropical, subtropical waters.

References: Neumann, G. (1935). Thaliacea. pp. 203–500 in Kükenthal, W. & Krumbach, T. (eds) *Handbuch der Zoologie*. Berlin : Walter de Gruyter Vol. 5(2); Tokioka, T. (1960). Studies on the distribution of appendicularians and some thaliaceans of the North Pacific, with some morphological notes. *Publ. Seto Mar. Biol. Lab. Kyoto Univ.* 8(2): 351–443.

PYROSOMATIDAE

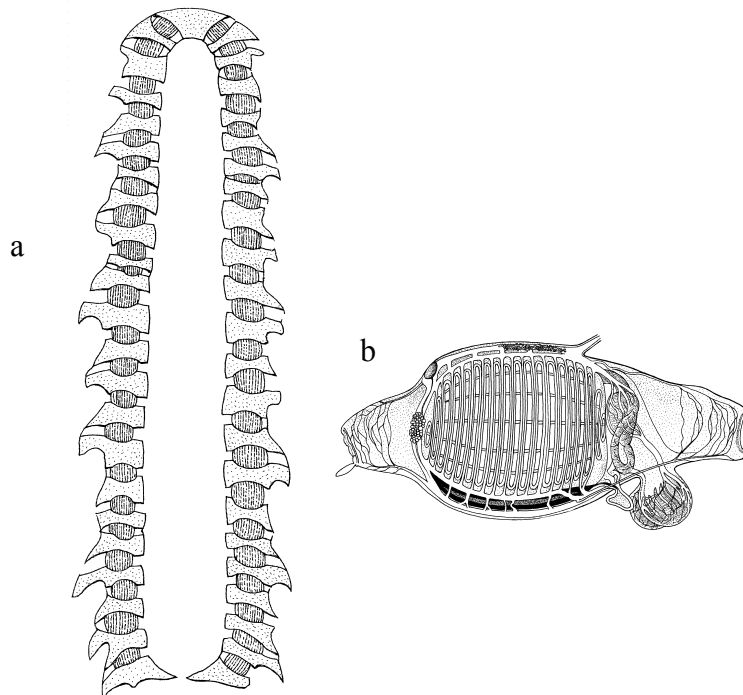


Fig. 24. *Pyrosoma atlanticum* Péron, 1804: **a**, diagrammatic longitudinal section through colony; **b**, schematic figure of a zooid. (a, about life size).
[a, after Burghause 1914; b, after Metcalf & Hopkins 1919]

The family Pyrosomatidae Lahille, 1888, the only known family of the thaliacean order Pyrosomatida, contains species with free swimming tubular colonies of numerous zooids embedded in common transparent test, with their branchial (incurrent) apertures around the outside of the colony and the atrial (excurrent) apertures opening into the central (cloacal) cavity. The central cavity is open at the posterior end of the colony and the excurrent stream of water is forced out through this opening, creating the jet by which the colony is propelled through the water. The pharynx is perforated by numerous long, parallel stigmata, and the short gut loop is postero-ventral to it. The atrial chamber opens at the posterior end of the zooid. Luminous organs are on each side of the anterior end of the pharynx. A vegetative stolon is at the posterior end of the endostyle.

There are two subfamilies, Pyrosomatinae (*Pyrosoma* Péron, 1804 and *Pyrosomella* Van Soest, 1979) and Pyrostremmatinae (*Pyrostremma* Garstang, 1929). In the Pyrosomatinae replication is by isolation of a bud (from the tip of a vegetative stolon) which moves towards the open end of the colony. In the Pyrostremmatinae, the buds form in continuous chains from the stolon, and even after separation lie more or less in rows in the colony. Eggs are fertilised *in situ* in the parent zooid, and develop into rudimentary colonies before liberation from the parental common cloaca.

PYROSOMATIDAE

Pyrosomella differs from *Pyrosoma* in its strictly parallel rows of zooids. This genus has not been recorded from Australian waters although it is known in the tropical Indo-west Pacific. The order Pyrosomatida is reviewed by Neumann (1935) and Van Soest (1979, 1981). Thompson (1945) has reviewed the species recorded from Australian waters.

References

- Garstang, W. (1929). Tunicates. *Encyclopedia Britannica* **14**: 549–555
- Lahille, F. (1888). Etude systématique des tuniciers. *Compt. Rend. Ass. Fr. Avanc. Sci.* **1887**(2): 667–677
- Mueller, O.F. (1776). pp. 224–226 in, *Zoologiae Danicae*. Copenhagen : Prodrumus.
- Neumann, G. (1935). Thaliacea. pp. 203–500 in Kükenthal, W. & Krumbach, T. (eds) *Handbuch der Zoologie*. Berlin : Walter de Gruyter Vol. 5(2)
- Péron, F. (1804). Mémoire sur le nouveau genre *Pyrosoma*. *Ann. Mus. Hist. Nat. Paris* **4**(12): 437–446 pl. lxxii
- Thompson, H. (1945). *Pelagic Tunicates of Australia*. Melbourne : Council for Scientific and Industrial Research 196 pp. 75 pls
- Van Soest, R.W.M. (1979). Revised classification of the order Pyrosomatida (Tunicata, Thaliacea) with the description of a new genus. *Steenstrupia* **5**(11): 197–217
- Van Soest, R.W.M. (1981). A monograph of the order Pyrosomatida (Tunicata, Thaliacea). *J. Plankton Res.* **3**(4): 603–631

PYROSOMATINAE

Pyrosoma Péron, 1804

Pyrosoma Péron, F. (1804). Mémoire sur le nouveau genre *Pyrosoma*. *Ann. Mus. Hist. Nat. Paris* **4**(12): 437–446 pl. lxxii [437].
Type species: *Pyrosoma atlanticum* Péron, 1804 by original designation.

Dipleurosoma Brooks, W.K. (1906). The affinities of pelagic tunicates. No. 1. On a new *Pyrosoma* and *Dipleurosoma elliptica*. *Mem. Natl Acad. Sci. Wash.* **10**: 149–156 [149, 154].
Type species: *Dipleurosoma ellipticum* Brooks, 1906 by monotypy.

Extralimital distribution: worldwide in tropical and temperate latitudes. See: Van Soest, R.W.M. (1981). A monograph of the order Pyrosomatida (Tunicata, Thaliacea). *J. Plankton Res.* **3**(4): 603–631.

Pyrosoma atlanticum Péron, 1804

Pyrosoma atlanticum Péron, F. (1804). Mémoire sur le nouveau genre *Pyrosoma*. *Ann. Mus. Hist. Nat. Paris* **4**(12): 437–446 pl. lxxii [437].

Type data: type status unknown MNHP (depository uncertain, not found).

Type locality: equatorial Atlantic Ocean between Mauritius and Europe.

Compiled from secondary source: Herdman, W.A. (1888). Report upon the Tunicata collected during the voyage of H.M.S. 'Challenger', during the years 1873–1876. *Zool. Chall. Exped.* **27**(76): 1–166 pls i–xi.

Pyrosoma elegans Lesueur, C.A. (1813). Mémoire sur quelques nouvelle espèce d'animaux mollusques et radiates recueillies dans la Méditerranée, près de Nice. *Arch Naturg.* **3**: 281–285 [283].

Type data: type status unknown MNHP (depository uncertain, not found).

Type locality: Nice, Mediterranean Sea.

Compiled from secondary source: Herdman, W.A. (1888). Report upon the Tunicata collected during the voyage of H.M.S. 'Challenger', during the years 1873–1876. *Zool. Chall. Exped.* **27**(76): 1–166 pls i–xi.

Pyrosoma giganteum Lesueur, C.A. (1815). Mémoire sur l'organisation des Pyrosomes et sur la place qu'ils semblent devoir occuper dans une classification naturel. *Bull. Soc. Philomath. Paris* **4**: 70–74 pl. i [70].

Type data: holotype (probable) MNHP TP163*.

Type locality: Nice, Mediterranean Sea.

Compiled from secondary source: Herdman, W.A. (1888).

Report upon the Tunicata collected during the voyage of H.M.S. 'Challenger', during the years 1873–1876. *Zool. Chall. Exped.* **27**(76): 1–166 pls i–xi.

Pyrosoma rufum Quoy, J.R.C. & Gaimard, J.P. (1824). Zoologie pp. 497–516. in, *Le voyage autour du Monde, sur les corvettes de S.M. l' Uranie et la Physicienne 1817–1820*. Paris : Pilet Ainé. [514].

Type data: type status unknown MNHP (depository uncertain, not found).

Type locality: environs of the Cape of Good Hope, 4400 m S Atlantic [38°23'S 37°28'W].

Dipleurosoma ellipticum Brooks, W.K. (1906). The affinities of pelagic tunicates. No. 1. On a new *Pyrosoma* and *Dipleurosoma elliptica*. *Mem. Natl Acad. Sci. Wash.* **10**: 149–156 [151].

Type data: type status unknown USNM (depository uncertain, not found).

Type locality: Gulf Stream off Beaufort, North Carolina.

Pyrosoma triangulum Neumann, G. (1909). Mitteilung über eine neue Pyrosomen Art der Deutschen Tiefsee Expedition. *Zool. Anz.* **33**(24–25): 792 [792].

Type data: holotype ZMB 2978*.

Type locality: South Atlantic Ocean.

Pyrosoma benthica Monniot, C. & Monniot, F. (1966). Un pyrosome benthique: *Pyrosoma benthica* n.sp. *C.R. Seances Acad. Sci.* **263**(D): 368–370 [368].

Type data: type status unknown MNHP (depository uncertain, not found).

Type locality: Cape Verde Is., between Boavista and Maio [15°34'30"N 23°11'30"W].

Taxonomic decision for synonymy: Van Soest, R.W.M. (1981). A monograph of the order Pyrosomatida (Tunicata, Thaliacea). *J. Plankton Res.* **3**(4): 603–631 [612].

Distribution: NSW (Lower E coast), SA (Great Australian Bight, S Gulfs coast), TAS (Bass Strait), VIC (Bass Strait); east and west Pacific, Atlantic and Indian Oceans and Mediterranean.

Ecology: marine, planktonic; most plentiful below 250 m, in waters of 7°C to 30°C.

References: Neumann, G. (1935). Thaliacea. pp. 203–500 in Kükenthal, W. & Krumbach, T. (eds) *Handbuch der Zoologie*. Berlin : Walter de Gruyter Vol. 5(2); Ivanova-Kazas, O.M. (1962). Sur les forme primitive du développement chez les Pyrosomida. *Cahiers de Biologie Marine* **3**: 191–208.

PYROSTREMMATINAE

Pyrostremma Garstang, 1929

Pyrostremma Garstang, W. (1929). Tunicates. *Encyclopedia Britannica* **14**: 549–555 [549] [publication date established from Van Soest, R.W.M. (1981). A monograph of the order Pyrosomatida (Tunicata, Thaliacea). *J. Plankton Res.* **3**(4): 603–631; first introduced as a subgenus of *Pyrosoma* Péron, 1804].

Type species: *Pyrosoma spinosum* Herdman, 1888 by original designation.

Propyrosoma Ivanova-Kazas, O.M. (1962). Sur les forme primitive du développement chez les Pyrosomida. *Cahiers de Biologie Marine* **3**: 191–208 [193] [junior objective synonym of *Pyrostremma* Garstang, 1929].

Type species: *Pyrosoma spinosum* Herdman, 1888 by original designation.

Extralimital distribution: all oceans between 40°N and 45°S. See: Van Soest, R.W.M. (1981). A monograph of the order Pyrosomatida (Tunicata, Thaliacea). *J. Plankton Res.* **3**(4): 603–631.

Generic reference: Van Soest, R.W.M. (1981). A monograph of the order Pyrosomatida (Tunicata, Thaliacea). *J. Plankton Res.* **3**(4): 603–631 [607].

Pyrostremma spinosum (Herdman, 1888)

Pyrosoma excelsior Perrier, J.O.E. (1886). Les Ascidies. pp. 225–229 in, *Les Explorations sous-marines. Bibliothèque des Ecoles et des Familles*. Paris : Librairie Hachette et Cie. 332 pp. [229] [this is a little used name, and for stability in nomenclature, *Pyrostremma spinosum* Herdman, 1888 is maintained here as the valid name, pending an application to

the International Commission on Zoological Nomenclature].

Type data: type status and whereabouts unknown.

Type locality: tropical north Atlantic.

Pyrosoma spinosum Herdman, W.A. (1888). Report upon the Tunicata collected during the voyage of H.M.S. 'Challenger', during the years 1873–1876. *Zool. Chall. Exped.* **27**(76): 1–166 pls i–xi [29] [for stability in nomenclature this name is maintained here as the valid name, pending an application to the International Commission on Zoological Nomenclature to have it conserved].

Type data: type status unknown BMNH (depository uncertain, not found).

Type locality: 4400 m, S Atlantic Ocean [38°23'S 37°28'W].

Pyrosoma sedentarium Sebastian, V.O. (1971). *Pyrosoma sedentarium n.sp.*. *Bull. Dept. Mar. Biol. Oceanogr. Univ. Cochin* **5**: 77–79 [77].

Type data: type status unknown.

Type locality: Cochin to Puvar, Kerala Coast of India, below 200m.

Taxonomic decision for synonymy: Van Soest, R.W.M. (1981). A monograph of the order Pyrosomatida (Tunicata, Thaliacea). *J. Plankton Res.* **3**(4): 603–631 [607].

Distribution: New Zealand, NSW (Lower E coast); lower E coast, NSW, VIC; all oceans between 40°N and 45°S.

Ecology: marine, planktonic.

References: Neumann, G. (1935). Thaliacea. pp. 203–500 in Kükenthal, W. & Krumbach, T. (eds) *Handbuch der Zoologie*. Berlin : Walter de Gruyter Vol. 5(2); Ivanova-Kazas, O.M. (1962). Sur les forme primitive du développement chez les Pyrosomida. *Cahiers de Biologie Marine* **3**: 191–208.

SALPIDAE

The family Salpidae Lahille, 1888 (with subfamilies Cyclosalpinidae and Salpinidae) is the most diverse of the thaliacean families, and the only family in the order Salpida. Salps are transparent, with atrial and branchial apertures at opposite ends of a more or less streamlined body. An aggregate (blastozoid) sexual generation alternates with a solitary (oozoid) vegetative generation. There is no tailed larva.

Circular muscles surrounding the body are divided into oral, atrial and body muscles. The oral muscle closes the mouth, while the body muscles contract to force water out posteriorly through the atrial aperture. Gill slits are absent, the atrial and branchial cavities being almost continuous, interrupted only by a large ciliated gill bar, the cilia driving the mucous net to the oesophageal opening. A tight, compact 'nucleus' at the posterior end of the body of the aggregate form contains the gut loop and gonads. Embryos (usually one at a time) develop attached to the atrial lining in the aggregated blastozoids.

The subfamily Cyclosalpinidae (*Cyclosalpa* Blainville, 1827 and *Helicosalpa* Todara, 1902) in which circular whorls of zooids are produced from the stolon of the solitary vegetative generation, has a particularly thin test and a straight gut stretched along the gill bar. In Salpinidae the test is often thick and firm, forming keels, spines, *etc.*, the aggregates of blastozoids are in double rows rather than whorls and the gut is coiled.

Eleven genera are recognised in the Salpinidae, and all are represented in Australian waters. The most commonly occurring species is *Thalia democratica* (Forskål, 1775), which occurs in two swarms, spring and autumn, off the coast of New South Wales. Its biology is discussed by Heron (1972) who observed that the population growth of the salp reflected that of the phytoplankton blooms it exploits as its food. The phytoplankton blooms presumably are associated with the incursions of nutrient rich deeper waters onto the continental shelf at those times of the year.

Ihle (1935) reviewed the Salpidae. Van Soest (1974a, 1974b, 1975) has more recently revised many of the genera. Thompson (1945) discussed their occurrence in Australian waters.

References

- Blainville, H.M.D. de (1827). *Salpa*. *Bull. Zool. Nomencl.* **26**(3): 136–138
- Forskål, P. (1775). *Salpa*. pp. 112–117 in, *Descriptions Animalium ...; quae in itinere orientali observavit*. Hauniae : Heineck & Faber 164 pp.
- Heron, A.C. (1972). Population ecology of a colonizing species: the pelagic tunicate *Thalia democratica*. I. Individual growth rate and generation time; II. Population growth rate. *Oecologia* **10**: 289–293
- Ihle, J.E.W. (1935). *Desmomyaria*. pp. 401–544 in Kükenthal, W. & Krumbach, T. (eds) *Handbuch der Zoologie*. Vol. 5(2, 5) Berlin : Walter de Gruyter.
- Lahille, F. (1888). Etude systématique des tuniciers. *Compt. Rend. Ass. Fr. Avanc. Sci.* **1887**(2): 667–677
- Thompson, H. (1945). *Pelagic Tunicates of Australia*. Melbourne : Council for Scientific and Industrial Research 196 pp. 75 pls
- Todara, F. (1883). Sopra una nuova forma di *Salpa* (*S. dolicosoma*). *Atti. Accad. Lincei* **8**: 41–43
- Van Soest, R.W.M. (1974a). Taxonomy of the subfamily Cyclosalpinidae Yount, 1954, with descriptions of two new species. *Beaufortia* **22**(288): 17–55

SALPIDAE

- Van Soest, R.W.M. (1974b). A revision of the genera *Salpa* Forskål, 1775, *Pegea* Savigny, 1816 and *Ritteriella* Metcalf, 1919 (Tunicata, Thaliacea). *Beaufortia* **22**(293): 153–191
- Van Soest, R.W.M. (1975). Observations on taxonomy and distribution of some salps (Tunicata, Thaliacea), with descriptions of three new species. *Beaufortia* **23**: 105–130

CYCLOSALPINAE

Cyclosalpa Blainville, 1827

Cyclosalpa Blainville, H.M.D. de (1827). *Salpa*. *Bull. Zool. Nomencl.* **26**(3): 136–138 [108] [*nomen conservandum*, see Melville, R.V. (1969). *Salpa* Forskål, 1775 (Tunicata): Validated under the Plenary Powers with designation of a type species for *Thalia* Blumenbach, 1798. *Bull. Zool. Nomencl.* **26**(3): 136–138].

Type species: *Salpa pinnata* Forskål, 1775 by original designation.

Extralimital distribution: worldwide in tropical and temperate latitudes. See: Van Soest, R.W.M. (1974). Taxonomy of the subfamily Cyclosalpiniae Yount, 1954, with descriptions of two new species. *Beaufortia* **22**(288): 17–55 [17].

Cyclosalpa affinis (Chamisso, 1819)

Salpa affinis Chamisso, A. von (1819). *De Animalibus quibusdam e classe Vermium Linnaeana. Circumnavigatione Terrae auspicante comite N. Romanzoff, duce Ottone de Kotzbue, annis 1815–1818 peracta*. Fasc. 1 De Salpha. Berolini : Apud. Ferd. Dummlerum 24 pp. 1 pl. [11].

Type data: type status and whereabouts unknown.

Type locality: Hawaii (as Sandwich Is.), Pacific Ocean.

Compiled from secondary source: Van Soest, R.W.M. (1974). Taxonomy of the subfamily Cyclosalpiniae Yount, 1954, with descriptions of two new species. *Beaufortia* **22**(288): 17–55 [29].

Cyclosalpa chamissonis Brooks, W.K. (1893). The genus *Salpa*. A monograph, with a supplementary paper by Maynard M. Metcalf. *Mem. Biol. Lab. Johns Hopkins Univ.* **2**: 1–396 pls i–lvii [376].

Type data: type status and whereabouts unknown.

Type locality: Atlantic coast of North America.

Taxonomic decision for synonymy: Thompson, H. (1945). *Pelagic Tunicates of Australia*. Melbourne : Council for Scientific and Industrial Research 196 pp. 75 pls [108].

Distribution: NSW (Lower E coast); eastern, central and western north Atlantic, eastern and central equatorial Atlantic, Mediterranean, north-east and north-west Indian Ocean, east and north Pacific.

Ecology: marine, planktonic.

Reference: Neumann, G. (1935). Thaliacea. pp. 203–500 in Kükenthal, W. & Krumbach, T. (eds) *Handbuch der Zoologie*. Berlin : Walter de Gruyter Vol. 5(2).

Cyclosalpa bakeri Ritter, 1905

Cyclosalpa bakeri Ritter, W.E. (1905). The pelagic Tunicata of the San Diego Region, excepting the Larvacea. *Univ. Calif. Publ. Zool.* **2**(3): 51–112 pls ii, iii [54].

Type data: type status and whereabouts unknown.

Type locality: San Diego region, California.

Distribution: NSW (Lower E coast), VIC (Bass Strait); east and west Pacific and warmer parts of Atlantic.

Ecology: marine, planktonic; 500 m to the surface.

References: Neumann, G. (1935). Thaliacea. pp. 203–500 in Kükenthal, W. & Krumbach, T. (eds) *Handbuch der Zoologie*. Berlin : Walter de Gruyter Vol. 5(2); Thompson, H. (1945). *Pelagic Tunicates of Australia*. Melbourne : Council for Scientific and Industrial Research 196 pp. 75 pls [114].

Cyclosalpa floridana (Apstein, 1894)

Salpa floridana Apstein, C. (1894). Die Thaliacea der Plankton-Expedition. B. Vertheilung der Salpen. *Ergebn. Plankt.-Exped. Humboldt-Stiftung* **2**(E.a.B.): 1–68 pls ii–iv [9].

Type data: type status and whereabouts unknown (not in ZMB).

Type locality: 400 miles south of Newfoundland, west North Atlantic Ocean [32–41°N 56–63°W].

Compiled from secondary source: Van Soest, R.W.M. (1974). Taxonomy of the subfamily Cyclosalpiniae Yount, 1954, with descriptions of two new species. *Beaufortia* **22**(288): 17–55.

Distribution: Indonesia, Mexico, Bahamas, QLD (Central E coast); west part of north Atlantic, Gulf of Mexico.

Ecology: marine, planktonic; rare.

References: Neumann, G. (1935). Thaliacea. pp. 203–500 in Kükenthal, W. & Krumbach, T. (eds) *Handbuch der Zoologie*. Berlin : Walter de Gruyter Vol. 5(2); Thompson, H. (1945). *Pelagic Tunicates of Australia*. Melbourne : Council for Scientific and Industrial Research 196 pp. 75 pls [111] (as *Cyclosalpa floridana*).

Cyclosalpa polae Sigl, 1912

Cyclosalpa polae Sigl, M.A. (1912). *Cyclosalpa polae*, n.sp. aus dem östlichen mittelmeeer. *Zool. Anz.* **39**(2): 66–74 [68].

Type data: type status unknown ZMB (depository uncertain, not found).

Type locality: eastern Mediterranean Sea [31–39°N 19–34°E].

Compiled from secondary source: Van Soest, R.W.M. (1974). Taxonomy of the subfamily Cyclosalpiniae Yount, 1954, with descriptions of two new species. *Beaufortia* **22**(288): 17–55.

Distribution: Indonesia, NSW (Central E coast*, Lower E coast), QLD (Central E coast*); warmer waters of Pacific Ocean and the Atlantic and Indian Oceans.

Ecology: marine, planktonic; favours temperate waters.

Reference: Neumann, G. (1935). Thaliacea. pp. 203–500 in Kükenthal, W. & Krumbach, T. (eds) *Handbuch der Zoologie*. Berlin : Walter de Gruyter Vol. 5(2).

Cyclosalpa sewelli Metcalf, 1927

Cyclosalpa pinnata sewelli Metcalf, M.M. (1927). Seymour Sewell on 'Salps of the Indian Seas'. *Science N.Y.* **65**: 257 [257] [proposed with subspecific rank in *Cyclosalpa pinnata* Forskål, 1775].

Type data: type status and whereabouts unknown.

Type locality: Nankauri Harbour, Nicobar Is.

Compiled from secondary source: Van Soest, R.W.M. (1974). Taxonomy of the subfamily Cyclosalpinæ Yount, 1954, with descriptions of two new species. *Beaufortia* **22**(288): 17–55.

Distribution: QLD (NE oceanic), WA (NW oceanic, W oceanic); Indo-Pacific waters roughly between 30°N and 30°S, records not often distinguished from those of *Cyclosalpa polae* and *Cyclosalpa pinnata* [Salpidae].

Ecology: marine, planktonic.

Reference: Neumann, G. (1935). Thaliacea. pp. 203–500 in Kükenthal, W. & Krumbach, T. (eds) *Handbuch der Zoologie*. Berlin : Walter de Gruyter Vol. 5(2).

Helicosalpa Todara, 1902

Helicosalpa Todara, F. (1902). Sopra gli organi scrittori delle Salpidi. *Atti Accad. Lincei* (5)**11**(1): 405–407 [405].

Type species: *Salpa virgula* Vogt, 1854 by original designation.

Extralimital distribution: between 50°N and 30°S in the Atlantic Ocean, 40°N and 40°S in the Indo-Pacific Ocean, Mediterranean Sea. See: Van Soest, R.W.M.

(1974). Taxonomy of the subfamily Cyclosalpinæ Yount, 1954, with descriptions of two new species. *Beaufortia* **22**(288): 17–55 [43].

Helicosalpa virgula (Vogt, 1854)

Salpa virgula Vogt, C. (1854). Recherches sur les animaux inférieurs de la Méditerranée. Sci. Mém. sur les Tuniciers nageants de la mer de Nice. *Mém. Inst. Genève* **2**(3): 1–102 pls v–x [11].

Type data: type status unknown.

Type locality: Villefranche-sur-Mer, Mediterranean Sea.

Salpa dolichosoma Todara, F. (1883). Sopra una nuova forma di *Salpa* (*S. dolichosoma*). *Atti. Accad. Lincei* **8**: 41–43 [41].

Type data: type status and whereabouts unknown.

Type locality: Mediterranean Sea.

Taxonomic decision for synonymy: Van Soest, R.W.M. (1974). Taxonomy of the subfamily Cyclosalpinæ Yount, 1954, with descriptions of two new species. *Beaufortia* **22**(288): 17–55 [41].

Distribution: NSW (Central E coast); Mediterranean, east equatorial Atlantic and central Indian Ocean.

Ecology: marine, planktonic.

Reference: Neumann, G. (1935). Thaliacea. pp. 203–500 in Kükenthal, W. & Krumbach, T. (eds) *Handbuch der Zoologie*. Berlin : Walter de Gruyter Vol. 5(2).

SALPINAE

Brooksia Metcalf, 1918

Brooksia Metcalf, M.M. (1918). The Salpidae; a taxonomic study. *Bull. U.S. Natl Mus.* (2)100(2): 5–193 pls i–xiv [50]. Type species: *Salpa rostrata* Traustedt, 1893 by original designation.

Extralimital distribution: west Pacific, west Indian, Atlantic Oceans between 30°N and 20°S, and Mediterranean Sea. See: Van Soest, R.W.M. (1975). Observations on taxonomy and distribution of some salps (Tunicata, Thaliacea), with descriptions of three new species. *Beaufortia* 23: 105–130 [114].

Brooksia rostrata (Traustedt, 1893)

Salpa rostrata Traustedt, M.P.A. (1893). Die Thaliacea der Plankton-Expedition. A. Systematische Bearbeitung. In, *Ergebn. Plankt.-Exped. Humboldt-Stiftung*. Vol. 2(E.a.A.): 1–16 pl. I. [8].

Type data: type status unknown ZMUC (depository uncertain).

Type locality: Atlantic Ocean [31°07'N 42°07'–43°06'W; 28°03'–09'N 34°03'–35°W].

Distribution: NSW (Central E coast, Lower E coast), VIC (Bass Strait*); tropical Atlantic and Indian Oceans, west and east Pacific.

Ecology: marine, planktonic.

References: Neumann, G. (1935). Thaliacea. pp. 203–500 in Kükenthal, W. & Krumbach, T. (eds) *Handbuch der Zoologie*. Berlin: Walter de Gruyter Vol. 5(2); Van Soest, R.W.M. (1975). Observations on taxonomy and distribution of some salps (Tunicata, Thaliacea), with descriptions of three new species. *Beaufortia* 23: 105–130 [115].

Iasis Savigny, 1816

Iasis Savigny, J.C. (1816). Recherches anatomiques sur les ascidies composées et sur les ascidies simples—Système de la classe des Ascidies pp. 1–239. In *Mémoires sur les Animaux sans Vertèbres*, Pt 2. Paris: G. Dufour. [125] [junior homonym of *Iasis* Savigny, 1816].

Type species: *Salpa cylindrica* Cuvier, 1804 by original designation.

Weelia Yount, J.L. (1954). The taxonomy of the Salpidae (Tunicata) of the Central Pacific Ocean. *Pac. Sci.* 8: 276–330 [304] [unnecessary *nom. nov.* for *Iasis* Savigny, 1816, not *Iasis* Lahille, 1890].

Extralimital distribution: warm waters of all oceans between 35°N and 30°S, and north Atlantic Ocean to about 42°N. See: Van Soest, R.W.M. (1975). Observations on taxonomy and distribution of some salps (Tunicata, Thaliacea), with descriptions of three new species. *Beaufortia* 23: 105–130.

Iasis cylindrica (Cuvier, 1804)

Salpa cylindrica Cuvier, G. (1804). Mémoire sur les Thalides (*Thalia* Browne) et sur les Biplores (*Salpa* Forskål). *Ann. Mus. Hist. Nat. Paris* 4: 360–382 pl. lxxviii [381].

Type data: type status unknown.

Type locality: unknown, see Van Soest, R.W.M. (1975). Observations on taxonomy and distribution of some salps (Tunicata, Thaliacea), with descriptions of three new species. *Beaufortia* 23: 105–130 [111].

Salpa coerulecens Chamisso, A. von (1819). *De Animalibus quibusdam e classe Vermium Linnaeana. Circumnavigatione Terrae auspicante comite N. Romanzoff, duce Ottone de Kotzbue, annis 1815–1818 peracta*. Fasc. 1 De Salpha. Berolini: Apud. Ferd. Dummlerum 24 pp. 1 pl. [22].

Type data: type status and whereabouts unknown.

Type locality: equatorial Atlantic Ocean.

Compiled from secondary source: Deshayes, G.P. & Milne-Edwards, H. (1840). Tuniciers. pp. 473–541 in Lamarck, J.B.P.A. *Histoire naturelle des Animaux sans Vertèbres*. Paris: J.B. Ballière Vol. 3 2nd Edn 770 pp. [520].

Salpa elongata Blainville, H.M.D. de (1827). *Salpa*. *Bull. Zool. Nomencl.* 26(3): 136–138 [113].

Type data: syntypes (probable) whereabouts unknown.

Type locality: Straits of Gibraltar.

Taxonomic decision for synonymy: Traustedt, M.P.A. (1885). *Spolia Atlantica* 1. Bidrag til Kundskab om Salperne. *Danske Vid. Selsk. Skrift.* 6(2): 337–400 pls i, ii [377].

Distribution: NSW (Central E coast, Lower E coast), QLD (Central E coast, Great Barrier Reef); north-west, central and south-east north Atlantic, equatorial Atlantic, and south Atlantic, Indian Ocean, west and east Pacific.

Ecology: marine, planktonic; not below 100 m.

Ihlea Metcalf, 1919

Apsteinia Metcalf, M.M. (1918). The Salpidae; a taxonomic study. *Bull. U.S. Natl Mus.* (2)100(2): 5–193 pls i–xiv [71] [first introduced as a subgenus of *Salpa* Forskål, 1775; junior homonym of *Apsteinia* Schmeil, 1894 (Crustacea)]. Type species: *Salpa punctata* Forskål, 1775 by original designation.

Ihlea Metcalf, M.M. (1919). Metcalf and Bell upon Salpidae. *Science N.Y.* 50(1279): 19–20 [19] [*nom. nov.* for *Apsteinia* Metcalf, 1918].

Extralimital distribution: temperate and tropical waters of three oceans between 60°N in the north Atlantic Ocean to the Antarctic convergence. See: Van Soest, R.W.M. (1975). Observations on taxonomy and distribution of some salps (Tunicata, Thaliacea), with descriptions of three new species. *Beaufortia* 23: 105–130.

Ihlea magalhanica (Apstein, 1894)

Salpa magalhanica Apstein, C. (1894). Die Thaliacea der Plankton-Expedition. B. Vertheilung der Salpen. *Ergebn. Plankt.-Exped. Humboldt-Stiftung* 2(E.a.B.): 1–68 pls ii–iv [20].

Type data: type status unknown ZMB (depository uncertain, not found).

Type locality: Straits of Magellan.

Compiled from secondary source: Metcalf, M.M. (1918). The Salpidae; a taxonomic study. *Bull. U.S. Natl Mus.* (2)100(2): 5–193 pls i–xiv.

Distribution: TAS (Bass Strait*), VIC (Bass Strait*); Straits of Magellan and to the south, and Cape of Good Hope.

Ecology: marine, planktonic; low tolerance of warm water, favours water between 11.6° and 22.25°C.

Reference: Foxton, P. (1971). On *Ihlea magalhanica* and *Ihlea racovitzai*. *Discovery Rep.* 35: 179–198.

***Metcalfina* Ihle & Ihle-Landenberg, 1933**

***Metcalfina* Ihle, J.E.W. & Ihle-Landenberg, M.E. (1933).** Anatomische Untersuchungen über Salpen. III. Der Nucleus; IV. Allgemeines über den Darmkanal der Salpen. *Zool. Anz.* 104: 194–200 [199].

Type species: *Salpa hexagona* Quoy & Gaimard, 1824 by original designation.

Extralimital distribution: east Atlantic Ocean, north Indian Ocean, tropical west Pacific Ocean. See: Thompson, H. (1945). *Pelagic Tunicates of Australia*. Melbourne: Council for Scientific and Industrial Research 196 pp. 75 pls [129].

***Metcalfina hexagona* (Quoy & Gaimard, 1824)**

***Salpa hexagona* Quoy, J.R.C. & Gaimard, J.P. (1824).** Zoologie pp. 497–516. in, *Le voyage autour du Monde, sur les corvettes de S.M. l' Uranie et la Physicienne 1817–1820*. Paris: Pilet Ainé. [505].

Type data: type status unknown MNHP (depository uncertain, not found).

Type locality: Madeira Is., NE Atlantic Ocean.

Distribution: QLD (Central E coast); from warm waters of Indian Ocean, Atlantic, Pacific Ocean.

Ecology: marine, planktonic; rare, often in deeper waters to 200 m.

Reference: Thompson, H. (1945). *Pelagic Tunicates of Australia*. Melbourne: Council for Scientific and Industrial Research 196 pp. 75 pls.

***Pegea* Savigny, 1816**

***Pegea* Savigny, J.C. (1816).** Recherches anatomiques sur les ascidies composées et sur les ascidies simples—Système de la classe des Ascidies pp. 1–239. In *Mémoires sur les Animaux sans Vertèbres*, Pt 2. Paris: G. Dufour. [124].

Type species: *Salpa confoederata* Forskål, 1775 by original designation.

Extralimital distribution: all oceans between 50°N and 45°S. See: Van Soest, R.W.M. (1974). A revision of the genera *Salpa* Forskål, 1775, *Pegea* Savigny, 1816 and *Ritteriella* Metcalf, 1919 (Tunicata, Thaliacea). *Beaufortia* 22(293): 153–191 [170].

***Pegea confoederata* (Forskål, 1775)**

***Salpa confoederata* Forskål, P. (1775).** *Salpa*. pp. 112–117 in, *Descriptions Animalium ...; quae in itinere orientali observavit*. Haunia: Heineck & Faber 164 pp. [115] [publication date established from Melville, R.V. (1969).

Salpa Forskål, 1775 (Tunicata): Validated under the Plenary Powers with designation of a type species for *Thalia* Blumenbach, 1798. *Bull. Zool. Nomencl.* 26(3): 136–138].

Type data: type status and whereabouts unknown.

Type locality: eastern Mediterranean Sea.

Compiled from secondary source: Van Soest, R.W.M. (1974). A revision of the genera *Salpa* Forskål, 1775, *Pegea* Savigny, 1816 and *Ritteriella* Metcalf, 1919 (Tunicata, Thaliacea). *Beaufortia* 22(293): 153–191 [171].

***Salpa gibba* Bosc, L.A.G. (1802).** *Histoire Naturelle des Vers*. In, *Encyclopédie Méthodique Paris and. Liege*: Panckoucke Vol. 2 [178].

Type data: type status unknown ZMUC (depository uncertain).

Type locality: Atlantic Ocean, see Blainville, H.M.D. de (1827). *Salpa*. *Bull. Zool. Nomencl.* 26(3): 136–138 [110].

***Salpa octophora* Cuvier, G. (1804).** Mémoire sur les Thalides (*Thalia* Browne) et sur les Biphores (*Salpa* Forskål). *Ann. Mus. Hist. Nat. Paris* 4: 360–382 pl. lxxviii [379].

Type data: type status unknown.

Type locality: unknown.

***Salpa scutigera* Cuvier, G. (1804).** Mémoire sur les Thalides (*Thalia* Browne) et sur les Biphores (*Salpa* Forskål). *Ann. Mus. Hist. Nat. Paris* 4: 360–382 pl. lxxviii [379].

Type data: type status unknown.

Type locality: unknown.

***Salpa vivipara* Péron, F. & Lesueur, C.A. (1807).** pp. 45–46, & c pls xxx, xxxi (part) in, *Voyage de découvertes aux Terres Australes ... 1800–1804*. Vol. 1. Paris. [pl. 31] [after Traustedt, M.P.A. (1885). *Spolia Atlantica* 1. Bidrag til Kundskab om Salperne. *Danske Vid. Selsk. Skrift.* 6(2): 337–400 pls i, ii].

Type data: type status unknown ZMUC (depository uncertain).

Type locality: unknown.

***Salpa ferruginea* Chamisso, A. von (1819).** *De Animalibus quibusdam e classe Vermium Linnaeana. Circumnavigatione Terrae auspicante comite N. Romanzoff, duce Ottone de Kotzbue, annis 1815–1818 peracta*. Fasc. 1 De Salpha. Berolini: Apud. ferd. Dummlerum 24 pp. 1 pl. [23] [after Traustedt, M.P.A. (1885). *Spolia Atlantica* 1. Bidrag til Kundskab om Salperne. *Danske Vid. Selsk. Skrift.* 6(2): 337–400 pls i, ii].

Type data: type status unknown ZMUC (depository uncertain, not found).

Type locality: Mediterranean Sea.

***Salpa femoralis* Quoy, J.R.C. & Gaimard, J.P. (1834).** Zoologie, Mollusques pp. 559–626. in, *Voyages de découvertes de l'Astrolabe 1826–1829*, Vol. 3. Paris: Pilet Ainé. [577].

Type data: type status unknown MNHP (depository uncertain, not found).

Type locality: Atlantic Ocean near Tropic of Cancer.

***Salpa quadrata* Herdman, W.A. (1888).** Report upon the Tunicata collected during the voyage of H.M.S. 'Challenger', during the years 1873–1876. *Zool. Chall. Exped.* 27(76): 1–166 pls i–xi [84].

Type data: type status unknown BMNH (depository uncertain, not found).

Type locality: North Atlantic Ocean [10°55'N 17°04'W].

Taxonomic decision for synonymy: Van Soest, R.W.M. (1974). A revision of the genera *Salpa* Forskål, 1775, *Pegea* Savigny, 1816 and *Ritteriella* Metcalf, 1919 (Tunicata, Thaliacea). *Beaufortia* **22**(293): 153–191 [171]; Madin, L.P. & Harbison, G.R. (1978). Salps of the genus *Pegea* Savigny, 1816 (Tunicata: Thaliacea). *Bull. Mar. Sci.* **28**(2): 335–344.

Distribution: NSW (Central E coast, Lower E coast), QLD (Central E coast), SA (Great Australian Bight), TAS (Bass Strait*, Tas. coast), VIC (Bass Strait*); warm and temperate parts of all oceans and Mediterranean.

Ecology: marine, planktonic.

Ritteriella Metcalf, 1918

Ritteriella Metcalf, M.M. (1918). The Salpidae; a taxonomic study. *Bull. U.S. Natl Mus.* (2) **100**(2): 5–193 pls i–xiv [55]. Type species: *Salpa picteti* Apstein, 1904 by original designation.

Extralimital distribution: tropical and temperate latitudes in all oceans. See: Van Soest, R.W.M. (1974). A revision of the genera *Salpa* Forskål, 1775, *Pegea* Savigny, 1816 and *Ritteriella* Metcalf, 1919 (Tunicata, Thaliacea). *Beaufortia* **22**(293): 153–191 [175].

Ritteriella amboinensis (Apstein, 1904)

Salpa amboinensis Apstein, C. (1904). Salpes d'Amboine. *Rev. Suisse Zool.* **12**: 649–656 pl. xii [651]. Type data: syntypes GMNH T1/98 (3 jars). Type locality: near Ambon, Indonesia.

Distribution: NSW (Central E coast), QLD (Central E coast), VIC (Bass Strait); Indian and Pacific Oceans between 30°S and 30°N.

Ecology: marine, planktonic; favours waters 200 m to surface, warmer waters, but coldest times of the year.

Reference: Van Soest, R.W.M. (1974). A revision of the genera *Salpa* Forskål, 1775, *Pegea* Savigny, 1816 and *Ritteriella* Metcalf, 1919 (Tunicata, Thaliacea). *Beaufortia* **22**(293): 153–191 [177].

Ritteriella retracta (Ritter, 1906)

Salpa (Cyclosalpa) retracta Ritter, W.E. (1906). *Cyclosalpa retracta*, a new Salpoid from the coast of Japan. *Annot. Zool. Jpn.* **6**(1): 1–5 [1].

Type data: type status unknown USNM (depository uncertain, not found).

Type locality: Suruga Bay, Japan.

Compiled from secondary sources: Oka, A. (1931). Ueber *Myxobotrus*, eine neue Synascidien-Gattung. *Proc. Imp. Acad. Japan* **7**(6): 238–240; Van Soest, R.W.M. (1974). A revision of the genera *Salpa* Forskål, 1775, *Pegea* Savigny, 1816 and *Ritteriella* Metcalf, 1919 (Tunicata, Thaliacea). *Beaufortia* **22**(293): 153–191 [179].

Distribution: QLD (Central E coast); all oceans between 40°S and 40°N, to 60°N in the Atlantic.

Ecology: benthic, marine.

Salpa Forskål, 1775

Salpa Forskål, P. (1775). *Salpa*. pp. 112–117 in, *Descriptions Animalium ...; quae in itinere orientali observavit*. Hauniae: Heineck & Faber 164 pp. [115] [publication date established from Melville, R.V. (1969)]. *Salpa* Forskål, 1775 (Tunicata): Validated under the Plenary Powers with designation of a type species for *Thalia* Blumenbach, 1798. *Bull. Zool. Nomencl.* **26**(3): 136–138; *nomen conservandum*; senior homonym, *Salpa* Edwards, 1771 (Pisces) suppressed].

Type species: *Salpa maxima* Forskål, 1775 by original designation.

Biphora Brugière, J.G. (1792). Histoire Naturelle des Vers. pp. 23–24, 26, 141–157, 178–188 pl. 75 fig. 5 in, *Encyclopédie Méthodique* Vol. 1. Paris and Liege: Panckoucke. [*nom. nov.* for *Salpa* Forskål, 1775].

Extralimital distribution: worldwide. See: Van Soest, R.W.M. (1974). A revision of the genera *Salpa* Forskål, 1775, *Pegea* Savigny, 1816 and *Ritteriella* Metcalf, 1919 (Tunicata, Thaliacea). *Beaufortia* **22**(293): 153–191 [157].

Salpa fusiformis Cuvier, 1804

Salpa fusiformis Cuvier, G. (1804). Mémoire sur les Thalides (*Thalia* Browne) et sur les Biphores (*Salpa* Forskål). *Ann. Mus. Hist. Nat. Paris* **4**: 360–382 pl. lxxviii [382].

Type data: type status unknown.

Type locality: unknown.

Compiled from secondary source: Van Soest, R.W.M. (1974). A revision of the genera *Salpa* Forskål, 1775, *Pegea* Savigny, 1816 and *Ritteriella* Metcalf, 1919 (Tunicata, Thaliacea). *Beaufortia* **22**(293): 153–191 [166].

Salpa runcinata Chamisso, A. von (1819). *De Animalibus quibusdam e classe Vermium Linnaeana. Circumnavigatione Terrae auspicante comite N. Romanzoff, duce Ottone de Kotzbue, annis 1815–1818 peracta*. Fasc. 1 De Salpha. Berolini: Apud. ferd. Dummlerum 24 pp. 1 pl. [16].

Type data: type status and whereabouts unknown.

Type locality: near the Azores, Atlantic Ocean.

Compiled from secondary source: Deshayes, G.P. & Milne-Edwards, H. (1840). Tuniciers. pp. 473–541 in Lamarck, J.B.P.A. *Histoire naturelle des Animaux sans Vertèbres*. Paris: J.B. Ballière Vol. 3 2nd Edn 770 pp.

Biphora depressa Sars, M. (1829). *Bidrag til Söedyrenes Naturhistorie*, Forste Haefte. Bergen. 160 pp. [51].

Type data: type status and whereabouts unknown.

Type locality: ?off Norway.

Biphora tricuspidata Sars, M. (1829). *Bidrag til Söedyrenes Naturhistorie*, Forste Haefte. Bergen. 160 pp. [56].

Type data: type status and whereabouts unknown.

Type locality: ?off Norway.

Salpa coerulea Quoy, J.R.C. & Gaimard, J.P. (1834). Zoologie, Mollusques pp. 559–626. in, *Voyages de découvertes de l'Astrolabe 1826–1829*, Vol. 3. Paris: Pilet Ainé. [589] ['biphore bleu' figured in Quoy, J.R.C. & Gaimard, J.P. (1833). Zoologie, Zoophytes pp. 304–306. in, *Voyage de découvertes de l'Astrolabe 1824–1829* Vol. 4. Paris: Pilet Ainé. (pl. 89, figs 20–24)].

Type data: type status unknown MNHP (depository uncertain, not found).

Type locality: 30°S 51°W, Atlantic Ocean.

Taxonomic decision for synonymy: Van Soest, R.W.M. (1974). A revision of the genera *Salpa* Forskål, 1775, *Pegea* Savigny, 1816 and *Ritteriella* Metcalf, 1919 (Tunicata, Thaliacea). *Beaufortia* 22(293): 153–191 [166].

Distribution: NSW (Central E coast, Lower E coast), QLD (Central E coast), TAS (Bass Strait*, Tas. coast), VIC (Bass Strait*); Atlantic between 55°S to 60°N, Mediterranean Sea, Indian Ocean, Pacific Ocean between 40°S and 30°N to Bering Sea.

Ecology: marine, planktonic; water temperature 7–25.7°C, able to withstand low temperatures.

References: Deshayes, G.P. & Milne-Edwards, H. (1840). Tuniciers. pp. 473–541 in Lamarck, J.B.P.A. *Histoire naturelle des Animaux sans Vertèbres*. Paris : J.B. Ballière Vol. 3 2nd Edn 770 pp. (*Salpa runcinata* Chamisso, 1819 as *Salpa ruminata* (sic), *Salpa coerulea* Quoy & Gaimard, 1834 as *Salpa caeculia* (sic)); Foxton, P. (1961). On *Salpa fusiformis* Cuvier and related species. *Discovery Rep.* 32: 1–32.

Salpa maxima Forskål, 1775

Salpa africana Forskål, P. (1775). *Salpa*. pp. 112–117 in, *Descriptions Animalium ...; quae in itinere orientali observavit*. Hauniae : Heineck & Faber 164 pp. [116] [publication date established from Melville, R.V. (1969). *Salpa* Forskål, 1775 (Tunicata): Validated under the Plenary Powers with designation of a type species for *Thalia* Blumenbach, 1798. *Bull. Zool. Nomencl.* 26(3): 136–138].
Type data: type status and whereabouts unknown.
Type locality: near the Tunisian coast, Mediterranean Sea.
Compiled from secondary source: Bosc, L.A.G. (1802). *Histoire Naturelle des Vers*. In, *Encyclopédie Méthodique Paris and*. Liege : Panckoucke Vol. 2 [180].

Salpa maxima Forskål, P. (1775). *Salpa*. pp. 112–117 in, *Descriptions Animalium ...; quae in itinere orientali observavit*. Hauniae : Heineck & Faber 164 pp. [112] [publication date established from Melville, R.V. (1969). *Salpa* Forskål, 1775 (Tunicata): Validated under the Plenary Powers with designation of a type species for *Thalia* Blumenbach, 1798. *Bull. Zool. Nomencl.* 26(3): 136–138].
Type data: type status and whereabouts unknown.
Type locality: off Tunisian coast, Mediterranean Sea.
Compiled from secondary source: Van Soest, R.W.M. (1974). A revision of the genera *Salpa* Forskål, 1775, *Pegea* Savigny, 1816 and *Ritteriella* Metcalf, 1919 (Tunicata, Thaliacea). *Beaufortia* 22(293): 153–191.

Salpa birostrata Blainville, H.M.D. de (1827). *Salpa*. *Bull. Zool. Nomencl.* 26(3): 136–138 [119] [*nom. nov.* for *Salpa maxima* Forskål: Quoy & Gaimard, 1824].

Salpa forskalii Lesson, R.P. (1830). *Zoologie*. pp. 256–279, 433–440 in Lesson, R.P. *Voyage autour du Monde sur la Corvette La Coquille pendant 1822–1825*. Paris : P. Pourret Frères Vol. 2(1) [272].

Type data: type status and whereabouts unknown.

Type locality: Mediterranean Sea.

Taxonomic decision for synonymy: Van Soest, R.W.M. (1974). A revision of the genera *Salpa* Forskål, 1775, *Pegea* Savigny, 1816 and *Ritteriella* Metcalf, 1919 (Tunicata, Thaliacea). *Beaufortia* 22(293): 153–191 [158].

Distribution: Chile, NSW (Lower E coast), TAS (Bass Strait*, Tas. coast), VIC (Bass Strait*); north Atlantic Ocean, Cape Horn and coast of Chile, east and west Pacific Ocean to Bering Sea, Mediterranean Sea.

Ecology: marine, planktonic; temperatures 12.7–23.8°C.

Reference: Neumann, G. (1935). Thaliacea. pp. 203–500 in Kükenthal, W. & Krumbach, T. (eds) *Handbuch der Zoologie*. Berlin : Walter de Gruyter Vol. 5(2).

Soestia Kott, 1998

Iasis Lahille, F. (1890). *Recherches sur les tuniciers des côtes de France*. Toulouse : Lagarde et Sebillé 330 pp. [11] [junior homonym of *Iasis* Savigny, 1816].

Type species: *Holothurium zonarium* Pallas, 1774 by monotypy, see Metcalf, M.M. (1918). The Salpidae; a taxonomic study. *Bull. U.S. Natl Mus.* (2)100(2): 5–193 pls i–xiv.

Soestia Kott, P. (1998). Tunicata. pp. 51–259 in Wells, A. & Houston, W.W.K. (eds) *Zoological Catalogue of Australia*. Hemichordata, Tunicata, Cephalochordata. Melbourne : CSIRO Publishing, Australia Vol. 34 298 pp. [231] [*nom. nov.* for *Iasis* Lahille, 1890].

Extralimital distribution: Atlantic Ocean between 40°S and Iceland, Mediterranean Sea, tropical Indo-west Pacific Ocean, Japan and east Pacific Ocean between Straits of Magellan and 56°N. See: Thompson, H. (1945). *Pelagic Tunicates of Australia*. Melbourne : Council for Scientific and Industrial Research 196 pp. 75 pls [132].

Soestia zonaria (Pallas, 1774)

Holothurium zonarium Pallas, P.S. (1774). In, *Spicelegia Zoologica. Pt 10*. Berolini : G.A. Lange Vol. 1 41 pp. [26].

Type data: type status unknown.

Type locality: near island of Antigua.

Compiled from secondary source: Deshayes, G.P. & Milne-Edwards, H. (1840). Tuniciers. pp. 473–541 in Lamarck, J.B.P.A. *Histoire naturelle des Animaux sans Vertèbres*. Paris : J.B. Ballière Vol. 3 2nd Edn 770 pp. [518].

Salpa polycratica Forskål, P. (1775). *Salpa*. pp. 112–117 in, *Descriptions Animalium ...; quae in itinere orientali observavit*. Hauniae : Heineck & Faber 164 pp. [116] [publication date established from Melville, R.V. (1969). *Salpa* Forskål, 1775 (Tunicata): Validated under the Plenary Powers with designation of a type species for *Thalia* Blumenbach, 1798. *Bull. Zool. Nomencl.* 26(3): 136–138].
Type data: type status unknown.

Type locality: Egypt, Mediterranean Sea.

Compiled from secondary source: Deshayes, G.P. & Milne-Edwards, H. (1840). Tuniciers. pp. 473–541 in Lamarck, J.B.P.A. *Histoire naturelle des Animaux sans Vertèbres*. Paris : J.B. Ballière Vol. 3 2nd Edn 770 pp.

Salpa cordiformis Blainville, H.M.D. de (1827). *Salpa. Bull. Zool. Nomencl.* **26**(3): 136–138 [120].

Type data: type status unknown.

Type locality: Straits of Gibraltar, Mediterranean Sea.

Salpa microstoma Quoy, J.R.C. & Gaimard, J.P. (1827). Observations zoologiques faites à bord de l'*Astrolabe* en mai 1826, dans le détroit de Gibraltar. *Ann. Sci. Nat.* **1**(10): 172–237 & c pls i, ii, viiiA [226].

Type data: type status unknown MNHP (not found).

Type locality: Straits of Gibraltar.

Salpa unicuspidata Blainville, H.M.D. de (1827). *Salpa. Bull. Zool. Nomencl.* **26**(3): 136–138 [116].

Type data: type status unknown.

Type locality: Straits of Gibraltar.

Salpa nitida Herdman, W.A. (1888). Report upon the Tunicata collected during the voyage of H.M.S. 'Challenger', during the years 1873–1876. *Zool. Chall. Exped.* **27**(76): 1–166 pls i–xi [81].

Type data: type status unknown BMNH (depository uncertain, not found).

Type locality: north of Admiralty Is. [2°15'N 146°16'E].

Taxonomic decision for synonymy: Metcalf, M.M. (1918). The Salpidae; a taxonomic study. *Bull. U.S. Natl Mus.* (2)**100**(2): 5–193 pls i–xiv [100].

Distribution: Japan, Alaska, NSW (Central E coast, Lower E coast), TAS (Bass Strait, Tas. coast), VIC (Bass Strait); Atlantic Ocean between 40°S and Iceland, western and central Mediterranean Sea, Indian Ocean, west Pacific Ocean to Japan, and east Pacific from Straits of Magellan to Alaska.

Ecology: marine, planktonic; common in most temperate waters.

Reference: Thompson, H. (1945). *Pelagic Tunicates of Australia*. Melbourne: Council for Scientific and Industrial Research 196 pp. 75 pls.

Thalia Blumenbach, 1798

Thalia Blumenbach, J.F. (1798). *Abbildungen naturhistorischer Gegenstände*. No. 30, pl. xxxi–*Thalia lingulata*. Göttingen. [30] [publication date established from Melville, R.V. (1969). *Salpa* Forskål, 1775 (Tunicata): Validated under the Plenary Powers with designation of a type species for *Thalia* Blumenbach, 1798. *Bull. Zool. Nomencl.* **26**(3): 136–138].

Type species: *Salpa democratica* Forskål, 1775 by subsequent designation, see Waal, J.P. (1966). *Salpa* Edwards, 1771 (Pisces): proposed suppression under the Plenary Powers in favour of *Salpa* Forskål, 1775 together with the designation of a type species for *Thalia* Blumenbach, 1798 (Tunicata, Thaliacea): Z.N.(S.) 1651. *Bull. Zool. Nomencl.* **23**: 232 (under Plenary Powers, with all type designations for nominal genus *Thalia* Blumenbach made prior to 1969 ruling see above, being set aside).

Dubreuillia Lesson, R.P. (1832). Zoologie. pp. 256–279, 433–440 in Lesson, R.P. *Voyage autour du Monde sur la Corvette La Coquille pendant 1822–1825*. Paris: P. Pourret Freres Vol. 2(1) [433].

Type species: *Dubreuillia cirrhosa* Lesson, 1830 by monotypy.

Taxonomic decision for synonymy: Van Soest, R.W.M. (1973). The genus *Thalia* Blumenbach, 1798 (Tunicata, Thaliacea) with descriptions of two new species. *Beaufortia* **20**: 193–212 [193].

Extralimital distribution: tropical and temperate Atlantic Ocean between 40°N and 40°S, west south Pacific Ocean, Red Sea, Mediterranean Sea. See: Van Soest, R.W.M. (1973). The genus *Thalia* Blumenbach, 1798 (Tunicata, Thaliacea) with descriptions of two new species. *Beaufortia* **20**: 193–212.

Thalia cicar Van Soest, 1973

Thalia cicar Van Soest, R.W.M. (1973). The genus *Thalia* Blumenbach, 1798 (Tunicata, Thaliacea) with descriptions of two new species. *Beaufortia* **20**: 193–212 [202].

Type data: holotype ZMA TU1355, TU1356–7. Type locality: north of Curaçao [12°40'30"–09°N 68°55'W–69°02'36"W].

Distribution: Japan, Indonesia, QLD (Great Barrier Reef); tropical west Atlantic Ocean, central south Atlantic Ocean, Arabian Sea and Gulf of Eilat.

Ecology: marine, planktonic.

Thalia democratica (Forskål, 1775)

Salpa democratica Forskål, P. (1775). *Salpa. pp. 112–117 in, Descriptions Animalium ...; quae in itinere orientali observavit*. Hauniae: Heineck & Faber 164 pp. [113] [publication date established from Melville, R.V. (1969). *Salpa* Forskål, 1775 (Tunicata): Validated under the Plenary Powers with designation of a type species for *Thalia* Blumenbach, 1798. *Bull. Zool. Nomencl.* **26**(3): 136–138].

Type data: type status unknown (Cole, L. (1989). Catalog of tunicate type specimens in the United States National Museum collections. *Smithson. Contrib. Zool.* **487**: 1–12 lists types USNM 6473, USNM 6474 from Luzon (Philippines) which are not types and are probably collections of the US Bureau of Fisheries Albatross, see Metcalf, M.M. (1918). The Salpidae; a taxonomic study. *Bull. U.S. Natl Mus.* (2)**100**(2): 5–193 pls i–xiv).

Type locality: Mallorca, west Mediterranean Sea.

Compiled from secondary source: Van Soest, R.W.M. (1973). The genus *Thalia* Blumenbach, 1798 (Tunicata, Thaliacea) with descriptions of two new species. *Beaufortia* **20**: 193–212 [197].

Salpa mucronata Forskål, P. (1775). *Salpa. pp. 112–117 in, Descriptions Animalium ...; quae in itinere orientali observavit*. Hauniae: Heineck & Faber 164 pp. [114] [publication date established from Melville, R.V. (1969). *Salpa* Forskål, 1775 (Tunicata): Validated under the Plenary Powers with designation of a type species for *Thalia* Blumenbach, 1798. *Bull. Zool. Nomencl.* **26**(3): 136–138].

Type data: type status unknown.

Type locality: Egypt, Mediterranean Sea.

Compiled from secondary source: Van Soest, R.W.M. (1973). The genus *Thalia* Blumenbach, 1798 (Tunicata, Thaliacea) with descriptions of two new species. *Beaufortia* **20**: 193–212 [197].

Salpa spinosa Otto, A.W. (1823). Beschreibung einiger neuen Mollusken und Zoophyten. *Nova Acta Acad. Leop.-Caroe.* **11**(2): 273–314 [303].

Type data: type status unknown.

Type locality: Mediterranean Sea.

Compiled from secondary source: Van Soest, R.W.M. (1973). The genus *Thalia* Blumenbach, 1798 (Tunicata, Thaliacea) with descriptions of two new species. *Beaufortia* **20**: 193–212 [197].

Dubreullia cirrhosa Lesson, R.P. (1830). Zoologie. pp. 256–279, 433–440 in Lesson, R.P. *Voyage autour du Monde sur la Corvette La Coquille pendant 1822–1825*. Paris: P. Pourret Frères Vol. 2(1) [278].

Type data: type status and whereabouts unknown.

Type locality: unknown.

Salpa caboti Desor, P.J.E. (1848). *Salpa caboti* sp.n. exhibited and described. *Proc. Bost. Soc. Nat. Hist.* **3**: 75–76 [75].

Type data: type status and whereabouts unknown.

Type locality: Nantucket, Atlantic coast of North America.

Taxonomic decision for synonymy: Waal, J.P. (1966). *Salpa* Edwards, 1771 (Pisces): proposed suppression under the Plenary Powers in favour of *Salpa* Forskål, 1775 together with the designation of a type species for *Thalia* Blumenbach, 1798 (Tunicata, Thaliacea): Z.N.(S.) 1651. *Bull. Zool. Nomencl.* **23**: 232; Van Soest, R.W.M. (1973). The genus *Thalia* Blumenbach, 1798 (Tunicata, Thaliacea) with descriptions of two new species. *Beaufortia* **20**: 193–212 [197].

Distribution: NSW (Central E coast, Lower E coast), QLD (Central E coast, Great Barrier Reef, NE coast), TAS (Bass Strait), VIC (Bass Strait); in all tropical and temperate seas except Mediterranean Sea and West Indies.

Ecology: marine, planktonic; favours warmer waters 11.5–25.6°C, in upper 25 m layer.

Thalia longicauda (Quoy & Gaimard, 1824)

Salpa longicauda Quoy, J.R.C. & Gaimard, J.P. (1824). Zoologie pp. 497–516. in, *Le voyage autour du Monde, sur les corvettes de S.M. l' Uranie et la Physicienne 1817–1820*. Paris: Pilet Ainé. [509].

Type data: type status unknown MNHP (depository uncertain, not found).

Type locality: Port Jackson, NSW.

Salpa democratica flagellifera Traustedt, M.P.A. (1885). Spolia Atlantica I. Bidrag til Kundskab om Salperne. *Danske Vid. Selsk. Skrift.* **6**(2): 337–400 pls i, ii [369] [proposed with subspecific rank in *Salpa democratica* Forskål, 1775].

Type data: syntypes ZMUC 2 specimens.

Type locality: Benguela current, Atlantic Ocean.

Compiled from secondary source: Van Soest, R.W.M. (1973). The genus *Thalia* Blumenbach, 1798 (Tunicata, Thaliacea) with descriptions of two new species. *Beaufortia* **20**: 193–212.

Taxonomic decision for synonymy: Godeaux, J. (1967). Une salpe peu connue, *Thalia longicauda* (Quoy & Gaimard, 1824). *Ann. Soc. R. Zool. Belg.* **97**(2): 91–102 [91].

Distribution: NSW (Central E coast); south Indian Ocean and south Atlantic Ocean, 15°S–55°S.

Ecology: marine, planktonic; water temperature 16°–21°C.

Reference: Van Soest, R.W.M. (1973). The genus *Thalia* Blumenbach, 1798 (Tunicata, Thaliacea) with descriptions of two new species. *Beaufortia* **20**: 193–212 [205].

Thalia rhinoceros Van Soest, 1975

Thalia rhinoceros Van Soest, R.W.M. (1975). Observations on taxonomy and distribution of some salps (Tunicata, Thaliacea), with descriptions of three new species. *Beaufortia* **23**: 105–130 [123].

Type data: holotype BMNH 1930.4.3.27*, paratype(s) MSUMZ TU1370*.

Type locality: west Pacific between 21°N and 21°S and 124°E and 160°W, see Van Soest, R.W.M. (1975). Observations on taxonomy and distribution of some salps (Tunicata, Thaliacea), with descriptions of three new species. *Beaufortia* **23**: 105–130.

Distribution: QLD (Great Barrier Reef); other parts of west Pacific Ocean between 21°N and 21°S.

Ecology: marine, planktonic.

Thalia rhomboides (Quoy & Gaimard, 1824)

Salpa rhomboides Quoy, J.R.C. & Gaimard, J.P. (1824). Zoologie pp. 497–516. in, *Le voyage autour du Monde, sur les corvettes de S.M. l' Uranie et la Physicienne 1817–1820*. Paris: Pilet Ainé. [510].

Type data: type status unknown MNHP (depository uncertain, not found).

Type locality: between Réunion and Australia (as New Holland).

Compiled from secondary source: Van Soest, R.W.M. (1973). The genus *Thalia* Blumenbach, 1798 (Tunicata, Thaliacea) with descriptions of two new species. *Beaufortia* **20**: 193–212 [199].

Salpa pyramidalis Quoy, J.R.C. & Gaimard, J.P. (1834). Zoologie, Mollusques pp. 559–626. in, *Voyages de découvertes de l' Astrolabe 1826–1829*, Vol. 3. Paris: Pilet Ainé. [593].

Type data: type status unknown MNHP (depository uncertain, not found).

Type locality: Agulhas Banks, off Cape Espérance, South Africa.

Taxonomic decision for synonymy: Van Soest, R.W.M. (1973). The genus *Thalia* Blumenbach, 1798 (Tunicata, Thaliacea) with descriptions of two new species. *Beaufortia* **20**: 193–212 [199].

Distribution: Indonesia, QLD (Great Barrier Reef); Coral Sea, central Pacific Ocean and north and south West Indian Ocean.

Ecology: marine, planktonic.

Thetys Tilesius, 1802

Thetys Tilesius, W.G. von (1802). Abbildung und Beschreibung eines sonderbaren Seebeutels oder einer neuen *Thetys*—Species aus dem Atlantischen Ocean, *Thetys vagina*. *Jahrb. Naturg. Leipzig* **1**: 150–165 [150].

Type species: *Thetys vagina* Tilesius, 1802 by monotypy.

Extralimital distribution: east Atlantic Ocean between 30°S and English Channel, west Atlantic Ocean (Bay of Fundy & Bahamas), Mediterranean Sea, south and

west Indian Ocean, central south and east Pacific Ocean between California and the Bering Sea. See: Thompson, H. (1945). *Pelagic Tunicates of Australia*. Melbourne: Council for Scientific and Industrial Research 196 pp. 75 pls [136].

Thetys vagina Tilesius, 1802

Thetys vagina Tilesius, W.G. von (1802). Abbildung und Beschreibung eines sonderbaren Seebeutels oder einer neuen *Thetys*—Species aus dem Atlantischen Ocean, *Thetys vagina*. *Jahrb. Naturg. Leipzig* 1: 150–165 [156].

Type data: type status unknown.

Type locality: east Atlantic Ocean.

Salpa tilesii Cuvier, G. (1804). Mémoire sur les Thalides (*Thalia* Browne) et sur les Biphores (*Salpa* Forskål). *Ann. Mus. Hist. Nat. Paris* 4: 360–382 pl. lxxviii [360].

Type data: type status unknown.

Type locality: unknown.

Salpa costata Quoy, J.R.C. & Gaimard, J.P. (1825). Observations sur les Biphores et les Béroès, faites pendant le voyage aultour du monde de la corvette *l'Uranie*, commandée par M. Louis de Freycinet. *Ann. Sci. Nat.* 16: 28–51 [37].

Type data: type status unknown MNHP (depository uncertain, not found).

Type locality: Isles Bourbon, Indian Ocean.

Compiled from secondary source: Deshayes, G.P. & Milne-Edwards, H. (1840). Tuniciers. pp. 473–541 in Lamarck, J.B.P.A. *Histoire naturelle des Animaux sans Vertèbres*. Paris: J.B. Ballière Vol. 3 2nd Edn 770 pp. [521].

Salpa herculea Dall, W.H. (1872). Descriptions of sixty new forms of mollusks from the west coast of North America and the north Pacific Ocean. *Am. J. Conch.* 7: 157–159 [157].

Type data: type status unknown.

Type locality: north Pacific Ocean.

Taxonomic decision for synonymy: Yount, J.L. (1954). The taxonomy of the Salpidae (Tunicata) of the Central Pacific Ocean. *Pac. Sci.* 8: 276–330 [314].

Distribution: Japan, New Zealand, California, TAS (Tas. coast); east Atlantic Ocean between 30°S and the English Channel, west Atlantic Ocean east of Bahamas, the Bay of Fundy, west Mediterranean Sea, Indian Ocean, west Pacific Ocean from New Zealand to Japan, east Pacific Ocean from California to Bering Sea.

Ecology: marine, planktonic; tolerates colder waters than most salps.

Traustedia Metcalf, 1918

Traustedia Metcalf, M.M. (1918). The Salpidae; a taxonomic study. *Bull. U.S. Natl Mus.* (2)100(2): 5–193 pls i–xiv [143].

Type species: *Salpa multitentaculata* Quoy & Gaimard, 1834 by monotypy.

Extralimital distribution: warmer parts of all oceans between 40°N and 30°S. See: Van Soest, R.W.M. (1975). Observations on taxonomy and distribution of some salps (Tunicata, Thaliacea), with descriptions of three new species. *Beaufortia* 23: 105–130 [107].

Traustedia multitentaculata (Quoy & Gaimard, 1834)

Salpa multitentaculata Quoy, J.R.C. & Gaimard, J.P. (1834). Zoologie, Mollusques pp. 559–626. in, *Voyages de découvertes de l'Astrolabe 1826–1829*, Vol. 3. Paris: Pilet Ainé. [596].

Type data: type status unknown MNHP (depository uncertain, not found).

Type locality: near New Ireland, east of New Guinea.

Salpa henseni Traustedt, M.P.A. (1893). Die Thaliacea der Plankton-Expedition. A. Systematische Bearbeitung. In, *Ergebn. Plankt.-Exped. Humboldt-Stiftung*. Vol. 2(E.a.A.): 1–16 pl. I. [9].

Type data: type status unknown ZMUC (depository uncertain, not found).

Type locality: off Rio de Janeiro, Atlantic Ocean.

Compiled from secondary source: Thompson, H. (1945). *Pelagic Tunicates of Australia*. Melbourne: Council for Scientific and Industrial Research 196 pp. 75 pls.

Salpa verrucosa Apstein, C. (1894). Die Thaliacea der Plankton-Expedition. B. Vertheilung der Salpen. *Ergebn. Plankt.-Exped. Humboldt-Stiftung* 2(E.a.B.): 1–68 pls ii–iv [12].

Type data: type status unknown ZMB (depository uncertain, not found).

Type locality: warmer waters of the Atlantic Ocean.

Salpa radiata Metcalf, M.M. (1918). The Salpidae; a taxonomic study. *Bull. U.S. Natl Mus.* (2)100(2): 5–193 pls i–xiv [152].

Type data: type status unknown.

Type locality: unknown.

Taxonomic decision for synonymy: Van Soest, R.W.M. (1975). Observations on taxonomy and distribution of some salps (Tunicata, Thaliacea), with descriptions of three new species. *Beaufortia* 23: 105–130 [108].

Distribution: NSW (Lower E coast), QLD (Central E coast); tropical Atlantic, Indian Ocean, west Pacific.

Ecology: marine, planktonic; favours warmer waters, down to 200 m, water temperature 14.8–23.1°C.

APPENDICULARIA

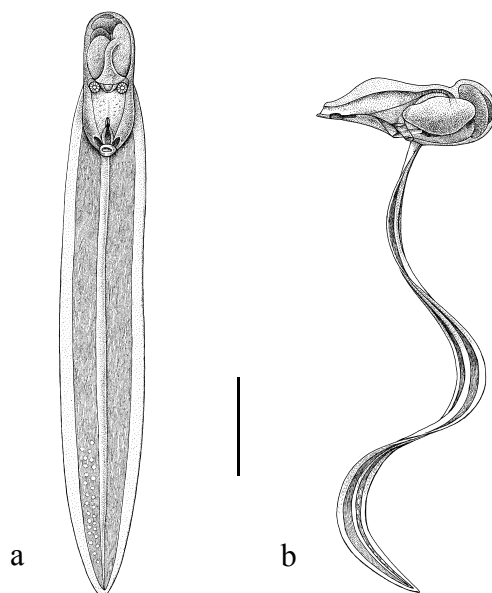


Fig. 26. *Oikopleura albicans* (Leuckart, 1854), a commonly occurring appendicularian species: **a**, dorsal view; **b**, lateral view. (Scale bar = 0.1 mm).

[after T. Prentiss, reproduced with permission, from Alldredge 1976]

Appendicularians are small free swimming planktonic tunicates, their bodies consisting of a short trunk and a tail (containing the notochord cells) which is present through the life of the individual. Glandular (oikoplast) epithelium on the trunk secretes the mucous house which encloses the whole or part of the body and contains the complex filters which strain food from the water driven through them (Deibel 1998; Flood & Deibel 1998). Unlike other tunicates, there is no peribranchial cavity and a pair of pharyngeal perforations (spiracles) surrounded by a ring of cilia open directly to the exterior from the floor of the pharynx.

The early studies of these organisms, begun with Chamisso's description of *Appendicularia flagellum* Chamisso, 1821, were confounded by questions of its phylogenetic affinity. Chamisso classified his species with medusoids, Mertens (1830) with molluscs, and Quoy & Gaimard (1833) with zoophytes. Only in 1851 were appendicularians correctly assigned to the Tunicata by Huxley. At the time of this placement, the existence of more than one taxon was only just beginning to be recognised, and despite Huxley's work, they were not universally regarded as adult organisms—some authors still insisting that they were ascidian larvae or a free swimming generation of the sessile ascidians (Fenaux 1993). Subsequently, these questions were resolved by the work of Fol (1872) on material from the Straits of Messina, which forms the basis of later studies on the large collections of the great expeditions of the 19th century that revealed their true diversity in the oceanic plankton.

Appendiculariadae Brown, 1862 (at family level) and Appendicularia (as a tribe) were the first collective names given to this group of organisms. Fol (1872) applied the family name Appendiculaires to the group. Appendicularia predates Copelata Haeckel, 1866, Larvacea Herdman, 1882 and other names at ordinal or class level (see Fenaux 1993). It is, accordingly, the name given to the class in the present work.

APPENDICULARIA

Lohmann (1892–1931) and Lohmann & Bückmann (1926) made important contributions to the study of the group, as did Aida (1907–1908) and Tokioka (1940 *et seq.*) in Japanese waters, and Ritter (1905) and Essenberg (1926) off California. Fenaux *et al.* (1990) published a bibliography and Fenaux (1993) completely revised the group and reviewed its history. The taxonomy and biology are reviewed in Bone (1998).

The classification within the class is generally that originally proposed by Lohmann (1896a) and followed, with minor modifications, by later workers. The families are Oikopleuridae Lohmann, 1896a, Fritillariidae Seeliger, 1895 and Kowalevskiidae Lahille, 1888. They are distinguished from one another by characteristics of body shape, endostyle, pharyngeal perforations, stomach wall, oikoplast epithelium and tail.

In Australia, the appendicularians of the eastern coast collected by the CSIRO research vessel FRV *Warreen* between the Tropic of Capricorn and South Australia were studied and recorded by Thompson (1945). A few species were recorded from Shark Bay and off Fremantle by Lohmann (1909), but there is no systematic study on this group in western Australian waters or in the tropical or the southern coastal waters of the Australian continent. So far, no indigenous species are known.

As with the thaliaceans, the geographic ranges of most species are great, being defined by the course of the relevant ocean currents rather than by geographic regions. Tokioka (1960) reviewed the geographic distribution of species in the class.

The search for the location of type specimens of the class has been unsuccessful. In particular, the collections of the Humboldt Plankton Expedition (Lohmann) and the Deutsch Tiefsee Expedition (Lohmann 1892–1931) have not been found. At this stage, no relevant larvacean type specimens have been located in the Natural History Museum (London), U.S. National Museum of Natural History (Washington, D.C.), the American Museum of Natural History (New York), the Muséum d'Histoire Naturelle, (Geneva), the Natural History Museum (Vienna), the Muséum National d'Histoire Naturelle (Paris), the Naturhistoriske Riksmuseum (Stockholm), Museum für Naturkunde (Berlin) or the Japanese collections. Hopefully, the publication of this section of the *Catalogue* will advertise the need for information on the location of the type specimens in this taxon of the Tunicata, although it is probable that many were lost during World War II (Fenaux 1993).

References

- Aida, T. (1907–1908). Appendicularia of Japanese waters. *J. Coll. Sci. Imp. Univ. Tokyo* **23**(5): 1–25 pls i–iv
- Allredge, A. (1978). Appendicularians. *Sci. Am.* **235**: 95–102
- Bone, Q. (1998). *The Biology of Pelagic Tunicates*. New York : Oxford University Press 340 pp.
- Chamisso, A. von in Chamisso, A. von & Eysenhardt, C.W. (1821). De animalibus quisbusdam e classe Vermium Linneana. In, *Circumnavigatione Terrae, auspicate Comite N. Romanzoff, duce Ottone de Kotzbue, annis 1815–1818, peracta. observatio. Fasciculus secundus, reliquos vermes continens. Nova Acta Acad. Leop.-Carol* **10**(2): 543–574 pl. xxxi
- Deibel, D. (1998). Feeding and metabolism of Appendicularia. pp. 139–150 in Bone, Q. (ed.) *The Biology of Pelagic Tunicates*. New York : Oxford University Press 340 pp.
- Essenberg, C.E. (1926). Copelata from the San Diego Region. *Univ. Calif. Publ. Zool.* **28**(22): 399–521
- Fenaux, R. (1993). The classification of the Appendicularia (Tunicata): History and current state. *Mém. Inst. Océanogr. Monaco.* **17**: i–vii, 1–123

APPENDICULARIA

- Fenaux, R., Galt, C.P. & Carpino-Lancre, J. (1990). Bibliographie des Appendiculaires (1821–1989). *Mém. Inst. Océanogr. Monaco*. **15**: i–xix, 1–129
- Flood, R. & Deibel, D. (1998). The appendicular house. pp. 105–124 in Bone, Q. (ed.) *The Biology of Pelagic Tunicates*. New York : Oxford University Press 340 pp.
- Fol, H. (1872). Etudes sur les Appendiculaires du détroit de Messine. *Mém. Soc. Phys. Hist. Nat. Genève* **21**(2): 445–499 pls i–xi
- Fol, H. (1874). Note sur un nouveau genre d'Appendiculaires. *Arch. Zool. Exp. Gén.* **3**(Notes et revue): XLIX–LIII, pl. 18 (figs 1–5)
- Haeckel, E. (1866). *Generelle Morphologie der Organismen allegemeine Entwicklungsgeschichte der Organismen*. Berlin : G. Reimer 462 pp.
- Herdman, W.A. (1882). Report on the Tunicata collected during the voyage of H.M.S. *Challenger* during the years 1873–1876. Pt I, Ascidiae simplices. *Zool. Chall. Exped.* **6**(17): 1–296
- Huxley, T.H. (1851). Remarks upon *Appendicularia* and *Doliolum*, two genera of the Tunicata. *Philos. Trans. R. Soc. Lond.* **2**: 595–605 pl. xviii
- Lahille, F. (1888). Etude systématique des tuniciers. *Compt. Rend. Ass. Fr. Avanc. Sci.* **1887**(2): 667–677
- Leuckart, (1854). Zur Anatomie und Entwicklungsgeschichte der tunicaten Beschreibung einer Schwaermencker Ascidielarve (*Appendicularia albicans*). *Zool. Unters Gressen* **2**: 77–93
- Lohmann, H. (1892–1931). Vorberichte über die Appendicularien der Plankton-Expedition. *Ergebn. Plankt.-Exped.* **1**(A): 139–149
- Lohmann, H. (1896a). Die Appendicularien der Plankton-Expedition. *Ergebn. Plankt.-Exped.* **2**(E.C.): 1–148 pls i–xxiv
- Lohmann, H. (1896b). Die Appendicularien der Expedition. *Zool. Ergebn. Ges. Erdk. Berlin Gronland-Exped. Bi* **20**(2): 25–44
- Lohmann, H. (1905). Die Appendicularien des arktischen und antarctischen Gebiets, ihr Beziehungen zueinander und zu den arten des Gebietes der warmen Ströme. *Zool. Jahrb. (Suppl.)***8**: 353–382
- Lohmann, H. (1909). Copelata und Thaliacea. pp. 143–149 in Michaelsen, W. & Hartmeyer, R. (eds) *Die Fauna Südwest-Australiens*. 2(10) Jena : Fischer
- Lohmann, H. (1933). Appendicularia. pp. 3–192 in Kükenthal, W. & Krumbach, T. (eds) *Handbuch der Zoologie*. Berlin : Walter de Gruyter Vol. 5(2)
- Lohmann, H. & Bückmann, A. (1926). Die Appendicularien der Deutschen Südpolar-Expedition 1901 bis 1903. *Ergebn. Deutsch. Südp.-Exped.* **18**(Zool. 10): 63–231
- Mertens, C.H. (1830). Beschreibung der *Oikopleura*, einer neuen Mollusken-Gattung. *Mém. Acad. Imp. Sci. St Pétersburg* **6**(1)**2**: 205–220 2 pls
- Quoy, J.R.C. & Gaimard, J.P. (1833). Zoologie, Zoophytes pp. 304–306. in, *Voyage de découvertes de l'Astrolabe 1824–1829* Vol. 4. Paris : Pilet Ainé.

APPENDICULARIA

- Ritter, W.E. (1905). The pelagic Tunicata of the San Diego Region, excepting the Larvacea. *Univ. Calif. Publ. Zool.* **2**(3): 51–112 pls ii, iii
- Seeliger, O. (1895). Appendicularien und Ascidien, Tunicata. Manteltiere. pp. 97–144 in Bronn, H.G. *Klassen und Ordnungen des Tier-Reichs*. Leipzig : C.F. Winter Vol. 3 Suppl. 4–5
- Thompson, H. (1945). *Pelagic Tunicates of Australia*. Melbourne : Council for Scientific and Industrial Research 196 pp. 75 pls
- Tokioka, T. (1940). Some additional notes on the Japanese appendicularian fauna. *Rec. Oceanogr. Works, Japan* **11**(1): 1–26
- Tokioka, T. (1960). Studies on the distribution of appendicularians and some thaliaceans of the North Pacific, with some morphological notes. *Publ. Seto Mar. Biol. Lab. Kyoto Univ.* **8**(2): 351–443

FRITILLARIIDAE

The members of the family Fritillariidae Seeliger, 1895 (as amended by Lohmann, 1915) have dorsoventrally compressed or spindle-shaped trunks. The endostyle is curved upwards. The pharyngeal perforations (spiracles) are in the anterior part of the pharynx and each (with its ring of cilia) opens directly to the exterior, rather than through a tubular passage. The stomach wall consists of few large cells. The oikoplast epithelium lacks a row of conspicuous oikoplast cells (Fol's fibroblasts) dorsally, and ventrally is a small anterior area only.

The family is represented in Australian waters by seven species of *Fritillaria* and one of *Tectillaria*. It has been reviewed by Lohmann (1933) and Fenaux (1993) and its occurrence in Australian waters is documented by Thompson (1945).

References

- Fenaux, R. (1993). The classification of the Appendicularia (Tunicata): History and current state. *Mém. Inst. Océanogr. Monaco*. **17**: i–vii, 1–123
- Fol, H. (1872). Etudes sur les Appendiculaires du détroit de Messine. *Mém. Soc. Phys. Hist. Nat. Genève* **21**(2): 445–499 pls i–xi
- Lohmann, H. (1933). Appendicularia. pp. 3–192 in Kükenthal, W. & Krumbach, T. (eds) *Handbuch der Zoologie*. Berlin : Walter de Gruyter Vol. 5(2)
- Lohmann, H. & Bückmann, A. (1926). Die Appendicularien der Deutschen Südpolar-Expedition 1901 bis 1903. *Ergebn. Deutsch. Südp.-Exped.* **18**(Zool. 10): 63–231
- Quoy, J.R.C. & Gaimard, J.P. (1833). Zoologie, Zoophytes pp. 304–306. in, *Voyage de découvertes de l'Astrolabe 1824–1829* Vol. 4. Paris : Pilet Ainé.
- Seeliger, O. (1895). Appendicularien und Ascidien, Tunicata. Manteltiere. pp. 97–144 in Bronn, H.G. *Klassen und Ordnungen des Tier-Reichs*. Leipzig : C.F. Winter Vol. 3 Suppl. 4–5
- Thompson, H. (1945). *Pelagic Tunicates of Australia*. Melbourne : Council for Scientific and Industrial Research 196 pp. 75 pls

Fritillaria Fol, 1872

Fritillaria Fol, H. (1872). Etudes sur les Appendiculaires du détroit de Messine. *Mém. Soc. Phys. Hist. Nat. Genève* **21**(2): 445–499 pls i–xi [473].

Type species: *Eurycercus pellucidus* Busch, 1851 by original designation.

Extralimital distribution: worldwide. See: Lohmann, H. (1933). Appendicularia. pp. 3–192 in Kükenthal, W. & Krumbach, T. (eds) *Handbuch der Zoologie*. Berlin : Walter de Gruyter Vol. 5(2); Thompson, H. (1945). *Pelagic Tunicates of Australia*. Melbourne : Council for Scientific and Industrial Research 196 pp. 75 pls [191].

Fritillaria borealis Lohmann, 1896

Taxonomic decision for subspecific arrangement: Lohmann, H. (1905). Die Appendicularien des arktischen und antarctischen Gebiets, ihr Beziehungen zueinander und zu den arten des Gebietes der warmen Ströme. *Zool. Jahrb. (Suppl.)* **8**: 353–382 [361]; Tokioka, T. (1960). Studies on the distribution of appendicularians and some thaliaceans of the North Pacific, with some morphological notes. *Publ. Seto Mar. Biol. Lab. Kyoto Univ.* **8**(2): 351–443.

Distribution: NSW (Central E coast, Lower E coast), QLD (Great Barrier Reef), VIC (Bass Strait).

Fritillaria borealis allongata Lohmann, 1899

Fritillaria borealis allongata Lohmann, H. (1899). Untersuchungen über den Auftrieb des Strasse von Messina mit besonderer Berücksichtigung der Appendicularien und Challengerien. *Sber. K. Preuss. Akad. Wiss. Berl. Math. Naturwiss* **20**(587): 384–400 [386] [as *Fritillaria borealis* var. *allongata*].

Type data: type status and whereabouts unknown.

Type locality: Straits of Messina.

Fritillaria borealis intermedia Lohmann, H. (1905). Die Appendicularien des arktischen und antarctischen Gebiets, ihr Beziehungen zueinander und zu den arten des Gebietes der warmen Ströme. *Zool. Jahrb. (Suppl.)* **8**: 353–382 [361].

Type data: type status and whereabouts unknown.

Type locality: North Sea.

Fritillaria tenebra Essenberg, C.E. (1926). Copelata from the San Diego Region. *Univ. Calif. Publ. Zool.* **28**(22): 399–521 [419].

Type data: type status and whereabouts unknown.

Type locality: San Diego region, winter months, surface, 14.5°C.

Fritillaria pulchrituda Essenberg, C.E. (1926). Copelata from the San Diego Region. *Univ. Calif. Publ. Zool.* **28**(22): 399–521 [437].

Type data: type status and whereabouts unknown.

Type locality: San Diego region, surface, 14.23°C.

Fritillaria artus Essenberg, C.E. (1926). Copelata from the San Diego Region. *Univ. Calif. Publ. Zool.* **28**(22): 399–521 [447].

Type data: type status and whereabouts unknown.

Type locality: San Diego.

Fritillaria juncea Essenberg, C.E. (1926). Copelata from the San Diego Region. *Univ. Calif. Publ. Zool.* **28**(22): 399–521 [452].

Type data: type status and whereabouts unknown.

Type locality: San Diego, surface, 13.76°C.

Fritillaria nitida Essenberg, C.E. (1926). Copelata from the San Diego Region. *Univ. Calif. Publ. Zool.* **28**(22): 399–521 [458].

Type data: type status and whereabouts unknown.

Type locality: San Diego, surface, 13.6°C.

Fritillaria gigas Essenberg, C.E. (1926). Copelata from the San Diego Region. *Univ. Calif. Publ. Zool.* **28**(22): 399–521 [464].

Type data: type status and whereabouts unknown.

Type locality: San Diego 13.2–13.8°C.

Fritillaria brevicollis Essenberg, C.E. (1926). Copelata from the San Diego Region. *Univ. Calif. Publ. Zool.* **28**(22): 399–521 [477].

Type data: type status and whereabouts unknown.

Type locality: San Diego, surface, 15.0–15.6°C.

Fritillaria claudaria Essenberg, C.E. (1926). Copelata from the San Diego Region. *Univ. Calif. Publ. Zool.* **28**(22): 399–521 [478].

Type data: type status and whereabouts unknown.

Type locality: San Diego, surface, 13.4°C.

Fritillaria borealis mediterranea Vernieres, P. (1933). Essai sur l'histoire naturelle des Appendiculaires de Banyuls et de Sète. *Bull. Inst. Océanogr. Monaco* **30**(617): 1–60 [41] [as

Fritillaria borealis acuta formae *mediterranea*].

Type data: type status and whereabouts unknown.

Type locality: Banyuls-sur-Mer.

Taxonomic decision for synonymy: Tokioka, T. (1940). Some additional notes on the Japanese appendicularian fauna. *Rec. Oceanogr. Works, Japan* **11**(1): 1–26 [15]; Tokioka, T. & Caabro, J.A.S. (1956). Appendicularias de los mares cubanos. *Mem. Soc. Cuba. Hist. Nat. 'Felipe Poey'* **23**(1): 37–95 [71]; Tokioka, T. (1960). Studies on the distribution of appendicularians and some thaliaceans of the North Pacific, with some morphological notes. *Publ. Seto Mar. Biol. Lab. Kyoto Univ.* **8**(2): 351–443 [360–362]; Fenaux, R. (1993). The classification of the Appendicularia (Tunicata): History and current state. *Mém. Inst. Océanogr. Monaco*. **17**: i–vii, 1–123 [62] (as *Fritillaria borealis intermedia*).

Distribution: QLD (Great Barrier Reef); North Sea, Baltic Sea, Mediterranean Sea.

Ecology: marine, planktonic; warm and mixed waters.

Fritillaria borealis sargassi Lohmann, 1896

Fritillaria sargassi Lohmann, H. (1896). Die Appendicularien der Plankton-Expedition. *Ergebn. Plankt.-Exped.* **2**(E.C.): 1–148 pls i–xxiv [51].

Type data: type status and whereabouts unknown.

Type locality: equatorial stream to Cape Verde.

Fritillaria ritteri Aida, T. (1907). Appendicularia of Japanese waters. *J. Coll. Sci. Imp. Univ. Tokyo* **23**(5): 1–25 pls i–iv [4].

Type data: type status and whereabouts unknown.

Type locality: near western coast of Kinshu, Japan.

Fritillaria trigonis Essenberg, C.E. (1926). Copelata from the San Diego Region. *Univ. Calif. Publ. Zool.* **28**(22): 399–521 [432].

Type data: type status and whereabouts unknown.

Type locality: San Diego, surface, 13.7°C.

Fritillaria angularis Essenberg, C.E. (1926). Copelata from the San Diego Region. *Univ. Calif. Publ. Zool.* **28**(22): 399–521 [437].

Type data: type status unknown.

Type locality: San Diego, surface, 14.9°C.

Fritillaria diafana Essenberg, C.E. (1926). Copelata from the San Diego Region. *Univ. Calif. Publ. Zool.* **28**(22): 399–521 [440].

Type data: type status and whereabouts unknown.

Type locality: San Diego region, surface, 13.4–14.5°C.

Fritillaria plana Essenberg, C.E. (1926). Copelata from the San Diego Region. *Univ. Calif. Publ. Zool.* **28**(22): 399–521 [453].

Type data: type status and whereabouts unknown.

Type locality: San Diego, surface, 12–15.6°C.

Fritillaria clava Essenberg, C.E. (1926). Copelata from the San Diego Region. *Univ. Calif. Publ. Zool.* **28**(22): 399–521 [459].

Type data: type status and whereabouts unknown.

Type locality: San Diego, surface, 14.5°C.

Fritillaria velocita Essenberg, C.E. (1926). Copelata from the San Diego Region. *Univ. Calif. Publ. Zool.* **28**(22): 399–521 [467].

Type data: type status and whereabouts unknown.

Type locality: San Diego, surface, 14.4°C.

- Fritillaria borealis crassa*** Vernieres, P. (1933). Essai sur l'histoire naturelle des Appendiculaires de Banyuls et de Sète. *Bull. Inst. Océanogr. Monaco* **30**(617): 1–60 [41] [as *Fritillaria borealis truncata crassa*].
Type data: type status and whereabouts unknown.
Type locality: Banyuls-sur-Mer.
Taxonomic decision for synonymy: Tokioka, T. (1940). Some additional notes on the Japanese appendicularian fauna. *Rec. Oceanogr. Works, Japan* **11**(1): 1–26 [15, 16]; Tokioka, T. (1960). Studies on the distribution of appendicularians and some thaliaceans of the North Pacific, with some morphological notes. *Publ. Seto Mar. Biol. Lab. Kyoto Univ.* **8**(2): 351–443 [361–363].
Distribution: NSW (Central E coast, Lower E coast), VIC (Bass Strait); Atlantic Ocean, Pacific Ocean and Indian Ocean.
Ecology: marine, planktonic; warm waters.
Reference: Thompson, H. (1945). *Pelagic Tunicates of Australia*. Melbourne : Council for Scientific and Industrial Research 196 pp. 75 pls [61].
- Fritillaria formica*** Fol, 1872
Fritillaria formica Fol, H. (1872). Etudes sur les Appendiculaires du détroit de Messine. *Mém. Soc. Phys. Hist. Nat. Genève* **21**(2): 445–499 pls i–xi [479].
Type data: type status unknown GMNH (depository uncertain, not found).
Type locality: Straits of Messina, Mediterranean Sea.
Distribution: NSW (Central E coast), QLD (Central E coast); equatorial regions in north and south Atlantic Equatorial Streams, west Pacific Ocean.
Ecology: marine, planktonic; not deeper than 200 m, water temperature 24.1–26.5°C, salinity 34.8–36.8 parts per thousand.
Reference: Thompson, H. (1945). *Pelagic Tunicates of Australia*. Melbourne : Council for Scientific and Industrial Research 196 pp. 75 pls.
- Fritillaria fraudax*** Lohmann, 1896
Fritillaria fraudax Lohmann, H. (1896). Die Appendicularien der Plankton-Expedition. *Ergebn. Plankt.-Exped.* **2**(E.C.): 1–148 pls i–xxiv [35].
Type data: syntypes (probable) ZMH* (depository uncertain).
Type locality: Sargasso Sea, Atlantic Ocean.
Distribution: NSW (Central E coast), QLD (Central E coast); north Atlantic Stream circuit, Sargasso Sea, and Guinea, S Equatorial and Benguela Streams.
Ecology: marine, planktonic; to 200 m and more, water temperature 21–27°C, salinity 36.2–37.4 parts per thousand.
Reference: Thompson, H. (1945). *Pelagic Tunicates of Australia*. Melbourne : Council for Scientific and Industrial Research 196 pp. 75 pls.
- Fritillaria haplostoma*** Fol, 1872
Fritillaria haplostoma Fol, H. (1872). Etudes sur les Appendiculaires du détroit de Messine. *Mém. Soc. Phys. Hist. Nat. Genève* **21**(2): 445–499 pls i–xi [478].
Type data: type status unknown GMNH (depository uncertain, not found).
Type locality: Straits of Messina, Mediterranean Sea.
- Type data: type status unknown GMNH (depository uncertain, not found).
Type locality: Straits of Messina, Mediterranean Sea.
- Fritillaria abjornseni*** Lohmann, H. (1909). Copelata und Thaliacea. pp. 143–149 in Michaelsen, W. & Hartmeyer, R. (eds) *Die Fauna Südwest-Australiens*. 2(10) Jena : Fischer [147].
Type data: holotype ZMB* (depository uncertain).
Type locality: Swan River, North Fremantle, WA.
- Fritillaria lohmanni*** Essenberg, C.E. (1926). Copelata from the San Diego Region. *Univ. Calif. Publ. Zool.* **28**(22): 399–521 [424].
Type data: type status and whereabouts unknown.
Type locality: San Diego region, 13.68–14.82°C.
- Fritillaria amygala*** Essenberg, C.E. (1926). Copelata from the San Diego Region. *Univ. Calif. Publ. Zool.* **28**(22): 399–521 [426].
Type data: type status and whereabouts unknown.
Type locality: San Diego region, 14.98–15.15°C.
- Fritillaria campila*** Essenberg, C.E. (1926). Copelata from the San Diego Region. *Univ. Calif. Publ. Zool.* **28**(22): 399–521 [445].
Type data: type status and whereabouts unknown.
Type locality: San Diego region, 13–17.3°C.
- Fritillaria tacita*** Essenberg, C.E. (1926). Copelata from the San Diego Region. *Univ. Calif. Publ. Zool.* **28**(22): 399–521 [465].
Type data: type status and whereabouts unknown.
Type locality: San Diego region, 14.75°C.
- Fritillaria tereta*** Essenberg, C.E. (1926). Copelata from the San Diego Region. *Univ. Calif. Publ. Zool.* **28**(22): 399–521 [473].
Type data: type status unknown.
Type locality: San Diego region, 14.7°C.
- Taxonomic decision for synonymy: Tokioka, T. (1956). *Fritillaria arafaera* n.sp. a form of the sibling species: *Fritillaria haplostoma*-complex (Appendicularia: Chordata). *Pac. Sci.* **10**(4): 403–406 [405].
Distribution: Japan, California, NSW (Central E coast, Lower E coast), QLD (Central E coast), TAS (Tas. coast); Mediterranean Sea, Atlantic Ocean, South Equatorial Stream, south California, rare in west Pacific Ocean.
Ecology: marine, planktonic; water temperature 23.3–29.5°C, salinity 34.8–37 parts per thousand.
References: Fol, H. (1874). Note sur un nouveau genre d'Appendiculaires. *Arch. Zool. Exp. Gén.* **3**(Notes et revue): XLIX–LIII, pl. 18 (figs 1–5); Thompson, H. (1945). *Pelagic Tunicates of Australia*. Melbourne : Council for Scientific and Industrial Research 196 pp. 75 pls.
- Fritillaria megachile*** Fol, 1872
Fritillaria megachile Fol, H. (1872). Etudes sur les Appendiculaires du détroit de Messine. *Mém. Soc. Phys. Hist. Nat. Genève* **21**(2): 445–499 pls i–xi [477].
Type data: type status unknown GMNH (depository uncertain, not found).
Type locality: Straits of Messina, Mediterranean Sea.

Fritillaria dispar Essenberg, C.E. (1926). Copelata from the San Diego Region. *Univ. Calif. Publ. Zool.* **28**(22): 399–521 [472].

Type data: type status and whereabouts unknown.
Type locality: San Diego region.

Fritillaria macrotrachela Essenberg, C.E. (1926). Copelata from the San Diego Region. *Univ. Calif. Publ. Zool.* **28**(22): 399–521 [438].

Type data: type status and whereabouts unknown.
Type locality: San Diego region, surface, 14.2°C.

Taxonomic decision for synonymy: Tokioka, T. (1940). Some additional notes on the Japanese appendicularian fauna. *Rec. Oceanogr. Works, Japan* **11**(1): 1–26 [16]; Tokioka, T. (1960). Studies on the distribution of appendicularians and some thaliaceans of the North Pacific, with some morphological notes. *Publ. Seto Mar. Biol. Lab. Kyoto Univ.* **8**(2): 351–443 [361].

Distribution: NSW (Central E coast); Mediterranean Sea, Atlantic Ocean, South Equatorial Stream, tropical west Pacific Ocean.

Ecology: marine, planktonic; warm water, surface temperature 22.1–23.3°C.

Reference: Thompson, H. (1945). *Pelagic Tunicates of Australia*. Melbourne : Council for Scientific and Industrial Research 196 pp. 75 pls.

Fritillaria pellucida (Busch, 1851)

Eurycerus pellucidus Busch, W. (1851). *Beobachtungen über Anatomie und Entwicklung einiger wirbelloser Seethiere*. Berlin pp. 118–120 pls i–xvi. [118].

Type data: holotype (probable) ZMB* (depository uncertain).

Type locality: Gibraltar.

Distribution: NSW (Lower E coast); also in warm waters of all oceans.

Ecology: marine, planktonic; not deeper than 200 m, water temperature 15.3–27.2°C, salinity 34.8–37.4 parts per thousand.

Reference: Thompson, H. (1945). *Pelagic Tunicates of Australia*. Melbourne : Council for Scientific and Industrial Research 196 pp. 75 pls.

Fritillaria venusta Lohmann, 1896

Fritillaria venusta Lohmann, H. (1896). Die Appendicularien der Plankton-Expedition. *Ergebn. Plankt.-Exped.* **2**(E.C.): 1–148 pls i–xxiv [46].

Type data: type status and whereabouts unknown.

Type locality: Cape Verde, equatorial and Guinea currents.

Fritillaria bicornis Lohmann, H. (1896). Die Appendicularien der Plankton-Expedition. *Ergebn. Plankt.-Exped.* **2**(E.C.): 1–148 pls i–xxiv [47].

Type data: type status and whereabouts unknown.

Type locality: equatorial regions, north and south Atlantic streams.

Fritillaria inverta Essenberg, C.E. (1926). Copelata from the San Diego Region. *Univ. Calif. Publ. Zool.* **28**(22): 399–521 [423].

Type data: type status and whereabouts unknown.

Type locality: San Diego, 0–200 m, surface temperature, 20.2°C.

Taxonomic decision for synonymy: Tokioka, T. (1951). Pelagic tunicates and chaetognaths collected during the cruises to the new Yamoto Bank in the Sea of Japan. *Publ. Seto Mar. Biol. Lab.* **2**(1): 1–25 [14].

Distribution: NSW (Central E coast), QLD (Central E coast); rare, also equatorial regions in north and south Atlantic Streams, tropical west Pacific Ocean and Mediterranean Sea.

Ecology: marine, planktonic; not deeper than 200 m, temperature 24.10–26.5°C, salinity 34.8–36.8 parts per thousand.

Reference: Thompson, H. (1945). *Pelagic Tunicates of Australia*. Melbourne : Council for Scientific and Industrial Research 196 pp. 75 pls.

Tectillaria Lohmann & Bückmann, 1926

Tectillaria Lohmann, H. & Bückmann, A. (1926). Die Appendicularien der Deutschen Südpolar-Expedition 1901 bis 1903. *Ergebn. Deutsch. Südp.-Exped.* **18**(Zool. 10): 63–231 [159].

Type species: *Fritillaria fertilis* Lohmann, 1896 by monotypy.

Extralimital distribution: warm oceanic waters of the tropical Atlantic Ocean, Pacific Ocean and Indian Ocean. See: Thompson, H. (1945). *Pelagic Tunicates of Australia*. Melbourne : Council for Scientific and Industrial Research 196 pp. 75 pls.

Tectillaria fertilis (Lohmann, 1896)

Fritillaria fertilis Lohmann, H. (1896). Die Appendicularien der Expedition. *Zool. Ergebn. Ges. Erdk. Berlin Gronland-Exped. Bi* **20**(2): 25–44 [29].

Type data: syntypes (probable) ZMH* (depository uncertain).

Type locality: north and south Atlantic equatorial currents.

Distribution: NSW (Central E coast); the Atlantic Ocean, Florida Stream, E Sargasso Sea, North Equatorial Stream, west Pacific Ocean and Indian Ocean.

Ecology: marine, planktonic; not deeper than 200 m, water temperature 24.5–26.6°C, salinity 35.6–37.0 parts per thousand.

Reference: Thompson, H. (1945). *Pelagic Tunicates of Australia*. Melbourne : Council for Scientific and Industrial Research 196 pp. 75 pls.

KOWALEVSKIIDAE

The family Kowalevskiidae Lahille, 1888 is characterised by a short trunk, and lacks both endostyle and heart. The ciliated ring around the internal opening of each spiracle is compressed into a long narrow slit with upper and lower rims. The stomach wall consists of few, large, conspicuous cells; a spectacular, large, button-shaped cell is on the upper part of the oikoplast epithelium. The outline of the tail is fusiform or spindle-shaped.

One of the two known species is recorded from Australia—being taken only once off southeastern Queensland and once off central New South Wales (Thompson 1945).

References

Lahille, F. (1888). Etude systématique des tuniciers. *Compt. Rend. Ass. Fr. Avanc. Sci.* **1887**(2): 667–677

Thompson, H. (1945). *Pelagic Tunicates of Australia*. Melbourne : Council for Scientific and Industrial Research 196 pp. 75 pls

Kowalevskia Fol, 1872

Kowalevskia Fol, H. (1872). Etudes sur les Appendiculaires du détroit de Messine. *Mém. Soc. Phys. Hist. Nat. Genève* **21**(2): 445–499 pls i–xi [481].

Type species: *Kowalevskia tenuis* Fol, 1872 by monotypy.

Extralimital distribution: north east Atlantic Ocean, Mediterranean Sea, west and east Pacific Ocean. See: Thompson, H. (1945). *Pelagic Tunicates of Australia*. Melbourne : Council for Scientific and Industrial Research 196 pp. 75 pls.

Kowalevskia tenuis Fol, 1872

Kowalevskia tenuis Fol, H. (1872). Etudes sur les Appendiculaires du détroit de Messine. *Mém. Soc. Phys. Hist. Nat. Genève* **21**(2): 445–499 pls i–xi [481].

Type data: type status unknown GMNH (depository uncertain, not found).

Type locality: Straits of Messina, Mediterranean Sea.

Distribution: Portugal, Japan, California, NSW (Central E coast), QLD (Central E coast); warm waters from Portugal to equator, Mediterranean Sea, Benguela stream, south California.

Ecology: marine, planktonic; in surface waters, temperature 13–14°C.

References: Fol, H. (1874). Note sur un nouveau genre d'Appendiculaires. *Arch. Zool. Exp. Gén.* **3**(Notes et revue): XLIX–LIII, pl. 18 (figs 1–5); Thompson, H. (1945). *Pelagic Tunicates of Australia*. Melbourne : Council for Scientific and Industrial Research 196 pp. 75 pls.

OIKOPLEURIDAE

Oikopleuridae have ovoid bodies, straight endostyles, and the spiracles have tubular passages from the internal pharyngeal openings to the external ones in the vicinity of the rectum. Stomach walls have numerous small cells and a row of only a few large cells. A row of large (Fol's) fibroblasts is on both parts of the antero-dorsal oikoplast epithelium.

Appendicularia flagellum Chamisso, 1821, the first recorded organism of the class, although barely recognisable at family level, has a species description and accompanying figures that make the general affinity of the organism clear enough (see Fenaux 1993). Mertens (1830) believed that he had the same species from the Bering Strait but renamed it *Oikopleura chamissonis*. Fenaux (1993) believes that either *Oikopleura labradoriensis* Lohmann, 1892 or *Oikopleura vanhoeffeni* Lohmann, 1896 could be conspecific with either *Appendicularia flagellum* or *Oikopleura chamissonis* Mertens, 1830, type species of the genus *Oikopleura* Mertens, 1830, or with both. Whichever species are found to be synonyms, the genus name *Appendicularia* Chamisso has priority over *Oikopleura* Mertens and this is emphasised in discussions on a case put to the International Commission on Zoological Nomenclature (Case 23, 1922). At the time the decision was to table the question until more information was presented. However, the much used names *Oikopleura* and Oikopleuridae are used here pending an application to the Commission for Zoological Nomenclature to validate them. Further, the description of a neotype from (Bering Strait) is required to establish the identity of *O. chamissonis*, as the type specimen is not available.

The family is the most diverse in the class. It is represented in Australian waters by nine species of *Oikopleura* Mertens, 1830, and one each of *Megalocercus* Chun, 1887, *Stegosoma* Chun, 1887, *Althoffia* Lohmann, 1892 (all in the subfamily Oikopleurinae); and one of *Bathochordaeus* Chun, 1900 (in the subfamily Bathochordaeinae; Fenaux & Youngbluth 1990). The commonly occurring species are *Oikopleura rufescens* Fol, 1872, *Oikopleura dioica* Fol, 1872 and *Oikopleura longicauda* (Vogt, 1854). The family has been reviewed by Lohmann (1933) and Fenaux (1993), and Thompson (1945) has documented its occurrence in eastern Australian waters.

References

- Chamisso, A. von in Chamisso, A. von & Eysenhardt, C.W. (1821). De animalibus quibusdam e classe Vermium Linneana. In, *Circumnavigatione Terrae, auspicante Comite N. Romanzoff, duce Ottone de Kotzbue, annis 1815–1818, peracta. observatio. Fasciculus secundus, reliquos vermes continens. Nova Acta Acad. Leop.-Carol* **10**(2): 543–574 pl. xxxi
- Chun, C. (1887). Die pelagische Thierwelt in grösseren Meerestiefen und ihre Beziehungen zu der Oberflächenfauna. *Bibl. Zool., Stuttgart* **1**(1): 1–66 pls i–v
- Chun, C. (1900). pp. 136, 149, 210, 289, 518, 519 in, *Aus den Tiefen des Weltmeeres. Schilderungen von der deutschen Tiefsee-Expedition*. Jena: Gustav Fischer 550 pp. 390 figs 46 pls
- Fenaux, R. (1993). The classification of the Appendicularia (Tunicata): History and current state. *Mém. Inst. Océanogr. Monaco*. **17**: i–vii, 1–123
- Fenaux, R. & Youngbluth, M.J. (1990). A new mesopelagic appendicularian, *Mesochordaeus bahamasi* gen. nov., sp. nov. *J. Mar. Biol. Ass. U.K.* **70**: 755–760
- Fol, H. (1872). Etudes sur les Appendiculaires du détroit de Messine. *Mém. Soc. Phys. Hist. Nat. Genève* **21**(2): 445–499 pls i–xi
- ICZN Opinions 68–77. (1922). Opinions rendered by the International Commission on Zoological Nomenclature. *Smithson. Misc. Collect.* **73**(1): 1–73

OIKOPLEURIDAE

- Lohmann, H. (1892). Vorberichte über die Appendicularien der Plankton-Expedition. *Ergebn. Plankt.-Exped.* **1**(A): 139–149
- Lohmann, H. (1896). Die Appendicularien der Plankton-Expedition. *Ergebn. Plankt.-Exped.* **2**(E.C.): 1–148 pls i–xxiv
- Lohmann, H. (1933). Appendicularia. pp. 3–192 in Kükenthal, W. & Krumbach, T. (eds) *Handbuch der Zoologie*. Berlin : Walter de Gruyter Vol. 5(2)
- Mertens, C.H. (1830). Beschreibung der *Oikopleura*, einer neuen Mollusken-Gattung. *Mém. Acad. Imp. Sci. St Pétersburg* **6**(1)**2**: 205–220 2 pls
- Thompson, H. (1945). *Pelagic Tunicates of Australia*. Melbourne : Council for Scientific and Industrial Research 196 pp. 75 pls
- Vogt, C. (1854). Recherches sur les animaux inférieurs de la Méditerranée. Sci. Mém. sur les Tuniciers nageants de la mer de Nice. *Mém. Inst. Genèveois* **2**(3): 1–102 pls v–x

BATHOCHORDAEINAE

Bathochordaeus Chun, 1900

Bathochordaeus Chun, C. (1900). pp. 136, 149, 210, 289, 518, 519 in, *Aus den Tiefen des Weltmeeres. Schilderungen von der deutschen Tiefsee-Expedition*. Jena : Gustav Fischer 550 pp. 390 figs 46 pls [519].

Type species: *Bathochordaeus charon* Chun, 1900 by monotypy.

Extralimital distribution: southwest Atlantic Ocean, South-Equatorial Stream. See: Thompson, H. (1945). *Pelagic Tunicates of Australia*. Melbourne : Council for Scientific and Industrial Research 196 pp. 75 pls; Tokioka, T. (1960). Studies on the distribution of appendicularians and some thaliaceans of the North Pacific, with some morphological notes. *Publ. Seto Mar. Biol. Lab. Kyoto Univ.* **8**(2): 351–443.

Bathochordaeus charon Chun, 1900

Bathochordaeus charon Chun, C. (1900). pp. 136, 149, 210, 289, 518, 519 in, *Aus den Tiefen des Weltmeeres. Schilderungen von der deutschen Tiefsee-Expedition*. Jena : Gustav Fischer 550 pp. 390 figs 46 pls [519].

Type data: syntypes (probable) ZMB* (depository uncertain).

Type locality: Benguela Stream, southwest Atlantic Ocean.

Distribution: NSW (SE coastal); SW Atlantic Ocean. Ecology: marine, planktonic; rare, in vertical hauls from 2000 m and 200 m.

Reference: Thompson, H. (1945). *Pelagic Tunicates of Australia*. Melbourne : Council for Scientific and Industrial Research 196 pp. 75 pls.

OIKOPLEURINAE

Althoffia Lohmann, 1892

Althoffia Lohmann, H. (1892). Vorberichte über die Appendicularien der Plankton-Expedition. *Ergebn. Plankt.-Exped.* **1**(A): 139–149 [146].

Type species: *Althoffia tumida* Lohmann, 1892 by monotypy.

Extralimital distribution: Atlantic Ocean, Pacific Ocean and Indian Ocean. See: Thompson, H. (1945). *Pelagic Tunicates of Australia*. Melbourne: Council for Scientific and Industrial Research 196 pp. 75 pls; Tokioka, T. (1960). Studies on the distribution of appendicularians and some thaliaceans of the North Pacific, with some morphological notes. *Publ. Seto Mar. Biol. Lab. Kyoto Univ.* **8**(2): 351–443.

Althoffia tumida Lohmann, 1892

Althoffia tumida Lohmann, H. (1892). Vorberichte über die Appendicularien der Plankton-Expedition. *Ergebn. Plankt.-Exped.* **1**(A): 139–149 [147].

Type data: type status and whereabouts unknown.

Type locality: Sargasso Sea, Atlantic Ocean.

Distribution: NSW (Central E coast), QLD (Central E coast); Sargasso Sea, Florida Stream, South Equatorial Stream and in Indian Ocean and Pacific Ocean.

Ecology: marine, planktonic; not taken at surface or deeper than 20 m, present where surface temperature between 15.8–27°C and salinity 35.5–37.4 parts per thousand.

References: Lohmann, H. (1896). Die Appendicularien der Plankton-Expedition. *Ergebn. Plankt.-Exped.* **2**(E.C.): 1–148 pls i–xxiv; Thompson, H. (1945). *Pelagic Tunicates of Australia*. Melbourne: Council for Scientific and Industrial Research 196 pp. 75 pls.

Megalocercus Chun, 1887

Megalocercus Chun, C. (1887). Die pelagische Thierwelt in grösseren Meerestiefen und ihre Beziehungen zu der Oberflächenfauna. *Bibl. Zool., Stuttgart* **1**(1): 1–66 pls i–v [40]. Type species: *Megalocercus abyssorum* Chun, 1887 by monotypy.

Extralimital distribution: Indian Ocean, west Pacific Ocean, Atlantic Ocean, Mediterranean Sea. See: Lohmann, H. (1933). Appendicularia. pp. 3–192 in Kükenthal, W. & Krumbach, T. (eds) *Handbuch der Zoologie*. Berlin: Walter de Gruyter Vol. 5(2); Tokioka, T. (1960). Studies on the distribution of appendicularians and some thaliaceans of the North Pacific, with some morphological notes. *Publ. Seto Mar. Biol. Lab. Kyoto Univ.* **8**(2): 351–443.

Megalocercus huxleyi (Ritter, 1905)

Oikopleura huxleyi Ritter, W.E. In, Ritter, W.E. & Byxbee, E.S. (1905). The pelagic Tunicata. Rep. Sci. Res. Expl. Trop. Pac. St. 'Albatross' VIII. *Mus. Comp. Zool., Harvard Coll.*

26(8): 195–214 pls i–ii [206].

Type data: type status and whereabouts unknown.

Type locality: north of New Guinea [2°38'N 137°22'E].

Oikopleura megastoma Aida, T. (1907). Appendicularia of Japanese waters. *J. Coll. Sci. Imp. Univ. Tokyo* **23**(5): 1–25 pls i–iv [11].

Type data: type status and whereabouts unknown.

Type locality: Japan.

Taxonomic decision for synonymy: Ihle, J.E.W. (1908).

Oikopleura megastoma Aida, identisch mit *Megalocercus huxleyi* (Ritter). *Zool. Anz.* **32**: 775–776 [775].

Distribution: Japan, NSW (Central E coast, Lower E coast), QLD (Central E coast), VIC (Bass Strait*); Indian Ocean, Indo-west Pacific Ocean.

Ecology: marine, planktonic; warm water up to 29.3°C.

Oikopleura Mertens, 1830

Oikopleura Mertens, C.H. (1830). Beschreibung der *Oikopleura*, einer neuen Mollusken-Gattung. *Mém. Acad. Imp. Sci. St Pétersburg* **6**(1)2: 205–220 2 pls [205].

Type species: *Oikopleura chamissonis* Mertens, 1830 (= ?*Oikopleura labradoriensis* Lohmann, 1896, or ?*Oikopleura vanhoeffeni* Lohmann, 1896, see Fenaux, R. (1993). The classification of the Appendicularia (Tunicata): History and current state. *Mém. Inst. Océanogr. Monaco*. **17**: i–vii, 1–123) by original designation.

Vexillaria Mueller, J. (1846). Bericht über einige neue Theirformen der Nordsee. *Müllers Arch. Anat. Phys. Wiss. Med.* **1846**: 106 [106].

Type species: *Vexillaria flabellum* Mueller, 1846 by monotypy.

Oikomikron Swainson, G. (1890). Appendicularia, with its 'haus'. *Int. J. Microsc. Nat. Sci.* (3)4: 10–19 [18].

Type species: *Oikomikron mitrateton* Swainson, 1890 by monotypy.

Haplopleura Berrill, N.J. (1950). The Tunicata. *Ray Soc. Pubs* **133**: 1–354 [309].

Type species: *Appendicularia longicauda* Vogt, 1854 by monotypy.

Taxonomic decision for synonymy: Fenaux, R. (1993). The classification of the Appendicularia (Tunicata): History and current state. *Mém. Inst. Océanogr. Monaco*. **17**: i–vii, 1–123 [58].

Extralimital distribution: worldwide. See: Lohmann, H. (1933). Appendicularia. pp. 3–192 in Kükenthal, W. & Krumbach, T. (eds) *Handbuch der Zoologie*. Berlin: Walter de Gruyter Vol. 5(2); Tokioka, T. (1960). Studies on the distribution of appendicularians and some thaliaceans of the North Pacific, with some morphological notes. *Publ. Seto Mar. Biol. Lab. Kyoto Univ.* **8**(2): 351–443.

Oikopleura albicans (Leuckart, 1854)

Appendicularia albicans Leuckart, (1854). Zur Anatomie und Entwicklungsgeschichte der tunicaten Beschreibung einer Schwaermencker Ascidienlarve (*Appendicularia albicans*). *Zool. Unters Gressen* 2: 77–93 [81].
Type data: type status unknown.
Type locality: Mediterranean Sea.

Distribution: Japan, California, NSW (Lower E coast); Indian Ocean, Atlantic Ocean, Mediterranean, Californian coast.

Ecology: marine, planktonic; water temperatures to 27.2°C, a warm water species usually found with *Oikopleura longicaudata* (Vogt, 1854) and *O. rufescens* Fol, 1872, but less numerous.

Reference: Thompson, H. (1945). *Pelagic Tunicates of Australia*. Melbourne : Council for Scientific and Industrial Research 196 pp. 75 pls.

Oikopleura cophocerca Gegenbaur, 1855

Oikopleura (Vexillaria) cophocerca Gegenbaur, C. (1855). Bemerkungen über die organisation der appendicularian. *Zeit. Wiss. Zool.* 6(4): 406–427 [408].
Type data: type status unknown.
Type locality: Messina, Mediterranean Sea.

Distribution: Japan, Indonesia, NSW (Central E coast, Lower E coast), QLD (Central E coast), VIC (Bass Strait), WA (Central W coast); warmer sections of Indian and Atlantic Oceans (including West Indies), and western and eastern Pacific Ocean, including Indonesia and Japan.

Ecology: marine, planktonic; warm water species, not taken at depths greater than 200 m in waters 13–28°C and salinity to 34.4‰.

Reference: Thompson, H. (1945). *Pelagic Tunicates of Australia*. Melbourne : Council for Scientific and Industrial Research 196 pp. 75 pls.

Oikopleura cornutogastra Aida, 1907

Oikopleura cornutogastra Aida, T. (1907). Appendicularia of Japanese waters. *J. Coll. Sci. Imp. Univ. Tokyo* 23(5): 1–25 pls i–iv [15].
Type data: type status and whereabouts unknown.
Type locality: off Japan.

Distribution: NSW (Lower E coast); off Agulhas, Benguela and South Equatorial Streams.

Ecology: marine, planktonic; water temperature 19°C or higher.

Reference: Thompson, H. (1945). *Pelagic Tunicates of Australia*. Melbourne : Council for Scientific and Industrial Research 196 pp. 75 pls.

Oikopleura dioica Fol, 1872

Vexillaria flabellum Mueller, J. (1846). Bericht über einige neue Theiformen der Nordsee. *Müllers Arch. Anat. Phys. Wiss. Med.* 1846: 106 [106] [this is a little used name, and for stability in nomenclature, *Oikopleura dioica* Fol, 1872 is maintained here as the valid name, pending an application to

the International Commission on Zoological Nomenclature].
Type data: type status and whereabouts unknown.
Type locality: North Sea.

Oikopleura dioica Fol, H. (1872). Etudes sur les Appendiculaires du détroit de Messine. *Mém. Soc. Phys. Hist. Nat. Genève* 21(2): 445–499 pls i–xi [472] [for stability in nomenclature this name is maintained here as the valid name, pending an application to the International Commission on Zoological Nomenclature to have it conserved].

Type data: type status unknown GMNH (depository uncertain, not found).

Type locality: Straits of Messina, Mediterranean Sea.

Vexillaria speciosa Eisen, A.G. (1874). *Vexillaria speciosa* n. sp. ett bidrag till Appendiculariornas Anatom. K. Sven. Vetensk.-Akad. Handl. (ser. 4) 12(9): 1–15 pls i–iii [1].

Type data: type status and whereabouts unknown.

Type locality: Fiskelbäckskil, Gullmarfjorden, Sweden.

Oikopleura malmii Hartmann, R. (1878). Einige Mittheilungen über Appendicularien. *Sitzungs-Ber. Ges. naturforsch. Freunde Ber.* 1878: 97–100 [100].

Type data: type status and whereabouts unknown.

Type locality: Kattegat.

Oikomicron mitrateton Swainson, G. (1890). Appendicularia, with its 'haus'. *Int. J. Microsc. Nat. Sci.* (3) 4: 10–19 [18].

Type data: type status and whereabouts unknown.

Type locality: Irish Sea.

Taxonomic decision for synonymy: Lohmann, H. (1895). Ueber die Verbreitung der Appendicularien im Atlantischen Ozeane. *Verh. Ges. Dtsch. Naturforsch. Aerzte* 67(2, 1): 113–120 [116]; Lohmann, H. (1896). Die Appendicularien der Plankton-Expedition. *Ergebn. Plankt.-Exped.* 2(E.C.): 1–148 pls i–xxiv [76].

Distribution: NSW (Lower E coast), SA (Great Australian Bight, S Gulfs coast), TAS (Bass Strait*, Tas. coast*), VIC (Bass Strait*), WA (Central W coast, Lower W coast); Tas. coast, VIC; also in warmer parts of all oceans 3.2–29.5°C, rare in open sea.

Ecology: marine, planktonic; never deeper than 200 m, water temperature 3.2–29.5°C, salinity 11.4–36.7 parts per thousand.

Reference: Thompson, H. (1945). *Pelagic Tunicates of Australia*. Melbourne : Council for Scientific and Industrial Research 196 pp. 75 pls.

Oikopleura fusiformis Fol, 1872

Oikopleura fusiformis Fol, H. (1872). Etudes sur les Appendiculaires du détroit de Messine. *Mém. Soc. Phys. Hist. Nat. Genève* 21(2): 445–499 pls i–xi [473].

Type data: type status unknown GMNH (depository uncertain, not found).

Type locality: Straits of Messina, Mediterranean Sea.

Distribution: Japan, NSW (Central E coast, Lower E coast), QLD (Central E coast, Great Barrier Reef), VIC (Bass Strait*), WA (Central W coast); Great Barrier Reef, central E coast, lower E coast, QLD, NSW, VIC, ; also Indian Ocean, Indo-Pacific Ocean.

Ecology: marine, planktonic; warm water to 29.3°C.

Reference: Thompson, H. (1945). *Pelagic Tunicates of Australia*. Melbourne : Council for Scientific and Industrial Research 196 pp. 75 pls.

Oikopleura intermedia Lohmann, 1896

Oikopleura intermedia Lohmann, H. (1896). Die Appendicularien der Plankton-Expedition. *Ergebn. Plankt.-Exped.* 2(E.C.): 1–148 pls i–xxiv [62].

Type data: syntypes (probable) ZMB* (depository uncertain).

Type locality: ?Atlantic Ocean.

Oikopleura microstoma Aida, T. (1907). Appendicularia of Japanese waters. *J. Coll. Sci. Imp. Univ. Tokyo* 23(5): 1–25 pls i–iv [14].

Type data: type status and whereabouts unknown.

Type locality: Japan.

Oikopleura tortugensis Kellner, K. (1908). On *Oikopleura tortugensis*, a new appendicularian from the Tortugas, Florida, with notes on its embryology. pp. 89–94 in Brooks, W.K. The pelagic Tunicata of the Gulf Stream. *Publ. Carnegie Inst. (Washington)* 102: 89–94 [90].

Type data: type status and whereabouts unknown.

Type locality: Tortugas, Florida, USA.

Taxonomic decision for synonymy: Lohmann, H. (1913). Die Appendicularien (Ausbeute von Kükenthal und Hartmeyer in Westindien). *Zool. Jahrb. Suppl.* 11(3): 343–350 [343]; Tokioka, T. (1940). Some additional notes on the Japanese appendicularian fauna. *Rec. Oceanogr. Works, Japan* 11(1): 1–26 [3].

Distribution: Japan, NSW (Lower E coast), VIC (Bass Strait*); to 35°11'S in Benguela Stream, Atlantic Ocean.

Ecology: marine, planktonic; water temperature to 27°C, salinity to 37.3 parts per thousand.

Reference: Thompson, H. (1945). *Pelagic Tunicates of Australia*. Melbourne : Council for Scientific and Industrial Research 196 pp. 75 pls.

Oikopleura longicauda (Vogt, 1854)

Appendicularia longicauda Vogt, C. (1854). Recherches sur les animaux inférieurs de la Méditerranée. *Sci. Mém. sur les Tuniciers nageants de la mer de Nice. Mém. Inst. Génèvois* 2(3): 1–102 pls v–x [74].

Type data: type status unknown GMNH (depository uncertain, not found).

Type locality: off Nice, Mediterranean Sea.

Oikopleura spissa Fol, H. (1872). Etudes sur les Appendiculaires du détroit de Messine. *Mém. Soc. Phys. Hist. Nat. Genève* 21(2): 445–499 pls i–xi [470].

Type data: type status unknown GMNH (depository uncertain, not found).

Type locality: Straits of Messina, Mediterranean Sea.

Oikopleura velifera Langerhans, P. (1880). Über Madeira's Appendicularien. *Zeit. Wiss. Zool.* 34: 144–146 pl. vi [145].

Type data: type status and whereabouts unknown.

Type locality: Madeira, NE Atlantic Ocean.

Taxonomic decision for synonymy: Lohmann, H. (1896). Die Appendicularien der Plankton-Expedition. *Ergebn. Plankt.-Exped.* 2(E.C.): 1–148 pls i–xxiv [59].

Distribution: Peru, California, NSW (Central E coast, Lower E coast), QLD (Central E coast, Great Barrier Reef), SA (S Gulfs coast), VIC (Bass Strait), WA (Central W coast); Mediterranean Sea, and most warmer oceanic waters, including areas where mixing with cold waters off Peru and S California.

Ecology: marine, planktonic; water temperature 11.2–29.7°C, salinity 12.8–37.3 parts per thousand.

Oikopleura rufescens Fol, 1872

Oikopleura rufescens Fol, H. (1872). Etudes sur les Appendiculaires du détroit de Messine. *Mém. Soc. Phys. Hist. Nat. Genève* 21(2): 445–499 pls i–xi [471].

Type data: type status unknown GMNH (depository uncertain, not found).

Type locality: Straits of Messina, Mediterranean Sea.

Distribution: California, NSW (Central E coast, Lower E coast), QLD (Central E coast, Great Barrier Reef), SA (Great Australian Bight, S Gulfs coast), VIC (Bass Strait), WA (Central W coast); in all oceans but rare in Mediterranean Sea, SE Atlantic Ocean and southern California.

Ecology: marine, planktonic; water temperature 13–29°C, salinity 34.7–37.4 parts per thousand.

Reference: Thompson, H. (1945). *Pelagic Tunicates of Australia*. Melbourne : Council for Scientific and Industrial Research 196 pp. 75 pls.

Stegosoma Chun, 1888

Stegosoma Chun, C. (1887). Die pelagische Thierwelt in grösseren Meerestiefen und ihre Beziehungen zu der Oberflächenfauna. *Bibl. Zool., Stuttgart* 1(1): 1–66 pls i–v [37].

Type species: *Stegosoma pellucidum* Chun, 1888 (= *Oikopleura magnum* Langerhans, 1880) by monotypy.

Extralimital distribution: worldwide. See: Lohmann, H. (1933). Appendicularia. pp. 3–192 in Kükenthal, W. & Krumbach, T. (eds) *Handbuch der Zoologie*. Berlin : Walter de Gruyter Vol. 5(2); Tokioka, T. (1960). Studies on the distribution of appendicularians and some thaliaceans of the North Pacific, with some morphological notes. *Publ. Seto Mar. Biol. Lab. Kyoto Univ.* 8(2): 351–443.

Stegosoma magnum (Langerhans, 1880)

Oikopleura magnum Langerhans, P. (1880). Über Madeira's Appendicularien. *Zeit. Wiss. Zool.* 34: 144–146 pl. vi [145].

Type data: type status and whereabouts unknown.

Type locality: Madeira, NE Atlantic Ocean.

Stegosoma pellucidum Chun, C. (1887). Die pelagische Thierwelt in grösseren Meerestiefen und ihre Beziehungen zu der Oberflächenfauna. *Bibl. Zool., Stuttgart* 1(1): 1–66 pls i–v [37].

Type data: type status and whereabouts unknown.

Type locality: to 1300 m, Mediterranean Sea.

OIKOPLEURIDAE: OIKOPLEURINAE

Megalocercus diegensis Essenberg, C.E. (1926). Copelata from the San Diego Region. *Univ. Calif. Publ. Zool.* **28**(22): 399–521 [508].

Type data: type status unknown.

Type locality: off San Diego, California.

Taxonomic decision for synonymy: Thompson, H. (1945). *Pelagic Tunicates of Australia*. Melbourne : Council for Scientific and Industrial Research 196 pp. 75 pls [52].

Distribution: NSW (Lower E coast), QLD (Central E coast*); Indian Ocean and Pacific Ocean, Mediterranean Sea.

Ecology: marine, planktonic; surface waters of warmer oceanic regions, down to 1300 m in Mediterranean Sea.

Reference: Thompson, H. (1945). *Pelagic Tunicates of Australia*. Melbourne : Council for Scientific and Industrial Research 196 pp. 75 pls.

TAXONOMIC DECISION

Salix nom. nov. for *Exostoma* Kott, 1990
(Polycitoridae), see p. 91.

REFERENCES CITED

- Agassiz, J.L.R. (1850). On the embryology of *Ascidia* and the characteristics of new species from the shores of Massachusetts. *Proceedings of the American Association 1849*: 157–159
- Aida, T. (1907). Appendicularia of Japanese waters. *Journal of the College of Science, Imperial University of Tokyo* 23(5): 1–25 pls i–iv
- Alder, J. (1863). Observations on the British Tunicata with descriptions of several new species. *Annals and Magazine of Natural History* (3)11: 153–173
- Alder, J. & Hancock, A. (1848). Tunicata in Catalogue of the Mollusca of Northumberland and Durham. *Transactions of the Tyneside Field Club* 1: 195–207
- Alder, J. & Hancock, A. (1870). On the larval state of *Molgula*; with descriptions of several new species of simple ascidians. *Annals and Magazine of Natural History* (4)6: 353–368
- Alder, J. & Hancock, A. (1912). The British Tunicata III J. Hopkinson, editor. *Ray Soc. Publs* 8: 1–113
- Allredge, A. (1978). Appendicularians. *Scientific American* 235: 95–102
- Anderson, D.T., White, B.M. & Egan, E.A. (1975). The larval development and metamorphosis of the ascidians *Pyura praeputialis* (Heller) and *Pyura pachydermatina* (Herdman) (Pleurogona, Family Pyuridae). *Proceedings of the Linnean Society of New South Wales* 100(4): 205–215
- Apstein, C. (1894). Die Thaliacea der Plankton-Expedition. B. Vertheilung der Salpen. *Ergebn. Plankt.-Exped. Humboldt-Stiftung* 2(E.a.B.): 1–68 pls ii–iv
- Apstein, C. (1904). Salpes d'Amboine. *Revue Suisse de Zoologie* 12: 649–656 pl. xii
- Apstein, C. (1906). Salpen der deutschen Tiefsee-Expedition. In, *Wiss. Ergebn. Deutsch. Tiefsee-Exped. 1898–99* 12(3): 245–290
- Apstein, C. (1906). Die Salpen der Deutschen Südpolar-Expedition. In, *Ergebn. Deutsche Südpol. Exped. 1901–1903* 9(1): 155–203
- Ärnäck-Christie-Linde, A. (1922). Northern and Arctic invertebrates in the collection of the Swedish State Museum VIII: Tunicata. I. Styelidae and Polyzoidae. *Kongliga Svenska Vetenskaps-Akademiens Handlingar* (2)63: 1–62
- Ärnäck-Christie-Linde, A. (1923). Northern and Arctic invertebrates in the collection of the Swedish State Museum. IX Tunicata, Part 2. Botryllidae. *Kongliga Svenska Vetenskaps-Akademiens Handlingar* (2)63(9): 1–25
- Ärnäck-Christie-Linde, A. (1928). Northern and Arctic invertebrates in the collection of the Swedish State Museum. IX Tunicata, Part 3. Molgulidae and Pyuridae. *Kongliga Svenska Vetenskaps-Akademiens Handlingar* (3)4(9): 1–101
- Ärnäck-Christie-Linde, A. (1935). A notable case of relation in *Perophora*. *Arkiv för Zoologi* 28B(9): 1–6
- Ärnäck-Christie-Linde, A. (1938). Ascidiacea. *Further zool. Results Swed. Antarctarctic Expedition 1901–1903* 3(4): 1–54

REFERENCES CITED

- Ballan-Dufrançaise, C., Jeantet, A.Y. & Truchet, M. (1995). La formation des spicules de Didemnidae (Asciadiacea). *Canadian Journal of Zoology* 73: 1647–1656
- Beneden, E. van (1887). Les genres *Ecteinascidia* Herd., *Rhopalaea* Phil. et *Sluiteria* n.g. Note pour servir à la classification des Tuniciers. *Bulletin de la Classe des Science, Academie Royale de Belgique* (3)14(7): 19–44
- Beneden, E. van & Séllys-Longchamps, M. (1913). Tuniciers. Caducichordata (Asciadiacés et Thaliacés). *Résult. Voyage S.Y. Belgica Zoologie* 5(2): 1–122
- Berrill, N.J. (1932). Ascidiens of the Bermudas. *Biological Bulletin of Marine Biology Laboratory (Woods Hole)* 62: 77–88
- Berrill, N.J. (1950). The Tunicata. *Ray Soc. Publs* 133: 1–354
- Berrill, N.J. (1955). *The Origin of Vertebrates*. London : Oxford University Press 257 pp.
- Birkeland, C., Cheng, L. & Lewin, R.A. (1981). Motility of didemnid ascidian colonies. *Bulletin of Marine Science* 31: 170–173
- Bjerkan, P. (1905). Ascidian von dem norwegischen Fishereidampfer 'Michael Sars' in den Jahren 1900–1904 gesammeer. *Bergens Mus. Aarbog* 5: 1–29
- Blainville, H.M.D. de (1827). Salpa. *Bulletin of Zoological Nomenclature* 26(3): 136–138
- Blumenbach, J.F. (1798). *Abbildungen naturhistorischer Gegenstände*. No. 30, pl. xxxi–*Thalia lingulata*. Göttingen.
- Bohadsch, J.B. (1761). *Bohadsch dequibusdam Animalibus marinis eorumque protietatibus liber. cap. vii (De Tethys)*, pp. 128–135 pl. x fig. 1–6 Dresden.
- Bone, Q. (1998). *The Biology of Pelagic Tunicates*. New York : Oxford University Press 340 pp.
- Borgert, A.H.C. (1893). Ueber *Doliolum denticulatum* und eine neue dieser art nahe verwandte Form ausdem Atlantischen Ocean. *Zeitschrift Wissenschaftliche Zoologie, Abteilung A*. 56(3): 402–440
- Borgert, A.H.C. (1894). Die Thaliacea der Plankton-Expedition. C. Vertheilung der Doliolen. *Ergebn. Plankt.-Exped. Humboldt-Stiftung* 2(E.a.C.): 1–66 pls v–viii
- Bosc, L.A.G. (1802). *Histoire Naturelle des Vers*. In, Encyclopédie Méthodique Paris and. Liege : Panckoucke Vol. 2
- Bouchet, P. & Danrigal, F. (1982). Napoleon's Egyptian campaign (1798–1801) and the Savigny collection of shells. *The Nautilus* 96(1): 9–24
- Bourne, G.C. (1903). *Oligotrema psammites*; a new ascidian belonging to the family Molgulidae. *Quarterly Journal of Microscopical Science* 47: 233–272
- Bovien, P. (1922). Ascidae from the Auckland and Campbell Islands (holosomatous forms). Papers from Dr. Th. Mortensen's Pacific Expedition 1914–1916 No. IV. *Vidensk. Meddr. Dansk Naturh. Foren.* 73: 33–47
- Braconnot, J.C. (1963). Etude du cycle annuel des Salpes et Doliolles en rade de Villefranche-sur-Mer. *J. Cons. int. Explor. Mer* 28: 21–36

REFERENCES CITED

- Brewin, B.I. (1946). Ascidians in the vicinity of the Portobello Marine Biological Station, Otago Harbour. *Transactions of the Royal Society of New Zealand* 76(2): 87–131
- Brewin, B.I. (1948). Ascidians of the Hauraki Gulf, Part 1. *Transactions of the Royal Society of New Zealand* 77(1): 115–138
- Brewin, B.I. (1952). Ascidians of New Zealand, Part 7 Ascidians from Otago coastal waters, Part 2. *Transactions of the Royal Society of New Zealand* 79(3/4): 452–458
- Brewin, B.I. (1953). Australian ascidians of the sub-family Holozoinae and a review of the sub-family. *Transactions of the Royal Society of New Zealand* 81(1): 53–64
- Brewin, B.I. (1956). *Atapozoa marshi*, a compound ascidian from Western Australia. *Journal and Proceedings of the Royal Society of Western Australia* 40(1): 31–32
- Brewin, B.I. (1956). The growth and development of a viviparous compound ascidian, *Hypsistozoa fasmeriana*. *Quarterly Journal of Microscopical Science* 97: 435–454
- Brewin, B.I. (1957). Ascidians of New Zealand, Part 10. Ascidians from North Auckland. *Transactions of the Royal Society of New Zealand* 84(3): 577–580
- Brewin, B.I. (1958). Ascidians of New Zealand, Part 11. Ascidians of the Stewart Island region. *Transactions of the Royal Society of New Zealand* 85(3): 439–453
- Bronn, H.G. (1862). Weichthiere. pp. 103–223 In, *Die Klassen und Ordnungen des Tier-Reichs*. Leipzig : C.F. Winter. Vol. 3(1).
- Bronn, H.G. (1862). Weichthiere. pp. 1281–1772. In, *Die Klassen und Ordnungen des Tier-Reichs*. Vol. 3 Suppl. (89–98). Leipzig : C. F. Winter.
- Brooks, W.K. (1893). The genus *Salpa*. A monograph, with a supplementary paper by Maynard M. Metcalf. *Memoirs of the Biological Laboratory of Johns Hopkins University* 2: 1–396 pls i–lvii
- Brooks, W.K. (1906). The affinities of pelagic tunicates. No. 1. On a new *Pyrosoma* and *Dipleurosoma elliptica*. *Memoirs of the National Academy of Science Washington* 10: 149–156
- Brugière, J.G. (1792). Histoire Naturelle des Vers. pp. 23–24, 26, 141–157, 178–188 pl. 75 fig. 5 in, *Encyclopédie Méthodique* Vol. 1. Paris and Liege : Panckoucke.
- Burighel, P. & Martinucci, G.B. (1994). Sexual reproduction in the compound ascidian *Diplosoma listerianum* (Tunicata) 1. Metamorphosis, storage and phagocytosis of sperm in the female ducts. *Marine Biology* 118: 489–498
- Burighel, P. & Cloney, R.A. (1997). Urochordata: Ascidiacea. pp. 221–347 in Harrison, F.W. & Ruppert, E.E. (eds) *Microscopic Anatomy of Invertebrates*, Vol. 15: Hemichordata, Chaetognatha and the Invertebrate Chordates. New York : Wiley Liss
- Busch, W. (1851). *Beobachtungen über Anatomie und Entwicklung einiger wirbellosen Seethiere*. Berlin pp. 118–120 pls i–xvi.
- Calman, W.T. (1894). On *Julinia*, a new genus of compound ascidians from the Antarctic Ocean. *Quarterly Journal of Microscopical Science* (2)37: 1–17
- Carlisle, D.B. (1954). *Styela mammiculata* n.sp., a new species of ascidian from the Plymouth area. *Journal of the Marine Biology Association of the United Kingdom* 32(2): 329–334

REFERENCES CITED

- Carter, H.J. (1885). Descriptions of sponges from the neighbourhood of Port Phillip Heads, South Australia, continued. *Annals and Magazine of Natural History* (5)15: 196–222
- Caullery, M. (1900). Sur des clavelines nouvelles (*Synclavella* n.g.), constituant de cormus d'ascidies composées. *Comptes Rendus Hebdomadaires des Seances de l'Academie des Sciences Paris* 13: 1418–1420
- Caullery, M. (1909). Recherches sur la famille des Distomidae. *Bulletin Scientifique de la France et de la Belgique* 42: 1–59
- Chamisso, A. von (1819). *De Animalibus quibusdam e classe Vermium Linnaeana. Circumnavigatione Terrae auspicante comite N. Romanzoff, duce Ottone de Kotzbue, annis 1815–1818 peracta*. Fasc. 1 De Salpha. Berolini : Apud. ferd. Dummlerum 24 pp. 1 pl.
- Chamisso, A. von in Chamisso, A. von & Eysenhardt, C.W. (1821). De animalibus quibusdam e classe Vermium Linneana. In, *Circumnavigatione Terrae, auspicante Comite N. Romanzoff, duce Ottone de Kotzbue, annis 1815–1818, peracta. observatio. Fasciculus secundus, reliquos vermes continens. Nova Acta Acad. Leop.-Carol* 10(2): 543–574 pl. xxxi
- Chun, C. (1887). Die pelagische Thierwelt in grösseren Meerestiefen und ihre Beziehungen zu der Oberflächenfauna. *Bibl. Zool., Stuttgart* 1(1): 1–66 pls i–v
- Chun, C. (1900). pp. 136, 149, 210, 289, 518, 519 in, *Aus den Tiefen des Weltmeeres. Schilderungen von der deutschen Tiefsee-Expedition*. Jena : Gustav Fischer 550 pp. 390 figs 46 pls
- Cloney, R.A. (1990). Urochordata-Asciacea Pt 14. pp. 392–451 in Aida, K.G. *Reproductive Biology of Invertebrates*, Vol. IVB Fertilisation, Development and Parental Care. New Delhi : Oxford & IBH
- Cole, L. (1989). Catalog of tunicate type specimens in the United States National Museum collections. *Smithsonian Contribution to Zoology* 487: 1–12
- Coquebert, A.J. de Montebret (1797). *Mémoire sur deux espèces d'ascidies*. Vol. 2(2) 1 pl. i figs 1–4
- Cowan, M.E. (1981). Field observations of colony movement and division of the ascidian *Didemnum molle*. *Marine Ecology Prog. Series* 6: 337
- Cunningham, R.O. (1871). Notes on the reptiles, amphibia, fishes, Mollusca and Crustacea obtained during the voyage of H.M.S. *Nassau* in the years 1866–1869. *Transactions of the Linnean Society of London* 27: 465–502
- Cuvier, G. (1804). Mémoire sur les Thalides (*Thalia* Browne) et sur les Biphores (*Salpa* Forskål). *Annales du Muséum d'Histoire Naturelle Paris* 4: 360–382 pl. lxxviii
- Cuvier, G. (1815). Mémoire sur les ascidies et sur leur anatomie. *Mémoires du Museum National d'Histoire Naturelle Paris* 2: 10–39
- Cuvier, G.L.C.F.D. (1817). *Le Règne Animal distribué d'après son organisation*. Paris : Déterville Vol. 2 pp. 495–504
- Cuvier, G.L.C.F.D. (1830). *Le Règne Animal distribué d'après son organisation Edn 2*. Paris : Déterville Vol. 3 pp. 162–170

REFERENCES CITED

- Dall, W.H. (1872). Descriptions of sixty new forms of mollusks from the west coast of North America and the north Pacific Ocean. *American Journal of Conchology* 7: 157–159
- Dalyell, J.D. (1839). *Edinburgh New Philosophy Journal*. 26: 152–158.
- Deibel, D. (1998). Feeding and metabolism of Appendicularia. pp. 139–150 in Bone, Q. (ed.) *The Biology of Pelagic Tunicates*. New York : Oxford University Press 340 pp.
- DeKay, J.E. (1843). Mollusca Part 5. In, DeKay, J.E. (ed.) *Natural History of New York*. Albany : New York Assembly vii + 271 pp.
- Della Valle, A. (1877). *Contribuzioni alla storia naturale delle ascidie composte del Golfo di Napoli con la descrizione di alcune specie e varietà nuove di altre poco note*. Napoli : Tip. Communi
- Della Valle, A. (1881). Nuove contribuzioni alla storia naturale delle ascidie composte del Golfo di Napoli. *Atti Accad. nag. Lincei Series 3, Memoir* 10: 431–498
- Delle Chiaje, S. (1828). *Memorie sulla storia e notomia degli Animali senza vertebre del regno di Napoli* 3 pp. 14, 53–56, 59–64, 82–100, 183–204. Naples : Societa Tipografica
- Deshayes, G.P. (1845). Mollusques pp. 237–246 in Cuvier, G.L.C., *Le regne animal distribué d'après son organisation pour servir de base à l'histoire naturelle des animaux et d'introduction à l'anatomie comparée*. Paris Déterville : Fortin Masson et Cie.
- Deshayes, G.P. & Milne-Edwards, H. (1840). Tuniciers. pp. 473–541 in Lamarck, J.B.P.A. *Histoire naturelle des Animaux sans Vertèbres*. Paris : J.B. Ballière Vol. 3 2nd Edn 770 pp.
- Desor, P.J.E. (1848). *Salpa caboti* sp.n. exhibited and described. *Proceedings of the Boston Society of Natural History* 3: 75–76
- Drasche, R. von (1882). *Oxycorinia*, eine neue Synascidien-Gattung. *Verhandlungen der Zoologisch-Botanischen Gesellschaft in Wien* 32: 175–178
- Drasche, R. von (1883). Die Synascidien der Bucht von Rovigno (Istrien). In, *Ein Beitrag zur Fauna der Adria* Wien : Carl Gerolds Sohn. 41 pp.
- Drasche, R. von (1884). Ueber einige neue und weniger gekannte aussereuropäische einfache Ascidien. *Denkschriften der Akademie der Wissenschaften in Wien* 48: 369–387
- Ehrenberg, C.G. (1828). Zoologica Vol. 1, Praefatio. fol. 3. In, *Symbolae Physicae* seu Icones et descriptiones corporum naturalium novorum aut minus cognitorum, quae ex itineribus per Libyam, Aegyptum, Nubium, Dongalam, Syriam, Arabiam, et Hemprich st Christiani Godofredi Ehrenberg ... studio annis MDCCCXX-MDCCCXXV redierunt. Vol. 3. Berolini : Officina Academica.
- Eisen, A.G. (1874). *Vexillaria speciosa* n. sp. ett bidrag till Appendiculariornas Anatomi. *Kongliga Svenska Vetenskaps-Akademiens Handlingar (ser. 4)*12(9): 1–15 pls i–iii
- Eldredge, L.G. (1967). A taxonomic review of the Indo-Pacific didemnid ascidians and descriptions of twenty three central Pacific species. *Micronesica* 2: 162–261
- Ellis, J. (1786). pp. 49, 175–179 in Solander, D. *Natural History of many curious and uncommon Zoophytes, collected from various parts of the globe by the late John Ellis*. London : Benjamin White and Son, and Peter Elmsly 200 pp.
- Englemann, W. (1846). *Bibliotheca Historico-Naturalis*. Paris : chez Friedrich Klincksieck Vol. 1 569 pp.

REFERENCES CITED

- Essenberg, C.E. (1926). Copelata from the San Diego Region. *University of California Publications in Zoology* 28(22): 399–521
- Fabricius, J.C. (1779). pp. 295, 383 in, *Reise nach Norwegen mit Bemerkungen aus der Naturhistorie und Oekonomie*. Hamburg : Carl Ernst Bohn.
- Fenaux, R. (1993). The classification of the Appendicularia (Tunicata): History and current state. *Mém. Inst. Océanogr. Monaco*. 17: i–vii, 1–123
- Fenaux, R., Galt, C.P. & Carpino-Lancre, J. (1990). Bibliographie des Appendiculaires (1821–1989). *Mém. Inst. Océanogr. Monaco*. 15: i–xix, 1–129
- Fenaux, R. & Youngbluth, M.J. (1990). A new mesopelagic appendicularian, *Mesochordaeus bahamasi* gen. nov., sp. nov. *Journal of the Marine Biology Association of the United Kingdom* 70: 755–760
- Fiedler, K. (1889). *Heterotrema sarasinorum*, eine neue Synascidiengattung aus der familie der Distomidae. *Zoologische Jahrbucher. Jena* 4: 859–878
- Fleming, J. (1822). *The Philosophy of Zoology*. Vol. 2. Edinburgh and London pp. 508–518.
- Flood, P. (1991). Architecture of, and water circulation and flow rate in, the house of the planktonic tunicate *Oikopleura labradoriensis*. *Marine Biology* 111: 95–111
- Flood, R. & Deibel, D. (1998). The appendicular house. pp. 105–124 in Bone, Q. (ed.) *The Biology of Pelagic Tunicates*. New York : Oxford University Press 340 pp.
- Fol, H. (1872). Etudes sur les Appendiculaires du détroit de Messine. *Mém. Soc. Phys. Hist. Nat. Genève* 21(2): 445–499 pls i–xi
- Fol, H. (1874). Note sur un nouveau genre d'Appendiculaires. *Archives de Zoologie Expérimentale et Générale* 3(Notes et revue): XLIX–LIII, pl. 18 (figs 1–5)
- Forbes, E. (1948–1852). In, Forbes, E. & Hanley, S.C.T. *A History of British Mollusca and their Shells*. Vols 1, 2 and 4 (appendix), pp. 1–54, 369–376, 244–246. London : John van Voorst
- Forbes, E. & Hanley, S.C.T. (1952). *A History of British Mollusca and their Shells*. (1848–1952). London : John van Voorst Vol. 1,2 & 4 (appendix) pp. 1–54, 369–376, 244–246
- Forskål, P. (1775). *Salpa*. pp. 112–117 in, *Descriptions Animalium ...; quae in itinere orientali observavit*. Hauniae : Heineck & Faber 164 pp.
- Foxton, P. (1961). On *Salpa fusiformis* Cuvier and related species. *Discovery Reports* 32: 1–32
- Foxton, P. (1971). On *Ihlea magalhanica* and *Ihlea racovitzae*. *Discovery Reports* 35: 179–198
- Gaertner, J. (1774). Zoophyta, quaedam minuta. pp. 24–41 in Pallas, P.S. *Specilegia Zoologia*. Berolini : G.A. Lange fasc. 10
- Garstang, W. (1891). Report on the Tunicata of Plymouth. Part I. Clavelinidae, Perophoridae, Diazonidae. *Journal of the Marine Biology Association of the United Kingdom (ns)*2: 47–67
- Garstang, W. (1891). Note on a new and primitive type of compound Ascidian. *Annals and Magazine of Natural History* (6)8: 265–268

REFERENCES CITED

- Garstang, W. (1896). Outlines of a new classification of the Tunicata. *Reports of the British Association* 1895: 718–719
- Garstang, W. (1929). Tunicates. *Encyclopedia Britannica* 14: 549–555
- Garstang, W. (1933). Report on the Tunicata. 1. Doliolida. *British Antarctic 'Terra Nova' Expedition 1910, Zool.* 4: 195–251
- Garstang, W. & Georgeson, E. (1935). Report on the Tunicata. Part 11. Copelata. *British Antarctic 'Terra Nova' Expedition 1910, Zool.* 4: 263–282
- Gegenbaur, C. (1855). Bemerkungen über die organisation der appendicularian. *Zeitschrift Wissenschaftliche Zoologie, Abteilung A.* 6(4): 406–427
- Gervais, F.L.P. (1840). *Ascidies*. In, Dictionnaire des Sciences Naturelles. *Suppl. 1.* Paris and Strasbourg : F.G. Levrault
- Giard, A.M. (1872). Etudes critique des travaux d'embryogénie relatifs à la parenté des Vertébrés et de Tuniciers. *Archives de Zoologie Expérimentale et Générale* 1: 233–235, 397–428
- Giard, A.M. (1872). Recherches sur les ascidies composées ou synascidies. *Archives de Zoologie Expérimentale et Générale* 1: 613–662
- Giard, A.M. (1875). Laboratoire de Zoologie maritime à Wimereux (Pas-de-Calais). *Comptes Rendus Ass. Fr. Avanc. Sci.* 3: 72, 77
- Giard, A.M. (1888). Le Laboratoire de Wimereux en 1888 (recherches fauniques). *Bulletin Scientifique de la France et de la Belgique* 9: 495–496, 512–513
- Godeaux, J. (1967). Une salpe peu connue, *Thalia longicauda* (Quoy & Gaimard, 1824). *Annales de la Société Royale Zoologique de Belgique* 97(2): 91–102
- Godeaux, J.E.A. (1989). Introduction to the morphology, phylogenesis, and systematics of lower Deuterostomia. pp. 3–60 in Florkin, M. & Sheer, B.T. (eds) *Chemical Zoology. Vol. 8. Deuterostomians, cyclostomes, and fishes*. New York, London : Academic Press.
- Goodbody, I. (1974). The physiology of ascidians. *Advances in Marine Biology* 12: 1–129
- Goodbody, I. (1994). The tropical western Atlantic Perophoridae (Ascidacea): 1. The genus *Perophora*. *Bulletin of Marine Science* 55(1): 176–192
- Gottschaldt, R. (1898). Synascidien von Ternate. *Abhandlungen der Senckenbergischen Naturforschenden Gesellschaft* 24: 641–666
- Gould, A.A. (1856). Mollusca and shells. In, *United States Exploring Expedition during the Years 1838–1842 under the Command of Charles Wilkes* Atlas: 1–16, pls 1–56. London : Wiley & Putnam.
- Gravier, R. (1955). Ascidies récoltées par le Président Théodore Tissier (campagne de printemps 1951). *Revue Travaux de l'Institut des Pêches Maritime* 19: 611–631
- Gray, J.E. (1868). Note on *Oculinaria*, a new genus of social Ascidia. *Proceedings of the Zoological Society of London* 1868: 564–565
- Gunnerus, J.E. (1765). Sõe-Pungen (*Tethyum sociabile*) fulständige beskreven. *Trondhj. Selsk. Skrift.* 3: 81–102

REFERENCES CITED

- Haeckel, E. (1866). *Generelle Morphologie der Organismen allegemeine Entwicklungsgeschichte der Organismen*. Berlin : G. Reimer 462 pp.
- Hancock, A. (1868). On the anatomy and physiology of the Tunicata. *Journal of the Linnean Society of London. Zoology* 9: 309–346
- Hancock, A. (1870). On the larval state of *Molgula* with a description of several new species of simple ascidians. *Annals and Magazine of Natural History* (4)6: 353–368
- Harada, E. (1991). Inventory of zoological type specimens in the Museum of the Seto Marine Biological Laboratory. *Publications of Seto Marine Biological Laboratory Kyoto University* 35(1–3): 171–233
- Harant, H. (1929). Ascidies provenant des croisières du Prince Albert 1er de Monaco. *Résultats de Campagnes Scientifique accomplies sur son Yacht par Albert 1er (Monaco)*75: 1–110
- Harant, H. (1931). Contributions à l'histoire naturelle des ascidies et de leurs parasites. *Annales de l'Institut Océanographique (Monaco)* 8(4): 229–389
- Harant, H. & Vernières, P. (1933). Tuniciers: Fasc. 1. Ascidies. *Faune Fr.* 27: 1–101
- Hartmann, R. (1878). Einige Mittheilungen über Appendicularien. *Sitzungs-Ber. Ges. naturforsch. Freunde Ber.* 1878: 97–100
- Hartmeyer, R. (1900). Nachtrag zu Monascidien von Ternate. *Abhandlungen der Senckenbergischen Naturforschenden Gesellschaft* 25(1): 235–242
- Hartmeyer, R. (1901). Zur Kenntniss des genus *Rhodosoma*. *Archiv für Naturgeschichte Supplement* 67: 151–168
- Hartmeyer, R. (1903). Die Ascidien der Arktis. *Fauna Arct.* 3(2): 93–412
- Hartmeyer, R. (1905). Ascidiens von Mauritius. *Zoologische Jahrbucher* 8: 383–406
- Hartmeyer, R. (1906). Ein Beitrag zur Kenntniss der japanischen Ascidienfauna. *Zoologischer Anzeiger* 31: 1–30
- Hartmeyer, R. (1908). Zur Terminologie der Familien und Gattungen der Ascidien. *Zool. Anln.* 3: 1–63
- Hartmeyer, R. (1909). Zur Terminologie der Didemnidae. *Sitzungs-Ber. Ges. naturforsch. Freunde Ber.* 1909: 575–581
- Hartmeyer, R. (1909–1911). Ascidien (continuation of work by Seeliger). pp. 1281–1424, 1425–1488, 1489–1680, 1681–1772 in, Bronn, H.G. *Klassen und Ordnungen des Tier-Reichs*. Vol. 3, suppl., pts 81–85, 86–87, 88–89, 90–98. Leipzig : C.F. Winter
- Hartmeyer, R. (1912). Die Ascidien der Deutschen Tiefsee Expedition. *Wiss. Ergebn. dt. Tiefsee-Exped. 'Valdivia'* 16(3): 223–392
- Hartmeyer, R. (1913). Tunicata. pp. 125–144 in Schultze, K. *Zool. u. anthrop. Ergebnisse e. Forschungsreise in Südafrika* Bd 5, Lfg 2. *Denkschriften der Medizinisch-Naturwissenschaftlichen Gesellschaft zu Jena* 17: 125–144
- Hartmeyer, R. (1914). Diagnosen einiger neuer Molgulidae aus der Sammlung des Berliner Museums nebst Bemerkungen über die Systematik und Nomenklatur dieser Familie. *Sber. Ges. Naturf. Freunde Berl.* 1914: 1–27

REFERENCES CITED

- Hartmeyer, R. (1915). Ascidiarum nomina conservanda. pp. 247–258 in Apstein, C. Nomina Conservanda. *Sber. Ges. Naturf. Freunde Berl.* 1915b: 247–258
- Hartmeyer, R. (1915). Alder und Hancock's Britische Tunicaten. Eine Revision. *Mitteilungen aus dem Zoologischen Museum in Berlin* 7: 303–344
- Hartmeyer, R. (1916). Ueber einige Ascidien aus dem Golf von Suez. *Sber. Ges. Naturf. Freunde Berl.* 1915: 397–430
- Hartmeyer, R. (1916). Neue und alte Styeliden aus der Sammlung des Berliner Museums. *Mitteilungen aus dem Zoologischen Museum in Berlin* 8(2): 203–230
- Hartmeyer, R. (1919). Ascidien. In, Results of Dr E. Mjöberg's Swedish scientific expeditions to Australia 1910–1913. *K. Svenska Vetensk.-Akad. Handl.* 60(4): 1–150.
- Hartmeyer, R. (1921). Die Gattung *Atopogaster* Herdman (Ascidiacea). *Zoologischer Anzeiger* 53: 273–281
- Hartmeyer, R. (1922). Miscellanea Ascidiologica. *Mitteilungen aus dem Zoologischen Museum in Berlin* 10: 299–323
- Hartmeyer, R. (1923). Ascidiacea, part I. Zugleich eine Übersicht über die Arktische und boreale Ascidienfauna auf tiergeographischer Grundlage. *Ingolf-Exped.* 2(6): 1–365
- Hartmeyer, R. (1924). Ascidiacea, part II. Zugleich eine Übersicht über die Arktische und boreale Ascidienfauna auf tiergeographischer Grundlage. *Ingolf-Exped.* 2(7): 1–275
- Hartmeyer, R. (1927). Zur Kenntnis phlebobranchiater und dictyobranchiater Ascidien. *Mitteilungen aus dem Zoologischen Museum in Berlin* 13: 157–194
- Hartmeyer, R. & Michaelsen, W. (1928). Ascidae Diktyobranchiae und Ptychobranchiae. *Fauna Südwest-Aust.* 5: 251–460
- Hartmeyer, R., Michaelsen, W. & Sluiter, C.P. (1915). Tunicata. Ascidae. In, Apstein, C. Nomina Conservanda. *Sber. Ges. Naturf. Freunde Berl.* 1915: 185–186.
- Hastings, A.B. (1931). Tunicata. *Scientific Reports of the Great Barrier Reef Expedition* 4(3): 69–109
- Hawkins, C.J., Kott, P., Parry, D.L. & Swinehart, J.H. (1983). Vanadium content and oxidation state related to ascidian phylogeny. *Comp. Biochem. Physiol.* 76B: 555–558.
- Heller, C. (1875). Untersuchungen über die Tunicaten des Adriatischen Meeres (2). *Denkschriften der Akademie der Wissenschaften in Wien* 36: 107–125
- Heller, C. (1877). Untersuchungen über die Tunicaten des Adriatischen und Mittelmeeres (3). *Denkschriften der Akademie der Wissenschaften in Wien* 37(1): 241–275
- Heller, C. (1878). Beiträge zur nähern Kenntnis der Tunicaten. *Sber. Akad. Wiss. Wien* 77(1): 1–28
- Heller, C. (1878). Beiträge zur nähern Kenntnis der Tunicaten. *Sber. Akad. Wiss. Wien* 77(1): 83–109
- Hemming, F. & Noakes, D. (eds) (1958). *Official List of Generic Names in Zoology*. First instalment. London : International Trust for Zoological Nomenclature 200 pp.

REFERENCES CITED

- Herdman, W.A. (1880). Preliminary report on the Tunicata of the *Challenger* expedition. Ascidiidae. *Proceedings of the Royal of Edinburgh* 10(1): 458–472
- Herdman, W.A. (1880). Preliminary report on the Tunicata of the *Challenger* expedition. Part 2. Ascidiidae. *Proceedings of the Royal of Edinburgh* 10: 714–726
- Herdman, W.A. (1880). Preliminary report on the Tunicata of the *Challenger* expedition. Ascidiidae. Parts 3 and 4. *Proceedings of the Royal of Edinburgh* 11: 52–88, 233–240
- Herdman, W.A. (1881). Preliminary report on the Tunicata of the *Challenger* Expedition. Cynthiidae, Molgulidae. *Proceedings of the Royal of Edinburgh* 11(3): 52–88
- Herdman, W.A. (1881). Preliminary report on the Tunicata of the *Challenger* Expedition. Cynthiidae; Molgulidae. *Proceedings of the Royal of Edinburgh* 11(4): 233–240
- Herdman, W.A. (1881). Notes on the British Tunicata with descriptions of new species. *Proceedings of the Linnean Society of London* 15: 274–290
- Herdman, W.A. (1882). Report on the Tunicata collected during the voyage of H.M.S. *Challenger* during the years 1873–1876. Pt I, Ascidiæ simplices. *Zool. Chall. Exped.* 6(17): 1–296
- Herdman, W.A. (1886). Report on the Tunicata collected during the voyage of H.M.S. *Challenger* during the years 1873–1876. Pt II, Ascidiæ compositæ. *Zool. Chall. Exped.* 14(38): 1–425
- Herdman, W.A. (1888). Report upon the Tunicata collected during the voyage of H.M.S. 'Challenger', during the years 1873–1876. *Zool. Chall. Exped.* 27(76): 1–166 pls i–xi
- Herdman, W.A. (1890). On the genus *Ecteinascidia* and its relations; with descriptions of two new species, and a classification of the family Clavelinidae. *Proceedings and Transactions of the Liverpool Biological Society* 5: 144–163
- Herdman, W.A. (1891). A revised classification of the Tunicata, with definitions of the orders, sub-orders, families, sub-families and genera, and analytical keys to the species. *Journal of the Linnaean Society of London. Zoology* 23: 558–652
- Herdman, W.A. (1898). Note on the Tunicata fauna of Australian seas. *Annals and Magazine of Natural History* 7(1): 443–450
- Herdman, W.A. (1899). Descriptive catalogue of the Tunicata in the Australian Museum. *Australian Museum, Sydney, Catalogue* 17: 1–139
- Herdman, W.A. (1906). Report on the Tunicata. *Ceylon Pearl Oyster Fisheries Supplement Report* 39: 295–348
- Herdman, W.A. (1923). Ascidiæ simplices. *Sci. Rep. Aust. Antarctic Exped. 1911–1914 (C)*3(3): 1–35 2 pls
- Heron, A.C. (1972). Population ecology of a colonizing species: the pelagic tunicate *Thalia democratica*. I. Individual growth rate and generation time. *Oecologia* 10: 289–293
- Heron, A.C. (1972). Population ecology of a colonizing species: the pelagic tunicate *Thalia democratica*. II. Population growth rate. *Oecologia* 10: 294–312
- Heron, A.C. (1973). A new type of heart mechanism in the invertebrates. *Journal of the Marine Biology Association of the United Kingdom* 53: 425–428

REFERENCES CITED

- Heron, A.C. (1973). A specialised predator-prey relationship between the copepod *Sapphirina angusta* and the pelagic tunicate *Thalia democratica*. *Journal of the Marine Biology Association of the United Kingdom* 53: 429–435
- Heron, A.C. (1975). Advantages of heart reversal in pelagic tunicates. *Journal of the Marine Biology Association of the United Kingdom* 55: 959–963
- Heron, A.C. (1976). A new type of excretory mechanism in the tunicates. *Marine Biology* 36: 191–197
- Heron, A.C. & Benham, E.E. (1983). Individual growth rates of salps in three populations. *Journal of Plankton Research* 6: 811–828
- Heron, A.C. & Benham, E.E. (1985). Life history parameters as indicators of growth rate in three salp populations. *Journal of Plankton Research* 7: 365–379
- Heron, A.C., McWilliam, P.S. & Dal Pont, G. (1988). Length-weight relation in the salp *Thalia democratica* and potential of salps as a source of food. *Marine Ecology Progress Series* 42: 125–132
- Hirai, E. (1952). On a new species of compound ascidian, *Distaplia imaii* n.sp. from Japan. *Science Reports of the Tôhoku University* (4)19(3): 211–214
- Hoffman, F. (1829). Einige Bemerkungen über die Vegetation und die fauna von Helgoland. *Sber. Ges. Naturf. Freunde Berl.* 1: 228–260
- Hoshino, Z. & Nishikawa, T. (1985). Taxonomic studies of *Ciona intestinalis* (L.) and its allies. *Publications of Seto Marine Biological Laboratory Kyoto University* 30(1–3): 61–79
- Hoshino, Z. & Tokioka, T. (1967). An unusually robust *Ciona* from the northeastern coast of Honshu Island, Japan. *Publications of Seto Marine Biological Laboratory Kyoto University* 15(4): 275–290
- Huitfield-Kaas, H.J. (1896). Synascidia. *Den Norske Nordhavs-Expedition 1876–1878, 23 Zoology, Tunicata* 1: 1–27. pp. 1–27
- Huntsman, A.G. (1912). Ascidians from the coasts of Canada. *Transactions of the Royal Canadian Institute* 9: 111–148
- Huntsman, A.G. (1913). The classification of the Styelidae. *Zoologischer Anzeiger* 41: 482–501
- Huntsman, A.G. (1922). The ascidian family Caesiridae. *Transactions of the Royal Society of Canada* (3)16: 211–234
- Huus, J. (1937). Ascidiaceae. pp. 545–692 in Kükenthal, W. & Krumbach, T. (eds) *Handbuch der Zoologie*. Berlin : Walter de Gruyter Vol. 5(2)6
- Huxley, T.H. (1851). Remarks upon *Appendicularia* and *Doliolum*, two genera of the Tunicata. *Philosophical Transactions of the Royal Society of London* 2: 595–605 pl. xviii
- ICZN Opinions 68–77. (1922). Opinions rendered by the International Commission on Zoological Nomenclature. *Smithsonian Miscellaneous Collections* 73(1): 1–73
- ICZN Opinion 1865. (1997). *Eudistoma* Caullery, 1909 (Tunicata): given precedence over *Paessleria* Michaelsen, 1907. *Bulletin of Zoological Nomenclature* 54(1): 70–71

REFERENCES CITED

- Ihle, J.E.W. (1908). *Oikopleura megastoma* Aida, identisch mit *Megalocercus huxleyi* (Ritter). *Zoologischer Anzeiger* 32: 775–776
- Ihle, J.E.W. (1910). Die Thaliaceen der Siboga-Expedition. In, *Siboga - Expeditie* Monogr. 56d, 58 pp. Leiden.
- Ihle, J.E.W. (1935). Desmomyaria. pp. 401–544 in Kükenthal, W. & Krumbach, T. (eds) *Handbuch der Zoologie*. Vol. 5(2, 5) Berlin : Walter de Gruyter.
- Ihle, J.E.W. & Ihle-Landenberg, M.E. (1933). Anatomische Untersuchungen über Salpen. III. Der Nucleus; IV. Allgemeines über den Darmkanal der Salpen. *Zoologischer Anzeiger* 104: 194–200
- Ihle, J.E.W. & Ihle-Landenberg, M.E. (1935). Über eine kleine Salpen-Sammlung aus der Javasee. (Zugleich: Anatomisch Untersuchungen über Salpen. 5). *Zoologischer Anzeiger* 110: 19–24
- Ivanova-Kazas, O.M. (1962). Sur les forme primitive du développement chez les Pyrosomida. *Cahiers de Biologie Marine* 3: 191–208
- Julin, C. (1904). Recherches sur la phylogénèse des Tuniciers. Développement de l'appareil branchial. *Zeitschrift Wissenschaftliche Zoologie, Abteilung A*. 76: 544–611
- Julin, C. (1904). Recherches sur la phylogénèse des tuniciers *Archiascidia neapolitana* nov. gen. *Mitt. Zool. Stat. Neapel* 16: 489–552
- Kellner, K. (1908). On *Oikopleura tortugensis*, a new appendicularian from the Tortugas, Florida, with notes on its embryology. pp. 89–94 in Brooks, W.K. The pelagic Tunicata of the Gulf Stream. *Publ. Carnegie Inst. (Washington)* 102: 89–94
- Kesteven, H.L. (1909). Studies on Tunicata no. 1. *Proceedings of the Linnean Society of New South Wales* 34: 276–295
- Kiaer, J. (1893). Oversight över Norges ascidiae simplices. *Forch. Vidensk. Selsk. Krist.* 9: 1–105
- Kott, P. (1952). Ascidiens of Australia. 1. Stolidobranchiata and Phlebobranchiata. *Australian Journal of Marine and Freshwater Research* 3(3): 206–333
- Kott, P. (1954). Tunicata, Ascidiens. *Reports of the B.A.N.Z. Antarctic Research Expedition* 1(4): 121–182
- Kott, P. (1956). A new species of ascidian (Genus *Culeolus* Herdman, Family Pyuridae) from the west coast of Tasmania. *Records of the Australian Museum* 24(6): 59–60
- Kott, P. (1957). The sessile Tunicata. *Scientific Reports of the John Murray Expedition* 10(4): 129–149
- Kott, P. (1957). Ascidiens of Australia II. Aplousobranchiata Lahille; Clavelinidae Forbes and Hanley and Polyclinidae Verrill. *Australian Journal of Marine and Freshwater Research* 8(1): 64–110
- Kott, P. (1962). The ascidiens of Australia III. Aplousobranchiata Lahille: Didemnidae Giard. *Australian Journal of Marine and Freshwater Research* 13(3): 265–334
- Kott, P. (1963). The ascidiens of Australia IV. Aplousobranchiata Lahille; Polyclinidae Verrill (continued). *Australian Journal of Marine and Freshwater Research* 14(1): 70–118

REFERENCES CITED

- Kott, P. (1963). *Adagnesia opaca* gen. nov., sp. nov., a remarkable ascidian of the family Agnesiidae from Moreton Bay, Queensland. *University of Queensland Papers, Department of Zoology* 2(3): 75–79
- Kott, P. (1966). Ascidiaceans of northern Australia. *Pap. Dep. Zool. Univ. Qd* 2(15): 279–304
- Kott, P. (1969). Antarctic Ascidiacea. A monographic account of the known species based on specimens collected under U.S. Government auspices 1947 to 1963. *Antarctic Research Series* 13: i–xv 1–239
- Kott, P. (1971). Antarctic Ascidiacea II. Collections in south of 40° south latitude 1963/67 principally by the USNS *Eltanin*. *Antarctic Research Series* 16(4): i–iii, 1–60
- Kott, P. (1972). The ascidiaceans of South Australia I. Spencer Gulf, St Vincent Gulf and Encounter Bay. *Transactions of the Royal Society of South Australia* 96(1): 1–52
- Kott, P. (1972). The ascidiaceans of South Australia II. Eastern Sector of the Great Australian Bight and Investigator Strait. *Transactions of the Royal Society of South Australia* 96(4): 165–196
- Kott, P. (1972). Some sublittoral ascidiaceans in Moreton Bay and their seasonal occurrence. *Memoirs of the Queensland Museum* 16(2): 233–260
- Kott, P. (1972). The fauna of the Gulf of Carpentaria: Ascidiacea (Chordata: Tunicata). *Fish. Notes Queensland (n.s.)* 2: 39–54
- Kott, P. (1972). Notes on some ascidiaceans from Port Jackson, Botany Bay and Port Hacking NSW. *Proceedings of the Linnean Society of New South Wales* 97(4): 241–257
- Kott, P. (1973). Plurellidae, a new phlebobranchiate family of the Ascidiacea. *Proceedings of the Linnean Society of London* 97(4): 258–261
- Kott, P. (1975). The ascidiaceans of South Australia III. Northern sector of the Great Australian Bight and additional records. *Transactions of the Royal Society of South Australia* 99(1): 1–20
- Kott, P. (1976). Ascidian fauna of Western Port Bay, Victoria and a comparison with that of Port Phillip Bay. *Memoirs of the National Museum of Victoria* 37: 53–96
- Kott, P. (1977). Algal supporting didemnid ascidiaceans of the Great Barrier Reef. pp. 615–621 in Taylor, D.L. (ed.) *Proceedings of the Second International Coral Reef Symposium Miami* 1. Biology. Miami : University of Miami
- Kott, P. (1980). Algal-bearing didemnid ascidiaceans in the Indo-west Pacific. *Memoirs of the Queensland Museum* 20(1): 1–47
- Kott, P. (1981). The ascidiaceans of the reef flats of Fiji. *Proceedings of the Linnean Society of New South Wales* 105(3): 147–212
- Kott, P. (1982). Didemnid-algal symbioses: host species in the western Pacific with notes on the symbiosis. *Micronesica* 18(1): 95–127
- Kott, P. (1983). Two new genera of didemnid ascidiaceans from tropical Australian waters. *The Beagle, Rec. N.T. Mus. Arts Sci.* 1(2): 13–19
- Kott, P. (1984). Related species of *Trididemnum* in symbiosis with Cyanophyta. *Proceedings of the Linnean Society of New South Wales* 107(4): 515–520

REFERENCES CITED

- Kott, P. (1985). The Australian Ascidiacea Pt 1, Phlebobranchia and Stolidobranchia. *Memoirs of the Queensland Museum* 23: 1–440
- Kott, P. (1989). Form and function in the Ascidiacea. *Bulletin of Marine Science* 45: 253–276
- Kott, P. (1989). The family Hexacrobylidae Seeliger, 1906 (Ascidiacea, Tunicata). *Memoirs of the Queensland Museum* 27(2): 517–534
- Kott, P. (1989). Form and function in the Ascidiacea. *Bulletin of Marine Science* 45: 253–276
- Kott, P. (1990). The Australian Ascidiacea Pt 2, Aplousobranchia (1). *Memoirs of the Queensland Museum* 29(1): 1–266
- Kott, P. (1990). The Australian Ascidiacea, Phlebobranchia and Stolidobranchia, supplement. *Memoirs of the Queensland Museum* 29(1): 267–298
- Kott, P. (1992). The Australian Ascidiacea Pt 3, Aplousobranchia (2). *Memoirs of the Queensland Museum* 32(2): 377–620
- Kott, P. (1992). The Australian Ascidiacea, supplement 2. *Memoirs of the Queensland Museum* 32(2): 621–655
- Kott, P. (1995). *Eudistoma* Caullery, 1909 (Tunicata): proposed precedence over *Paessleria* Michaelsen, 1907. *Memoirs of the Queensland Museum* 52(3): 254–256
- Kott, P. (1998). Tunicata. pp. 51–259 in Wells, A. & Houston, W.W.K. (eds) *Zoological Catalogue of Australia*. Hemichordata, Tunicata, Cephalochordata. Melbourne : CSIRO Publishing, Australia Vol. 34 298 pp.
- Kott, P. (2001). The Australian Ascidiacea Pt 4, Didemnidae. *Memoirs of the Queensland Museum* 47(1): 1–410
- Kott, P. (2002). The genus *Herdmania* Lahille, 1888 (Tunicata) in Australian waters. *Journal of the Linnean Society of London. Zoology* 134: 359–374
- Kott, P. (2002). *Culeolus herdmani* Sluiter, 1904 (Ascidiacea, Tunicata) from the north-western Australian continental slope with an overview of the genus. *Records of the Western Australian Museum* 21: 63–70
- Kott, P. (2002). Ascidiacea (Tunicata) from Darwin, Northern Territory, Australia. *The Beagle, Records of the Museums and Art Galleries of the Northern Territory* 18: 19–55
- Kott, P. (2003). New syntheses and new species in the Australian Ascidiacea. *Journal of Natural History* 37: 1611–1653
- Kott, P. (2004). New and little known species of Didemnidae (Ascidiacea, Tunicata) from Australia (part 1). *Journal of Natural History* 38(6): 731–774
- Kott, P. (2004). New and little known species of Didemnidae (Ascidiacea, Tunicata) from Australia (part 2). *Journal of Natural History* 38(19): 2455–2526
- Kott, P. (2004). Ascidiacea (Tunicata) in Australian waters of the Timor and Arafura Seas. *The Beagle, Records of the Museums and Art Galleries of the Northern Territory* 20: 37–81
- Kott, P. (2005). *Pycnoclavella* (Ascidiacea, Tunicata) from the Western Indian Ocean. *African Zoology* 40(2): 8 pp.

REFERENCES CITED

- Kott, P. (2005). New and little known species of Didemnidae (Ascidacea, Tunicata) from Australia (Part 3). *Journal of Natural History* 39(26): 2409–2479
- Kott, P. & Goodbody, I. (1982). Ascidiaceans of Hong Kong pp. 503–554. in, *The Marine Flora and Fauna of Hong Kong and Southern China, 1980* Hong Kong : Hong Kong University Press.
- Kott, P., Parry, D.L. & Cox, G.C. (1984). Prokaryotic symbionts with a range of ascidian hosts. *Bulletin of Marine Science* 34(2): 308–312
- Kowalevsky, A.O. (1867). Entwicklungsgeschichte der einfachen Ascidiaceen. *Mém. Acad. Imp. Sci. St Pétersbourg* (7)10: 1–19
- Kowalevsky, A. (1874). Ueber die Knospung der Ascidiaceen. *Arch. Mikrosk. Anat. Entwicklungsmech.* 10: 441–470
- Lacaze-Duthiers, F.J.H. (1865). Sur un genre nouveau d'ascidien, le *Chevreulius callensis* Lac.-Duth. *Annales des Sciences Naturelles, Zoologie* (5)4: 293–316
- Lacaze-Duthiers, F.J.H. (1877). Histoire des ascidies simples des côtes de France Pt 2. *Archives de Zoologie Expérimentale et Générale* 6: 457–676
- Lacaze-Duthiers, F.J.H. & Délage, Y. (1892). Faune des Cynthiades de Roscoff et côtes de Bretagne. *Mém. pres. div. Sav. Acad. Sci. Inst. Fr.* 45(2): 1–319
- Lafargue, F. (1972). Les Didemnidae (Prochordata) d'Helgoland. *Helgolander Wiss Meeresunters* 23: 100–116
- Lafargue, F. (1974). Description d'un néotype de *Didemnum candidum* Savigny, 1816 espèce-type de Mer Rouge (Ascidie composée). *Vie et Milieu* 24(2): Sér. A: 341–356
- Lafargue, F. & Kniprath, E. (1978). Formation des spicules de Didemnidae (ascidies composées). 1. L'apparition des spicules chez l'oozoïde après la métamorphose. *Marine Biology, Berlin* 45(2): 175–184
- Lahille, F. (1886). Sur la classification des Tuniciers. *Comptes Rendus Hebdomadaires des Seances de l'Academie des Sciences Paris* 102: 1573–1575
- Lahille, F. (1887). Système musculaire du *Glossophorum sabulosum* (G.) (*Polyclinum sabulosum*, Giard). *Bull. Soc. Toulouse* 19: 107–116
- Lahille, F. (1888). Etude systématique des tuniciers. *Comptes Rendus Ass. Fr. Avanc. Sci.* 1887(2): 667–677
- Lahille, F. (1890). *Recherches sur les tuniciers des côtes de France*. Toulouse : Lagarde et Sebille 330 pp.
- Lamarck, J.B.P. (1815). Suites des Polypiers empâtés. *Mémoires du Museum National d'Histoire Naturelle Paris* 1: 331–340
- Lamarck, J.B.P. (1816). *Histoire Naturelle des Animaux sans Vertèbres*. Paris : Verdier, Libraire Vol. 3 pp. 80–130
- Langerhans, P. (1880). Über Madeira's Appendicularien. *Zeitschrift Wissenschaftliche Zoologie, Abteilung A.* 34: 144–146 pl. vi

REFERENCES CITED

- Larkum, A.W.D., Cox, G.C., Hiller, R.G., Parry, D.L. & Dibbayawan, T.P. (1987). Filamentous cyanophytes containing PUB and in symbiosis with sponges and ascidians of coral reefs. *Marine Biology* 95: 1–13
- Lesson, R.P. (1830-1832). Zoologie. pp. 256–279, 433–440 in Lesson, R.P. *Voyage autour du Monde sur la Corvette La Coquille pendant 1822–1825*. Paris : P. Pourret Frères Vol. 2(1)
- Lesueur, C.A. (1813). Mémoire sur quelques nouvelle espèce d'animaux mollusques et radiates recueillies dans la Méditerranée, près de Nice. *Archiv für Naturgeschichte* 3: 281–285
- Lesueur, C.A. (1815). Mémoire sur l'organisation des Pyrosomes et sur la place qu'ils semblent devoir occuper dans une classification naturel. *Bulletin de la Société Philomathique de Paris* 4: 70–74 pl. i
- Lesueur, C.A. (1823). Descriptions of several new species of *Ascidia*. *Journal of the Academy of Natural Sciences Philadelphia* 3(1): 2–8
- Leuckart, (1854). Zur Anatomie und Entwicklungsgeschichte der tunicaten Beschreibung einer Schwaermencker Ascidienlarve (*Appendicularia albicans*). *Zool. Unters Gressen* 2: 77–93
- Lewin, R.A. & Cheng, L. (1989). *Prochloron: A Microbial Enigma*. New York : Chapman and Hall
- Linnaeus, C. (1767). *Systema Naturae* per regna tria naturae, secundum classes, ordines, genera, species, cum characteribus, differentiis, synonymis, locis. Editio duodecim. Holmiae : Laurentii Salvii Tom. 2, pp. 1087, 1089, 1294, 1295, 1319
- Lohmann, H. (1892). Vorberichte über die Appendicularien der Plankton-Expedition. *Ergebn. Plankt.-Exped.* 1(A): 139–149
- Lohmann, H. (1895). Ueber die Verbreitung der Appendicularien im Atlantischen Oceane. *Verhandlungen der Gesellschaft Deutscher Naturforscher und Ärzte* 67(2, 1): 113–120
- Lohmann, H. (1896). Die Appendicularien der Plankton-Expedition. *Ergebn. Plankt.-Exped.* 2(E.C.): 1–148 pls i–xxiv
- Lohmann, H. (1896). Die Appendicularien der Expedition. *Zool. Ergebn. Ges. Erdk. Berlin Grönland-Exped. Bibl. Zool. VIII* 20(2): 25–44
- Lohmann, H. (1899). Untersuchungen über den Auftrieb des Strasse von Messina mit besonderer Berücksichtigung der Appendicularien und Challengerien. *Sber. K. Preuss. Akad. Wiss. Berl. Math. Naturwiss.* 20(587): 384–400
- Lohmann, H. (1905). Die Appendicularien des arktischen und antarctischen Gebiets, ihr Beziehungen zueinander und zu den arten des Gebietes der warmen Ströme. *Zoologische Jahrbucher (Suppl.)* 8: 353–382
- Lohmann, H. (1908). Über einige faunistische Ergebnisse der Deutschen Südpolar-Expedition, unter besonderer Berücksichtigung der Meeressmilben. *Schrift. Naturwiss. Ver. Schleswig-Holstein* 14(1): 1–14
- Lohmann, H. (1909). Copelata und Thaliacea. pp. 143–149 in Michaelsen, W. & Hartmeyer, R. (eds) *Die Fauna Südwest-Australiens*. 2(10) Jena : Fischer

REFERENCES CITED

- Lohmann, H. (1913). Die Appendicularien (Ausbeute von Kükenthal und Hartmeyer in Westindien). *Zoologische Jahrbucher. Supplement* 11(3): 343–350
- Lohmann, H. (1931). Die Appendicularien der Deutschen Tiefsee-Expedition. *Wiss. Ergebn. dt. Tiefsee-Exped. 'Valdivia' 1898–1899* 21(1): 1–158
- Lohmann, H. (1933). Appendicularia. pp. 3–192 in Kükenthal, W. & Krumbach, T. (eds) *Handbuch der Zoologie*. Berlin : Walter de Gruyter Vol. 5(2)
- Lohmann, H. & Bückmann, A. (1926). Die Appendicularien der Deutschen Südpolar-Expedition 1901 bis 1903. *Ergebn. Deutsch. Südp.-Exped.* 18(Zool. 10): 63–231
- López-Legentil, S. & Turon, X. (2005). How do morphotypes and chemotypes relate to genotypes? The colonial ascidian Cystodytes (Polycitoridae). *Zoologica Scripta* 34: 3–14
- Macdonald, J.D. (1858). Anatomical observations on a new form of compound tunicata (*Chondrostachys*). *Annals and Magazine of Natural History* (3)1: 401
- Macdonald, J.D. (1859). On the anatomical characters of three Australian species of Tunicata referable to Savigny's subgenus *Caesira*. *Transactions of the Linnean Society of London* 22: 367–371
- Macdonald, J.D. (1859). On the anatomical characters of a remarkable form of compound Tunicata. *Transactions of the Linnean Society of London* 22: 373–375
- Macdonald, J.D. (1859). On the anatomical characters of an Australian species of *Perophora*. *Transactions of the Linnean Society of London* 22: 377–379
- Macdonald, J.D. (1862). On a new Tunicata occurring on one of the Bellona Reefs. *Proceedings of the Linnean Society of London* 6: 78–81
- Macdonald, J.D. (1864). On the representative relationships of the fixed and free Tunicata, regarded as two subclasses of equivalent value; with some general remarks on their morphology. *Transactions of the Royal Society of Edinburgh* 23(2): 171–183
- Macgillivray, W. (1843). *A History of the Molluscous Animals of the Counties of Aberdeen, Kincardine and Banff*. London and Aberdeen : Cunnungham and Mortimer pp. 307–314
- Macleay, W.S. (1825). Anatomical observations on the natural group of the Tunicata, with the description of three species collected in the Fox Channel. *Transactions of the Linnean Society of London* 14: 527–555
- Madin, L.P. & Harbison, G.R. (1978). Salps of the genus *Pegea* Savigny, 1816 (Tunicata: Thaliacea). *Bulletin of Marine Science* 28(2): 335–344
- Melville, R.V. (1969). *Salpa* Forskål, 1775 (Tunicata): Validated under the Plenary Powers with designation of a type species for *Thalia* Blumenbach, 1798. *Bulletin of Zoological Nomenclature* 26(3): 136–138
- Melville, R.V. (1981). Opinion 1172. *Ascidia intestinalis* Linnaeus, 1767 (Tunicata) conserved. *Bulletin of Zoological Nomenclature* 38(2): 100–101
- Melville, R.V. (1981). Opinion 1182. Tethyidae in Mollusca, Porifera and Tunicata: Removal of homonymy. *Bulletin of Zoological Nomenclature* 38(3): 174–177
- Menker, D. & Ax, P. (1970). Zur Morphologie von *Arenadiplosoma migrans* n. gen., n. sp. einer vagilen Ascidiem-Kolonie aus dem Mesopsammal der Nordsee (Tunicata, Ascidiacea). *Zeitschrift für Morphologie der Tiere* 66: 323–336

REFERENCES CITED

- Mertens, C.H. (1830). Beschreibung der *Oikopleura*, einer neuen Mollusken-Gattung. *Mém. Acad. Imp. Sci. St Pétersburg* 6(1)2: 205–220 2 pls
- Metcalf, M.M. (1918). The Salpidae; a taxonomic study. *Bulletin of the United States National Museum* (2)100(2): 5–193 pls i–xiv
- Metcalf, M.M. (1919). Metcalf and Bell upon Salpidae. *Science, New York* 50(1279): 19–20
- Metcalf, M.M. (1927). Seymour Sewell on 'Salps of the Indian Seas'. *Science, New York* 65: 257
- Michaelsen, W. (1898). Vorläufige Mitteilung über einige Tunicaten aus dem Magalhaenischen Gebiet sowie von Süd-Georgien. *Zoologischer Anzeiger* 21: 363–371
- Michaelsen, W. (1904). Die stolidobranchiaten Ascidien der deutschen Tiefsee-Expedition. *Wiss. Ergebn. dt. Tiefsee-Exped. 'Valdivia'* 7: 183–260
- Michaelsen, W. (1904). Revision der compositen Styeliden oder Polyzoinen. *Jahrbuch der Hamburgischen Wissenschaftlichen Anstalten* 21(2): 1–124
- Michaelsen, W. (1905). Revision von Heller's Ascidien-Typen aus dem Museum Godeffroy. *Zoologische Jahrbucher (Suppl.)*8: 71–120
- Michaelsen, W. (1907). Tunicaten pp. 1–84 in, *Ergebnisse der Hamburger Magalhaensischen Sammelreise*. Hamburg : L. Friederichsen & Co. Vol. 8(5).
- Michaelsen, W. (1908). Die Molguliden des Naturhistorischen Museums zu Hamburg. *Mitteilungen aus dem Zoologischen Museum in Hamburg* 25(2): 117–152
- Michaelsen, W. (1908). Die Pyuriden (Halocynthiiden) des Naturhistorischen Museum zu Hamburg. *Mitteilungen aus dem Zoologischen Museum in Hamburg* 25(2): 227–287
- Michaelsen, W. (1912). Die Tethyiden (Styeliden) des Naturhistorischen Museum zu Hamburg, nebst nachtrag und Anhang einige anderen Familien betreffend. *Jahrbuch der Hamburgischen Wissenschaftlichen Anstalten* 28(2): 109–186
- Michaelsen, W. (1914). Ueber einige westÄafrikanische Ascidien. *Zoologischer Anzeiger* 43: 423–432
- Michaelsen, W. (1915). Tunicata. pp. 328–518 in, *Beiträge zur Kenntnis der Meeresfauna West Afrikas*. Hamburg.
- Michaelsen, W. (1918). *Ascidia Ptychobranchia* und *Dictyobranchia* des Roten Meeres. Expedition Schiff *Pola* in das Rote Meer, nördliche und südliche Hälfte 1895/1896–1897/1898. *Zoologische Ergebnisse* 32: 1–120 3 pls
- Michaelsen, W. (1918). Die Ptychobranchen und Diktyobranchen Ascidien des westlichen Indischen Ozeans. *Jahrbuch der Hamburgischen Wissenschaftlichen Anstalten* 35(2): 1–71
- Michaelsen, W. (1919). Die Krikobranchen Ascidien des westlichen Indischen Ozeans: Claveliniden und Synoiciden. *Jahrbuch der Hamburgischen Wissenschaftlichen Anstalten* 36: 71–102
- Michaelsen, W. (1920). Die Ascidae Krikobranchiae des westlichen Indischen Ozeans. Didemniden. *Jahrbuch der Hamburgischen Wissenschaftlichen Anstalten* 37: 1–76

REFERENCES CITED

- Michaelsen, W. (1920). Die Ascidae Krikobranchiae des Roten Meeres: Clavelinidae und Synoicidae. Expedition S.M. Schiff *Pola* in das Rote Meer, nördliche und südliche Hälfte 1895/1896–1897/1898 Zoologische Ergebnisse xxxiii. *Denkschriften der Akademie der Wissenschaften in Wien* 97: 1–38
- Michaelsen, W. (1921). Asciden von westlichen Indischen ozeans; aus dem Reichsmuseum zu Stockholm. *Arkiv för Zoologi* 13(23): 1–25
- Michaelsen, W. (1922). Ascidae Ptychobranchiae und Diktyobranchiae von Neuseeland und dem Chatham-Inseln. Papers from Dr. Th. Mortensen's Pacific Expedition 1914–1916, XI. *Vidensk. Meddr. Dansk Naturh. Foren.* 73: 359–498
- Michaelsen, W. (1923). Neue und altbekannte ascidien aus dem Reichsmuseum zu Stockholm. *Mitteilungen aus dem Zoologischen Museum in Hamburg* 40: 1–60
- Michaelsen, W. (1924). Ascidae Krikobranchiae von Neuseeland, den Chatham und den Auckland Inseln. *Vidensk. Meddr. Dansk Naturh. Foren.* 77: 263–434
- Michaelsen, W. (1927). Einige neue westaustralische ptychobranchiate Asciden. *Zoologischer Anzeiger* 71: 193–203
- Michaelsen, W. (1930). Ascidae Krikobranchiae. *Fauna Südwest-Aust.* 5(7): 463–558
- Millar, R.H. (1953). *Ciona*. *L.M.B.C. Mem. Typ. Br. Mar. Pl. Anim.* 35: 1–123
- Millar, R.H. (1955). On a collection of ascidians from South Africa. *Proceedings of the Zoological Society of London* 125(1): 169–221
- Millar, R.H. (1955). On a collection of ascidians from the Gold Coast. *Proceedings of the Zoological Society of London* 123(11): 277–325
- Millar, R.H. (1960). Ascidiacea. *Discovery Reports* 30: 1–160
- Millar, R.H. (1962). Further descriptions of South African ascidians. *Annals of the South African Museum* 56(7): 113–221
- Millar, R.H. (1963). Australian ascidians in the British Museum (Natural History). *Proceedings of the Zoological Society of London* 141(4): 689–746
- Millar, R.H. (1966). Ascidiacea, Port Phillip Survey. *Memoirs of the National Museum of Victoria* 27: 357–375
- Millar, R.H. (1971). The biology of ascidians. *Advances in Marine Biology* 9: 1–82
- Millar, R.H. (1975). Ascidians from the Indo-West Pacific region in the Zoological Museum, Copenhagen (Tunicata, Ascidiacea). *Steenstrupia* 3(20): 205–336
- Millar, R.H. (1982). The marine fauna of New Zealand. *Memoirs of the New Zealand Oceanography Institute* 85: 1–117
- Millar, R.H. (1988). Ascidians collected during the International Indian Ocean Expedition. *Journal of Natural History* 22: 823–848
- Milne-Edwards, H. (1841). Observations sur les ascidies composées des côtes de la Manche. *Mémoires de l'Académie des Sciences de l'Institut de France* 18: 217–326
- Moeller, H.P.C. (1842). Index molluscorum Groenlandiae. *Naturhist. Tidsskr. Copenhagen* 4: 76–97

REFERENCES CITED

- Molina, G.I. (1782). *Animali de Chili. In, Saggio sulla storia naturale de Chili*. Bologna : Stamperia di S. Tomaso d'Aquino 2 1810th Edn 367 pp.
- Monniot, C. (1965). Etude systématique et évolutive de la famille des Pyuridae (Ascidiacea). *Mémoires du Muséum National d'Histoire Naturelle Paris (A)*36: 1–203
- Monniot, F. (1969). Ascidies aplousobranches des îles Kerguelen récoltées par P. Grua. *Bulletin du Muséum National d'Histoire Naturelle. Paris* 42: 321–339
- Monniot, C. (1972). Ascidies stolidobranches des Bermudes. *Bulletin du Muséum National d'Histoire Naturelle. Paris (3(57) Zoology)*43: 617–643
- Monniot, C. (1978). Ascidies phlebobranches et stolidobranches du sud de l'Océan Indien. *Annales de l'Institut Océanographique* 54(2): 171–224
- Monniot, F. (1974). Ascidies littorales et bathyales récoltés au cours de la campagne Biaçores: Aplousobranches. *Bulletin du Muséum National d'Histoire Naturelle. Paris (3)*173(226): 1287–1325
- Monniot, C. (1987). Ascidies de Nouvelle-Calédonie I. Phlebobranches du Lagon. *Bulletin du Muséum National d'Histoire Naturelle. Paris (4)*9A(1): 3–31
- Monniot, C. (1987). Ascidies de Nouvelle-Calédonie II. Les genres *Polycarpa* et *Polyandrocarpa*. *Bulletin du Muséum National d'Histoire Naturelle. Paris (4)*9A(2): 275–310
- Monniot, C. (1988). Ascidies de Nouvelle-Calédonie IV. Styelidae (suite). *Bulletin du Muséum National d'Histoire Naturelle. Paris (4)*10A(2): 163–196
- Monniot, C. (1989). Ascidies de Nouvelle-Calédonie VI. Pyuridae et Molgulidae. *Bulletin du Muséum National d'Histoire Naturelle. Paris (4)*11A(3): 475–507
- Monniot, C. (1991). Ascidies de Nouvelle-Calédonie VIII. Phlébobranches (suite). *Bulletin du Muséum National d'Histoire Naturelle. Paris (4)*12A(3–4): 491–515
- Monniot, C. (1991). Ascidies de Nouvelle-Calédonie X. Stolidobranches (suite). *Bulletin du Muséum National d'Histoire Naturelle. Paris (4)*13A(1–2): 3–37
- Monniot, C. (1992). Ascidies de Nouvelle-Calédonie XI. Phlebobranches et Stolidobranches du Plateau des Chesterfield. *Bulletin du Muséum National d'Histoire Naturelle. Paris (4)*14A(1): 3–22
- Monniot, C. (1997). Ascidies phlébobranches du Canal du Mozambique. *Zoosystema* 19(4): 557–571
- Monniot, C. (2002). Stolidobranch ascidians from the tropical western Indian Ocean. *Journal of the Linnean Society of London. Zoology* 135: 65–102
- Monniot, C. & Monniot, F. (1966). Un pyrosome benthique: *Pyrosoma benthica* n.sp. *Comptes Rendus (Hebdomadaires) des Séances de l'Académie des Sciences* 263(D): 368–370
- Monniot, C. & Monniot, F. (1968). Les ascidies de grandes profondeurs récoltées par le navire océanographique Américain 'Atlantis II'. *Bulletin of the Institution of Océanography, Monaco* 67(1379): 1–48

REFERENCES CITED

- Monniot, C. & Monniot, F. (1973). Ascidiées abyssales récoltées au cours de la campagne océanographique Biaçores par le *Jean Charcot*. *Bulletin du Muséum National d'Histoire Naturelle. Paris* (3)93(121): 389–475
- Monniot, C. & Monniot, F. (1974). Ascidiées des Iles Kerguelen récoltées par P.M. Arnaud. *Téthys* 5(4): 715–734
- Monniot, C. & Monniot, F. (1974). Ascidiées abyssales de l'Atlantique récoltées par le 'Jean Charcot' (Campagnes, Naratlante, Walda Polygas A). *Bulletin du Muséum National d'Histoire Naturelle. Paris* (3)154(226): 721–786
- Monniot, C., Monniot, F. & Gaill, F. (1975). Les Sorberacea: une nouvelle classe des tuniciers. *Archives de Zoologie Expérimentale et Générale* 116: 77–122
- Monniot, C. & Monniot, F. (1976). Tuniciers abyssaux du bassin argentin récoltés par 'l'Atlantis II'. *Bulletin du Muséum National d'Histoire Naturelle. Paris* (3)269(387): 629–662
- Monniot, C. & Monniot, F. (1976). Les ascidiées de la côte du Mozambique. *Rev. Zool. Afr.* 90(2): 357–393
- Monniot, C. & Monniot, F. (1983). Ascidiées Antarctiques et subantarctique: morphologies et biogéographie. *Mémoires du Muséum National d'Histoire Naturelle Paris* (A)125: 1–168
7 pls
- Monniot, C. & Monniot, F. (1984). Ascidiées littorales de Guadeloupe VII. Espèces nouvelles et complémentaire à l'inventaire. *Bulletin du Muséum National d'Histoire Naturelle. Paris* (4)6A(3): 567–582
- Monniot, C. & Monniot, F. (1984). Nouvelles Sorberacea (Tunicata) profondes de l'Atlantique sud et de l'Océan Indien. *Cahiers de Biologie Marine* 25: 197–215
- Monniot, C. & Monniot, F. (1987). Les ascidiées de Polynésie française. *Mémoires du Muséum National d'Histoire Naturelle Paris* 136: 1–155
- Monniot, C. & Monniot, F. (1990). Revision of the class Sorberacea (benthic tunicates) with descriptions of seven new species. *Linn. Soc. Zool.* 99: 239–290
- Monniot, C., Monniot, F. & Laboute, P. (1991). *Coral Reef Ascidiates of New Caledonia*. Paris : ORSTOM 447 pp.
- Monniot, C. & Monniot, F. (1991). Tunicata: peuplements d'ascidiées profondes en Nouvelle-Calédonie. Diversité des stratégies adaptatives. In, Crosnier, A. (ed) Résultats des Campagnes MUSORSTOM. Vol. 8 Mém. Mus. Natl. Hist. Nat. Paris (4)151(A): 357–448.
- Monniot, C. & Monniot, F. (1995). Ascidiées de Nouvelle-Calédonie XV. Le genre *Didemnum*. *Bulletin du Muséum National d'Histoire Naturelle. Paris* (4)16A(2-4): 299–344
- Monniot, C. & Monniot, F. (1997). Records of ascidiates from Bahrain, Arabian Gulf, with three new species. *Journal of Natural History* 31: 1623–1643
- Monniot, F. (1987). Ascidiées de Nouvelle-Calédonie III. Polyclinidae du lagon. *Bulletin du Muséum National d'Histoire Naturelle. Paris* (4)9A(3): 499–535
- Monniot, F. (1988). Ascidiées de Nouvelle-Calédonie V. Polycitoridae du Lagon. *Bulletin du Muséum National d'Histoire Naturelle. Paris* (4)10A(2): 197–235

REFERENCES CITED

- Monniot, F. (1989). Ascidiés de Nouvelle-Calédonie VII. Les genres *Atrioolum* et *Leptoclinides* dans le lagon sud. *Bulletin du Muséum National d'Histoire Naturelle. Paris* (4)11A(4): 673–691
- Monniot, F. (1991). Ascidiés de Nouvelle-Calédonie IX. Le genre *Trididemnum*. *Bulletin du Muséum National d'Histoire Naturelle. Paris* (4)12A(3–4): 517–529
- Monniot, F. (1992). Ascidiés de Nouvelle-Calédonie XII. Le genre *Lissoclinum* (Didemnidae) dans le lagon sud. *Bulletin du Muséum National d'Histoire Naturelle. Paris* (4)14A(3–4): 565–589
- Monniot, F. (1993). Ascidiés de Nouvelle-Calédonie XIII. Le genre *Polysyncraton* (Didemnidae). *Bulletin du Muséum National d'Histoire Naturelle. Paris* (4)15A(1–4): 3–17
- Monniot, F. (1994). Ascidiés de Nouvelle-Calédonie XIV. Le genre *Diplosoma* (Didemnidae). *Bulletin du Muséum National d'Histoire Naturelle. Paris* (4)16A(1): 3–11
- Monniot, F. (1995). Ascidiés de Nouvelle-Calédonie XV. Le genre *Didemnum*. *Bulletin du Muséum National d'Histoire Naturelle. Paris* (4)16A(2–4): 299–344
- Monniot, F. & Gaill, F. (1978). Polyclinidae (Ascidiacea) du sud-ouest de l'Océan Indien. *Annales de l'Institut Océanographique* 54(2): 133–162
- Monniot, F. & Monniot, C. (1996). New collections of ascidians from the western Pacific and Southeastern Asia. *Micronesica* 29(2): 133–279
- Monniot, F. & Monniot, C. (1997). Ascidians collected in Tanzania. *Journal of East African Natural History* 86: 1–35
- Monniot, F. & Monniot, C. (2000). Ascidiacea: Plurellidae collected in the Pacific Ocean by the cruises MUSORSTOM, KARUBAR and the "Coral Reef Research Foundation". In Crosnier, A. (ed.) Résultats des Campagnes MUSORSTOM, Volume 21. *Mémoires du Muséum National d'Histoire Naturelle, Paris*, 184 pp. 703–721
- Monniot, F. & Monniot, C. (2001). Ascidians from the tropical western Pacific. *Zoosystema* 23(2): 201–383
- Mueller, O.F. (1776). pp. 224–226 in, *Zoologiae Danicae*. Copenhagen : Prodromus.
- Mueller, J. (1846). Bericht über einige neue Theirformen der Nordsee. *Müllers Arch. Anat. Phys. Wiss. Med.* 1846: 106
- Mueller, J. (1847). Bericht über einige neue Theirformen der Nordsee. *Müllers Arch. Anat. Phys. Wiss. Med.* 1847: 158
- Neave, S.A. (1975). *Nomenclator Zoologicus [1940–1975]*. London : The Zoological Society Vol. 1–7
- Neumann, Y (1906). *Doliolum*. In, *Wiss. Ergebn. Deutsch. Tiefsee Exped.* 12(2): 93–245
- Neumann, G. (1909). Mitteilung über eine neue Pyrosomen Art der Deutschen Tiefsee Expedition. *Zoologischer Anzeiger* 33(24–25): 792
- Neumann, Y. (1913). Die Pyrosomen und Dolioliden der Deutschen Südpolar-Expedition 1901–1903. In, *Ergebn. Deutsche Südpol. Exped. 1901–1903* 14(Zool 6): 1–34
- Neumann, G. (1935). Thaliacea. pp. 203–500 in Kükenthal, W. & Krumbach, T. (eds) *Handbuch der Zoologie*. Berlin : Walter de Gruyter Vol. 5(2)

REFERENCES CITED

- Nishikawa, T. (1980). Contributions to the Japanese ascidian fauna XXI. Taxonomic review of the species group of *Pyura sacciformis* (von Drasche, 1884). *Publications of Seto Marine Biological Laboratory Kyoto University* 25(1-4): 79-93
- Nishikawa, T. (1984). Ascidiaceae from the Truk Islands, Ponape Island, and Majuro Atoll (Tunicata, Ascidiacea). *Proceedings of the Japanese Society of Systematic Zoology* 27: 107-140
- Nishikawa, T. (1986). Ascidiaceae from the Gilbert and Solomon Islands and Nauru. I. Perophoridae, Ascidiidae, Corellidae. *Internacia Scienco Revuo* 32: 1-78 4 maps
- Nishikawa, T. (1986). Some ascidians dredged around the Oki Islands, the Japan Sea. *Memoirs of the National Science Museum (Tokyo)* 19: 175-188
- Nishikawa, T. (1990). The ascidians of the Japan Sea 1. *Publications of Seto Marine Biological Laboratory* 34(4-6): 73-148
- Nishikawa, T. (1991). The ascidians of the Japan Sea. II. *Publications of Seto Marine Biological Laboratory Kyoto University* 35(1-3): 26-170
- Nott, J.T. (1892). On the composite ascidians of the North Shore Reef. *Transactions of the New Zealand Institute* 24: 305-334
- Oka, A. (1892). Die periodische Regeneration der oberen Körperhälfte bei den Diplosomiden. *Biol. Centralblatt* 12(9): 265-268
- Oka, A. (1906). Notizen über japanische ascidien 1. *Annotationes Zoologicae Japonenses* 6(1): 37-52
- Oka, A. (1912). On *Cyathocormus mirabilis* n.gen., n.sp., the type of a new family of compound ascidians from Japan. *Journal of the College of Science, Imperial University of Tokyo* 32(12): 1-30
- Oka, A. (1913). Zur Kenntnis der zwei aberranten Ascidiengattungen *Dicopia* Sluiter and *Hexacrobylus* Sluiter. *Zoologischer Anzeiger* 43: 1-10
- Oka, A. (1915). Report upon the Tunicata in the collection of the Indian Museum. *Memoirs of the Indian Museum* 6: 1-33
- Oka, A. (1915). Eine neue Ascidiengattung aus der Gattung *Agnesia* Michaelsen. *Annotationes Zoologicae Japonenses* 9: 1-6
- Oka, A. (1926). On the mode of gemmation in *Dictyostyela depressa* n.g., n.sp. (Ascidiae Sociales). *Proceedings of the Imperial Academy Japan* 2: 348-351
- Oka, A. (1927). Ueber *Dendroclavella*, eine neue Gattung von sozialen Ascidien. *Proceedings of the Imperial Academy Japan* 3(8): 558-560
- Oka, A. (1927). Zur Kenntnis der japanischen Botryllidae. *Proceedings of the Imperial Academy Japan* 3(9): 607-609
- Oka, A. (1927). Über zwei neue *Rhopalaea*-Arten aus Japan. *Proceedings of the Imperial Academy Japan* 3: 681-683
- Oka, A. (1927). pp. 484-501 in, *Figuraro de Japanoj Bestoj, or Illustrated Encyclopedia of the Fauna of Japan (Dobutu Zukan)*. Tokyo : Hokuryukwan & Co.

REFERENCES CITED

- Oka, A. (1929). Ueber eine neue gestielte Monascidie *Podocynthia turboja* n.g. n.sp. *Proceedings of the Imperial Academy Japan* 5: 94–95
- Oka, A. (1929). Eine zweite japanische Art der Gattung. *Agnesia*. *Proceedings of the Imperial Academy Japan* 5: 152–154
- Oka, A. (1929). Ueber *Redikorzevia* eine neue Genus von einfachen Ascidiën. *Proceedings of the Imperial Academy Japan* 5: 434–437
- Oka, A. (1930). Ueber eine merkwürdige Cynthiide aus der Bucht von Sagami. *Proceedings of the Imperial Academy Japan* 6: 317–320
- Oka, A. (1930). Ueber eine neue langgestielte Synascidie aus der Bucht von Sagami. *Proceedings of the Imperial Academy Japan* 6: 205–207
- Oka, A. (1931). Ueber eine neue species von *Ecteinascidia* aus Formosa. *Proceedings of the Imperial Academy Japan* 7: 173–175
- Oka, A. (1931). Ueber eine neue Art von der Merkwürdigen Synascien-Gattung *Hypurgon*. *Proceedings of the Imperial Academy Japan* 7: 287–290
- Oka, A. (1931). Ueber *Myxobotrus*, eine neue Synascidien-Gattung. *Proceedings of the Imperial Academy Japan* 7(6): 238–240
- Oka, A. (1932). Ueber *Psammobotrus purpureus* n.g. n.sp., eine mit sand bedeckte Botryllide. *Proceedings of the Imperial Academy Japan* 8: 102–104
- Oka, A. (1932). Ueber *Vannamea*, eine neue Styeliden-Gattung. *Proceedings of the Imperial Academy Japan* 8: 321–323
- Oka, A & Willey, A. (1892). On a new genus of synascidian from Japan. *Quarterly Journal of Microscopical Science* 33(2): 313–324
- Olson, R.R. (1985). The consequences of short distance larval dispersal in a sessile marine invertebrate. *Ecology* 66(1): 30–39
- Olson, R.R. & McPherson, R. (1987). Potential v. realised larval dispersal; fish predation on larvae of ascidian *Lissoclinum patella* (Gottschaldt). *Journal of Experimental Marine Biology and Ecology* 110: 245–246
- Otto, A.W. (1823). Beschreibung einiger neuen Mollusken und Zoophyten. *Nova Acta Acad. Leop.-Caroe.* 11(2): 273–314
- Pallas, P.S. (1766). *Elenchus zoophytorum sistens generum adumbrationes generaliores et specierum cognitarum succinctas descriptiones cum selectis auctorum synonymis*. Hagae-comitum : P. van Cleef 451 pp.
- Pallas, P.S. (1774). In, *Spicelegia Zoologica. Pt 10*. Berolini : G.A. Lange Vol. 1 41 pp.
- Parry, D.L. (1987). Selected Chemistry of the Ascidiacea. Unpubl. Ph.D. Thesis. Brisbane : University of Queensland. 221 pp.
- Parry, D.L. & Kott, P. (1988). Cosymbiosis in the Ascidiacea. *Bulletin of Marine Science* 42(1): 149–153
- Pennant, T. (1812). pp. 99–100 in, *British Zoology*. 5th Edn Vol. 4. London : Wilkie & Robinson.

REFERENCES CITED

- Pérès, J.M. (1962). Sur une collection d'ascidies de la côte Israélienne de la Mer Rouge et de la Peninsule du Sinai. Contributions to knowledge of the Red Sea. 24. *Bull. Res. Stat. Haifa* 30: 39–47
- Péron, F. (1804). Mémoire sur le nouveau genre *Pyrosoma*. *Annales du Muséum d'Histoire Naturelle Paris* 4(12): 437–446 pl. lxxii
- Péron, F. & Lesueur, C.A. (1807). pp. 45–46, & c pls xxx, xxxi (part) in, *Voyage de découvertes aux Terres Australes ... 1800–1804*. Vol. 1. Paris.
- Perrier, J.O.E. (1886). Les Ascidies. pp. 225–229 in, *Les Explorations sous-marines. Bibliothèque des Ecoles et des Familles*. Paris : Librairie Hachette et Cie. 332 pp.
- Philippi (1843). *Rhopalaea* eine neues genus der einfachen Ascidien. *Archiv für Anatomie und Physiologie* 1: 45–47
- Phipps, C.J. (1774). pp. 194, 195, 199–200, pl. 13 fig. 3 in, *A Voyage towards the North Pole undertaken by His Majesty's Command, 1773*. London.
- Pizon, A. (1896). Description d'un nouveau genre d'ascidie simple de la famille des Molgulidées, *Gamaster dakarensis*. *Comptes Rendus Hebdomadaires des Seances de l'Academie des Sciences Paris* 122: 1345–1347
- Pizon, A. (1898). Etude anatomique et systématique des molgulidées appartenant aux collections du Muséum de Paris. *Annales des Sciences Naturelles* (8)7: 305–381
- Pizon, A. (1899). Description d'un nouveau genre d'ascidie simple de la famille des Molgulidées, *Meristocarpus*. *Bulletin du Muséum National d'Histoire Naturelle. Paris* 5: 42–43
- Pizon, A. (1908). Ascidies d'Amboine. *Revue Suisse de Zoologie* 16: 195–248
- Quoy, J.R.C. & Gaimard, J.P. (1824). Zoologie pp. 497–516. in, *Le voyage autour du Monde, sur les corvettes de S.M. l' Uranie et la Physicienne 1817–1820*. Paris : Pilet Ainé
- Quoy, J.R.C. & Gaimard, J.P. (1825). Observations sur les Biphores et les Béroés, faites pendant le voyage aultour du monde de la corvette *l'Uranie*, commandée par M. Louis de Freycinet. *Annales des Sciences Naturelles* 16: 28–51
- Quoy, J.R.C. & Gaimard, J.P. (1827). Observations zoologiques faites à bord de *l'Astrolabe* en mai 1826, dans le détroit de Gibraltar. *Annales des Sciences Naturelles* 1(10): 172–237 & c pls i, ii, viiiA
- Quoy, J.R.C. & Gaimard, J.P. (1833). Zoologie, Zoophytes pp. 304–306. in, *Voyage de découvertes de l'Astrolabe 1824–1829* Vol. 4. Paris : Pilet Ainé.
- Quoy, J.R.C. & Gaimard, J.P. (1834). Zoologie, Mollusques pp. 559–626. in, *Voyages de découvertes de l'Astrolabe 1826–1829*, Vol. 3. Paris : Pilet Ainé.
- Redikorzev, V. (1927). Zehn neue Ascidien aus dem fernen Osten. *Zoologische Jahrbucher. Jena* 53: 373–404
- Renier, S.A. (1804). Prospetto della classe dei Vermi pp. XV–XXVII. Padua (see Porro, C. 1840, 'Nota per una Bibliografia Malacologie, Series III Geografica no. 1–4, pp. I–III and numbered columns 27–130).
- Renier, S.A. (1807). *Tavola per servire alla classificazione e conoscenza degli animale*. 8 tables. Padua.

REFERENCES CITED

- Risso, A. (1826). *Histoire naturelle des principales productions de l'Europe méridionale*. Vol. 4. Paris & Strasbourg pp. 273–285.
- Ritter, W.E. (1903). The structure and affinities of *Herdmania claviformis*, the type of a new genus and family of ascidians from the coast of California. pp. 237–261, pls xviii, xix. in, *Mark Anniversary Volume*. New York : Henry Holt & Co.
- Ritter, W.E. (1904). *Euherdmania* vs. *Herdmania* preoccupied. *Zoologischer Anzeiger* 27: 650–651
- Ritter, W.E. In, Ritter, W.E. & Byxbee, E.S. (1905). The pelagic Tunicata. Rep. Sci. Res. Expl. Trop. Pac. St. 'Albatross' VIII. *Museum of Comparative Zoology, Harvard University* 26(8): 195–214 pls i–ii
- Ritter, W.E. (1905). The pelagic Tunicata of the San Diego Region, excepting the Larvacea. *University of California Publications in Zoology* 2(3): 51–112 pls ii, iii
- Ritter, W.E. (1906). *Cyclosalpa retracta*, a new Salpoid from the coast of Japan. *Annotationes Zoologicae Japonenses* 6(1): 1–5
- Ritter, W.E. (1913). The simple ascidians from the north-eastern Pacific in the collection of the United States National Museum. *Proceedings of the United States National Museum* 45: 427–505
- Ritter, W.E. & Forsyth, R.A. (1917). Ascidians of the littoral zone of southern California. *University of California Publications in Zoology* 16: 439–512
- Roule, L. (1883). Sur deux nouvelles espèce d'ascidies simples. *Comptes Rendus Hebdomadaires des Seances de l'Academie des Sciences Paris* 99: 613–614
- Roule, L. (1883). Sur la faune des Phallusiadées ascidies des côtes de Provence. *Comptes Rendus Hebdomadaires des Seances de l'Academie des Sciences Paris* 97: 1014–1016
- Roule, L. (1884). Recherches sur les ascidies simples des côtes de Provence 1. Phallusiadées. *Annales du Muséum d'Histoire Naturelle de Marseille* 2(1): 1–270
- Roule, L. (1885). Recherches sur les ascidies simples des côtes de Provence (Cynthiadées). *Annales des Sciences Naturelles* (6)20: 136–229
- Roule, L. (1886). Revision des espèces de Phallusiadées des côtes de Provence. *Rec. Zool. Suisse* 2: 209–258
- Rowe, F.W.E. (1966). A review of the genus *Diplosoma* Macdonald, 1959, (Asciacea, Didemnidae) with a description of the proposed neotype of *Diplosoma listerianum* (Milne-Edwards, 1841). *Annals and Magazine of Natural History* 9(13): 457–467
- Rowe, R.W.E. (1966). *Diplosoma* Macdonald, 1859 (Asciacea): proposed validation under the Plenary Powers. Z.N.(S). 1766. *Bulletin of Zoological Nomenclature* 23(5): 245–248
- Rowe, F.W.E. & Marshall, J.I. (1979). A catalogue of the ascidian type-specimens in the Australian Museum, Sydney. *Records of the Australian Museum* 32(17): 547–562
- Ruppert, E.E. (1990). Structure, ultrastructure and function of the neural gland complex of *Ascidia interrupta* (Chordata, Ascidiacea): clarification of hypotheses regarding the evolution of the vertebrate anterior pituitary. *Acta Zoologica (Stockholm)* 71: 135–149

REFERENCES CITED

- Russell, F.S. & Coleman, J.S. (1935). The zooplankton IV. The occurrence and seasonal distribution of the Tunicata, Mollusca and Coelenterata. *Scientific Reports of the Great Barrier Reef Expedition* 2(7): 207–234
- Ryland, J.S. (1990). A circadian rhythm in the tropical ascidian *Diplosoma virens* (Ascidiacea: Didemnidae). *Journal of Experimental Marine Biology and Ecology* 138: 217–225
- Ryland, J.S. & Bishop, J.D.D. (1993). Internal fertilisation in hermaphroditic colonial invertebrates. *Annual Review of Ocean and Marine Biology* 31: 445–477
- Sabbadin, A. (1979). Ascidian colonial structure and genetics. pp. 433–444 in Larwood, G.L. & Rosen, B.R. (eds) *Biology and Systematics of Colonial Organisms*. London : Academic Press
- Sars, M. (1829). *Bidrag til Söedyrenes Naturhistorie*, Forste Haefte. Bergen. 160 pp.
- Savigny, J.C. (1816). Recherches anatomiques sur les ascidies composées et sur les ascidies simples—Système de la classe des Ascidies pp. 1–239. In *Mémoires sur les Animaux sans Vertèbres*, Pt 2. Paris : G. Dufour.
- Schepotieff, A. (1911). [Abstract, repeating lists of Ascidian species by Hartmeyer 1909–1911]. *Archiv für Naturgeschichte* 6: 3–27
- Sebastian, V.O. (1971). *Pyrosoma sedentarium n.sp.*. *Bulletin of the Department of Marine Biology and Oceanography University of Cochin* 5: 77–79
- Seeliger, O. (1893–1907). *Appendicularien und Ascidien, Tunicata. Manteltiere*. pp. in Klassen und Ordnungen des Tier-Reichs. Vol. 1–80, pp. 1–1280. Leipzig : C.F. Winter (Continued by Hartmeyer 1909–1911) Vol. 3 Suppl. 4–5 pp. 385–1280
- Sigl, M.A. (1912). *Cyclosalpa polae*, n.sp. aus dem östlichen mittelmeer. *Zoologischer Anzeiger* 39(2): 66–74
- Sluiter, C.P. (1885). Ueber einige einfachen Ascidien von der Insel Billiton. *Nat. Tijdschr. Ned. Ind.* 45: 160–232
- Sluiter, C.P. (1887). Einfache Ascidien aus der Bai von Batavia. *Nat. Tijdschr. Ned. Ind.* 46: 242–266
- Sluiter, C.P. (1890). Die Evertebraten aus der Sammlung des Königlichen Naturwissenschaftlichen Vereins in Niederländisch Indien in Batavia. *Nat. Tijdschr. Ned. Ind.* 50: 329–348
- Sluiter, C.P. (1895). Tunicaten. In, Semon, R. *Zoologische Forschungsreisen in Australien und den Malayischen Archipel. Denkschr. Med.- Naturw. Ges. Jena* 8: 163–186; Nachtrag zu den tunicaten: 325–326.
- Sluiter, C.P. (1898). Tuniciers récoltés en 1896 par la *Chazalie* dans la Mers des Antilles. *Mémoires de la Société Zoologique de France* 11: 5–34
- Sluiter, C.P. (1898). Beiträge zur Kenntnis der Fauna von Südafrika II. Tunicaten. *Zoologische Jahrbucher. Syst.* 11: 1–64
- Sluiter, C.P. (1900). Tunicaten aus dem Stillen Ocean. *Zoologische Jahrbucher. Syst.* 13: 1–35
- Sluiter, C.P. (1900). Berichtigung über eine *Synstyela*-Art. *Zoologischer Anzeiger* 23: 110

REFERENCES CITED

- Sluiter, C.P. (1904). Die Tunicaten der Siboga-Expedition. Pt. I, Die socialen und holosomen Ascidiën. *Siboga Expedition* 56A: 1–126
- Sluiter, C.P. (1905). Note préliminaire sur les ascidiens holosomates de l'Expédition Antarctique Française commandée par le Dr. Charcot. *Bulletin du Muséum National d'Histoire Naturelle. Paris* 11: 470–475
- Sluiter, C.P. (1905). Tuniciers récoltés en 1904 par M. Ch. Gravier dans la golfe de Tadjourah (Somalie Française). *Bulletin du Muséum National d'Histoire Naturelle. Paris* 11: 100–103
- Sluiter, C.P. (1905). Zwei merkwürdige Ascidiën von der Siboga-Expedition. *Tijdschrift Ned. Dierk. Ver.* (2)9: 325–327
- Sluiter, C.P. (1906). *Tuniciers de l'Expédition antarctique Française (1903–1905)*. Paris : Masson pp. 1–48 5 pls
- Sluiter, C.P. (1909). Die Tunicaten der Siboga Expedition. Pt II. Die merosomen Ascidiën. *Siboga Expedition* 56B: 1–112
- Sluiter, C.P. (1913). Ascidiën von den Aru-Inseln. *Abhandlungen der Senckenbergischen Naturforschenden Gesellschaft* 35: 65–78
- Sluiter, C.P. (1919). Ueber einige alte neue Ascidiën aus dem Zoologischen Museum von Amsterdam. *Bijdragen tot de Dierkunde* 21: 1–12
- Sneli, J.A. & Gulliksen, B. (1975). *Tethyum sociabile* Gunnerus, 1765 (Tunicata, Ascidiacea): proposed suppression under the Plenary Powers. Z.N. (S.) 2087. *Bulletin of Zoological Nomenclature* 32(2): 127–128
- Sneli, J.A. & Gulliksen, B. (1975). *Ascidia singularis* Gunnerus, 1770 and *Distomus mammillaris* Pallas, 1774: proposed suppression; *Polycarpa* Heller, 1877 (Tunicata, Ascidiacea) proposed type species designation under the Plenary Powers. *Bulletin of Zoological Nomenclature* 32(3): 158–160
- Sollas, I.B.J. (1903). On *Hypurgon skeati* a new genus and species of compound ascidian. *Quarterly Journal of Microscopical Science (ns)*46: 729–735
- Spoel, S. van der (1969). Catalogue of the type specimens of Tunicata in the Zoological Museum in Amsterdam. *Bulletin Zoologisch Museum van Amsterdam* 1(13): 157–200
- Stimpson, W. (1852). Several new ascidians from the coast of the United States. *Proceedings of the Boston Society of Natural History* 4: 228–232
- Stimpson, W. (1855). Description of some new marine invertebrata from the Chinese and Japanese Seas. *Proceedings of the Academy of Natural Sciences of Philadelphia* 7: 377–378
- Stimpson, W. (1855). Tunicata in descriptions of some new marine invertebrates. *Proceedings of the Academy of Natural Sciences of Philadelphia* 7: 387–388
- Swainson, G. (1890). Appendicularia, with its 'haus'. *International Journal of Microscopy and Natural Science* (3)4: 10–19
- Thin, L.V. (1979). *Prochloron* (Prochlorophyta) associated with the ascidian *Trididemnum cyclops* Michaelsen. *Phycologia* 18(1): 77–82

REFERENCES CITED

- Thompson, H. (1945). *Pelagic Tunicates of Australia*. Melbourne : Council for Scientific and Industrial Research 196 pp. 75 pls
- Tilesius, W.G. von (1802). Abbildung und Beschreibung eines sonderbaren Seebeutels oder einer neuen *Thetys*—Species aus dem Atlantischen Ocean, *Thetys vagina*. *Jahrb. Naturg. Leipzig* 1: 150–165
- Todara, F. (1883). Sopra una nuova forma di *Salpa* (*S. dolicosoma*). *Atti. Accad. Lincei* 8: 41–43
- Todara, F. (1902). Sopra gli organi escritori delle Salpidi. *Atti Accad. Lincei* (5)11(1): 405–407
- Tokioka, T. (1940). Some additional notes on the Japanese appendicularian fauna. *Records of Oceanographic Works, Japan* 11(1): 1–26
- Tokioka, T. (1949). Contributions to the Japanese ascidian fauna I. Ascidiens collected by Prof. Mijadi and Mr Masui during the bottom survey 1934–1940. *Publications of Seto Marine Biological Laboratory Kyoto University* 1: 1–18
- Tokioka, T. (1949). Contributions to the Japanese ascidian fauna II. Notes on some ascidians collected chiefly along the coast of Kii Peninsula. *Publications of Seto Marine Biological Laboratory Kyoto University* 1(2): 39–64
- Tokioka, T. (1950). Ascidiens from the Palao Is. I. *Publications of Seto Marine Biological Laboratory Kyoto University* 1(3): 115–150
- Tokioka, T. (1951). Contributions to Japanese ascidian fauna. IV. Notes on some ascidians collected in Osaka Bay I. *Publications of Seto Marine Biological Laboratory Kyoto University* 1(4): 169–182
- Tokioka, T. (1951). The fauna of Akkeshi Bay XVIII. Ascidiacea. *Publications from the Akkeshi Marine Biological Station* 1: 1–24
- Tokioka, T. (1951). Pelagic tunicates and chaetognaths collected during the cruises to the new Yamoto Bank in the Sea of Japan. *Publications of Seto Marine Biological Laboratory* 2(1): 1–25
- Tokioka, T. (1952). Ascidiens collected by Messrs Renzi Wada and Seizi Wada from the Pearl Oyster bed in the Arafura Sea in 1940. *Publications of Seto Marine Biological Laboratory Kyoto University* 2(2): 91–142
- Tokioka, T. (1953). *Ascidiens of Sagami Bay*. Tokyo : Iwanami Shoten 313 pp. 79 pls
- Tokioka, T. (1954). Contributions to Japanese ascidian fauna VII. Invertebrate fauna of the intertidal zone of the Tokara Islands. VII Ascidiens. *Publications of Seto Marine Biological Laboratory Kyoto University* 3(3): 239–264
- Tokioka, T. (1955). Ascidiens from the Palao Islands II. *Publications of Seto Marine Biological Laboratory Kyoto University* 5(1): 43–57
- Tokioka, T. (1956). *Fritillaria arafaera* n.sp. a form of the sibling species: *Fritillaria haplostoma*-complex (Appendicularia: Chordata). *Pacific Science* 10(4): 403–406
- Tokioka, T. (1960). Studies on the distribution of appendicularians and some thaliaceans of the North Pacific, with some morphological notes. *Publications of Seto Marine Biological Laboratory Kyoto University* 8(2): 351–443

REFERENCES CITED

- Tokioka, T. (1961). Ascidiens collected during the Melanesian Expedition of the Osaka Museum of Natural History. I. Ascidiens presented by Dr R.L.A. Catalog of the aquarium of Noumea. *Publications of Seto Marine Biological Laboratory Kyoto University* 9(1): 103–138
- Tokioka, T. (1961). Appendicularians of the Japanese Antarctic Research Expedition. *Bull. mar. biol. Sta. Asamushi* 10: 241–245
- Tokioka, T. (1963). Contributions to the Japanese ascidian fauna XX. The outline of Japanese ascidian fauna as compared with that of the Pacific coasts of North America. *Publications of Seto Marine Biological Laboratory Kyoto University* 11(1): 131–156
- Tokioka, T. (1964). Taxonomic studies of Appendicularians collected by the Japanese Antarctic Research Expedition, 1957. *Science Reports of the Jap. Antarctic Research Expedition 1956–62 (E)* 21: 1–16
- Tokioka, T. (1967). Pacific Tunicata of the United States National Museum. *Bulletin of the United States National Museum* 251: 1–242
- Tokioka, T. (1967). On a small collection of ascidians from the vicinity of Nhatrang, Vietnam. *Publications of Seto Marine Biological Laboratory* 14(5): 391–402
- Tokioka, T. (1970). Ascidiens from Mindoro Island the Philippines. *Publications of Seto Marine Biological Laboratory* 18(2): 75–107
- Tokioka, T. & Caabro, J.A.S. (1956). Appendicularias de los mares cubanos. *Memorias de la Sociedad Cubana de Historia Natural 'Felipe Poey'* 23(1): 37–95
- Tokioka, T. & Nishikawa, T. (1975). Contributions to Japanese ascidian fauna XXVII. Some ascidians from Okinawa, with notes on a small collection from Hong Kong. *Publications of Seto Marine Biological Laboratory* 22(5): 325–341
- Tokioka, T. & Nishikawa, T. (1976). Contributions to the Japanese ascidian fauna XXX. Further notes on Japanese clavelinids. *Publications of Seto Marine Biological Laboratory Kyoto University* 23(3–5): 341–350
- Trason, W.B. (1963). The life cycle and affinities of the colonial ascidian *Pycnoclavella stanleyi*. *University of California Publications in Zoology* 65(4): 283–326
- Traustedt, M.P.A. (1882). Vestindiske Ascidiæ Simplicis, Forste Afdeling. Phallusiadae. *Vidensk. Meddr. Dansk Naturh. Foren.* 1881: 257–288
- Traustedt, M.P.A. (1883). Vestindiske Ascidiæ Simplicis. Anden Afdeling. Mogulidae og Cynthiadae. *Vidensk. Meddr. Dansk Naturh. Foren.* 1882: 108–136
- Traustedt, M.P.A. (1885). Spolia Atlantica 1. Bidrag til Kundskab om Salperne. *Danske Vid. Selsk. Skrift.* 6(2): 337–400 pls i, ii
- Traustedt, M.P.A. (1885). Ascidiæ simplices far det Stille Ocean. *Vidensk. Meddr. Dansk Naturh. Foren.* 1884: 1–160
- Traustedt, M.P.A. (1893). Die Thaliacea der Plankton-Expedition. A. Systematische Bearbeitung. In, *Ergebn. Plankt.-Exped. Humboldt-Stuftung*. Vol. 2(E.a.A.): 1–16 pl. I.
- Traustedt, M.P.A. & Weltner, W. (1894). Bericht über die von Herrn Dr Sander gesammelten Tunicaten. *Archiv für Naturgeschichte* 60(1): 10–14

REFERENCES CITED

- Tubbs, P.K. (1986). Opinion 1412. *Leptoclinum fulgens* Milne-Edwards, 1841 designated as type species of *Leptoclinum* Milne-Edwards, 1841 (Tunicata, Ascidiacea). *Bulletin of Zoological Nomenclature* 43(3): 253–254
- Turton, W. (1807). pp. 132, 207–208 in, *The British Fauna, containing a compendium of the Zoology of the British Islands*. Swansea : J. Evans
- Tydeman, G.F. (1902). Liste des stations de la campagne scientifique du *Siboga* pp. 1–15 in, Weber, M. Introduction et description de l'expédition *Siboga Exped.* 1 mono., livre 3 + 2 maps. 176 pp.
- Uljanin, B.N. (1884). Die Arten des Gattung *Doliolum* in Golfe von Neapel und den angrenzen den Meeresabschnitten. *Fauna und Flora des Golfes von Neapel*. pp. 1–140 pls i–xii
- Van Name, W.G. (1902). The ascidians of the Bermuda Islands. *Transactions of the Conn. Academy of Arts. Science* 11: 325–412
- Van Name, W.G. (1910). Compound ascidians of the coasts of New England and neighbouring British Provinces. *Proceedings of the Boston Society of Natural History* 34: 339–424
- Van Name, W.G. (1918). Ascidians from the Philippines and adjacent waters. *Bulletin of the United States National Museum* 100(1): 49–174
- Van Name, W.G. (1921). Ascidians of the West Indian region and south-eastern United States. *Bulletin of the American Museum of Natural History* 44: 283–494
- Van Name, W.G. (1924). Bijdragen tot de kennis der fauna van Curaçao. Resultaten einer Reis van Dr C.J. Van der Horst in 1920. Ascidians from Curaçao. *Bijdragen tot de Dierkunde* 23: 23–32
- Van Name, W.G. (1931). New North and South American ascidians. *Bulletin of the American Museum of Natural History* 61: 207–225
- Van Name, W.G. (1945). The North and South American ascidians. *Bulletin of the American Museum of Natural History* 84: 1–476
- Van Soest, R.W.M. (1973). The genus *Thalia* Blumenbach, 1798 (Tunicata, Thaliacea) with descriptions of two new species. *Beaufortia* 20: 193–212
- Van Soest, R.W.M. (1974). Taxonomy of the subfamily Cyclosalpinae Yount, 1954, with descriptions of two new species. *Beaufortia* 22(288): 17–55
- Van Soest, R.W.M. (1974). A revision of the genera *Salpa* Forskål, 1775, *Pegea* Savigny, 1816 and *Ritteriella* Metcalf, 1919 (Tunicata, Thaliacea). *Beaufortia* 22(293): 153–191
- Van Soest, R.W.M. (1975). Observations on taxonomy and distribution of some salps (Tunicata, Thaliacea), with descriptions of three new species. *Beaufortia* 23: 105–130
- Van Soest, R.W.M. (1979). Revised classification of the order Pyrosomatida (Tunicata, Thaliacea) with the description of a new genus. *Steenstrupia* 5(11): 197–217
- Van Soest, R.W.M. (1981). A monograph of the order Pyrosomatida (Tunicata, Thaliacea). *Journal of Plankton Research* 3(4): 603–631
- Vasseur, P. (1969). Deuxième contribution a l'étude des ascidies de Madagascar région de Tuléar. *Bulletin du Muséum National d'Histoire Naturelle. Paris* 40(5): 912–933

- Vernieres, P. (1933). Essai sur l'histoire naturelle des Appendiculaires de Banyuls et de Sète. *Bulletin of the Institution of Océanogr. Monaco* 30(617): 1–60
- Verrill, A.E. (1871). Descriptions of some imperfectly known and new ascidians from New England. *American Journal of Science* (3)1: 54–58, 93–100, 211–212, 288–294, 443–446
- Verrill, A.E. (1872). Recent additions to the molluscan fauna of New England and the adjacent waters, with notes on the other species. *American Journal of Science (ser. 3)*3: 209–214, 281–290 pls 6–8
- Verrill, A.E. (1879). Contributions to the natural history of Arctic America, made in connection with the Howgate Polar Expedition, 1877–78. Mollusoids. *Bulletin of the United States National Museum* 15: 147–150
- Verrill, A.E. & Rathbun, R. (1879). List of marine invertebrata from the New England coast distributed by the U.S. Commission of Fish and Fisheries, ser. 1. *Proceedings of the United States National Museum* 2: 231–232
- Verrill, A.E. (1900). Additions to the Tunicata and Molluscoidea of the Bermudas. *Transactions of the Connecticut Academy of Science* 10: 588–594
- Vinogradova, N.G. (1962). Ascidiæ simplices of the Indian part of the Atlantic. Biological results of the Soviet Antarctic Expedition (1955–1958). 1, Explorations of the fauna of the seas. *Akad. Nauk. SSSR Zoological Institute* 1(9): 195–215
- Vogt, C. (1854). Recherches sur les animaux inférieurs de la Méditerranée. Sci. Mém. sur les Tuniciers nageants de la mer de Nice. *Mém. Inst. Genève* 2(3): 1–102 pls v–x
- Waal, J.P. (1966). *Salpa* Edwards, 1771 (Pisces): proposed suppression under the Plenary Powers in favour of *Salpa* Forskål, 1775 together with the designation of a type species for *Thalia* Blumenbach, 1798 (Tunicata, Thaliacea): Z.N.(S.) 1651. *Bulletin of Zoological Nomenclature* 23: 232
- Wiegmann, A.F.A. (1835). Tunicata. *Archiv für Naturgeschichte* 1(1): 309
- Yount, J.L. (1954). The taxonomy of the Salpidae (Tunicata) of the Central Pacific Ocean. *Pacific Science* 8: 276–330

APPENDIX I

ABBREVIATIONS AND SYMBOLS

ACT	Australian Capital Territory
alt.	altitude
Art.	Article
Bd	Band
E	east, eastern
ed. / eds	editor / editors
edn	edition
emend.	emendation
fasc.	fascicule
fig. / figs	figure / figures
ft	feet
ICZN	International Code of Zoological Nomenclature
Is. / IIs	Island / Islands
km	kilometre
Lfg	Lieferung
livr.	livraison
m	metre
ms	manuscript
Mt / Mtn / Mts	Mount / Mountain / Mountains
N	north, northern
Nat.	Natural
Natl	National
no.	number
<i>nom. nov.</i>	<i>nomen novum</i> (new replacement name)
<i>nom. nud.</i>	<i>nomen nudum</i> (not an available name)
<i>nov. comb.</i>	<i>nova combinatio</i> (new combination)
ns	new series
NSW	New South Wales
NT	Northern Territory
p. / pp.	page / pages
pl. / pls	plate / plates
pt / pts	part / parts
QLD	Queensland
S	south, southern
SA	South Australia
ser.	series
sp. / spp.	species
TAS	Tasmania
Tom.	Tome / Tomus
var.	variety
Verl.	Verlag
VIC	Victoria
Vol.	Volume
W	west, western
WA	Western Australia
[name]	square brackets enclosing a valid or available name indicate a qualification of the use of that name in the context in which it appears.
*	an asterisk associated with type data indicates the type(s) has not been seen by the author; an asterisk associated with a distribution or an ecological descriptor implies that the information has not been confirmed.
♂	male(s)
♀	female(s)

INDEX of TAXA

- abjornseni, *Fritillaria* 226
abjornseni, *Polyandrocarpa* 180
abjornseni, *Polycarpa* 180
abradata, *Pyura* 156, 164
abbranchiata, *Styeloides* 193
Abyssascidia vasculosa 127
abyssorum, *Megalocercus* 232
acanthifera, *Microcosmus* 159
aciculus, *Leptoclinides* 50
aclara, *Ascidia* 129
acroporum, *Aplidium* 95
acuatum, *Pseudodistoma* 110
aculeata, *Ascidia* 131
aculeata, *Cnemidocarpa* 185
Adagnesia 124
Adagnesia charcoti 124
Adagnesia opaca 124
Adagnesia venusta 124
aenigmatica, *Ascidia* 143
aequale, *Ecteinascidia* 139
aequalisiphonalis, *Amaroucium* 116
affinis, *Ascidia* 131
affinis, *Cyclosalpa* 211
affinis, *Salpa* 211
africana, *Perophora* 141
africana, *Salpa* 216
agglutinans, *Microcosmus* 162
aggregata, *Cynthia* 182
agitata, *Metandrocarpa* 179
agnata, *Stolonica* 182
Agnesia 124
Agnesia capensis 124
Agnesia glaciata 122, 24
Agnesia himeboja 124
Agnesia krausei 124
Agnesia sabulosa 124
Agnezia 124
Agnezia glaciata 124
AGNEZIIDAE 122
AGNEZIINAE 124
agriculum, *Lissoclinium* 55
albamaculatus, *Leptoclinides* 50
albanyensis, *Pyura* 165
albicans, *Appendicularia* 233
albicans, *Botrylloides* 173
albicans, *Oikopleura* 233
albida, *Ascidia* 131
albidum grande, *Leptoclinium* 39
albidum, *Morchellium* 101
albomarginata, *Styela* 192
albopunctatum, *Didemnum* 36
Alcyonium 175
Alcyonium borlasii 176
Alcyonium schlosseri 175, 176
alingulum, *Polysyncraton* 61
allongata, *Fritillaria borealis* 225
altarium, *Amaroucium* 95
altarium, *Aplidium* 95
Althoffia 232
Althoffia tumida 232
aluta, *Stolonica* 182
Amaroucium 95
Amaroucium aequalisiphonalis 116
Amaroucium altarium 95
Amaroucium anomalum 113
Amaroucium argus 101
Amaroucium crateriferum 97
Amaroucium distomoides 79
Amaroucium proliferum 95
Amaroucium protectans 92
Amaroucium ritteri 100
Amaroucium rotundatum 120
amboinensis, *Ritteriella* 215
amboinensis, *Salpa* 215
amiculum, *Trididemnum* 67
amorphatum, *Aplidium* 96
Amphicarpa 182
Amphicarpa elongata 183
Amphicarpa meridiana 182
Amphicarpa nodula 183
amphora, *Cnemidocarpa* 185
amplexa, *Clavelina* 24
amplum, *Eudistoma* 87
amplus, *Polycitor* 87
ampulloides, *Molgula* 151
amygala, *Fritillaria* 226
Anadistoma 110
Anadistoma attenuatum 110
anaematum, *Eudistoma* 87
anceps, *Botrylloides* 173
anceps, *Sarcobotrylloides* 173
angolanum, *Eudistoma* 87
angolanum, *Polycitor* (*Eudistoma*)
 paesslerioides 87
angularis, *Fritillaria* 225
angustum, *Synicum* 104
annulus, *Polycitor* 90
anoi, *Didemnum* 43
anomalum, *Amaroucium* 113
antarctica, *Corella* 135
antipoda, *Ctenicella* 157
antipodus, *Claudenus* 157
Anurella 151
Anurella bleizi 151
aperta, *Ascidia* 127
Aplidie cerebriforme 81
Aplidie pedunculatum 81, 82
Aplidiopsis 94
Aplidiopsis confluata 94
Aplidiopsis mammillata 95
Aplidiopsis sabulosa 95
Aplidium 95

- Aplidium acroporum* 95
Aplidium altarium 95
Aplidium amorphatum 96
Aplidium arboratum 101
Aplidium australiense 96
Aplidium australiense 96
Aplidium bacculum 96
Aplidium brevilarvacium 96
Aplidium caelestis 96
Aplidium clivosum 96
Aplidium congregatum 96
Aplidium coniferum 96
Aplidium controversum 99
Aplidium crateriferum 97
Aplidium depressum 97
Aplidium digitatum 96
Aplidium directum 97
Aplidium distaplium 97
Aplidium elatum 97
Aplidium filiforme 97
Aplidium fluorescens 97
Aplidium foliorum 99
Aplidium gastrolineatum 97
Aplidium gelasinum 97
Aplidium geminatum 98
Aplidium griseum 98
Aplidium grisiatum 98
Aplidium incubatum 98
Aplidium inflorescens 98
Aplidium jacksoni 98
Aplidium latusexitus 101
Aplidium lenticulum 98
Aplidium lobatum 95
Aplidium lodix 98
Aplidium longithorax 98
Aplidium lunacratum 98
Aplidium macrolobatum 99
Aplidium magnilarvum 99
Aplidium minisculum 99
Aplidium multilineatum 99
Aplidium multiplicatum 99
Aplidium opacum 99
Aplidium ornatum 99
Aplidium paralineatum 99
Aplidium parastigmaticum 99
Aplidium parvum 100
Aplidium petrosum 100
Aplidium pronum 100
Aplidium pseudobesum 96
Aplidium ritteri 100
Aplidium robustum 100
Aplidium rosarium 100
Aplidium rubricollum 100
Aplidium solidum 100
Aplidium tabascum 101
Aplidium triggsense 101
Aplidium triggsensis 101
Aplidium uteute 101
Aplidium verrucosum 176
Aplidium vitreum 94
Appendicularia albicans 233
Appendicularia longicauda 232, 234
appendiculata, *Molgula* 151
Apsteinia 213
arabica, *Phallusia* 132
arafurensis, *Clavelina* 25
arafurensis, *Clavelina* (*Synclavella*) 25
arafurensis, *Polysyncraton* 61
arancium, *Didemnum* 36
aratore, *Didemnum* 36
arboratum, *Aplidium* 101
archaia, *Ascidia* 127
Archiascidia 113
Archiascidia neapolitana 113
Archidistoma richeri 114
Archidistoma rubripunctum 114
arcticus, *Hexacrobylus* 147
arcuata, *Cynthia* 198
arenaceum, *Macroclinum* 104
arenaceum, *Synoicum* 104
arenaceus, *Polycitor* 89
Arenadiplosoma 48
Arenadiplosoma migrans 48
areniferus, *Dumus* 116
arenosa, *Cynthia* 164
arenosa, *Molgula* 150
arenosa, *Oxycorynia* 113
arenosa, *Pycnoclavella* 113
arenosa, *Pyura* 164
arenosa, *Symplegma* 183
areolata, *Placentela* 108
areolatum, *Condominium* 108
areolatum, *Trididemnum* 67
argentata, *Polycarpa* 189
argentata, *Styela* 189
argus, *Amaroucium* 101
armata, *Herdmania* 160
artus, *Fritillaria* 225
arvum, *Polysyncraton* 61
Asajirus 147
Asajirus indicus 147
Ascidea manhattensis 153
Ascidea sabulosa 154
Ascidia 127
Ascidia aclara 129
Ascidia aculeata 131
Ascidia aenigmatica 143
Ascidia affinis 131
Ascidia albida 131
Ascidia aperta 127
Ascidia archaia 127
Ascidia aspersa 130
Ascidia aurata 189
Ascidia aurora 144
Ascidia austera 127
Ascidia australis 164
Ascidia bisulca 130
Ascidia canaliculata 130

INDEX of TAXA

- Ascidia canina* 21
Ascidia capillata 127
Ascidia challengerii 127
Ascidia charcoti 127
Ascidia corrugata 21
Ascidia cristata 130
Ascidia cylindracea 144
Ascidia decepta 125, 128
Ascidia diaphanaea 21
Ascidia diplozoon 130
Ascidia dispar 128
Ascidia divisa 130
Ascidia donnani 130
Ascidia dorsalis 129
Ascidia elliptica 131
Ascidia empheres 128
Ascidia expansa 131
Ascidia gemmata 128
Ascidia glabra 128
Ascidia granosa 143
Ascidia incerta 130
Ascidia intestinalis 21
Ascidia kreagra 128
Ascidia lapidosa 143
Ascidia latesiphonica 128
Ascidia lepadiformis 24
Ascidia liberata 128
Ascidia limosa 130
Ascidia lovenii 196
Ascidia malaca australiensis 128
Ascidia mammillata 131
Ascidia membranosa 21
Ascidia mentula 127
Ascidia mikreuterica 143
Ascidia minuta 131
Ascidia munda 129
Ascidia nereia 129
Ascidia normanni 131
Ascidia obliqua 127
Ascidia occidentalis 129
Ascidia ocellata 21
Ascidia opalina 131
Ascidia pandora 133
Ascidia parallelogramma 135
Ascidia parasamea 129
Ascidia patula 130
Ascidia pedunculata 131
Ascidia pellucida 131
Ascidia phallusoides 132
Ascidia plicata 197
Ascidia polytrema 133
Ascidia prolata 129
Ascidia pulchella 22
Ascidia pustulosa 131
Ascidia pyriformis 130
Ascidia reticulata 144
Ascidia rhabdophora 127
Ascidia rustica 159
Ascidia scabra 130
Ascidia scaevola 129
Ascidia solomonensis 129
Ascidia sordida 131
Ascidia spinifera 167
Ascidia succida 144
Ascidia sulcatus 161
Ascidia sydneyensis 129
Ascidia tenella 22
Ascidia thompsoni 130
Ascidia tinctor 195
Ascidia translucida 129
Ascidia trianularis 131
Ascidia truncata 131
Ascidia tumulus 144, 151
Ascidia virens 21
Ascidia virescens 21
Ascidia viridiscens 21
Ascidia (Pachychlaena) obesa 132
Ascidia (Pachychlaena) oblonga 131, 132
Ascidie spinosa 168
Ascidiella 130
Ascidiella aspersa 130
ASCIDIIDAE 125
ascidioides, Styela 193
Ascidiopsis 127
Ascidiopsis complanata 127
Ascopera 151
Ascopera gigantea 151
Ascopera nana 153
Askonides 50
Askonides coelenteratus 50, 51
Askonides imperfectus 53
aspera, Pyura 167
aspersa, Ascidia 130
aspersa, Ascidiella 130
Astellium 47
Astellium spongiforme 47
asterix, Didemnum 36
Asterocarpa 185
Asterocarpa humilis 185
Astropera 151
Astropera sabulosa 151
astrum, Didemnum 36
asymmetrica, Ritterella 116
asymmetron, Tethyum (Styela) 185
Atapozoa 80
Atapozoa marshi 80
Atapozoa marshii 80
Atapozoa mirabilis 78
atlanticum, Pyrosoma 205, 207
Atopogaster 104
Atopogaster aurantiaca 120
Atopogaster gigantea 104
Atopogaster tropicum 106
atopogaster, Synoicum 104
Atriolum 34
Atriolum bucinum 34
Atriolum eversum 34
Atriolum glauerti 34

- Atriolum lilium* 35
Atriolum marinense 35
Atriolum robustum 34, 35
Atriolum tubiporum 35
atropunctatum, *Diplosoma* 48
attenuatum, *Anadistoma* 110
attollens, *Polycarpa* 193
aucklandica, *Cnemidocarpa* 185
aucklandicus, *Cystodytes* 85
aurantia, *Pycnoclavella* 113
aurantiaca, *Atopogaster* 120
aurata clavata, *Polycarpa* 190
aurata, *Ascidia* 189
aurata, *Polycarpa* 189
aurea, *Sigillinaria* 110
aureum, *Eudistoma* 87
aureum, *Lissoclinum* 55
aureum, *Pseudodistoma* 110
aurilucens, *Pycnoclavella* 113
aurita, *Polycarpa* 190
aurita, *Styela* 190
aurolineatus, *Botryllus* 176
aurora, *Ascidia* 144
austera, *Ascidia* 127
australe, *Pseudodistoma* 111
australiense, *Aplidium* 96
australiensis, *Aplidium* 96
australiensis, *Ascidia malaca* 128
australiensis, *Boltenia* 167
australiensis, *Distaplia* 76
australiensis, *Polyandrocarpa* 180
australiensis, *Protoholozoa* 79
australiensis, *Stomozoa* 118, 119
australis parvispinatus, *Pyura* 164
australis, *Ascidia* 164
australis, *Clavelina* 25
australis, *Euherdmania* 108
australis, *Julinia* 76
australis, *Microcosmus* 161
australis, *Microcosmus exasperatus* 163
australis, *Monniotus* 108
australis, *Oculinaria* 179, 180
australis, *Pyura* 164
australis, *Sigillina* 79, 80
australis, *Stereoclavella* 25
australis, *Stolonica* 182

bacculum, *Aplidium* 96
badium, *Lissoclinum* 56
badius, *Botryllus* 177
bahraini, *Symplegma* 183
bakeri, *Cyclosalpa* 211
banneri, *Trididemnum* 67
barbarica, *Phallusia* 132
barbaris, *Styela* 196
barbata, *Cnemidocarpa* 186
bassi, *Polycarpa* 192
batemani, *Molgula* 153
bathamae, *Molgula* 153

 BATHOCHORDAEINAE 231
Bathochordaeus 231
Bathochordaeus charon 231
Bathyascidia 127
baudinensis, *Clavelina* 25
bellissima, *Stomozoa* 119
benedeni, *Corella* 135
benthica, *Pyrosoma* 207
bermudiensis, *Styela partita* 196
bicolor, *Didemnum* 36
biconvolutus, *Microcosmus* 162
bicornis, *Fritillaria* 227
biforis, *Polycarpa* 190
biforis, *Styela* 190
biglutinum, *Didemnum* 36
Biphora 215
Biphora depressa 215
Biphora tricuspida 215
birostrata, *Salpa* 216
bisectatum, *Didemnum* 37
bistratum, *Didemnum* 56
bistratum, *Lissoclinum* 56
bisulca, *Ascidia* 130
bitunicatus, *Microcosmus* 161
bivittatus, *Botryllus* 176
bleizi, *Anurella* 151
boloniense, *Botrylloides* 174
Boltenia australiensis 167
Boltenia tuberculata 168
boltenina, *Perophora* 140
borealis allongata, *Fritillaria* 225
borealis crassa, *Fritillaria* 226
borealis intermedia, *Fritillaria* 225
borealis mediterranea, *Fritillaria* 225
borealis sargassi, *Fritillaria* 225
borealis, *Clavelina* 24
borealis, *Fritillaria* 224
borlasi, *Alcyonium* 176
botryllifera, *Pandocia* (*Polycarpa*) 190
 BOTRYLLINAE 173
Botryllocarpa 178
Botryllocarpa elongata 178
Botrylloides 173
Botrylloides albicans 173
Botrylloides anceps 173
Botrylloides boloniense 174
Botrylloides clavelina 174
Botrylloides cyanescens 174
Botrylloides firmus 173
Botrylloides fulgurale 174
Botrylloides insigne 174
Botrylloides leachii 173
Botrylloides leptum 174
Botrylloides nigrum magnicoecum 173
Botrylloides parvulus 174
Botrylloides perspicuum 175
Botrylloides perspicuus 175
Botrylloides prostratum 174
Botrylloides purpureum 174

- Botrylloides pusilla 174
 Botrylloides radiata 173
 Botrylloides ramulosa 174
 Botrylloides rotifera 173
 Botrylloides rubrum 173
 Botrylloides saccus 175
 Botrylloides sparsa 174
 Botrylloides translucidum 174
 Botrylloides tyreum 174
 Botrylloides vinosa 174
 botrylloids, Diandrocarpa 183
 Botryllus 175
 Botryllus aurolineatus 176
 Botryllus badius 177
 Botryllus bivittatus 176
 Botryllus calendula 176
 Botryllus calyculatus 177
 Botryllus castaneus 176
 Botryllus communis 177
 Botryllus firmus 173
 Botryllus gemmeus 176
 Botryllus gouldii 176
 Botryllus gracilis 177
 Botryllus leachii 173
 Botryllus marionis 176
 Botryllus miniatus 177
 Botryllus minutus 176
 Botryllus morio 176
 Botryllus polycyclus 176
 Botryllus pruinosis 176
 Botryllus purpureus 175
 Botryllus rubens 176
 Botryllus rubigo 176
 Botryllus schlosseri 176
 Botryllus smaragdus 176
 Botryllus stellatus 175, 176
 Botryllus stewartensis 177
 Botryllus tuberatus 177
 Botryllus violaceus 176
 Botryllus violatinctus 176
 Botryllus virescens 176
 bowerbanki, Synoicum 104
 bradleyi, Pyura 168
 brakenhielmi, Diandrocarpa 184
 brakenhielmi, Symplegma 184
 brandi, Leptoclinides 50
 brevicauda, Sycozoa 81
 brevicollis, Fritillaria 225
 Brevicollus 85
 Brevicollus tuberatus 85
 brevigastra, Stolonica 182
 brevilarvacium, Aplidium 96
 Brooksia 213
 Brooksia rostrata 213
 buccinum, Synoicum 104
 bucinum, Atriolum 34
 bulbatum, Eudistoma 87
 caboti, Salpa 218
 caelatum, Trididemnum 67
 caelestis, Aplidium 96
 caelestis, Leptoclinides 50
 caerulea, Sigillina 80
 Caesira 151
 Caesira cooperi 152
 Caesira ficus 152
 Caesira hupferi 159
 Caesira parasitica 154
 Caesira pellucida 150
 caesium, Didemnum 37
 calamus, Polycitor 91
 calendula, Botryllus 176
 calificiforme, Leptoclinium 49
 caliginosum, Lissoclinum 56
 callensis, Chevreulius 135, 136
 calvata, Molgula 152
 calycis, Lissoclinum 56
 calyculatus, Botryllus 177
 campila, Fritillaria 226
 canaliculata, Ascidia 130
 candens, Pseudodistoma 109, 111
 candidum, Didemnum 35, 37
 canina, Ascidia 21
 canopoides, Styela 196
 canopus, Cynthia 195, 196
 canopus, Styela 196
 capensis, Agnesia 124
 capillata, Ascidia 127
 capricornia, Polycarpa 193
 captiosa, Styela 193
 carduus, Leptoclinides 50
 carnosus, Stolonica 182
 carnosum, Eudistoma 87
 castaneus, Botryllus 176
 castellatum, Synoicum 104
 cataphracta, Cynthia 168
 catillum, Polysyncrator 61
 cavernosa, Sycozoa 81
 cavernosus, Leptoclinides 51
 centripetens, Nephtheis 27
 cerasus, Polycitor 91
 cerea, Styela 185
 cerebriforme, Aplidie 81
 cerebriformis, Cynthia 168
 cerebriformis, Sycozoa 81
 cereum, Pseudodistoma 110
 ceylonensis, Cystodytes 85
 ceylonica, Rhabdocynthia 161
 ceylonicum, Rhodosoma 136
 challengerii, Ascidia 127
 chamissonis, Cyclosalpa 211
 chamissonis, Oikopleura 232
 charcoti, Adagnesia 124
 charcoti, Ascidia 127
 charon, Bathochordaeus 231
 chartaceum, Didemnum 37
 Chevreulius 135

- Chevreulius callensis* 135, 136
chilensis, *Pyura* 163
chinensis, *Cnemidocarpa* 190
chinensis, *Polycarpa* 190
Chondrostachys 24
Chondrostachys macdonaldi 24, 25
Chorizocarpa 178
Chorizocarpa guttata 178
Chorizocarpa michaelsoni 178
Chorizocarpa sydneyensis 178
Chorizocormus 181
Chorizocormus leucophaeus 178
Chorizocormus reticulatus 181
Chorizocormus subfuscus 178
Chorizocormus sydneyensis 178
chrysanthemum, *Synoicum* 104
cicar, *Thalia* 217
cilicium, *Didemnum* 37
Ciona 21
Ciona fascicularis 22
Ciona indica 29
Ciona intestinalis 20, 21
Ciona robusta 22
Ciona (Pleurociona) edwardsi 22
CIONIDAE 20
circes, *Polycitor* 91
Circinalium 95
Circinalium concretescens 95
circulum, *Polysyncraton* 61
circumarata, *Styela* 190
cirrhosa, *Dubreuilia* 217, 218
citrum, *Synoicum* 104
claudaria, *Fritillaria* 225
Claudenus 157
Claudenus antipodus 157
claudicans squamiger, *Microcosmus* 163
clava, *Fritillaria* 225
clava, *Polyclinum* 120
clava, *Styela* 197
clavata, *Perophora* 140
clavata, *Polycarpa* 190
clavata, *Polycarpa aurata* 190
clavatum, *Lissoclinum* 56
Clavelina 24
Clavelina amplexa 24
Clavelina arafurensis 25
Clavelina australis 25
Clavelina baudinensis 25
Clavelina borealis 24
Clavelina cylindrica 25
Clavelina dagysa 25
Clavelina dentatosiphonis 73
Clavelina diminuta 114
Clavelina fecunda 23, 25
Clavelina meridionalis 25
Clavelina mirabilis 26
Clavelina moluccensis 26
Clavelina nigra 26
Clavelina nodula 114
Clavelina oblonga 24
Clavelina oliva 26
Clavelina ostrearium 26
Clavelina pseudobaudinensis 26
Clavelina robusta 26
Clavelina sigillaria 113
Clavelina (Synclavella) arafurensis 25
clavelina, *Botrylloides* 174
CLAVELINIDAE 23
claviforme, *Protopolyclinum* 29
claviformis, *Colella* 113
claviformis, *Euclavella* 113
claviformis, *Herdmania* 73
claviformis, *Pseudodiazona* 29
clavum, *Didemnum* 37
clinides, *Trididemnum* 67
Clitella 35
Clitella nutricula 35
Clitellum nutricula 35
Clitellum nutricula 35
clivusum, *Aplidium* 96
Cnemidocarpa 185
Cnemidocarpa aculeata 185
Cnemidocarpa amphora 185
Cnemidocarpa aucklandica 185
Cnemidocarpa barbata 186
Cnemidocarpa chinensis 190
Cnemidocarpa completa 186
Cnemidocarpa fissa 186
Cnemidocarpa floccosa 186
Cnemidocarpa hartogi 186
Cnemidocarpa intestinata 186
Cnemidocarpa irene 186
Cnemidocarpa irma 186
Cnemidocarpa legalli 186
Cnemidocarpa lobata 187
Cnemidocarpa longata 187
Cnemidocarpa oligocarpa 187
Cnemidocarpa pedata 187
Cnemidocarpa personata 187
Cnemidocarpa posthuma 187
Cnemidocarpa radicata 188
Cnemidocarpa robinsoni 185
Cnemidocarpa stolonifera 188
Cnemidocarpa tribranchiata 188
Cnemidocarpa tripartita 188
Cnemidocarpa valborgi 186
coactum, *Lissoclinum* 56
coalitus, *Microcosmus* 168
coalitus, *Polycitor* 78
coccinea, *Goodsiria* 181
coelenteratus, *Askonides* 50, 51
coelenteratus, *Leptoclinides* 51
coerulea, *Salpa* 215
coerulescens, *Salpa* 213
Colella 81
Colella claviformis 113
Colella cyanea 80
Colella elongata 88

- Colella incerta 81
 Colella moebiusi 79
 Colella perrieri 82
 Colella plicata 81
 Colella pulchra 82
 Colella ramulosa 82
 Colella tenuicaulis 82
 Colella thomsoni 27
 Colella umbellata 82
 colemani, Polyandrocarpa 180
 Collela murrayi 82
 columna, Polycitor 91
 comitus, Leptoclinides 51
 communis, Botryllus 177
 compacta, Ritterella 117
 compactus, Leptoclinides 51
 complanata, Ascidiopsis 127
 complanata, Cynthia 160
 complanata, Molgula 151
 complanata, Rhabdocynthia 160
 complanatum, Polyclinum 120
 completa, Cnemidocarpa 186
 complexum, Didemnum 37
 complexus, Leptoclinides 51
 concavum, Synoicum 105
 concavum, Lissoclinum 57, 58
 conchilega, Pandocia 189
 conchylum, Lissoclinum 57
 concrescens, Circinalium 95
 Condominium 108
 Condominium areolatum 108
 confirmatus, Leptoclinides 51
 confluata, Aplidiopsis 94
 confoederata, Pegea 214
 confoederata, Salpa 214
 confragosa, Pyura 165
 congregatum, Aplidium 96
 coniferum, Aplidium 96
 constellatus, Leptoclinides 51
 constrictum, Eudistoma 87
 contecta, Polycarpa 190
 contecta, Styela 190
 contorta, Herdmania 160
 controversum, Aplidium 99
 cooperi, Caesira 152
 cophocerca, Oikopleura 233
 cophocerca, Oikopleura (Vexillaria) 233
 coralliforme, Didemnum 38
 corbis, Polyclinum 103
 cordiformis, Salpa 217
 Corella 135
 Corella antarctica 135
 Corella benedeni 135
 Corella dohrni 135
 Corella eumyota 135
 Corella novarae 135
 Corella valentinae 135
 Corellascidia 135
 Corellascidia herdmani 135, 136
CORELLIDAE 134
 corelloides, Phallusia 127
 coriaceum, Tethyum 159
 corium, Didemnum 38
 cornuta, Ritterella 117
 cornutogastra, Oikopleura 233
 coronaria, Polycitorella 86
 coronarium, Eucoelium 86
 coronatum, Pseudodistoma 111
 corrugata, Ascidia 21
 costata, Salpa 219
 crassa, Ecteinascidia 29
 crassa, Fritillaria borealis 226
 crassa, Rhopalaea 28, 29
 crassacapitata, Pyura 165
 crater, Macroclinum 103
 crateriferum, Amaroucium 97
 crateriferum, Aplidium 97
 crescente, Didemnum 38
 cretaceum, Leptoclinum 37
 cretaceus, Cystodites 85
 crinitistellata, Cynthia 159
 cristata, Ascidia 130
 cristatum, Trididemnum 67
 cryptocarpa, Styela 192
 crystallinum, Trididemnum 70
 crystallinus, Polycitor 90
 Ctenicella 151, 157
 Ctenicella antipoda 157
 Ctenicella mortenseni 154
 Ctenyura 157
 Ctenyura intermedia 157
 Ctenyura tetraplexa 158
 Ctenyura tortuosa 158
 cuculliferum, Diplosomoides 61
 cuculliferum, Polysyncraton 61
 cucurbitus, Leptoclinides 51
 Culeolus 158
 Culeolus herdmani 158
 Culeolus littoralis 166
 Culeolus murrayi 158
 curvata, Herdmania momus 160
 curvigona, Pyura 165
 curvus, Microcosmus 161
 cuscina, Distaplia 76
 cuspidatus, Leptoclinides 51
 cuspidis, Distaplia 77
 cyanea, Colella 80
 cyanea, Sigillina 80
 cyanescens, Botrylloides 174
 Cyathocormus 81
 Cyathocormus mirabilis 81
 cyclops, Trididemnum 67
 Cyclosalpa 211
 Cyclosalpa affinis 211
 Cyclosalpa bakeri 211
 Cyclosalpa chamissonis 211
 Cyclosalpa floridana 211
 Cyclosalpa pinnata sewelli 211

- Cyclosalpa polae* 211
Cyclosalpa sewelli 211
(Cyclosalpa) retracta, *Salpa* 215
 CYCLOSALPINAЕ 211
cygnuus, *Didemnum* 38
cylindracea, *Ascidia* 144
cylindrica, *Clavelina* 25
cylindrica, *Holozoa* 76
cylindrica, *Iasis* 213
cylindrica, *Redikorzevia* 196
cylindrica, *Salpa* 213
cylindricum, *Polyclinum* 25
Cynthia aggregata 182
Cynthia arcuata 198
Cynthia arenosa 164
Cynthia canopus 195, 196
Cynthia cataphracta 168
Cynthia cerebriformis 168
Cynthia complanata 160
Cynthia crinitistellata 159
Cynthia dione 151
Cynthia dumosa 158
Cynthia fissa 165
Cynthia gangelion 165
Cynthia gibbosa 166
Cynthia glutinans 150
Cynthia grandis 160
Cynthia hispida 158
Cynthia irregularis 166
Cynthia jacatrensis 164
Cynthia japonica 167
Cynthia laevis 198
Cynthia molguloides 166
Cynthia momus 160
Cynthia multiradicata 168
Cynthia pallida 161
Cynthia papietensis 160
Cynthia praeputialis 168
Cynthia pupa 163
Cynthia sabulosa 198
Cynthia sacciformis 167
Cynthia sanderi 167
Cynthia solanoides 198
Cynthia spinifera 159
Cynthia stellifera 196
Cynthia stolonifera 168
Cynthia stubenrauchi 164
Cynthia tessellata 163
Cynthiopsis 164
Cynthiopsis valdivia 164
Cynthiopsis valdiviae 168
Cystingia 151
Cystingia griffithsi 151
Cystodites cretaceus 85
Cystodites durus 85
Cystodytes 85
Cystodytes aucklandicus 85
Cystodytes ceylonensis 85
Cystodytes dellachiajei 85
Cystodytes draschii 85
Cystodytes hapu 86
Cystodytes perspicuus 85
Cystodytes philippinensis 86
Cystodytes ramosus 86
Cystodytes tasmanensis 59
Cystodytes violaceus 85

dagysa, *Clavelina* 25
dagysa, *Podoclavella* 25
dakarensis, *Gamaster* 150
dalli, *Eugyrioides* 154
decepta, *Ascidia* 125, 128
decipiens, *Polycarpa* 191
decoratus, *Leptoclinides* 52
deerrata, *Distoma* 78
deerratum, *Hypodistoma* 78
delectum, *Didemnum* 38
dellachiajei, *Cystodytes* 85
dellachiajei, *Distoma* 85
democratica flagellifera, *Salpa* 218
democratica, *Salpa* 217
democratica, *Thalia* 217
Dendroclavella 24
Dendroclavella elegans 24
Dendrodoea gregaria 185
dentatosiphonis, *Clavelina* 73
dentatosiphonis, *Euherdmania* 73
dentatum, *Polysyncraton* 61
denticulatum, *Doliolum* 203, 204
depressa, *Biphora* 215
depressa, *Dictyostyela* 181
depressum, *Aplidium* 97
detorta, *Podoclavella* 113
detorta, *Pycnoclavella* 113
diafana, *Fritillaria* 225
Diandrocarpa 183
Diandrocarpa botryllopsis 183
Diandrocarpa brakenhielmi 184
diaphanaea, *Ascidia* 21
diaphanis, *Ecteinascidia* 138
Diazona picta 24
DIAZONIDAE 28
Dictyostyela 181
Dictyostyela depressa 181
DIDEMNIDAE 31
Didemnum styliferum 78
Didemnum fragile 39
Didemnoides 35
Didemnoides patella 58
Didemnoides resinaceum 35
Didemnoides sulcatum 58
Didemnoides ternatanum 58
Didemnopsis 66
Didemnopsis jolense 68
Didemnum 31, 35
Didemnum albopunctatum 36
Didemnum anoi 43
Didemnum arancium 36

INDEX of TAXA

- Didemnum aratore 36
 Didemnum asterix 36
 Didemnum astrum 36
 Didemnum bicolor 36
 Didemnum biglutinum 36
 Didemnum bisectatum 37
 Didemnum bistratum 56
 Didemnum caesium 37
 Didemnum candidum 35, 37
 Didemnum chartaceum 37
 Didemnum cilicium 37
 Didemnum clavum 37
 Didemnum complexum 37
 Didemnum coralliforme 38
 Didemnum corium 38
 Didemnum crescente 38
 Didemnum cygnuus 38
 Didemnum delectum 38
 Didemnum dispersum 68
 Didemnum diversum 38
 Didemnum domesticum 38
 Didemnum dorotubu 45
 Didemnum effusium 38
 Didemnum elongatum 38
 Didemnum etiolum 38
 Didemnum fibriae 39
 Didemnum flavoviride 39
 Didemnum fragile 39
 Didemnum fragum 39
 Didemnum fucatum 39
 Didemnum fuscum 39
 Didemnum gottschaldi 56
 Didemnum grande 39
 Didemnum granulatum 40
 Didemnum guttatum 40
 Didemnum herba 40
 Didemnum hiopaa 40
 Didemnum inarmata 66
 Didemnum incanum 40
 Didemnum inveteratum 40
 Didemnum jedanense 40
 Didemnum jucundum 41
 Didemnum lacertosum 41
 Didemnum leopardus 41
 Didemnum levitas 41
 Didemnum lillipution 41
 Didemnum linatum 41
 Didemnum lissoclinum 41
 Didemnum macrosiphonium 41
 Didemnum madeleinae 41
 Didemnum maeandrium 58
 Didemnum makropnous 40
 Didemnum mantile 42
 Didemnum membranaceum 42
 Didemnum microthoracicum 42
 Didemnum minisculum 42
 Didemnum molle 42
 Didemnum monile 42
 Didemnum moseleyi 43
 Didemnum multispirale 43
 Didemnum mutabile 43
 Didemnum nambucciensis 43
 Didemnum nekozita 43
 Didemnum oblitum 43
 Didemnum ossium 43
 Didemnum parancium 43
 Didemnum parau 44
 Didemnum patulum 44
 Didemnum pecten 44
 Didemnum pellucidum 44
 Didemnum perplexum 44
 Didemnum plebium 44
 Didemnum poecilomorpha 44
 Didemnum precocinum 44
 Didemnum productum 46
 Didemnum proliferum 39
 Didemnum psammatode 45
 Didemnum pseudodiplosoma 69
 Didemnum ramosum 70
 Didemnum reticulatum 40
 Didemnum roberti 45
 Didemnum rota 45
 Didemnum rotnesti 120
 Didemnum savignii 70
 Didemnum scopi 45
 Didemnum sibogae 70
 Didemnum sordidum 45
 Didemnum spadix 45
 Didemnum spongioides 45
 Didemnum spumante 45
 Didemnum spumosum 46
 Didemnum stragulum 46
 Didemnum sucosum 46
 Didemnum sycon 42
 Didemnum tabulatum 46
 Didemnum tenebricosum 70
 Didemnum ternerratum 46
 Didemnum theca 46
 Didemnum timorensis 60
 Didemnum tonga 46
 Didemnum tumulatum 46
 Didemnum turritum 42
 Didemnum usitatum 47
 Didemnum uturoa 47
 Didemnum vahatuio 47
 Didemnum verdantum 47
 Didemnum vesperi 47
 Didemnum via 47
 Didemnum viride 47
 Didemnum viscosum 47
 Didemnum voeltzkowi 60
 Didemnum vulgare 47
 Didemnum yolky 37
 Didemnum (Polysyncratum) magnetae 63
 diegensis, Megalocercus 235
 digitata, Euherdmania 72, 73
 digitatum, Aplidium 96
 digonas, Sorbera 148

- diminuta, Clavelina 114
 diminuta, Pycnoclavella 114
 dioica, Oikopleura 233
 dione, Cynthia 151
 Dipleurosoma 207
 Dipleurosoma ellipticum 207
 Diplosoma 47
 Diplosoma atropunctatum 48
 Diplosoma fecundum 48
 Diplosoma ferrugineum 49
 Diplosoma lacteum 48
 Diplosoma listerianum 48
 Diplosoma macdonaldi 48
 Diplosoma mitsukurii 48
 Diplosoma okai 48
 Diplosoma pavonia 50
 Diplosoma pizoni 48
 Diplosoma pseudoleptoclinum 35
 Diplosoma rayneri 47, 48
 Diplosoma simile 49
 Diplosoma translucidum 49
 Diplosoma velatum 49
 Diplosoma versicolor 49
 Diplosoma virens 49
 Diplosoma viride 49
 Diplosomoides 35
 Diplosomoides cuculliferum 61
 Diplosomoides molle 35, 42
 Diplosomoides ostrearium 58
 Diplosomoides triangulum 60
 Diplosomoides tropicum 58
 diplozoon, Ascidia 130
 diptycha, Stolonica 182
 diptychos, Distomus 182
 directa, Polycarpa 191
 directum, Aplidium 97
 discogona, Molgula 154
 discoides, Polysyncraton 61
 discolor, Polycitor 87
 discrepans, Leptoclinum 67
 discrepans, Trididemnum 67
 dispar, Ascidia 128
 dispar, Ritterella 117
 dispar, Fritillaria 227
 dispersum, Didemnum 68
 dispersum, Trididemnum 68
 distans, Microcosmus 161
 Distaplia 76
 Distaplia australiensis 76
 Distaplia cuscina 76
 Distaplia cuspidis 77
 Distaplia dubia 76
 Distaplia fasmeriana 79
 Distaplia florida 77
 Distaplia imaii 77
 Distaplia japonica 76
 Distaplia magnilarva 76
 Distaplia mikropnoa 77
 Distaplia muriella 77
 Distaplia pallida 77
 Distaplia prolifera 77
 Distaplia racemosa 77
 Distaplia regina 77
 Distaplia retinaculata 78
 Distaplia styliifera 74, 78
 Distaplia tokioka 78
 Distaplia tokiokai 78
 Distaplia turboensis 78
 Distaplia violetta 78
 Distaplia viridis 78
 Distaplia yezoensis 76
 distaplum, Aplidium 97
 distincta, Paracynthia 164
 Distoma 86
 Distoma deerrata 78
 Distoma dellachiajei 85
 Distoma glareosa 90
 Distoma laysani 88
 Distoma parva 89
 Distoma rubrum 86, 87
 distomoides, Amaroucium 79
 distomoides, Hypsistozoa 79
 Distomus diptychos 182
 diversa, Molgula 152
 diversum, Didemnum 38
 diversum, Lissoclinum 57
 divisa, Ascidia 130
 doderleini, Polycarpa 194
 dohrni, Corella 135
 dolichosoma, Salpa 212
 Doliioletta 204
 Doliioletta gegenbauri 204
 Doliolum 204
 Doliolum denticulatum 203, 204
 Doliolum gegenbauri 204
 Doliolum tritonis 204
 domesticum, Didemnum 38
 donnani, Ascidia 130
 dorotubu, Didemnum 45
 dorsalis, Ascidia 129
 draschii, Cystodytes 85
 draschii, Microcosmus 160
 draschii, Pyura gibbosa 166
 draschii, Pyura pachydermatina 166
 dromide, Polysyncraton 62
 dubia, Distaplia 76
 dubium, Leptobotrylloides 76
 dubium, Polysyncraton 52
 dubius kingi, Leptoclinides 53
 dubius, Leptoclinides 52
 Dubreuillia 217
 Dubreuillia cirrhosa 217, 218
 dumosa, Cynthia 158
 dumosa, Halocynthia 158
 Dumus 116
 Dumus areniferus 116
 dupplicata, Stolonica 182
 dura, Goodsiria 179

- durabile, *Lissoclinum* 57
 durum, *Synoicum* 106
 durus, *Cystodites* 85
 durus, *Leptoclinides* 52

 eboreum, *Eudistoma* 88
 echinatum, *Polysyncraton* 61
Echinoclinum 55
Echinoclinum pacificense 58
Echinoclinum philippinense 60
Echinoclinum verrilli 55
 echinus, *Leptoclinides* 52
Ecteinascidia 138
Ecteinascidia aequale 139
Ecteinascidia crassa 29
Ecteinascidia diaphanis 138
Ecteinascidia flora 139
Ecteinascidia formosana 141
Ecteinascidia fusca 29
Ecteinascidia hataii 138
Ecteinascidia imperfecta 139
Ecteinascidia koumaci 138, 139
Ecteinascidia maxima 139
Ecteinascidia multiclathrata 141
Ecteinascidia ndouae 139
Ecteinascidia nexa 139
Ecteinascidia remanea 139
Ecteinascidia rubricollis 138, 139
Ecteinascidia sluiteri 140
Ecteinascidia thurstoni 140
Ecteinascidia tokaraensis 139
Ecteinascidia turbinata 138
Ecteinascidia vitta 140
Ecteinascidia (Rhopalopsis) solida 29
Ectorchis 159
 edwardsi, *Ciona (Pleurociona)* 22
 effusium, *Didemnum* 38
 elata, *Polycarpa* 189, 198
 elatum, *Aplidium* 97
 elegans, *Dendroclavella* 24
 elegans, *Fragarium* 95
 elegans, *Pyrosoma* 207
 elliptica, *Ascidia* 131
 ellipticum, *Dipleurosoma* 207
 ellistoni, *Molgula* 152
 ellistoni, *Placentela* 108
 elongata, *Amphicarpa* 183
 elongata, *Botryllocarpa* 178
 elongata, *Colella* 88
 elongata, *Plurella* 142, 143
 elongata, *Pycnoclavella* 114
 elongata, *Pyura* 165
 elongata, *Salpa* 213
 elongatum, *Didemnum* 38
 elongatum, *Eudistoma* 88
 emergens, *Polycitor* 91
 empheres, *Ascidia* 128
 erectum, *Synoicum* 105
 erinaceus, *Leptoclinides* 52

 espevaerense, *Sarcobotrylloides* 174
 esther, *Styela* 186
Eteinascidia hornelli 139
 etheridgii, *Styela* 188
 etiolum, *Didemnum* 38
Euclavella 113
Euclavella claviformis 113
Eucoelium 86
Eucoelium coronarium 86
Eucoelium hospitium 86
Eucoelium orientalis 86
Eudistoma 83, 86
Eudistoma amplum 87
Eudistoma anaematum 87
Eudistoma angolanum 87
Eudistoma aureum 87
Eudistoma bulbatum 87
Eudistoma carnosum 87
Eudistoma constrictum 87
Eudistoma eboreum 88
Eudistoma elongatum 88
Eudistoma fantasiana 80
Eudistoma gilboviride 88
Eudistoma glaucum 88
Eudistoma globosum 88
Eudistoma gracilum 88
Eudistoma incubitum 88
Eudistoma laysani 88
Eudistoma maculosum 89
Eudistoma malum 89
Eudistoma microlarvum 89
Eudistoma muscosum 90
Eudistoma ovatum 89
Eudistoma pratulum 89
Eudistoma purpureum 89
Eudistoma pyriforme 89
Eudistoma reginum 89
Eudistoma rigida 88
Eudistoma sabulosum 90
Eudistoma sluiteri 90
Eudistoma snakabri 87
Eudistoma superlatum 90
Eudistoma tigrum 90
Eudistoma tumidum 90
Eudistoma viridis 81
Eudistoma vulgare 89
 (*Eudistoma*) *paesslerioides angolanum*,
 Polycitor 87
Eugyra 150
Eugyra flabelligona 155
Eugyra mammillata 150
Eugyra millimetra 150
Eugyra molguloides 150
Eugyra moretonensis 150
eugyriodes, *Molgula* 152
Eugyrioides 150
Eugyrioides dalli 154
Eugyriopsis 151
Eugyropsis intermedia 151

- Euherdmania 73
 Euherdmania australis 108
 Euherdmania dentatosiphonis 73
 Euherdmania digitata 72, 73
 Euherdmania translucida 73
EUHERDMANIIDAE 72
 eumyota, Corella 135
 eunuchus, Hexacrobylus 147
 Euritteria 152
 Eurycerus pellucidus 224, 227
 Eusynstyela 179
 Eusynstyela grandis 179
 Eusynstyela latericius 179
 (Eusynstyela) imthurni, Gynandrocarpa 179
 eversum, Atriolum 34
 exasperatus australis, Microcosmus 163
 exasperatus, Microcosmus 161, 162
 excelsior, Pyrosoma 208
 exigua, Molgula 154
 exigua, Pareugyrioides 154
 exigua, Polyzoa 181
 exigua, Styela 198
 exiguus, Leptoclinides 52
 Exostoma 92
 expansa, Ascidia 131
- faciformis, Nephtheis 27
 faeroensis, Leptoclinides 50
 fantasiana, Eudistoma 80
 fantasiana, Sigillina 80
 farrago, Trididemnum 68
 fascicularis, Ciona 22
 fascicularis, Nephtheis 27
 fascicularis, Oxycorynia 27
 fasmeriana, Distaplia 79
 fecunda, Clavelina 23, 25
 fecunda, Podoclavella 25
 fecundum, Diplosoma 48
 femoralis, Salpa 214
 ferrugeum, Diplosoma 49
 ferruginea, Salpa 214
 fertilis, Fritillaria 227
 fertilis, Tectillaria 227
 fibriae, Didemnum 39
 fibrosa, Glandula 189
 ficus, Caesira 152
 ficus, Molgula 152
 filiforme, Aplidium 97
 fimbriae, Herdmania 160
 fimbriatum, Leptoclinum 120
 firmus, Botrylloides 173
 firmus, Botryllus 173
 fissa, Cnemidocarpa 186
 fissa, Cynthia 165
 fissa, Pyura 165
 flabelligona, Eugyra 155
 flabellum, Vexillaria 232, 233
 flagellifera, Salpa democratica 218
- flammeum, Polysyncraton 62
 flava, Polycarpa 191
 flavoviride, Didemnum 39
 flavum, Parascidia 95
 floccosa, Cnemidocarpa 186
 floccosa, Styela 186
 flora, Ecteinascidia 139
 florida, Distaplia 77
 floridana, Cyclosalpa 211
 floridana, Salpa 211
 fluorescum, Aplidium 97
 flynni, Halocynthia 199
 foliorum, Aplidium 99
 forbesi, Molgula 152
 Forbesia 163
 formica, Fritillaria 226
 formosa, Hartmeyeria 159
 formosana, Ecteinascidia 141
 forskalii, Salpa 216
 Fragarium 95
 Fragarium elegans 95
 fragile, Didemnum 39
 fragile, Didemnum 39
 fragile, Psammaplidium 100
 fragum, Didemnum 39
 fraudax, Fritillaria 226
 fristedti, Polycarpa 194
 Fritillaria 224
 Fritillaria abjornseni 226
 Fritillaria amygala 226
 Fritillaria angularis 225
 Fritillaria artus 225
 Fritillaria bicornis 227
 Fritillaria borealis 224
 Fritillaria borealis allongata 225
 Fritillaria borealis crassa 226
 Fritillaria borealis intermedia 225
 Fritillaria borealis mediterranea 225
 Fritillaria borealis sargassi 225
 Fritillaria brevicollis 225
 Fritillaria campila 226
 Fritillaria claudaria 225
 Fritillaria clava 225
 Fritillaria diafana 225
 Fritillaria disparia 227
 Fritillaria fertilis 227
 Fritillaria formica 226
 Fritillaria fraudax 226
 Fritillaria gigas 225
 Fritillaria haplostoma 226
 Fritillaria inverta 227
 Fritillaria juncea 225
 Fritillaria lohmanni 226
 Fritillaria macrotrachela 227
 Fritillaria megachile 226
 Fritillaria nitida 225
 Fritillaria pellucida 227
 Fritillaria plana 225
 Fritillaria pulchrituda 225

- Fritillaria ritteri* 225
Fritillaria sargassi 225
Fritillaria tacita 226
Fritillaria tenebra 225
Fritillaria tereta 226
Fritillaria trigonis 225
Fritillaria velocita 225
Fritillaria venusta 227
FRITILLARIIDAE 224
frustus, *Leptoclinides* 52
fucatum, *Didemnum* 39
fulgens, *Leptoclinum* 35
fulgurale, *Botrylloides* 174
fungiforme, *Polydistoma* 79
fungiformis, *Leptoclinides* 53
fungiformis, *Polycarpa* 191
fungosum, *Polyclinum* 102
fusca, *Ecteinascidia* 29
fuscum, *Didemnum* 39
fuscum, *Hypurgon* 45
fuscum, *Polyclinum* 120
fuscus, *Meristocarpus* 151
fusiformis, *Oikopleura* 233
fusiformis, *Salpa* 215

galaxum, *Polysyncrator* 62
galei, *Macroclinum hypurgon* 105
galei, *Synoicum* 105
Gamaster 150
Gamaster dakarensis 150
gangelion, *Cynthia* 165
gangelion, *Pyura* 165
Gasterascidia 147
Gasterascidia sandersi 147
gastrolineatum, *Aplidium* 97
gegenbauri, *Dolioletta* 204
gegenbauri, *Doliolum* 204
gelasinum, *Aplidium* 97
gelatinosa, *Polycitor* 91
gelatinosum, *Leptoclinum* 48
geminatum, *Aplidium* 98
gemma, *Ascidia* 128
gemmeus, *Botryllus* 176
gibba, *Salpa* 214
gibbosa draschii, *Pyura* 166
gibbosa gibbosa, *Pyura* 166
gibbosa, *Cynthia* 166
gibbosa, *Pyura* 166
gibbosa, *Pyura gibbosa* 166
gigantea, *Ascopera* 151
gigantea, *Atopogaster* 104
giganteum, *Polycitor* 91
giganteum, *Polyclinum* 91
giganteum, *Pyrosoma* 207
giganteus, *Polycitor* 91
gigas, *Fritillaria* 225
gigas, *Tetradidemnum* 35
gilboviride, *Eudistoma* 88
gilboviridis, *Polycitor* 88

glabra, *Ascidia* 128
glabrum, *Polyclinum* 102
glaciata, *Agnesia* 124
glaciata, *Agnezia* 122, 24
Glandula 189
Glandula fibrosa 189
glareosa, *Distoma* 90
glaucum, *Eudistoma* 88
glaucum, *Polysyncrator* 62
glaucus, *Polycitor* 88
glauerti, *Atrioolum* 34
glauerti, *Leptoclinides* 34
globosum, *Eudistoma* 88
globosum, *Polyclinum* 91
Glossophorum 101
glutinans, *Cynthia* 150
goanus, *Microcosmus* 162
godeffroyi, *Molgula* 153
godeffroyi, *Tethyum (Styela)* 187
Goniocarpa 196
Goodsiria 181
Goodsiria coccinea 181
Goodsiria dura 179
Goodsiria lapidosa 180
gottschaldi, *Didemnum* 56
gouldii, *Botryllus* 176
gracilis, *Botryllus* 177
gracilum, *Eudistoma* 88
gracilum, *Pseudodistoma* 111
grande, *Didemnum* 39
grande, *Leptoclinum albidum* 39
grandis, *Cynthia* 160
grandis, *Eusynstyela* 179
grandis, *Herdmania* 160
grandissima, *Sigillina* 80
grandistellus, *Leptoclinides* 53
granosa, *Ascidia* 143
granosa, *Microgastra* 143
granulatum, *Didemnum* 40
gregaria, *Dendrodoa* 185
griffithsi, *Cystingia* 151
griseum, *Aplidium* 98
grisiatum, *Aplidium* 98
guttata, *Chorizocarpa* 178
guttatum, *Didemnum* 40
Gymnocystis 151
Gynandrocampa latericius 179
Gynandrocampa purpurea 178
Gynandrocampa quadricornulis 184
Gynandrocampa systematica 178
Gynandrocampa (Eusynstyela) imthurni 179
gyrosa, *Styela* 197

haemisphaerium, *Microcosmus* 162
Halocynthia 158
Halocynthia dumosa 158
Halocynthia flynni 199
Halocynthia jokoboja 167
Halocynthia michaelsoni 167

- Halocynthia papillosa* 159
Halocynthia sansibarica 165
Halocynthia vanhoeffeni 168
Haplopleura 232
haplostoma, *Fritillaria* 226
hapu, *Cystodytes* 86
hartmeyeri, *Polycarpa* 191
Hartmeyeria 159
Hartmeyeria formosa 159
Hartmeyeria triangularis 159
hartogi, *Cnemidocarpa* 186
hataii, *Ecteinascidia* 138
Helicosalpa 212
Helicosalpa virgula 212
helleri, *Microcosmus* 162
hensenii, *Salpa* 219
herba, *Didemnum* 40
herculea, *Salpa* 219
herdmani, *Corellascidia* 135, 136
herdmani, *Culeolus* 158
herdmani, *Microcosmus* 168
herdmani, *Molgula* 153
herdmani, *Perophoropsis* 138
Herdmania 160
Herdmania armata 160
Herdmania claviformis 73
Herdmania contorta 160
Herdmania fimbriata 160
Herdmania grandis 160
Herdmania mentula 160
Herdmania momus 160
Herdmania momus curvata 160
Herdmania pallida 161
herdmania, *Ritterella* 117
Heterotrema 95
Heterotrema sarasinorum 95
HEXACROBYLIDAE 146
Hexacrobylus 147
Hexacrobylus arcticus 147
Hexacrobylus eunuchus 147
Hexacrobylus indicus 147
Hexacrobylus psammatodes 147
Hexadactylus 147
Hexadactylus longitestis 147
Hexadactylus millari 147
Hexadactylus seeligeri 147
hexagona, *Metcalfina* 214
hexagona, *Salpa* 214
himeboja, *Agnesia* 124
hiopaa, *Didemnum* 40
hispida, *Cynthia* 158
histris, *Hyalocynthia* 164, 167
Holothurium zonarium 216
Holozoa 76
Holozoa cylindrica 76
HOLOZOIDAE 74
Homoeodistoma omasum 108
hornelli, *Ecteinascidia* 139
hospitiolum, *Eucoelium* 86
humilis, *Asterocarpa* 185
humilis, *Styela* 185
hupferi, *Caesira* 159
hutchisoni, *Perophora* 140
huxleyi, *Megalocercus* 232
huxleyi, *Oikopleura* 232
huxleyi, *Pera* 135, 136
Hyalocynthia 164
Hyalocynthia histris 164, 167
Hyperiodistoma 79
Hypodistoma 78
Hypodistoma deerratum 78
Hypodistoma mirabile 78
Hypsistozoa 79
Hypsistozoa distomoides 79
Hypurgon 35
Hypurgon fuscum 45
hypurgon galei, *Macroclinum* 105
Hypurgon skeati 35, 45

ianthina, *Salix* 92
ianthinus, *Polycitor* 92
Iasis 213, 216
Iasis cylindrica 213
Ihlea 213
Ihlea magalhanica 213
imaii, *Distaplia* 77
imperfecta, *Ecteinascidia* 139
imperfectus, *Askonides* 53
imperfectus, *Leptoclinides* 53
imthurni, *Gynandrocarpa (Eusynstyela)* 179
inarmata, *Didemnum* 66
incanum, *Didemnum* 40
incanum, *Leptoclinum* 40
incerta, *Ascidia* 130
incerta, *Colella* 81
incidata, *Molgula* 153
inconspicua, *Molgula* 198
incrustans, *Psammaplidium* 100
incrustatum, *Polyclinum* 102
incrustatum, *Polyclinum neptunium* 102
incubatum, *Aplidium* 98
incubatum, *Eudistoma* 88
indica, *Ciona* 29
indica, *Metandrocarpa* 179
indicus, *Asajirus* 147
indicus, *Hexacrobylus* 147
inermum, *Trididemnum* 70
inflatum, *Pseudodistoma* 111
inflouescens, *Aplidium* 98
infundibulum, *Polysyncraton* 62
insigne, *Botrylloides* 174
intercedens, *Morchellium* 105
intercedens, *Synoicum* 105
intermedia, *Ctenyura* 157
intermedia, *Eugyropsis* 151
intermedia, *Fritillaria borealis* 225
intermedia, *Oikopleura* 234
intestinalis, *Ascidia* 21

- intestinalis, *Ciona* 20, 21
 intestinata, *Cnemidocarpa* 186
 intestinata, *Polycarpa* 193
 intonata, *Polycarpa* 191
 inverta, *Fritillaria* 227
 investum, *Synoicum* 101
 inveteratum, *Didemnum* 40
 irene, *Cnemidocarpa* 186
 irene, *Styela* 186
 irma, *Cnemidocarpa* 186
 irregularis, *Cynthia* 166
 irregularis, *Pyura* 166
 isobella, *Pyura* 166
 iwayamae, *Polycarpa* 189

 jacatrensis, *Cynthia* 164
 jacksoni, *Aplidium* 98
 jacksoniana, *Polycarpa* 199
 jacksonianum, *Sarcobotrylloides* 174
 janis, *Molgula* 154
 japonica, *Cynthia* 167
 japonica, *Distaplia* 76
 japonicus, *Myxobotrus* 175
 jedanense, *Didemnum* 40
 joannae, *Styela* 185
 jokoboja, *Halocynthia* 167
 jolense, *Didemnopsis* 68
 jucundum, *Didemnum* 41
 jugosum, *Leptoclinium* 62
 jugosum, *Polysyncraton* 62
 julinea, *Phallusia* 132
Julinia 76
Julinia australis 76
 julinii, *Microcosmus* 160
 juncea, *Fritillaria* 225

 kapala, *Polycarpa* 191
Katatropa 196
Katatropa vancouverensis 196
 kingi, *Leptoclinides* 53
 kingi, *Leptoclinides dubius* 53
 koumaci, *Ecteinascidia* 138, 139
Kowalevskia 228
Kowalevskia tenuis 228
KOWALEVSKIIDAE 228
 krausei, *Agnesia* 124
 kreagra, *Ascidia* 128
 kurilensis, *Vannamea* 196

 lacertosum, *Didemnum* 41
 lacteum, *Diplosoma* 48
 laevissima, *Cynthia* 198
 laneum, *Lissoclinium* 57
 lapidosa, *Ascidia* 143
 lapidosa, *Goodsiria* 180
 lapidosa, *Polyandrocarpa* 180
 lapidosum, *Trididemnum* 68
 latericius, *Eusynstyela* 179
 latericius, *Gynandrocarpa* 179

 latesiphonica, *Ascidia* 128
 latusexitus, *Aplidium* 101
 laysani, *Distoma* 88
 laysani, *Eudistoma* 88
 leachii, *Botrylloides* 173
 leachii, *Botryllus* 173
 leeuwinia, *Pyura* 168
 legalli, *Cnemidocarpa* 186
 lenticulum, *Aplidium* 98
 leopardus, *Didemnum* 41
 lepadiformis, *Ascidia* 24
Leptobotrylloides 76, 175
Leptobotrylloides dubium 76
Leptoclinides 50
Leptoclinides aciculus 50
Leptoclinides albamaculatus 50
Leptoclinides brandi 50
Leptoclinides caelestis 50
Leptoclinides carduus 50
Leptoclinides cavernosus 51
Leptoclinides coelenteratus 51
Leptoclinides comitus 51
Leptoclinides compactus 51
Leptoclinides complexus 51
Leptoclinides confirmatus 51
Leptoclinides constellatus 51
Leptoclinides cucurbitus 51
Leptoclinides cuspidatus 51
Leptoclinides decoratus 52
Leptoclinides dubius 52
Leptoclinides dubius kingi 53
Leptoclinides durus 52
Leptoclinides echinus 52
Leptoclinides erinaceus 52
Leptoclinides exiguus 52
Leptoclinides faeroensis 50
Leptoclinides frustus 52
Leptoclinides fungiformis 53
Leptoclinides glauerti 34
Leptoclinides grandistellus 53
Leptoclinides imperfectus 53
Leptoclinides kingi 53
Leptoclinides levitatus 53
Leptoclinides lissus 53
Leptoclinides longicollis 53
Leptoclinides maculatus 53
Leptoclinides magnistellus 53
Leptoclinides minimus 54
Leptoclinides multilobata 54
Leptoclinides multilobatus 54
Leptoclinides oscitans 51, 54
Leptoclinides placidus 54
Leptoclinides prunus 54
Leptoclinides pulvinus 54
Leptoclinides rigidus 54
Leptoclinides rufus 54
Leptoclinides seminudus 54
Leptoclinides sulawesi 54
Leptoclinides tuberculatus 55

- Leptoclinides umbrosus 55
 Leptoclinides variegatus 55
 Leptoclinides volvus 55
 Leptoclinum 35
 Leptoclinum albidum grande 39
 Leptoclinum calificiforme 49
 Leptoclinum cretaceum 37
 Leptoclinum discrepans 67
 Leptoclinum fimbriatum 120
 Leptoclinum fulgens 35
 Leptoclinum gelatinosum 48
 Leptoclinum incanum 40
 Leptoclinum jugosum 62
 Leptoclinum listerianum 48
 Leptoclinum macrolobium 48
 Leptoclinum marmoratum 68
 Leptoclinum midori 49
 Leptoclinum moseleyi 43
 Leptoclinum patulum 44
 Leptoclinum perspicuum 49
 Leptoclinum psammatoide 45
 Leptoclinum simile 49
 Leptoclinum translucidum 49
 Leptoclinum varium 49
 Leptoclinum virens 49
 Leptoclinum viride 47
 leptum, Botrylloides 174
 lessoni, Synclavella 24
 leucophaeus, Chorizocormus 178
 levitas, Didemnum 41
 levitatus, Leptoclinides 53
 levitum, Lissoclinum 57
 liberata, Ascidia 128
 liliium, Atriolum 35
 lillipution, Didemnum 41
 limosa, Ascidia 130
 limosum, Lissoclinum 57
 linatum, Didemnum 41
 linere, Polysyncraton 62
 Lioclinum 47
 Lissamaroucium 104
 Lissamaroucium magnum 104
 Lissoclinum 55
 Lissoclinum agriculum 55
 Lissoclinum aureum 55
 Lissoclinum badium 56
 Lissoclinum bistratum 56
 Lissoclinum caliginosum 56
 Lissoclinum calycis 56
 Lissoclinum clavatum 56
 Lissoclinum coactum 56
 Lissoclinum concavum 57, 58
 Lissoclinum conchylium 57
 Lissoclinum diversum 57
 Lissoclinum durable 57
 Lissoclinum laneum 57
 Lissoclinum levitum 57
 Lissoclinum limosum 57
 Lissoclinum maculatum 57
 Lissoclinum multifidum 57
 Lissoclinum nebulosum 58
 Lissoclinum ostrearium 58
 Lissoclinum pacificense 58
 Lissoclinum patella 58
 Lissoclinum pulvinum 56
 Lissoclinum punctatum 59
 Lissoclinum reginum 59
 Lissoclinum roseum 59
 Lissoclinum scopulosum 59
 Lissoclinum sente 59
 Lissoclinum spongium 59
 Lissoclinum stellatum 59
 Lissoclinum taratara 59
 Lissoclinum tasmanense 59
 Lissoclinum tenerum 66
 Lissoclinum timorense 60
 Lissoclinum triangulum 60
 Lissoclinum variabile 60
 lissoclinum, Didemnum 41
 lissus, Leptoclinides 53
 listeri, Perophora 140
 listerianum, Diplosoma 48
 listerianum, Leptoclinum 48
 Lithonephyra 151
 littoralis, Culeolus 166
 littoralis, Pyura 166
 lobata, Cnemidocarpa 187
 lobata, Styela 187
 lobatum, Aplidium 95
 lobatum, Psammaplidium 100
 lodix, Aplidium 98
 lodix, Polysyncraton 62
 lohmanni, Fritillaria 226
 longata, Cnemidocarpa 187
 longata, Styela 187
 longicauda, Appendicularia 232, 234
 longicauda, Oikopleura 234
 longicauda, Salpa 218
 longicauda, Thalia 218
 longicaulis, Perophora 141
 longicollis, Leptoclinides 53
 longiformis, Polycarpa 192
 longisiphonica, Polycarpa 194
 longistriatum, Synoicum 105
 longitestis, Hexadactylus 147
 longithorax, Aplidium 98
 longitube, Polydistoma 79
 longitubis, Phallusia 130
 longitubis, Polycitor 79
 longitubis, Polysyncraton 62
 longivascula, Molgula 153
 lovenii, Ascidia 196
 lucilla, Polycarpa 191
 lunacratum, Aplidium 98
 luteum, Polysyncraton 63
 macdonaldi, Chondrostachys 24, 25
 macdonaldi, Diplosoma 48

- Macreteron 95
 Macreteron ritteri 95
 Macroclinum 103
 Macroclinum arenaceum 104
 Macroclinum crater 103
 Macroclinum hypurgon galei 105
 Macroclinum macroglossum 105
 Macroclinum papilliferum 105
 macroglossum, Macroclinum 105
 macroglossum, Synoicum 105
 macrolobatum, Aplidium 99
 macrolobium, Leptoclinum 48
 macrophyllum, Polyclinum 103
 macrosiphonium, Didemnum 41
 macrothorax, Rhopalaea 29
 macrotrachela, Fritillaria 227
 maculatum, Lissoclinum 57
 maculatus, Leptoclinides 53
 maculosum, Eudistoma 89
 madagascariensis, Microcosmus 162
 madagascariensis, Pandocia (Polycarpa) 193
 madeleineae, Didemnum 41
 maeandrium, Didemnum 58
 magalhaensis, Paessleria 86
 magalhanica, Ihlea 213
 magalhanica, Salpa 213
 magnetae, Didemnum (Polysyncratum) 63
 magnetae, Polysyncraton 63
 magnicoecum, Botrylloides nigrum 173
 magnilarva, Distaplia 76
 magnilarvum, Aplidium 99
 magnistellus, Leptoclinides 53
 magnum, Lissamaroucium 104
 magnum, Oikopleura 234
 magnum, Stegosoma 234
 makropnous, Didemnum 40
 malaca australiensis, Ascidia 128
 malayensis, Nephtheis 27
 malmii, Oikopleura 233
 malum, Eudistoma 89
 malvinensis, Molgula 153
 mammiculata, Styela 197
 mammillata, Aplidiopsis 95
 mammillata, Ascidia 131
 mammillata, Eugyra 150
 mammillatum, Neodistoma 79
 manaarensis, Microcosmus 162
 manhattensis, Ascidea 153
 manhattensis, Molgula 153
 mantle, Didemnum 42
 mariae, Polycitorella 86
 marinense, Atriolum 35
 marionis, Botryllus 176
 marmoratum, Leptoclinum 68
 marmoratum, Trididemnum 68
 marquesana, Plurascidia 132, 133
 marquesana, Styela 196
 marshi, Atapozoa 80
 marshii, Atapozoa 80
 marsupiale, Polyclinum 102
 martensii, Molgula 153
 masuii, Pyura 167
 maxima, Ecteinascidia 139
 maxima, Salpa 215, 216
 meandratum, Polysyncraton 63
 mediterranea, Fritillaria borealis 225
 medusa, Molgula 152
 megachile, Fritillaria 226
 Megalocercus 232
 Megalocercus abyssorum 232
 Megalocercus diegensis 235
 Megalocercus huxleyi 232
 megastoma, Oikopleura 232
 membranaceum, Didemnum 42
 membranosa, Ascidia 21
 mentula, Ascidia 127
 mentula, Herdmania 160
 meridiana, Amphicarpa 182
 meridionalis, Clavelina 25
 meridionalis, Podoclavella 25
 Meristocarpus 151
 Meristocarpus fuscus 151
 Metandrocarpa 179
 Metandrocarpa agitata 179
 Metandrocarpa indica 179
 Metandrocarpa miniscula 179
 Metandrocarpa thilenii 179
 Metcalfina 214
 Metcalfina hexagona 214
 Metrocarpa 173
 michaelsoni, Chorizocarpa 178
 michaelsoni, Halocynthia 167
 michaelsoni, Synstyela 178
 Michaelsonia 179
 Michaelsonia tinctoria 179
 Microcosmus 161
 Microcosmus acanthifera 159
 Microcosmus agglutinans 162
 Microcosmus australis 161
 Microcosmus biconvolutus 162
 Microcosmus bitunicatus 161
 Microcosmus claudicans squamiger 163
 Microcosmus coalitus 168
 Microcosmus curvus 161
 Microcosmus distans 161
 Microcosmus draschii 160
 Microcosmus exasperatus 161, 162
 Microcosmus exasperatus australis 163
 Microcosmus goanus 162
 Microcosmus haemisphaerium 162
 Microcosmus helleri 162
 Microcosmus herdmani 168
 Microcosmus julinii 160
 Microcosmus madagascariensis 162
 Microcosmus manaarensis 162
 Microcosmus miniatus 162
 Microcosmus nicholli 163
 Microcosmus pacificus 163

- Microcosmus planus 162
 Microcosmus propinquus 163
 Microcosmus pupa 163
 Microcosmus ramsayi 161
 Microcosmus squamiger 163
 Microcosmus stolonifera 163
 Microcosmus stoloniferus 163
 Microcosmus tuberculatus 163
 Microcosmus variegatus 162
 Microgastra 143
 Microgastra granosa 143
 microlarvum, Eudistoma 89
 microstoma, Oikopleura 234
 microstoma, Salpa 217
 microthoracicum, Didemnum 42
 midori, Leptoclinum 49
 migrans, Arenadiplosoma 48
 mikreuterica, Ascidia 143
 mikropnoa, Distaplia 77
 millari, Hexadactylus 147
 millari, Phallusia 132
 millepore, Polysyncraton 63
 millimetra, Eugyra 150
 miniastrum, Polysyncraton 63
 miniatum, Trididemnum 68
 miniatus, Botryllus 177
 miniatus, Microcosmus 162
 minimus, Leptoclinides 54
 miniscula, Metandrocarpa 179
 minisculum, Aplidium 99
 minisculum, Didemnum 42
 minuta, Ascidia 131
 minuta, Molgula 152
 minutus, Botryllus 176
 mirabile, Hypodistoma 78
 mirabilis, Atapozoa 78
 mirabilis, Clavelina 26
 mirabilis, Cyathocormus 81
 misakiense, Sarcodidemnoidea 35
 mitrateton, Oikomikron 233
 mitrateton, Oikomikron 232
 mitsukurii, Diplosoma 48
 mjobergi, Sigillina 80
 modificata, Perophora 141
 moebii, Polycarpa 195
 moebiusi, Colella 79
 Molgula 151
 Molgula ampulloides 151
 Molgula appendiculata 151
 Molgula arenosa 150
 Molgula batemani 153
 Molgula bathamae 153
 Molgula calvata 152
 Molgula complanata 151
 Molgula discogona 154
 Molgula diversa 152
 Molgula ellistoni 152
 Molgula eugyrioides 152
 Molgula exigua 154
 Molgula ficus 152
 Molgula forbesi 152
 Molgula godeffroyi 153
 Molgula herdmani 153
 Molgula incidata 153
 Molgula inconspicua 198
 Molgula janis 154
 Molgula longivascula 153
 Molgula malvinensis 153
 Molgula manhattensis 153
 Molgula martensii 153
 Molgula medusa 152
 Molgula minuta 152
 Molgula mollis 153, 154
 Molgula mortenseni 154
 Molgula mortoni 153
 Molgula nodosa 154
 Molgula oculata 151
 Molgula recumbens 198
 Molgula reducta 152
 Molgula rima 154
 Molgula sabulosa 149, 154
 Molgula sordida 153
 Molgula sphaera 154
 Molgula spiralis 153
 Molgula sydneyensis 153, 154
MOLGULIDAE 149
 Molgulidium 151
 Molgulina 152
 molguloides, Cynthia 166
 molguloides, Eugyra 150
 molguloides, Polycarpa 192
 molguloides, Pyura 166
 molle, Didemnum 42
 molle, Diplosomoides 35, 42
 mollis, Molgula 153, 154
 mollis, Polycitor 90
 moluccensis, Clavelina 26
 moluccensis, Podoclavella 26
 momus curvata, Herdmania 160
 momus, Cynthia 160
 momus, Herdmania 160
 Monandrocarpa 188
 Monandrocarpa plana 188
 Monandrocarpa tritonis 188
 monile, Didemnum 42
 Monniotus 108
 Monniotus australis 107, 108
 Monniotus radiatus 108
 Monniotus ramosus 108
 Monoandrocarpa 188
 Monoandrocarpa plana 188
 Monobotryllus 181
 Monobotryllus violacea 181
 Monobotryllus violaceus 181
 montanum, Polysyncraton 63
 Morchellium 101
 Morchellium albidum 101
 Morchellium intercedens 105

- Morchellium pannosum* 101
moretonensis, *Eugyra* 150
morio, *Botryllus* 176
mortenseni, *Ctenicella* 154
mortenseni, *Molgula* 154
mortoni, *Molgula* 153
moseleyi, *Didemnum* 43
moseleyi, *Leptoclinum* 43
mucronata, *Salpa* 217
multiclathrata, *Ecteinascidia* 141
multiclathrata, *Perophora* 141
multifidum, *Lissoclinum* 57
multiforme, *Polysyncraton* 63
multilineatum, *Aplidium* 99
multilobata, *Leptoclinides* 54
multilobatus, *Leptoclinides* 54
multiplicatum, *Aplidium* 99
multiradicata, *Cynthia* 168
multispirale, *Didemnum* 43
multistigmata, *Perophora* 141
multistigmata, *Ritterella* 117
multitentaculata, *Salpa* 219
multitentaculata, *Traustedia* 219
munda, *Ascidia* 129
muriella, *Distaplia* 77
murrayi, *Collela* 82
murrayi, *Culeolus* 158
murrayi, *Stomozoa* 119
murrayi, *Sycozoa* 82
muscosum, *Eudistoma* 90
mutabile, *Didemnum* 43
mutilans, *Polycarpa* 193
Myxobotrus 175
Myxobotrus japonicus 175
- nambucciensis*, *Didemnum* 43
namei, *Perophora* 141
nana, *Ascopera* 153
navicula, *Pyura* 166
ndouae, *Ecteinascidia* 139
neapolitana, *Archiascidia* 113
neapolitana, *Rhopalaea* 29
nebulosa, *Polycarpa* 198
nebulosum, *Lissoclinum* 58
nekozita, *Didemnum* 43
nemorus, *Parabotryllus* 175, 177
Neodistoma 79
Neodistoma mammillatum 79
Nephtheis 26
Nephtheis centripetens 27
Nephtheis faciformis 27
Nephtheis fascicularis 27
Nephtheis malayensis 27
neptunium incrustatum, *Polyclinum* 102
nerea, *Ascidia* 129
nexa, *Ecteinascidia* 139
nichollii, *Microcosmus* 163
nigra, *Clavelina* 26
nigra, *Phallusia* 131
nigra, *Sigillina* 80
nigricans, *Polycarpa* 192
nigrum magnicoecum, *Botrylloides* 173
nigrum, *Polyclinum* 80
nitida, *Fritillaria* 225
nitida, *Salpa* 217
niveum, *Polysyncraton* 63
nobile, *Trididemnum* 68
nodosa, *Molgula* 154
nodosa, *Polyzoa* 181
nodula, *Amphicarpa* 183
nodula, *Clavelina* 114
nodula, *Stolonica* 183
normanni, *Ascidia* 131
nota, *Polycarpa* 192
novarae, *Corella* 135
nubilum, *Trididemnum* 69
nubilus, *Polycitor* 91
nudum, *Polyclinum* 102
nutricola, *Clitellum* 35
nutricula, *Clitella* 35
nutricula, *Clitellum* 35
nutrix, *Styela* 189
- obeliscum*, *Polycitor* 91
obeliscus, *Polycitor* 91
obesa, *Ascidia (Pachychlaena)* 132
obesa, *Phallusia* 132
obesa, *Pyura* 165
obliqua, *Ascidia* 127
oblitum, *Didemnum* 43
oblonga, *Ascidia (Pachychlaena)* 131, 132
oblonga, *Clavelina* 24
obscura, *Polycarpa* 192
obscurum, *Synoicum* 105
occidentalis, *Ascidia* 129
oceania, *Symplegma* 184
oceanum, *Polysyncraton* 63
ocellata, *Ascidia* 21
octophora, *Salpa* 214
oculata, *Molgula* 151
Oculinaria 179
Oculinaria australis 179, 180
Oikomicron mitrateton 233
Oikomikron 232
Oikomikron mitrateton 232
Oikopleura 232
Oikopleura albicans 233
Oikopleura chamissonis 232
Oikopleura cophocerca 233
Oikopleura cornutogastra 233
Oikopleura dioica 233
Oikopleura fusiformis 233
Oikopleura huxleyi 232
Oikopleura intermedia 234
Oikopleura longicauda 234
Oikopleura magnum 234
Oikopleura malmii 233
Oikopleura megastoma 232

- Oikopleura microstoma 234
 Oikopleura rufescens 234
 Oikopleura spissa 234
 Oikopleura tortugensis 234
 Oikopleura velifera 234
 Oikopleura (Vexillaria) cophocerca 233
OIKOPLEURIDAE 229
 OIKOPLEURINAE 232
 okai, Diplosoma 48
 Okamia 179
 oligocarpa, Cnemidocarpa 187
 oligocarpa, Styela 187
 Oligotrema 147
 Oligotrema psammites 146, 147
 olitoria, Polycarpa 193
 olitoria, Styela 193
 oliva, Clavelina 26
 omasum, Homoeodistoma 108
 opaca, Adagnesia 124
 opacum, Aplidium 99
 opalina, Ascidia 131
 opuntia, Polyzoa 181
 orbicularis, Styela 196
 orbiculum, Polysyncraton 64
 orbitum, Polyclinum 102
 ordinatum, Psammaplidium 98
 oriens, Pseudodistoma 111
 orientalis, Eucoelium 86
 orientalis, Perophora 141
 orientalis, Polycitorella 86
 ornatum, Aplidium 99
 oscitans, Leptoclinides 51, 54
 ossium, Didemnum 43
 ostrearium, Clavelina 26
 ostrearium, Diplosomoides 58
 ostrearium, Lissoclinum 58
 ostrearium, Podoclavella 26
 ostreophila, Pyura 167
 otuetue, Polysyncraton 64
 ovata, Polycarpa 193
 ovatum, Eudistoma 89
 ovatum, Psammaplidium 89
 Oxycorynia 27
 Oxycorynia arenosa 113
 Oxycorynia fascicularis 27
 Oxycorynia pseudobaudinensis 26
- Pachychlaena 131
 (Pachychlaena) obesa, Ascidia 132
 (Pachychlaena) oblonga, Ascidia 131, 132
 pachydermatina draschii, Pyura 166
 pacificense, Echinoclinum 58
 pacificense, Lissoclinum 58
 pacificus, Microcosmus 163
 Paessleria 86
 Paessleria magalhaensis 86
 paesslerioides angolatum, Polycitor
 (Eudistoma) 87
 pallida, Cynthia 161
 pallida, Distaplia 77
 pallida, Herdmania 161
 pallida, Rhabdocynthia 160
 palliolum, Polysyncraton 64
 Pandocia 188
 Pandocia conchilega 189
 Pandocia (Polycarpa) botryllifera 190
 Pandocia (Polycarpa) madagascariensis 193
 pandora, Ascidia 133
 pannosum, Morchellium 101
 pannosum, Sarcobotrylloides 174
 papietensis, Cynthia 160
 papietensis, Rhabdocynthia 160
 papillata, Polycarpa 193
 papillata, Ritterella 117
 papillata, Styela 193
 papilliferum, Macroclinum 105
 papilliferum, Synoicum 105
 papillosa, Halocynthia 159
 papillosum, Tethyum 158, 159
 papillosus, Schizascus 136
 papyra, Polycarpa 194
 papyrus, Polysyncraton 64
 Parabotryllus 175
 Parabotryllus nemorus 175, 177
 paraclinides, Trididemnum 69
 paracyclops, Trididemnum 69
 Paracynthia 164
 Paracynthia distincta 164
 Paradistoma 90
 paradoxum, Polysyncraton 60
 paralineatum, Aplidium 99
 parallelogramma, Ascidia 135
 parancium, Didemnum 43
 parasamea, Ascidia 129
 Parascidia 95
 Parascidia flavum 95
 parasitica, Caesira 154
 parastigmaticum, Aplidium 99
 Paratona 189
 parau, Didemnum 44
 Pareugyrioides 154
 Pareugyrioides exigua 154
 partita bermudiensis, Styela 196
 partita, Styela 196
 parva, Distoma 89
 parvispinatus, Pyura australis 164
 parvulus, Botrylloides 174
 parvum, Aplidium 100
 patella, Didemnoidea 58
 patella, Lissoclinum 58
 Patridium 29
 Patridium pulvinatum 29
 patula, Ascidia 130
 patulum, Didemnum 44
 patulum, Leptoclinum 44
 pavementis, Styela 186
 pavementum, Polysyncraton 64
 pavonia, Diplosoma 50

- pecten, *Didemnum* 44
 pedata, *Cnemidocarpa* 187
 pedata, *Polycarpa* 187
 pedunculata, *Ascidia* 131
 pedunculata, *Polycarpa* 194
 pedunculata, *Protoholozoa* 79
 pedunculata, *Ritterella* 115, 117
 pedunculata, *Sycozoa* 82
 pedunculatum, *Aplidie* 81, 82
 pedunculatum, *Polysyncraton* 64
 pedunculatum, *Psammaplidium* 117
Pegea 214
Pegea confoederata 214
 pellucida, *Ascidia* 131
 pellucida, *Caesira* 150
 pellucida, *Fritillaria* 227
 pellucida, *Pera* 151
 pellucidum, *Didemnum* 44
 pellucidum, *Stegosoma* 234
 pellucidus, *Eurycercus* 224, 227
 pellucidus, *Schizascus* 135, 136
Pera 151
Pera huxleyi 135, 136
Pera pellucida 151
 peristroma, *Polysyncraton* 64
 perlucida, *Rhopalaea* 29
Peroides 135
Perophora 140
Perophora africana 141
Perophora boltenina 140
Perophora clavata 140
Perophora hutchisoni 140
Perophora listeri 140
Perophora longicaulis 141
Perophora modificata 141
Perophora multiclathrata 141
Perophora multistigmata 141
Perophora namei 137, 141
Perophora orientalis 141
Perophora sabulosa 141
PEROPHORIDAE 137
Perophoropsis 138
Perophoropsis herdmani 138
 perplexum, *Didemnum* 44
 perrieri, *Colella* 82
 personata, *Cnemidocarpa* 187
 personata, *Styela* 187
 perspicuum, *Botrylloides* 175
 perspicuum, *Leptoclinium* 49
 perspicuus, *Botrylloides* 175
 perspicuus, *Cystodytes* 85
 petrosum, *Aplidium* 100
Phallusia 131
Phallusia arabica 132
Phallusia barbarica 132
Phallusia corelloides 127
Phallusia julinea 132
Phallusia longitubis 130
Phallusia millari 132
Phallusia nigra 131
Phallusia obesa 132
Phallusia philippinensis 132
Phallusia polytrema 133
Phallusia turcica 135, 136
Phallusioides 127
 phallusioides, *Ascidia* 132
Phallusiopsis 131
 phaula, *Styela* (*Polycarpa*) 193
 philippinense, *Echinoclinium* 60
 philippinensis, *Cystodytes* 86
 philippinensis, *Phallusia* 132
 picta, *Diazona* 24
 picteti, *Polycarpa* 194
 picteti, *Salpa* 215
 pigmentata, *Polycarpa* 194
 pigmentatum, *Trididemnum* 69
 pilatum, *Pseudodistoma* 111
 pinguis, *Styela* 197
 pinnata sewelli, *Cyclosalpa* 211
 pinnata, *Salpa* 211
 pizoni, *Diplosoma* 48
Placentela areolata 108
Placentela ellistoni 108
 placidus, *Leptoclinides* 54
 plana, *Fritillaria* 225
 plana, *Monandrocarpa* 188
 plana, *Monoandrocarpa* 188
 planum, *Trididemnum* 69
 planus, *Microcosmus* 162
 plebium, *Didemnum* 44
 plenovata, *Polycarpa* 194
 (*Pleurociona*) edwardsi, *Ciona* 22
 plicata, *Ascidia* 197
 plicata, *Colella* 81
 plicata, *Pyura* 167
 plicata, *Styela* 170, 197
Plurascidia 131
Plurascidia marquesana 132, 133
Plurella 143
Plurella elongata 142, 143
PLURELLIDAE 142
 pneumonodes, *Styela* (*Polycarpa*) 189
Podoclavella 24
Podoclavella dagysa 25
Podoclavella detorta 113
Podoclavella fecunda 25
Podoclavella meridionalis 25
Podoclavella moluccensis 26
Podoclavella ostrearium 26
Podoclavella procera 25
Podocynthia 164
Podocynthia turboja 164
 poecilomorpha, *Didemnum* 44
 polae, *Cyclosalpa* 211
Polyandrocarpa 180
Polyandrocarpa abjornseni 180
Polyandrocarpa australiensis 180
Polyandrocarpa colemani 180

- Polyandrocarya lapidosa 180
 Polyandrocarya rollandi 180
 Polyandrocarya simulans 180
 Polyandrocarya sparsa 180
 Polyandrocarya triggensis 181
 Polyandrocarya watsonia 181
 Polycarya 188, 189
 Polycarya abjornseni 180
 Polycarya argentata 189
 Polycarya attollens 193
 Polycarya aurata 189
 Polycarya aurata clavata 190
 Polycarya aurita 190
 Polycarya aurita, aurita, Polycarya 170
 Polycarya bassi 192
 Polycarya biforis 190
 Polycarya capricornia 193
 Polycarya chinensis 190
 Polycarya clavata 190
 Polycarya contacta 190
 Polycarya decipiens 191
 Polycarya directa 191
 Polycarya doderleini 194
 Polycarya elata 189, 198
 Polycarya flava 191
 Polycarya fristedti 194
 Polycarya fungiformis 191
 Polycarya hartmeyerii 191
 Polycarya intestinata 193
 Polycarya intonata 191
 Polycarya iwayamae 189
 Polycarya jacksoniana 199
 Polycarya kapala 191
 Polycarya longiformis 192
 Polycarya longisiphonica 194
 Polycarya lucilla 191
 Polycarya moebii 195
 Polycarya molguloides 192
 Polycarya mutilans 193
 Polycarya nebulosa 198
 Polycarya nigricans 192
 Polycarya nota 192
 Polycarya obscura 192
 Polycarya olitoria 193
 Polycarya ovata 193
 Polycarya papillata 193
 Polycarya papyra 194
 Polycarya pedata 187
 Polycarya pedunculata 194
 Polycarya picteti 194
 Polycarya pigmentata 194
 Polycarya plenovata 194
 Polycarya polyphlebodes 190
 Polycarya procera 194
 Polycarya radicata 194
 Polycarya reniformis 194
 Polycarya rigida 194, 195
 Polycarya sacciformis 198
 Polycarya seriata 193
 Polycarya sigmilineata 191
 Polycarya simplicigona 188
 Polycarya sluiteri 195
 Polycarya sobria 195
 Polycarya stephenensis 199
 Polycarya stimpsoni 198
 Polycarya stirpes 195
 Polycarya sulcata 189
 Polycarya thelyphanes 195
 Polycarya tinctor 195
 Polycarya tinctorella 195
 Polycarya unilineata 192
 Polycarya varians 189
 Polycarya viridis 195
 (Polycarya) botryllifera, Pandocia 190
 (Polycarya) madagascariensis, Pandocia 193
 (Polycarya) phaula, Styela 193
 (Polycarya) pneumonodes, Styela 189
 Polycitor 90
 Polycitor (Eudistoma) paesslerioides
 angolanum 87
 Polycitor amplius 87
 Polycitor annulus 90
 Polycitor arenaceus 89
 Polycitor calamus 91
 Polycitor cerasus 91
 Polycitor circes 91
 Polycitor coalitus 78
 Polycitor columna 91
 Polycitor crystallinus 90
 Polycitor discolor 87
 Polycitor emergens 91
 Polycitor gelatinosa 91
 Polycitor giganteum 91
 Polycitor giganteus 91
 Polycitor gilboviridis 88
 Polycitor glaucus 88
 Polycitor ianthinus 92
 Polycitor longitubis 79
 Polycitor mollis 90
 Polycitor nubilus 91
 Polycitor obeliscum 91
 Polycitor obeliscus 91
 Polycitor protectans 92
 Polycitor signiferus 81
 Polycitor subarborensis 92
 Polycitor translucida 92
 Polycitor translucidus 92
 Polycitorella 86
 Polycitorella coronaria 86
 Polycitorella mariae 86
 Polycitorella orientalis 86
POLYCITORIDAE 83
POLYCLINIDAE 93
 Polyclinum 93, 101
 Polyclinum clava 120
 Polyclinum complanatum 120
 Polyclinum corbis 103
 Polyclinum cylindricum 25

- Polyclinum fungosum 102
 Polyclinum fuscum 120
 Polyclinum giganteum 91
 Polyclinum glabrum 102
 Polyclinum globosum 91
 Polyclinum incrustatum 102
 Polyclinum macrophyllum 103
 Polyclinum marsupiale 102
 Polyclinum neptunium incrustatum 102
 Polyclinum nigrum 80
 Polyclinum nudum 102
 Polyclinum orbitum 102
 Polyclinum prunum 105
 Polyclinum psammiferum 102
 Polyclinum pute 103
 Polyclinum sabulosum 101, 102
 Polyclinum saturnium 101, 102
 Polyclinum solum 102
 Polyclinum tenuatum 103
 Polyclinum terranum 103
 Polyclinum tsutsuii 103
 Polyclinum vasculosum 103
 polycratica, Salpa 216
 Polycyclus 175
 Polycyclus renieri 175
 polycyclus, Botryllus 176
 Polydistoma 79
 Polydistoma fungiforme 79
 Polydistoma longitube 79
 polyphlebodes, Polycarpa 190
 Polysoma testiculatum 57
 Polysyncraton 60
 Polysyncraton alingulum 61
 Polysyncraton arafurensis 61
 Polysyncraton arvum 61
 Polysyncraton catillum 61
 Polysyncraton circulum 61
 Polysyncraton cuculliferum 61
 Polysyncraton dentatum 61
 Polysyncraton discoides 61
 Polysyncraton dromide 62
 Polysyncraton dubium 52
 Polysyncraton echinatum 61
 Polysyncraton flammeum 62
 Polysyncraton galaxum 62
 Polysyncraton glaucum 62
 Polysyncraton infundibulum 62
 Polysyncraton jugosum 62
 Polysyncraton linere 62
 Polysyncraton lodix 62
 Polysyncraton longitubis 62
 Polysyncraton luteum 63
 Polysyncraton magnetae 63
 Polysyncraton meandratum 63
 Polysyncraton millepore 63
 Polysyncraton miniastrum 63
 Polysyncraton montanum 63
 Polysyncraton multiforme 63
 Polysyncraton niveum 63
 Polysyncraton oceanum 63
 Polysyncraton orbiculum 64
 Polysyncraton otuetue 64
 Polysyncraton palliolum 64
 Polysyncraton papyrus 64
 Polysyncraton paradoxum 60
 Polysyncraton pavementum 64
 Polysyncraton pedunculatum 64
 Polysyncraton peristroma 64
 Polysyncraton polysystema 64
 Polysyncraton pontoniae 65
 Polysyncraton pseudomagnetae 65
 Polysyncraton pseudorugosum 65
 Polysyncraton pulchrum 65
 Polysyncraton purou 65
 Polysyncraton regulum 65
 Polysyncraton reticulum 65
 Polysyncraton rica 65
 Polysyncraton robustum 65
 Polysyncraton rostrum 66
 Polysyncraton rubitapum 66
 Polysyncraton rufum 54
 Polysyncraton rugosum 66
 Polysyncraton scobinum 66
 Polysyncraton textus 66
 Polysyncraton thallomorpha 63
 Polysyncraton turris 66
 Polysyncraton victoriense 120
 (Polysyncratum) magnetae, Didemnum 63
 polysystema, Polysyncraton 64
 polytrema, Ascidia 133
 polytrema, Phallusia 133
 Polyzoa 181
 Polyzoa exigua 181
 Polyzoa nodosa 181
 Polyzoa opuntia 181
 Polyzoa sagamiana 181
 Polyzoa violacea 181
 POLYZOINAE 178
 pontoniae, Polysyncraton 65
 posthuma, Cnemidocarpa 187
 praeputialis, Cynthia 168
 pratulum, Eudistoma 89
 precocinum, Didemnum 44
 procera, Podoclavella 25
 procera, Polycarpa 194
 procera, Styela 194
 productum, Didemnum 46
 prolata, Ascidia 129
 prolifera, Distaplia 77
 prolifera, Stolonica 182
 proliferum, Amaroucium 95
 proliferum, Didemnum 39
 pronum, Aplidium 100
 propinquus, Microcosmus 163
 Propyrosoma 208
 prostratum, Botrylloides 174
 protectans, Amaroucium 92
 protectans, Polycitor 92

- Protobotryllus 178
 Protobotryllus viridis 178
 Protoholozoa 79
 Protoholozoa australiensis 79
 Protoholozoa pedunculata 79
PROTOPOLYCLINIDAE 107
 Protopolyclinum claviforme 29
 pruinus, Botryllus 176
 prunum, Polyclinum 105
 prunum, Synoicum 105
 prunus, Leptoclinides 54
 Psammaplidium 95
 Psammaplidium fragile 100
 Psammaplidium incrustans 100
 Psammaplidium lobatum 100
 Psammaplidium ordinatum 98
 Psammaplidium ovatum 89
 Psammaplidium pedunculatum 117
 Psammaplidium pyriforme 89
 Psammaplidium solidum 100
 Psammaplidium spongiforme 95
 psammatode, Didemnum 45
 psammatode, Leptoclinum 45
 psammatodes, Hexacrobylus 147
 psammiferum, Polyclinum 102
 psammites, Oligotrema 146, 147
 Psammobotrus 175
 Psammobotrus purpureus 175
 pseudobaudinensis, Clavelina 26
 pseudobaudinensis, Oxycorynia 26
 pseudobesum, Aplidium 96
 Pseudodiazona 29
 Pseudodiazona claviformis 29
 Pseudodiazona sabulosa 29
 pseudodiplosoma, Didemnum 69
 pseudodiplosoma, Trididemnum 69
 Pseudodistoma 110
 Pseudodistoma acutum 110
 Pseudodistoma aureum 110
 Pseudodistoma australe 111
 Pseudodistoma candens 109, 111
 Pseudodistoma cereum 110
 Pseudodistoma coronatum 111
 Pseudodistoma gracilum 111
 Pseudodistoma inflatum 111
 Pseudodistoma oriens 111
 Pseudodistoma pilatum 111
 Pseudodistoma pulvinum 111
PSEUDODISTOMIDAE 109
 pseudoleptoclinum, Diplosoma 35
 pseudomagnetae, Polysyncraton 65
 pseudorugosum, Polysyncraton 65
 psoloessa, Styela 189
 pulchella, Ascidia 22
 pulchra, Colella 82
 pulchra, Sycozoa 82
 pulchrituda, Fritillaria 225
 pulchrum, Polysyncraton 65
 pulvinatum, Patridium 29
 pulvinum, Lissoclinum 56
 pulvinum, Pseudodistoma 111
 pulvinus, Leptoclinides 54
 pulvinus, Sigillina 81
 punctata, Salpa 213
 punctatum, Lissoclinum 59
 pupa, Cynthia 163
 pupa, Microcosmus 163
 purou, Polysyncraton 65
 purpurea, Gynandrocarpa 178
 purpureum, Botrylloides 174
 purpureum, Eudistoma 89
 purpureus, Botryllus 175
 purpureus, Psammobotrus 175
 pusilla, Botrylloides 174
 pusillum, Trididemnum 70
 pustulosa, Ascidia 131
 pute, Polyclinum 103
 Pycnoclavella 112, 113
 Pycnoclavella arenosa 113
 Pycnoclavella aurantia 113
 Pycnoclavella aurilucens 113
 Pycnoclavella detorta 113
 Pycnoclavella diminuta 114
 Pycnoclavella elongata 114
 Pycnoclavella tabella 114
PYCNOCLAVELLIDAE 112
 pyramidalis, Salpa 218
 pyriforme, Eudistoma 89
 pyriforme, Psammaplidium 89
 pyriformis, Ascidia 130
 Pyrosoma 207
 Pyrosoma atlanticum 205, 207
 Pyrosoma benthica 207
 Pyrosoma elegans 207
 Pyrosoma excelsior 208
 Pyrosoma giganteum 207
 Pyrosoma rufum 207
 Pyrosoma sedentarium 208
 Pyrosoma spinosum 208
 Pyrosoma triangulum 207
PYROSOMATIDAE 205
 PYROSOMATINAE 207
 Pyrostremma 208
 Pyrostremma spinosum 208
 PYROSTREMMATINAE 208
 Pyura 163
 Pyura abrasata 156, 164
 Pyura albanyensis 165
 Pyura arenosa 164
 Pyura aspera 167
 Pyura australis 164
 Pyura australis parvispinatus 164
 Pyura bradleyi 168
 Pyura chilensis 163
 Pyura confragosa 165
 Pyura crassacapitata 165
 Pyura curviflora 165
 Pyura elongata 165

- Pyura fissa* 165
Pyura gangelion 165
Pyura gibbosa 166
Pyura gibbosa draschii 166
Pyura gibbosa gibbosa 166
Pyura irregularis 166
Pyura isobella 166
Pyura leeuwinia 168
Pyura littoralis 166
Pyura masuii 167
Pyura molguloides 166
Pyura navicula 166
Pyura obesa 165
Pyura ostreophila 167
Pyura pachydermatina draschii 166
Pyura plicata 167
Pyura rapaformis 167
Pyura robusta 165
Pyura sacciformis 167
Pyura scoresbiensis 165
Pyura scortea 167
Pyura spinifera 167
Pyura spinosa 168
Pyura stolonifera 156, 168
Pyura tasmanensis 169
Pyura tendata 166
Pyura tongaea 165
Pyura viarecta 169
PYURIDAE 156
Pyuopsis 164
pyxis, *Rhodosoma* 136

quadrata, *Salpa* 214
quadricornulis, *Gynandrocarpa* 184

racemosa, *Distaplia* 77
radiata, *Botrylloides* 173
radiata, *Salpa* 219
radiatus, *Monniotus* 108
radicata, *Polycarpa* 194
radicosa, *Cnemidocarpa* 188
radicosa, *Styela* 188
ramificata, *Styela* 190
ramosum, *Didemnum* 70
ramosus, *Cystodytes* 86
ramosus, *Monniotus* 108
ramsayi, *Microcosmus* 161
ramulosa, *Botrylloides* 174
ramulosa, *Colella* 82
rapaformis, *Pyura* 167
rayneri, *Diplosoma* 47, 48
rectangularis, *Styela* 196
recumbens, *Molgula* 198
Redikorzevia 196
Redikorzevia cylindrica 196
reducta, *Molgula* 152
reducta, *Stolonica* 183
reducta, *Styela* 183
regina, *Distaplia* 77

reginum, *Eudistoma* 89
reginum, *Lissoclinum* 59
regulum, *Polysyncraton* 65
remanea, *Ecteinascidia* 139
renieri, *Polycyclus* 175
reniformis, *Polycarpa* 194
reniformis, *Styela* 194
resinaceum, *Didemnoides* 35
reticulata, *Ascidia* 144
reticulatum, *Didemnum* 40
reticulatum, *Trididemnum* 70
reticulatus, *Chorizocormus* 181
reticulum, *Polysyncraton* 65
retinaculata, *Distaplia* 78
retracta, *Ritteriella* 215
retracta, *Salpa (Cyclosalpa)* 215
Rhabdocynthia 160
Rhabdocynthia ceylonica 161
Rhabdocynthia complanata 160
Rhabdocynthia pallida 160
Rhabdocynthia papietensis 160
Rhabdocynthia subfusca 160
Rhabdocynthia tenuis 160
rhabdophora, *Ascidia* 127
rhinoceros, *Thalia* 218
Rhodosoma 135
Rhodosoma ceylonicum 136
Rhodosoma pyxis 136
Rhodosoma seminudum 136
Rhodosoma turcicum 134, 136
Rhodosoma verecundum 136
Rhodozonia 24
rhomboides, *Salpa* 218
rhomboides, *Thalia* 218
Rhopalaea 29
Rhopalaea crassa 28, 29
Rhopalaea macrothorax 29
Rhopalaea neapolitana 29
Rhopalaea perlucida 29
Rhopalaea sagamiana 29
Rhopalaea tenuis 30
Rhopalona 29
Rhopalopsis 29
Rhopalopsis tenuis 30
(Rhopalopsis) solida, *Ecteinascidia* 29
rica, *Polysyncraton* 65
richeri, *Archidistoma* 114
rigida, *Eudistoma* 88
rigida, *Polycarpa* 194, 195
rigidus, *Leptoclinides* 54
rima, *Molgula* 154
Ritterella 116
Ritterella asymmetrica 116
Ritterella compacta 117
Ritterella cornuta 117
Ritterella dispar 117
Ritterella herdmania 117
Ritterella multistigmata 117
Ritterella papillata 117

- Ritterella pedunculata 115, 117
RITTERELLIDAE 115
 ritteri, Amaroucium 100
 ritteri, Aplidium 100
 ritteri, Fritillaria 225
 ritteri, Macrenteron 95
 Ritteriella 215
 Ritteriella amboinensis 215
 Ritteriella retracta 215
 roberti, Didemnum 45
 robinsoni, Cnemidocarpa 185
 robusta, Ciona 22
 robusta, Clavelina 26
 robusta, Pyura 165
 robustum, Aplidium 100
 robustum, Atriolum 34, 35
 robustum, Polysyncraton 65
 rollandi, Polyandrocarpa 180
 rosarium, Aplidium 100
 roseum, Lissoclinum 59
 rostrata, Brooksia 213
 rostrata, Salpa 213
 rostrum, Polysyncraton 66
 rota, Didemnum 45
 rotifera, Botrylloides 173
 rotnesti, Didemnum 120
 rotundatum, Amaroucium 120
 rubens, Botryllus 176
 rubigo, Botryllus 176
 rubitapum, Polysyncraton 66
 rubra, Symplegma 184
 rubricollis, Ecteinascidia 138, 139
 rubricollum, Aplidium 100
 rubripunctum, Archidistoma 114
 rubrum, Botrylloides 173
 rubrum, Distoma 86, 87
 rufescens, Oikopleura 234
 rufum, Polysyncraton 54
 rufum, Pyrosoma 207
 rufus, Leptoclinides 54
 rugosum, Polysyncraton 66
 runcinata, Salpa 215
 rustica, Ascidia 159
- sabulosa, Agnesia 124
 sabulosa, Aplidiopsis 95
 sabulosa, Ascidea 154
 sabulosa, Astropera 151
 sabulosa, Cynthia 198
 sabulosa, Molgula 149, 154
 sabulosa, Perophora 141
 sabulosa, Pseudodiazona 29
 sabulosum, Eudistoma 90
 sabulosum, Polyclinum 101, 102
 sacciformis, Cynthia 167
 sacciformis, Polycarpa 198
 sacciformis, Pyura 167
 sacculum, Synoicum 106
 saccus, Botrylloides 175
- sagamiana, Polyzoa 181
 sagamiana, Rhopalaea 29
 Salix 92, 268
 Salix ianthina 92
 Salpa 215
 Salpa (Cyclosalpa) retracta 215
 Salpa affinis 211
 Salpa africana 216
 Salpa amboinensis 215
 Salpa birostrata 216
 Salpa caboti 218
 Salpa coerulea 215
 Salpa coerulescens 213
 Salpa confoederata 214
 Salpa cordiformis 217
 Salpa costata 219
 Salpa cylindrica 213
 Salpa democratica 217
 Salpa democratica flagellifera 218
 Salpa dolichosoma 212
 Salpa elongata 213
 Salpa femoralis 214
 Salpa ferruginea 214
 Salpa floridana 211
 Salpa forskalii 216
 Salpa fusiformis 215
 Salpa gibba 214
 Salpa henssenii 219
 Salpa herculea 219
 Salpa hexagona 214
 Salpa longicauda 218
 Salpa magalhanica 213
 Salpa maxima 215, 216
 Salpa microstoma 217
 Salpa mucronata 217
 Salpa multitentaculata 219
 Salpa nitida 217
 Salpa octophora 214
 Salpa picteti 215
 Salpa pinnata 211
 Salpa polycratica 216
 Salpa punctata 213
 Salpa pyramidalis 218
 Salpa quadrata 214
 Salpa radiata 219
 Salpa rhomboides 218
 Salpa rostrata 213
 Salpa runcinata 215
 Salpa scutigera 214
 Salpa spinosa 217
 Salpa tilesii 219
 Salpa unicuspidata 217
 Salpa verrucosa 219
 Salpa virgula 212
 Salpa vivipara 214
SALPIDAE 209
SALPINAE 213
 sanderi, Cynthia 167
 sandersi, Gasterascidia 147

- sansibarica, Halocynthia 165
 sarasinorum, Heterotrema 95
 Sarcobotrylloides 173
 Sarcobotrylloides anceps 173
 Sarcobotrylloides espevaerense 174
 Sarcobotrylloides jacksonianum 174
 Sarcobotrylloides pannosum 174
 Sarcobotrylloides superbum 173
 Sarcodidemnoides 35
 Sarcodidemnoides misakiense 35
 sargassi, Fritillaria 225
 sargassi, Fritillaria borealis 225
 saturnium, Polyclinum 101, 102
 savignii, Didemnum 70
 savignii, Trididemnum 70
 saxeam, Synoicum 106
 scabra, Ascidia 130
 scaevola, Ascidia 129
 scaevola, Styelopsis 129
 Schizascus 135
 Schizascus papillosus 136
 Schizascus pellucidus 135, 136
 schlosseri, Alcyonium 175, 176
 schlosseri, Botryllus 176
 scobinum, Polysyncraton 66
 scopi, Didemnum 45
 scopulosum, Lissoclinum 59
 scoresbiensis, Pyura 165
 scortea, Pyura 167
 scutigera, Salpa 214
 sedens, Sycozoa 81
 sedentarium, Pyrosoma 208
 seeligeri, Hexadactylus 147
 seiziwadai, Sycozoa 82
 seminudum, Rhodosoma 136
 seminudus, Leptoclinides 54
 sente, Lissoclinum 59
 seriata, Polycarpa 193
 sewelli, Cyclosalpa 211
 sewelli, Cyclosalpa pinnata 211
 sibogae, Didemnum 70
 sibogae, Trididemnum 70
 Sidneioides 103
 Sidneioides tamaramae 103
 Sidnyum 95
 Sidnyum turbinatum 95
 sigillaria, Clavelina 113
 Sigillina 79
 Sigillina australis 79, 80
 Sigillina caerulea 80
 Sigillina cyanea 80
 Sigillina fantasiana 80
 Sigillina grandissima 80
 Sigillina mjobergi 80
 Sigillina nigra 80
 Sigillina pulvinus 81
 Sigillina signifera 81
 Sigillinaria aurea 110
 sigillinoides, Sycozoa 81, 82
 sigmilineata, Polycarpa 191
 signifera, Sigillina 81
 signiferus, Polycitor 81
 simile, Diplosoma 49
 simile, Leptoclinum 49
 simplicigona, Polycarpa 188
 simulans, Polyandrocarpa 180
 skeati, Hypurgon 35, 45
 sluiteri, Ecteinascidia 140
 sluiteri, Eudistoma 90
 sluiteri, Polycarpa 195
 Sluiteria 138
 smaragdus, Botryllus 176
 snakabri, Eudistoma 87
 sobria, Polycarpa 195
 sobria, Styela 195
 sociabile, Tethyum 21
 Soestia 216
 Soestia zonaria 216
 solanooides, Cynthia 198
 solida, Ecteinascidia (Rhopalopsis) 29
 solidum, Aplidium 100
 solidum, Psammaplidium 100
 solomonensis, Ascidia 129
 solum, Polyclinum 102
 solvens, Styela 193
 Sorbera 147
 Sorbera digonas 148
 Sorbera unigonas 147
 sordida, Ascidia 131
 sordida, Molgula 153
 sordidum, Didemnum 45
 spadix, Didemnum 45
 sparsa, Botrylloides 174
 sparsa, Polyandrocarpa 180
 speciosa, Vexillaria 233
 sphaera, Molgula 154
 spiculatum, Trididemnum 120
 spinifera, Ascidia 167
 spinifera, Cynthia 159
 spinifera, Pyura 167
 spinosa, Ascidie 168
 spinosa, Pyura 168
 spinosa, Salpa 217
 spinosum, Pyrosoma 208
 spinosum, Pyrostremma 208
 spiralis, Molgula 153
 spissa, Oikopleura 234
 spongiforme, Astellium 47
 spongiforme, Psammaplidium 95
 spongioides, Didemnum 45
 spongium, Lissoclinum 59
 spumante, Didemnum 45
 spumosum, Didemnum 46
 spumosum, Trididemnum 71
 squamiger, Microcosmus 163
 squamiger, Microcosmus claudicans 163
 Stegosoma 234
 Stegosoma magnum 234

- Stegosoma pellucidum* 234
stellatum, *Lissoclinum* 59
stellatus, *Botryllus* 175, 176
stellifera, *Cynthia* 196
stephenensis, *Polycarpa* 199
Stereoclavella 24
Stereoclavella australis 25
stewartensis, *Botryllus* 177
stimpsoni, *Polycarpa* 198
stirpes, *Polycarpa* 195
Stolonica 182
Stolonica agnata 182
Stolonica aluta 182
Stolonica australis 182
Stolonica brevigastra 182
Stolonica carnosia 182
Stolonica diptycha 182
Stolonica duploplicata 182
Stolonica nodula 183
Stolonica prolifera 182
Stolonica reducta 183
Stolonica styeliformis 183
Stolonica truncata 183
stolonifera, *Cnemidocarpa* 188
stolonifera, *Cynthia* 168
stolonifera, *Microcosmus* 163
stolonifera, *Pyura* 156, 168
stolonifera, *Styela* 188
stoloniferus, *Microcosmus* 163
Stomozoa 119
Stomozoa australiensis 118, 119
Stomozoa bellissima 119
Stomozoa murrayi 119
STOMOZOIDAE 118
stragulum, *Didemnum* 46
stubenrauchi, *Cynthia* 164
Styela 195
Styela albomarginata 192
Styela argentata 189
Styela ascidioides 193
Styela aurita 190
Styela barbaris 196
Styela biforis 190
Styela canopoides 196
Styela canopus 196
Styela captiosa 193
Styela cerea 185
Styela circumarata 190
Styela clava 197
Styela contacta 190
Styela cryptocarpa 192
Styela esther 186
Styela etheridgii 188
Styela exigua 198
Styela floccosa 186
Styela gyrosa 197
Styela humilis 185
Styela irene 186
Styela joannae 185
Styela lobata 187
Styela longata 187
Styela mammiculata 197
Styela marquesana 196
Styela nutrix 189
Styela oligocarpa 187
Styela olitoria 193
Styela orbicularis 196
Styela papillata 193
Styela partita 196
Styela partita bermudiensis 196
Styela pavementis 186
Styela personata 187
Styela pinguis 197
Styela plicata 170, 197
Styela procera 194
Styela psoloessa 189
Styela radicata 188
Styela ramificata 190
Styela rectangularis 196
Styela reducta 183
Styela reniformis 194
Styela sobria 195
Styela solvens 193
Styela stolonifera 188
Styela thelyphanes 195
Styela variabilis 196
Styela whiteleggii 187
Styela (Polycarpa) phaula 193
Styela (Polycarpa) pneumonodes 189
(Styela) asymmetron, *Tethyum* 185
(Styela) godeffroyi, *Tethyum* 187
STYELIDAE 170
styeliformis, *Stolonica* 183
STYELINAE 185
Styeloides abbranchiata 193
Styelopsis scaevola 129
stylifera, *Distaplia* 74, 78
styliferum, *Didemnum* 78
suarenium, *Synoicum* 106
subarborensis, *Polycitor* 92
subfusca, *Rhabdocynthia* 160
subfuscus, *Chorizocormus* 178
succida, *Ascidia* 144
sucosum, *Didemnum* 46
sulawesi, *Leptoclinides* 54
sulcata, *Polycarpa* 189
sulcatum, *Didemnoidea* 58
sulcatus, *Ascidia* 161
superbum, *Sarcobotrylloidea* 173
superlatum, *Eudistoma* 90
sycon, *Didemnum* 42
Sycozoa 81
Sycozoa brevicauda 81
Sycozoa cavernosa 81
Sycozoa cerebriformis 81
Sycozoa murrayi 82
Sycozoa pedunculata 82
Sycozoa pulchra 82

- Sycozoa sedens* 81
Sycozoa seiziwadai 82
Sycozoa sigillinoides 81, 82
Sycozoa tasmanoides 82
*sydnei*ensis, *Ascidia* 129
sydneyensis, *Chorizocarpa* 178
sydneyensis, *Chorizocormus* 178
sydneyensis, *Molgula* 153, 154
symbioticum, *Trididemnum* 67
Symplegma 183
Symplegma arenosa 183
Symplegma bahraini 183
Symplegma brakenhielmi 184
Symplegma oceania 184
Symplegma rubra 184
Symplegma teruakii 184
Symplegma viride 183
Synclavella 24
Synclavella lessoni 24
(*Synclavella*) *arafurensis*, *Clavelina* 25
Synoicum 103
Synoicum angustum 104
Synoicum arenaceum 104
Synoicum atopogaster 104
Synoicum bowerbanki 104
Synoicum buccinum 104
Synoicum castellatum 104
Synoicum chrysanthemum 104
Synoicum citrum 104
Synoicum concavatum 105
Synoicum durum 106
Synoicum erectum 105
Synoicum galei 105
Synoicum intercedens 105
Synoicum investum 101
Synoicum longistriatum 105
Synoicum macroglossum 105
Synoicum obscurum 105
Synoicum papilliferum 105
Synoicum prunum 105
Synoicum sacculum 106
Synoicum saxeum 106
Synoicum suarenum 106
Synoicum tropicum 106
Synoicum turgens 103
Synstyela michaelsoni 178
Syphonotethis 151
systematica, *Gynandrocarpa* 178

tabascum, *Aplidium* 101
tabella, *Pycnoclavella* 114
tabulatum, *Didemnum* 46
tacita, *Fritillaria* 226
tamaramae, *Sidneioides* 103
taratara, *Lissoclinum* 59
tasmanense, *Lissoclinum* 59
tasmanensis, *Cystodytes* 59
tasmanensis, *Pyura* 169
tasmanoides, *Sycozoa* 82

Tectillaria 227
Tectillaria fertilis 227
tectum, *Trididemnum* 71
tegulum, *Trididemnum* 68
tendata, *Pyura* 166
tenebra, *Fritillaria* 225
tenebricosum, *Didemnum* 70
tenella, *Ascidia* 22
tenerum, *Lissoclinum* 66
tenuatum, *Polyclinum* 103
tenuicaulis, *Colella* 82
tenuis, *Kowalevskia* 228
tenuis, *Rhabdocynthia* 160
tenuis, *Rhopalaea* 30
tenuis, *Rhopalopsis* 30
tereta, *Fritillaria* 226
ternatanum, *Didemnoidea* 58
ternerratum, *Didemnum* 46
terranum, *Polyclinum* 103
teruakii, *Symplegma* 184
tessellata, *Cynthia* 163
testiculatum, *Polysoma* 57
Tethyum 158
Tethyum coriaceum 159
Tethyum papillosum 158, 159
Tethyum sociabile 21
Tethyum (Styela) asymmetron 185
Tethyum (Styela) godeffroyi 187
Tetradidemnum 35
Tetradidemnum gigas 35
tetraplexa, *Ctenyura* 158
Tetrazona 90
textus, *Polysyncrator* 66
Thalia 217
Thalia cicar 217
Thalia democratica 217
Thalia longicauda 218
Thalia rhinoceros 218
Thalia rhomboides 218
thallomorpha, *Polysyncrator* 63
theca, *Didemnum* 46
thelyphanes, *Polycarpa* 195
thelyphanes, *Styela* 195
Thetys 218
Thetys vagina 218, 219
thilenii, *Metandrocarpa* 179
thompsoni, *Ascidia* 130
thomsoni, *Colella* 27
thurstoni, *Ecteinascidia* 140
tigrum, *Eudistoma* 90
tilesii, *Salpa* 219
timorense, *Lissoclinum* 60
timorensis, *Didemnum* 60
tincta, *Michaelsonia* 179
tinctor, *Ascidia* 195
tinctor, *Polycarpa* 195
tinctorella, *Polycarpa* 195
tokaraensis, *Ecteinascidia* 139
tokioka, *Distaplia* 78

- tokiokai, *Distaplia* 78
 tomarahi, *Trididemnum* 71
 tonga, *Didemnum* 46
 tongaea, *Pyura* 165
 tortugensis, *Oikopleura* 234
 tortuosa, *Ctenyura* 158
 translucida, *Ascidia* 129
 translucida, *Euherdmania* 73
 translucida, *Polycitor* 92
 translucidum, *Botrylloides* 174
 translucidum, *Diplosoma* 49
 translucidum, *Leptoclinum* 49
 translucidus, *Polycitor* 92
Traustedtia 219
Traustedtia multitentaculata 219
 triangularis, *Hartmeyera* 159
 triangulum, *Diplosomoides* 60
 triangulum, *Lissoclinum* 60
 triangulum, *Pyrosoma* 207
 trianularis, *Ascidia* 131
 tribranchiata, *Cnemidocarpa* 188
 tricuspидata, *Biphora* 215
Trididemnum 66
Trididemnum amiculum 67
Trididemnum areolatum 67
Trididemnum banneri 67
Trididemnum caelatum 67
Trididemnum clinides 67
Trididemnum cristatum 67
Trididemnum crystallinum 70
Trididemnum cyclops 67
Trididemnum discrepans 67
Trididemnum dispersum 68
Trididemnum farrago 68
Trididemnum inermum 70
Trididemnum lapidosum 68
Trididemnum marmoratum 68
Trididemnum miniatum 68
Trididemnum nobile 68
Trididemnum nubilum 69
Trididemnum paraclinides 69
Trididemnum paracyclops 69
Trididemnum pigmentatum 69
Trididemnum planum 69
Trididemnum pseudodiplosoma 69
Trididemnum pusillum 70
Trididemnum reticulatum 70
Trididemnum savignii 70
Trididemnum sibogae 70
Trididemnum spiculatum 120
Trididemnum spumosum 71
Trididemnum symbioticum 67
Trididemnum tectum 71
Trididemnum tegulum 68
Trididemnum tomarahi 71
Trididemnum vermiforme 69
 triggensis, *Polyandrocarpa* 181
 triggense, *Aplidium* 101
 triggensis, *Aplidium* 101
 trigonis, *Fritillaria* 225
 tripartita, *Cnemidocarpa* 188
 tritonis, *Doliolum* 204
 tritonis, *Monandrocarpa* 188
 tropicum, *Atopogaster* 106
 tropicum, *Diplosomoides* 58
 tropicum, *Synoicum* 106
 truncata, *Ascidia* 131
 truncata, *Stolonica* 183
 tsutsuii, *Polyclinum* 103
 tuberatus, *Botryllus* 177
 tuberatus, *Brevicollis* 85
 tuberculata, *Boltenia* 168
 tuberculatus, *Leptoclinides* 55
 tuberculatus, *Microcosmus* 163
 tubiporum, *Atriolum* 35
 tumida, *Althoffia* 232
 tumidum, *Eudistoma* 90
 tumulatum, *Didemnum* 46
 tumulus, *Ascidia* 144, 151
 turbinata, *Ecteinascidia* 138
 turbinatum, *Sidnyum* 95
 turboensis, *Distaplia* 78
 turboja, *Podocynthia* 164
 turcica, *Phallusia* 135, 136
 turcicum, *Rhososoma* 134, 136
 turgens, *Synoicum* 103
 turris, *Polysyncraton* 66
 turritum, *Didemnum* 42
 tyreum, *Botrylloides* 174
 umbellata, *Colella* 82
 umbrosus, *Leptoclinides* 55
 unicuspidata, *Salpa* 217
 unigonas, *Sorbera* 147
 unilineata, *Polycarpa* 192
 UNPLACED SPECIES 120, 144, 198
 usitatum, *Didemnum* 47
 uteute, *Aplidium* 101
 uturoa, *Didemnum* 47
 vagina, *Thetys* 218, 219
 vahatuio, *Didemnum* 47
 valborgi, *Cnemidocarpa* 186
 valdivia, *Cynthiopsis* 164
 valdiviae, *Cynthiopsis* 168
 valentinae, *Corella* 135
 vancouverensis, *Katatropa* 196
 vanhoeffeni, *Halocynthia* 168
Vannamea 196
Vannamea kurilensis 196
 variabile, *Lissoclinum* 60
 variabilis, *Styela* 196
 varians, *Polycarpa* 189
 variegatus, *Leptoclinides* 55
 variegatus, *Microcosmus* 162
 varium, *Leptoclinum* 49
 vasculosa, *Abyssascidia* 127
 vasculosum, *Polyclinum* 103

INDEX of TAXA

- velatum, Diplosoma 49
velifera, Oikopleura 234
velocita, Fritillaria 225
venusta, Adagnesia 124
venusta, Fritillaria 227
verdantum, Didemnum 47
verecundum, Rhodosoma 136
vermiforme, Trididemnum 69
verrilli, Echinoclinum 55
verrucosa, Salpa 219
verrucosum, Aplidium 176
versicolor, Diplosoma 49
vesperi, Didemnum 47
Vexillaria 232
Vexillaria flabellum 232, 233
Vexillaria speciosa 233
(Vexillaria) cophocerca, Oikopleura 233
via, Didemnum 47
viarecta, Pyura 169
victoriense, Polysyncraton 120
vinosa, Botrylloides 174
violacea, Monobotryllus 181
violacea, Polyzoa 181
violaceus, Botryllus 176
violaceus, Cystodytes 85
violaceus, Monobotryllus 181
violatinctus, Botryllus 176
violetta, Distaplia 78
virens, Ascidia 21
virens, Diplosoma 49
virens, Leptoclinum 49
virescens, Ascidia 21
virescens, Botryllus 176
virgula, Helicosalpa 212
virgula, Salpa 212
viride, Didemnum 47
viride, Diplosoma 49
viride, Leptoclinum 47
viride, Symplegma 183
viridis, Distaplia 78
viridis, Eudistoma 81
viridis, Polycarpa 195
viridis, Protobotryllus 178
viridiscens, Ascidia 21
viscosum, Didemnum 47
vitreum, Aplidium 94
vitta, Ecteinascidia 140
vivipara, Salpa 214
voeltzkowi, Didemnum 60
volvus, Leptoclinides 55
vulgare, Didemnum 47
vulgare, Eudistoma 89

watsonia, Polyandrocarpa 181
Weelia 213
whiteleggii, Styela 187

yezoensis, Distaplia 76
yolky, Didemnum 37
Ypsilocarpa 185

zonaria, Soestia 216
zonarium, Holothurium 216