

Inventory of sponge fauna from the Singapore Strait to Taiwan Strait along the western coastline of the South China Sea

Swee-Cheng Lim^{1*}, Sumaitt Putchakarn², Minh-Quang Thai³, Dexiang Wang⁴ & Yusheng M Huang⁵

Abstract. An inventory of the sponge fauna from the Singapore Strait to the Taiwan Strait along the western coastline of the South China Sea was compiled from published and grey literature from the following regions: Singapore, peninsular Malaysia, Thailand, Cambodia, Vietnam, southern China and Taiwan. This study provides a partial update to the “Checklist of sponges (Porifera) of the South China Sea region” published 15 years ago. A total of 388 sponge species belonging to 24 orders, 78 families and 158 genera are listed, with the following regional species diversities: Singapore (130); east coast of peninsular Malaysia (25); Gulf of Thailand (90); Vietnam (141); southern China (138); and Taiwan (64). A total of 12 new species and over 200 new records were added to the Porifera inventory of the South China Sea since 2001. Of the 388 species, only 16 species (4%) are widespread. They are: *Aaptos suberitoides*, *Acanthella cavernosa*, *Biemna fortis*, *Cinachyrella australiensis*, *Clathria (Thalysias) reinwardti*, *Coelocarteria singaporensis*, *Echinodictyum asperum*, *Hyrtios erectus*, *Haliclona (Gellius) cymaeformis*, *Iotrochota baculifera*, *I. purpurea*, *Mycale (Zygomycale) parishii*, *Neopetrosia exigua*, *Oceanapia sagittaria*, *Sphaciospongia vagabunda*, *Xestospongia testudinaria*. Only *X. testudinaria*, *M. (Zygomycale) parishii* and *C. australiensis* are present along the entire coastline from Singapore Strait to Taiwan Strait. Distinct sponge faunal assemblages occur between the equator and 25°N along the western coastline of the South China Sea.

Key words. Porifera, species inventory, biodiversity, Singapore, peninsular Malaysia, Thailand, Cambodia, Vietnam, southern China, Taiwan, South China Sea

INTRODUCTION

This paper is a partial but much required update to “Annotated checklist of sponges (Porifera) of the South China Sea region” by Hooper et al. (2000) for sponge fauna from the Singapore Strait to the Taiwan Strait along the western coastline of the South China Sea (see IHO, 1953 for definition), encompassing over 6000 km of coastline from the equator to 25°N in the Indo-West Pacific region. The study regions lying along this body of water are Singapore, peninsular Malaysia, Thailand, Cambodia, Vietnam, southern China and Taiwan. This water body is also referred to by various other names: the Chinese call it “南海” (Nan-hai) or “South Sea”; the Vietnamese call

it “Biển Đông” or “East Sea” while the rest of the countries (Cambodia, Thailand, Malaysia and Singapore) commonly refer to it as “South China Sea”. The South China Sea also encompasses several prominent water bodies, which include the Singapore Strait, Gulf of Thailand, Gulf of Tonkin, Qiongzhou Strait (琼州海峡) and Taiwan Strait.

Biodiversity work on sponges has progressed rapidly worldwide after the work of Hooper et al. (2000), with the advent of the Systema Porifera (Hooper & Van Soest, 2002) and World Porifera Database (Van Soest et al., 2016). However, sponge workers working in the South China Sea have conducted diversity studies mostly independently in their respective countries for the past decade. This timely study is a coordinated regional effort to consolidate knowledge of sponge fauna biodiversity and their distribution, to agree on the identification of sponges, and provide an accurate sponge inventory of the South China Sea region.

The South China Sea is probably one of the richest in terms of marine invertebrate biodiversity (see Ng & Tan, 2000; Hooper et al., 2000; Morton & Blackmore, 2001; Hoeksema, 2007; Huang et al., 2015). Much remains to be done on the identity of sponge fauna in this region. Many regional collections harbour a large number of sponge “Operation Taxonomic Units” (OTUs) and many species remain undetermined, judging from the new records and new species that are surfacing frequently. This study provides an inventory of all sponge species known from Singapore to Taiwan along the western coastline of the South China Sea.

¹Tropical Marine Science Institute, National University of Singapore, 18 Kent Ridge Road, Singapore 119227; Email: tmslsc@nus.edu.sg; sponging@gmail.com (*corresponding author)

²Institute of Marine Science, Burapha University; 169 Longhadbangsaen Street, Tambon Saensuk, Amphur Moengchonburi, Chonburi 20131, Thailand; Email: sumaitt@buu.ac.th; sumaitt@gmail.com

³Institute of Oceanography, Vietnam Academy of Science and Technology, 01 Cau Da Street, Nha Trang City, Khanh Hoa Province, Vietnam; Email: thaiminhquang@vno.org.vn; minhquang0907@gmail.com

⁴Marine Biodiversity and Global Change Research Center, College of Ocean and Earth Sciences, Xiamen University, Xiang'an South Road, Xiamen, Fujian 361102, China; Email: dxwang@xmu.edu.cn

⁵Department of Marine Sports and Recreation, National Penghu University of Science and Technology, 300 Liu-Ho Road, Magong City, Penghu 880, Taiwan; Email: yusheng@gms.npu.edu.tw

The following sections provide chronological accounts of sponge fauna studies carried out in Singapore, peninsular Malaysia, Thailand, Cambodia, Vietnam, southern China and Taiwan.

Singapore. The Neptune's Cup sponge, *Cliona patera* (Hardwicke, 1820), was the first sponge described from Singapore in the 19th century. This was followed by *Leucosolenia flexilis* (Haeckel, 1872), *Coelocarteria singaporensis* (Carter, 1883), and *Calyspongia (Cladochalina) diffusa* Ridley (1884). Subsequently, Dragnevitsch (1906) recorded 24 sponge species from Tanjong Pagar and Pulau Brani in the Singapore Strait. Recent additions to the species list include observations from general biodiversity surveys carried out by the Department of Zoology, University of Singapore (Chuang, 1961, 1973, 1977; Chou & Wong, 1985). During this period, a Dutch student, H. Moll, collected over 100 sponge specimens consisting of about 50 species in 1977–1978 (Van Soest pers. comm.) and they were deposited at Naturalis Biodiversity Center (formerly the Rijksmuseum van Natuurlijke Historie and the Zoölogisch Museum of the University of Amsterdam). Hooper et al. (2000) reported some 80 species with 13 new records. De Voogd & Cleary (2009) also recorded some 80 species with 26 new records. In the same year, Lim et al. (2009) recorded 62 species of fouling sponges on navigational buoys with 10 new records. Notably, a number of new species were reported recently: *Tethycometes radicata* Lim & Tan, 2008 was dredged from a muddy seabed in the Singapore Strait; *Suberites diversicolor* Becking & Lim, 2009 was described from estuarine waters; *Forcepia (Forcepia) vansoesti* Lim et al. (2012a) collected from fringing reefs in the Singapore Strait; Van Soest & De Voogd (2015) described *Clathrina sororcula* and *Anamixilla singaporensis* from the Sisters' Islands Marine Park, Singapore's first Marine Park that was established in 2014. The famed Neptune's Cup sponge in Singapore waters was rediscovered recently after over 100 years (Lim et al., 2012b). Recently *Geodia distincta* and *G. picteti* were recorded from the Johor Straits (Lim, 2015), while Van Soest & De Voogd (2015) recorded *Uteopsis argentea* in the Singapore Strait. The latest addition, *Theonella laena* Lim & Tan, 2016 associated with a siliquariid mollusc was described from specimens obtained off Raffles Lighthouse from 40 m depth during the Comprehensive Marine Biodiversity Survey expedition to the Singapore Strait (Lim & Tan, this volume).

Peninsular Malaysia. The first sponge fauna report from the east coast of peninsular Malaysia was by Sollas (1902) who described five new species and recorded two species from Trengganu. Since then only Qaralleh et al. (2011) reported *Xestospongia testudinaria* and *Neopetrosia exigua* from Pahang and Hoeksema et al. (2014) reported the presence of *Terpios hoshinota* from Pulau Tioman Marine Parks. Similarly, there is only a handful of sponge fauna studies conducted in the west coast of peninsular Malaysia in the Malacca Strait. Gray (1858) described *Aphrocallistes beatrix* from Malacca and Bowerbank (1875) described a total of 14 new species from Malacca. The small number of species recorded from peninsular Malaysia is definitely not a reflection of the true sponge diversity in this rich marine

biodiversity area (see Harborne et al., 2000; Mazlan et al., 2005; Hoeksema, 2007; Huang et al., 2015).

Thailand. Topsent (1925) described the first sponge species, *Amorphinopsis siamensis* from the Gulf of Thailand. Many years later, McCauley et al. (1993) reported four species of sponges in Surat Thani province. In the same year, Hooper et al. (1993) redescribed *Oceanapia sagittaria* from the Gulf of Thailand. Since Hooper et al. (2000) listed eight species from the Gulf of Thailand, a number of studies have greatly increased the number of sponge records. Kritsanapuntu et al. (2001) reported 126 sponge species from coral reef in the eastern Gulf of Thailand with 20 new records. Putchakarn and co-workers subsequently added a new species (*Cladocroce burapha* Putchakarn et al., 2004b) and some 59 new records from the Gulf of Thailand (Putchakarn et al., 2004a, 2006, 2008; Putchakarn, 2006, 2007, 2011a, b; 2013; Putchakarn & Monkongsomboon, 2007; Putchakarn & Hongpatarakiri, 2012, 2013; Putchakarn, 2013). Hongpadharakiree et al. (2008) and Pumbua et al. (2009) contributed five new records during this period.

Cambodia. The coastline of Cambodia stretches some 300 km in the eastern Gulf of Thailand, lying between 11°33'N, 102°54'E and 10°22'N, 104°25'E. It is one of the least studied areas in this region. Dawydoff (1952) was the first author to record sponges from Cambodia, which were identified by Topsent. Three species are attributable to this area: *Cliothosa hancocki*, *Lissodendoryx (Waldoschmittia) schmidti* and *Hyrtios erectus*. Dawydoff's study included samples from Ca Mau to Phu Quoc islands, Nam Du island (now Vietnam), and Ream to Kohkong (now Cambodia). Most species in Dawydoff (1952) should be attributed to Vietnam as Phu Quoc (Vietnam) is just beside Ream (Cambodia). We feel that it is better to assign only the three species with Ream as locality (in the Gulf of Thailand) to Cambodia instead of all the species (some from as far north at Ha Long Bay) to Cambodia. No work on Cambodia sponge fauna has been done since Dawydoff (1952).

Vietnam. Lindgren (1898) recorded 20 species from Nha Trang bay (southern Vietnam) including the description of three new species. Subsequently Dawydoff (1952) listed 119 putative species (102 of which were identified to species level) in a paper on the Indo-Chinese marine benthic fauna, and some 60 new records were added (identifications by Topsent). Lévi (1961) recorded 28 species from Nha Trang that included four new species and 21 new records, and a further six sponge species were recorded from the intertidal rocky shores of Nha Trang Bay by Tran & Tran (1965). Gurjanova & Tran (1972) reported *Placospongia melobesioides* and *Tethya japonica* from the Tonkin Gulf, whilst Nguyen et al. (1977) produced an inventory of Vietnam sponge fauna with a total of 160 species including eight new records. Three decades later, identified samples collected in 2003 and 2004 deposited at the Museum of the Institute of Oceanography in Nha Trang. Eighty-nine species belonging to 63 genera, 36 families and 11 orders of sponge from the Nha Trang Bay were reported of which 18 were new records. A checklist of sponges recorded from

the South China Sea by Hooper et al. (2000) reported 176 morphospecies of demosponges with 129 species identified to species level from the coast of Vietnam. Calcinaï et al. (2006) reported nine boring species from Halong Bay and added seven new records. Azzini et al. (2007) reported 63 species from Halong Bay as well and added 16 new records during a recent survey. The most recent review of Vietnam sponge fauna by Thai (2013) who reported a total of 299 species. He is currently working on a large collection from southern Vietnam with some 1500 specimens deposited at the National Oceanographic Museum, Institute of Oceanography in Nha Trang. Another team at the Research Institute for Marine Fisheries (RIMF, Haiphong) led by Nguyen Khac Bat has a substantial collection from Co To and Ba Mun at the north, Con Co, Hai Van Son Cha, Hon Cau, Phu Quy at the central and Phu Quoc at the south are being identified (Nguyen Khac Bat, pers. comm.).

Southern China. Gray (1858b) described the first sponge recorded from southern China, *Aphroceras alcicornis*, which was collected in Hong Kong. Subsequently, the “Challenger” expedition provided two more sponge species, *Stelletta purpurea* and *Haliclona scyphonoïdes* from Hong Kong, both of which were described by Ridley (1884). Lindgren (1897) described *Caminus chinensis* and Brøndsted (1929) described three new species and recorded one more species off southern China. Many years later, Lévi (1964) described *Cladorhiza microchela* from the “China Sea” (mer de Chine) at 4330 m depth. Pulitzer-Finali (1982) recorded 10 species from Hong Kong, of which six were new species and Van Soest (1982) together recorded another nine species from Hong Kong. Li (1986) made a large collection from southern China and reported 27 fouling sponge species including five new species and five new records. Over 1000 sponge specimens were accumulated under his care at the Institute of Oceanology Chinese Academy of Sciences and he has since recorded 190 sponge species from China waters (Li, 2008) of which some 80 species were from the South China Sea. The sponge diversity in the South China Sea is considered the highest among the four major seas, i.e., China South Sea, China Bo Hai Sea, China Yellow Sea, and China East Sea (Zhang et al., 2003; Liu, 2013).

Taiwan. *Theonella swinhoei* was the first sponge described from Taiwan (Gray, 1868), followed by *Stelletta purpurea*, which was described by Lindgren (1897). Nearly a century later, several new species were collected: Bavestrello et al. (1995) described *Cliona desmoni* and *Spiroxya acus*, Calcinaï et al. (2001) described *Spiroxya macroxeata* and *Holoxea excavans*, and Tabachnick & Janussen (2004) described *Fieldingia valentini tizardi*. The majority of the recent sponge studies focused on bioactive compounds in sponges for medical and pharmaceutical applications (Hung, 1999; Lo, 1999; Huang, 2002; Liao, 2003; Zhou, 2004; Su et al., 2011). However, many of these sponges were often not suitably identified in these studies. There are also a number of publications on sponge ecology and reproduction e.g., *Spongia ceylonensis* (Chung et al., 2010) and *Cinachyrella australiensis* (Chen, 1988; Huang, 1995; Chen et al., 1997; Lu, 2003). Other studies focused on the

symbiotic microbial community in association with sponges (Yang, 2006), e.g., *Terpios hoshinota*, causing the “black disease” of reef-building corals at Green Island, Taiwan (Liao, 2007; Liao et al., 2007). In 2007, a preliminary survey on sponge fauna in southern Taiwan (Green Island and Kenting) carried out by De Voogd and Soong recorded 65 species (Shao et al., 2008). Li (2013) reported 28 species from the Penghu (Pescadores) archipelago of which 11 are new records. Hitherto, a total of 55 species belonging to 2 classes, 12 orders, and 24 families are reported from the Penghu archipelago and it is estimated that the total sponge diversity exceeds 100 species when cryptic and encrusting species are taken into account (Huang et al., 2016). Chou Yalan is currently working on the sponge fauna of Dongsha, Green Island and Orchid Island.

MATERIAL AND METHODS

All sponge species records were obtained from available literature (both published and grey) to the best of our knowledge. The sponge fauna of six coastal regions encompassing an area between latitudes 1–25°N and longitudes 103–122°E along the western coastline of the South China Sea, namely Singapore, peninsular Malaysia, Thailand, Vietnam (including three species from Cambodia: *Cliothosa hancocki*, *Lissodendoryx (Waldoschmittia) schmidtii* and *Hyrtios erectus*), southern China (from Hainan to Fujian, including Hong Kong and Macau) and Taiwan, are provided in the inventory along with distribution data of each species (Table 1). Species distributions (presence/absence) were also compiled from existing literature. The sponge species in the list are all recorded within the “territorial waters”, i.e., 12 nautical miles from the coast of the country as defined by the 1982 United Nations Convention on the Law of the Sea (UN General Assembly, 2016) unless indicated otherwise. The six study regions fall partially or fully inside the nine provinces of the Marine Ecoregions of the World (Spalding et al., 2007) namely: 1) East China Sea (no. 52, off Fujian province); 2) Gulf of Tonkin (no. 112, off East Vietnam); 3) Southern China (no. 113, off Fujian province); 4) South China Sea Oceanic Islands (no. 114, off China and Vietnam); 5) Gulf of Thailand (no. 115, Thailand); 6) Southern Vietnam (no. 116, off Southeast Vietnam); 7) Sunda Shelf/Java Sea (no. 117, off Southern Vietnam and East of Malaysia peninsula); 8) Malacca Strait (no. 118, tip of Malay peninsula and Singapore); and 9) South Kuroshio (no. 121, off East Taiwan). Only records with full Linnaean species names that were reliably identified are included. Only the first reference for each species is listed in the inventory for simplicity (see Introduction section for references to each region). The validity of all species entries were checked against the ‘World Porifera Database’ maintained by Van Soest et al. (2016). Synonyms and species typically distributed in the Atlantic, Mediterranean, Caribbean and etc., other than the Indo-Pacific, were excluded from the list.

Bray-Curtis similarity cluster analysis and Multidimensional scaling (MDS) analysis based on Jaccard similarity matrices were carried out from the species composition presence/absence data among study regions. Data from Singapore and

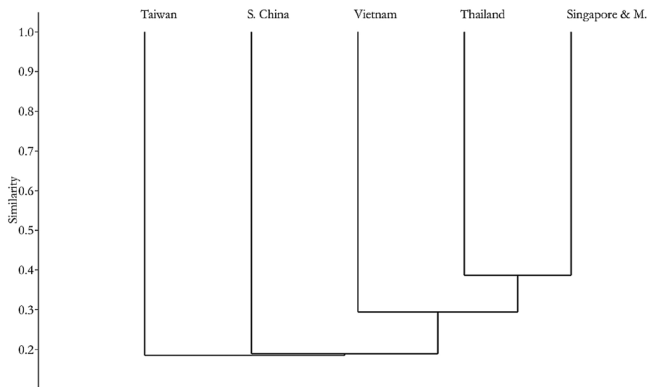


Fig. 1. Dendrogram based on Bray-Curtis similarity cluster analysis of sponge fauna in Singapore (combined with peninsular Malaysia), Thailand, Vietnam, southern China and Taiwan.

peninsular Malaysia were combined, data from peninsular Malaysia is too small and far from being complete. PAST (Paleontological Statistics software package for education, Version 3.11) by Hammer Ø et al. (2001) was used for the above statistical analyses.

The phylum Porifera is currently classified into four classes and seven subclasses. All the names in this study follow the “Systema Porifera” by Hooper & Van Soest (2002) and the major revisions in Demospongiae proposed by Morrow & Cárdenas (2015) as presented below.

- Phylum Porifera Grant, 1836
- Class Homoscleromorpha Bergquist, 1978
- Class Demospongiae Sollas, 1885
 - Subclass Verongimorpha Erpenbeck et al. 2012
 - Subclass Keratosa Grant, 1861
 - Subclass Heteroscleromorpha Cárdenas, Perez & Boury-Esnault, 2012
- Class Calcarea Bowerbank, 1862
 - Subclass Calcaronea Bidder, 1898
 - Subclass Calcinea Bidder, 1898
- Class Hexactinellida Schmidt, 1870
 - Subclass Amphidiscophora Schulze, 1886
 - Subclass Hexasterophora Schulze, 1886

RESULTS AND DISCUSSION

Species diversity. A total of 388 sponge species (i.e., with full Linnaean classification), belonging to 24 orders, 78 families and 158 genera are listed in this work. The number of species recorded for each region is as follows: Singapore (130); east coast of Peninsular Malaysia (25); Thailand (90); Cambodia (3); Vietnam (141); southern China (138); and Taiwan (64). The sponge inventory has been expanded significantly since the work of Hooper et al (2000) (except for Malaysia and Cambodia), with an addition of 12 new species and over 200 new records. These include Singapore with 80 new records and six new species; Thailand with some 80 new records and one new species; Vietnam with some 40 new records; southern China with some 50 new records and six

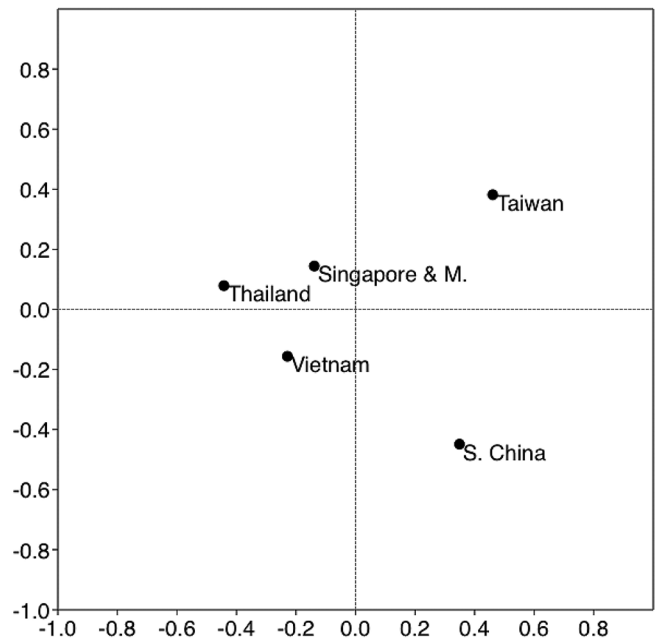


Fig. 2. MDS (multi-dimensional scaling) ordination based on the Jaccard similarity matrix of sponge species occurring in Singapore (combined with peninsular Malaysia), Thailand, Vietnam, southern China and Taiwan.

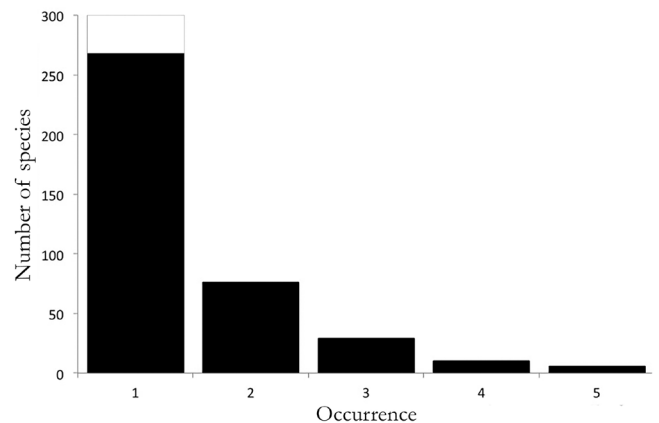


Fig. 3. Frequency of co-occurrence of sponge species in five regions along the western coastline fringing the South China Sea. A total of 267 (out of 388) species were documented from only one region. Only 16 sponge species were found to be widespread, co-occurring in either four or five localities. The regions consisted of Singapore (combined with peninsular Malaysia), Thailand, Vietnam, southern China and Taiwan.

new species; and Taiwan with 60 new records. However, the current number of 388 species is still an underestimate of the true diversity of the study area, and this applies similarly for each region, especially peninsular Malaysia and Cambodia. The number is also far lower than the figure of approximately 1500 species presented in Hooper et al. (2000). The main reason is because the islands of Indonesia, and the Philippines, the northern coast of Borneo, the Malacca Strait and Andaman Sea were not considered in this study. In addition, a large number of OTUs and extrinsic species names were excluded. These extrinsic names included synonyms and species with obvious disjunct distributions in the Atlantic Ocean, Caribbean Sea, etc. Such species names appeared in a number of publications on sponges in the South China Sea

Table 1. Inventory of sponge species from Singapore, peninsular Malaysia, Thailand, Vietnam (including Cambodia), southern China to Taiwan, as represented by S, M, Th; V; C and Ta respectively, along the western coastline of the South China Sea.

S/N	Species	Reference
Phylum Porifera		
Class Homosclerophorida		
Homosclerophorida; Plakinidae; <i>Plakortis</i>		
1	<i>Plakortis lita</i> De Laubenfels, 1954	Ta, Shao et al. (2008)
Class Demospongiae		
Subclass Verongimorpha		
Chondrosiida; Chondrosiidae; <i>Chondrosia</i>		
2	<i>Chondrosia chucalla</i> De Laubenfels, 1954	Ta, Shao et al. (2008)
3	<i>Chondrosia corticata</i> Thiele, 1900	S, Lim et al. (2012a); Ta, Huang et al. (2016)
4	<i>Chondrosia reticulata</i> (Carter, 1886)	Th, Kritsanapuntu et al. (2001)
Chondrillida; Chondrillidae; <i>Chondrilla</i>		
5	<i>Chondrilla australiensis</i> Carter, 1873	S, De Voogd & Cleary (2009); Th, Kritsanapuntu et al. (2001); V, Lindgren (1897)
6	<i>Chondrilla mixta</i> Schulze, 1877	S, Lim et al. (2012a)
Chondrillida; Halisarcidae; <i>Halisarca</i>		
7	<i>Halisarca ectofibrosa</i> Vacelet, Vasseur & Lévi, 1976	Th, Putchakarn et al. (2004a)
Verongida; Aplysinellidae; <i>Aplysinella</i>		
8	<i>Aplysinella strongylata</i> Bergquist, 1980	V, Chervyakova (2007)
Verongida; Aplysinellidae; <i>Suberea</i>		
9	<i>Suberea</i> aff. <i>clavata</i> (Pulitzer-Finali, 1982)	Ta, Shao et al. (2008)
10	<i>Suberea</i> aff. <i>praetensa</i> (Row, 1911)	Th, Putchakarn et al. (2008)
Verongida; Ianthellidae; <i>Hexadella</i>		
11	<i>Hexadella indica</i> Dendy, 1905	S, Lim et al. (2012a)
Verongida; Ianthellidae; <i>Ianthella</i>		
12	<i>Ianthella flabelliformis</i> (Pallas, 1766)	V, Nguyen et al. (1977)
Verongida; Pseudoceratinidae; <i>Pseudoceratina</i>		
13	<i>Pseudoceratina purpurea</i> (Carter, 1880)	S, De Voogd & Cleary (2009); Th, Putchakarn et al. (2004a); C, Van Soest (1982)
14	<i>Pseudoceratina verrucosa</i> Bergquist, 1995	V, Chervyakova (2007)
Subclass Keratosa		
Dendroceratida; Darwinellidae; <i>Chelonaplysilla</i>		
15	<i>Chelonaplysilla erecta</i> (Row, 1911)	S, Lim et al. (2009); Th, Putchakarn et al. (2004a)
Dendroceratida; Darwinellidae; <i>Dendrilla</i>		
16	<i>Dendrilla membranosa</i> (Pallas, 1766)	V, Dawydoff (1952)
17	<i>Dendrilla rosea</i> Lendenfeld, 1883	C, Li (2008)
Dendroceratida; Dictyodendrillidae; <i>Igernella</i>		
18	<i>Igernella mirabilis</i> Lévi, 1961	C, Xu et al. (2010)
Dendroceratida; Dictyodendrillidae; <i>Spongionella</i>		
19	<i>Spongionella monoprocta</i> Lévi, 1961	V, Lévi (1961)
Dictyoceratida; Dysideidae; <i>Citronia</i>		
20	<i>Citronia</i> aff. <i>vasiformis</i> (Bergquist, 1995)	Ta, Shao et al. (2008)
Dictyoceratida; Dysideidae; <i>Dysidea</i>		
21	<i>Dysidea arenaria</i> Bergquist, 1965	Th, Putchakarn et al. (2004a); C, Qiu & Wang (2008)
22	<i>Dysidea cinerea</i> Keller, 1889	V, Azzini et al. (2007); C, Van Soest (1982)
23	<i>Dysidea digitata</i> (Sollas, 1902)	M, Sollas (1902)
24	<i>Dysidea frondosa</i> Bergquist, 1995	S, De Voogd & Cleary (2009); Ta, Shao et al. (2008)
25	<i>Dysidea granulosa</i> Bergquist, 1965	Ta, Shao et al. (2008)

S/N	Species	Reference
26	<i>Dysidea marshalli</i> (Lendenfeld, 1889)	C, Huang et al. (2008)
27	<i>Dysidea septosa</i> (Lamarck, 1814)	C, Huang et al. (2008)
28	<i>Dysidea villosa</i> (Lendenfeld, 1886)	C, Li et al. (2009)
Dictyoceratida; Dysideidae; Eurysongia		
29	<i>Eurysongia delicatula</i> Berquist, 1995	Ta, Huang et al. (2016)
Dictyoceratida; Dysideidae; Lamellodysidea		
30	<i>Lamellodysidea herbacea</i> (Keller, 1889)	S, De Voogd & Cleary (2009); Th, Putschakarn et al. (2004a); V, Dawydoff (1952)
Dictyoceratida; Irciniidae; Ircinia		
31	<i>Ircinia aruensi</i> (Hentschel, 1912)	C, Xu et al. (2008)
32	<i>Ircinia clavosa</i> (Ridley, 1884)	V, Dawydoff (1952)
33	<i>Ircinia echinata</i> (Keller, 1889)	V, Azzini et al. (2007)
34	<i>Ircinia fusca</i> (Carter, 1880)	C, Li (2008)
35	<i>Ircinia irregularis</i> (Poléjaeff, 1884)	S, De Voogd & Cleary (2009)
36	<i>Ircinia mutans</i> (Wilson, 1925)	Th, Putschakarn et al. (2004a); C, Pang et al. (2009)
37	<i>Ircinia pinna</i> Hentschel, 1912	C, Van Soest (1982)
38	<i>Ircinia ramosa</i> (Keller, 1889)	S, Chuang (1961)Ta, Huang et al. (2016)
39	<i>Ircinia selaginea</i> (Lamarck, 1814)	C, Li (2008)
Dictyoceratida; Irciniidae; Sarcotragus		
40	<i>Sarcotragus australis</i> Lendenfeld, 1888	V, Chervyakova (2007)
Dictyoceratida; Spongiidae; Coscinoderma		
41	<i>Coscinoderma matthewsi</i> (Lendenfeld, 1886)	S, De Voogd & Cleary (2009)
Dictyoceratida; Spongiidae; Hippospongia		
42	<i>Hippospongia ammata</i> De Laubenfels, 1954	V, Chervyakova (2007)
43	<i>Hippospongia communis</i> (Lamarck, 1814)	V, Nguyen et al. (1977)
44	<i>Hippospongia mollissima</i> Lendenfeld, 1889	S, Dragnewitsch (1905)
Dictyoceratida; Spongiidae; Hyattella		
45	<i>Hyattella intestinalis</i> (Lamarck, 1814)	S, Chuang (1961); Th, Putschakarn (2007); V, Azzini et al. (2007)
46	<i>Hyattella tubaria</i> (Lamarck, 1814)	S, De Voogd & Cleary (2009)
Dictyoceratida; Spongiidae; Spongia		
47	<i>Spongia (Spongia) ceylonensis</i> Dendy, 1905	S, De Voogd & Cleary (2009); C, Van Soest (1982); Ta, Chung et al. (2010)
48	<i>Spongia (Spongia) hispida</i> Lamarck, 1814	C, Li (2008)
49	<i>Spongia (Spongia) irregularis</i> (Lendenfeld, 1889)	V, Dawydoff (1952); C, Li (2008)
50	<i>Spongia (Spongia) suriganensis</i> (Wilson, 1925)	C, Xu & Yang (2006)
51	<i>Spongia reticulata</i> (Lendenfeld, 1886)	C, Li (2008)
Dictyoceratida; Thorectidae; Carteriospongia		
52	<i>Carteriospongia foliascens</i> (Pallas, 1766)	V, Dawydoff (1952); C, Li (2008)
Dictyoceratida; Thorectidae; Dactylospongia		
53	<i>Dactylospongia elegans</i> (Thiele, 1899)	S, Hooper et al. (2000); C, Lopez et al. (1994); Ta, Shao et al. (2008)
54	<i>Dactylospongia metachromia</i> (De Laubenfels, 1954)	C, Shen et al. (2001); Ta, Shao et al. (2008)
Dictyoceratida; Thorectidae; Fasciospongia		
55	<i>Fasciospongia costifera</i> (Lamarck, 1814)	V, Nguyen et al. (1977)
56	<i>Fasciospongia rimosa</i> (Lamarck, 1814)	C, Sun et al. (2003)
57	<i>Fasciospongia turgida</i> (Lamarck, 1814)	V, Lévi (1961)
Dictyoceratida; Thorectidae; Hyrtios		
58	<i>Hyrtios erectus</i> (Keller, 1889)	S, Lim et al. (2012a); Th, Dawydoff (1952); V, Dawydoff (1952); C, Qiu et al. (2004); Ta, Shao et al. (2008)
Dictyoceratida; Thorectidae; Lendenfeldia		
59	<i>Lendenfeldia chondrodes</i> (De Laubenfels, 1954)	S, Lim et al. (2009)
60	<i>Lendenfeldia frondosa</i> (Lendenfeld, 1889)	C, Li (2008)

S/N	Species	Reference
	Dictyoceratida; Thorectidae; Luffariella	
61	<i>Luffariella variabilis</i> (Poléjaeff, 1884)	S, De Voogd & Cleary (2009)
	Dictyoceratida; Thorectidae; Phyllospongia	
62	<i>Phyllospongia papyracea</i> (Esper, 1794)	C, Li (2008)
	Dictyoceratida; Thorectidae; Strepsichordaia	
63	<i>Strepsichordaia lendenfeldi</i> Bergquist, Ayling & Wilkinson, 1988	C, Li (2008)
	Subclass Heteroscleromorpha	
	Haplosclerida: Callyspongiidae; Callyspongia	
64	<i>Callyspongia (Callyspongia) bullata</i> (Lamarck, 1814)	C, Li (2008)
65	<i>Callyspongia (Callyspongia) monilata</i> (Ridley, 1884)	V, Lévi (1961)
66	<i>Callyspongia (Callyspongia) ramosa</i> (Gray, 1843)	S, Dragnewitsch (1905); V, Nguyen et al. (1977)
67	<i>Callyspongia (Callyspongia) serpentina</i> (Lamarck, 1814)	S, Dragnewitsch (1905)
68	<i>Callyspongia (Cladochalina) diffusa</i> (Ridley, 1884)	S, Ridley (1884); Th, Putchakarn (2006); C, Li (1986)
69	<i>Callyspongia (Cladochalina) fibros</i> (Ridley & Dendy, 1886)	S, Dragnewitsch (1905); V, Lindgren (1897); C, Liao et al. (2005)
70	<i>Callyspongia (Cladochalina) orieminens</i> Pulitzer-Finali, 1982	C, Pulitzer-Finali (1982)
71	<i>Callyspongia (Cladochalina) samarensis</i> (Wilson, 1925)	S, Lim et al. (2012a)
72	<i>Callyspongia (Cladochalina) spinosissima</i> (Dendy, 1887)	S, De Voogd & Cleary (2009)
73	<i>Callyspongia (Cladochalina) subarmigera</i> (Ridley, 1884)	Th, Putchakarn et al. (2004a); V, Lindgren (1897); C, Li (2008)
74	<i>Callyspongia (Euplacella) cf. communis</i> (Carter, 1881)	S, Lim et al. (2009); Ta, Huang et al. (2016)
75	<i>Callyspongia (Euplacella) pulvinata</i> (Lindgren, 1897)	C, Van Soest (1982)
76	<i>Callyspongia (Toxochalina) aff. fenestrata</i> (Desqueyroux-Faúndez, 1984)	Ta, Shao et al. (2008)
77	<i>Callyspongia (Toxochalina) dendyi</i> (Burton, 1931)	S, Chuang (1973)
78	<i>Callyspongia (Toxochalina) folioides</i> (Bowerbank, 1875)	S, Lim et al. (2009); M, Bowerbank (1875)
79	<i>Callyspongia (Toxochalina) pseudofibrosa</i> (Desqueyroux-Faúndez, 1984)	Th, Putchakarn (2007)
80	<i>Callyspongia (Toxochalina) robusta</i> (Ridley, 1884)	V, Tran (1967)
81	<i>Callyspongia aurantiaca</i> (Lendenfeld, 1887)	S, Dragnewitsch (1905)
82	<i>Callyspongia clathrata</i> (Dendy, 1905)	V, Nguyen et al. (1977)
83	<i>Callyspongia confederata</i> (sensu Ridley, 1884)	V, Lévi (1961); Ta, Shao et al. (2008)
84	<i>Callyspongia euplax</i> (Lendenfeld, 1887)	S, Dragnewitsch (1905)
85	<i>Callyspongia globosa</i> Pulitzer-Finali, 1982	S, Lim et al. (2009); C, Pulitzer-Finali (1982)
86	<i>Callyspongia joubini</i> (Topsent, 1897)	S, De Voogd & Cleary (2009); Th, Kritsanapuntu et al. (2001)
87	<i>Callyspongia megalorrhaphis</i> (Ridley & Dendy, 1886)	V, Lindgren (1897)
88	<i>Callyspongia ridleyi</i> Burton, 1934	C, Li (2008)
89	<i>Callyspongia spinulosa</i> (Lendenfeld, 1887)	S, Dragnewitsch (1905)
90	<i>Callyspongia truncata</i> (Lindgren, 1897)	V, Lindgren (1897)
91	<i>Callyspongia tubulifera</i> (Lindgren, 1897)	V, Lindgren (1897)
	Haplosclerida; Callyspongiidae; Dactylia	
92	<i>Dactylia syphonoides</i> (Lamarck, 1814)	C, Li (2008)
	Haplosclerida; Chalinidae; Chalinula	
93	<i>Chalinula amoyensis</i> (Brøndsted, 1929)	C, Brøndsted (1929); Ta, Brøndsted (1929)
94	<i>Chalinula camerata</i> (Ridley, 1884)	V, Dawydoff (1952)
95	<i>Chalinula crassiloba</i> (Lamarck, 1814)	C, Li (1986)
96	<i>Chalinula nematifera</i> (De Laubenfels, 1954)	V, Chervyakova (2007)
	Haplosclerida; Chalinidae; Cladocroce	
97	<i>Cladocroce burapha</i> Putchakarn et al., 2004	Th, Putchakarn et al. (2004b)
	Haplosclerida; Chalinidae; Haliclona	
98	<i>Haliclona (Gellius) amboinensis</i> (Lévi, 1961)	S, Lim et al. (2012a); Th, Kritsanapuntu et al. (2001); V, Lévi (1961)
99	<i>Haliclona (Gellius) cymaeiformis</i> (Esper, 1794)	S, Lim et al. (2012a); Th, Putchakarn et al. (2004a); V, Tran (1967); C, Van Soest (1982); Ta, Huang et al. (2016)
100	<i>Haliclona (Gellius) microxea</i> (Li, 1986)	C, Li (1986)

S/N	Species	Reference
101	<i>Haliclona (Gellius) ridleyi</i> (Hentschel, 1912)	V, Lévi (1961)
102	<i>Haliclona (Gellius) toxia</i> (Topsent, 1897)	V, Dawydoff (1952); C, Pulitzer-Finali (1982)
103	<i>Haliclona (Gellius) varia</i> (Bowerbank, 1875)	M, Bowerbank (1875); V, Nguyen et al. (2007); C, Li (1986)
104	<i>Haliclona (Halichoelona) caminata</i> (Bergquist & Warne, 1980)	C, Li (2008)
105	<i>Haliclona (Halichoelona) centrangulata</i> (Sollas, 1902)	M, Sollas (1902)
106	<i>Haliclona (Haliclona) cribriformis</i> (Ridley, 1884)	V, Dawydoff (1952)
107	<i>Haliclona (Reniera) clathrata</i> (Dendy, 1895)	V, Dawydoff (1952)
108	<i>Haliclona (Reniera) infundibularis</i> Ridley & Dendy, 1887	Th, Putschakarn (2006)
109	<i>Haliclona (Reniera) ligniformis</i> (Dendy, 1922)	C, Li (2008)
110	<i>Haliclona (Reniera) toxius</i> (Topsent, 1897)	Th, Putschakarn et al. (2004a)
111	<i>Haliclona (Reniera) violacea</i> (De Laubenfels, 1950)	Th, Kritsanapuntu et al. (2001)
112	<i>Haliclona (Rhizoniera) australis</i> (Lendenfeld, 1888)	S, Dragnewitsch (1905)
113	<i>Haliclona baeri</i> (Wilson, 1925)	S, Lim et al. (2012a); Th, Putschakarn (2006); C, Li (2008)
114	<i>Haliclona decidua</i> (Topsent, 1906)	V, Dawydoff (1952)
115	<i>Haliclona koremella</i> De Laubenfels, 1954	S, Chuang (1973); Th, Kritsanapuntu et al. (2001)
116	<i>Haliclona madrepora</i> (Dendy, 1889)	V, Dawydoff (1952)
117	<i>Haliclona pigmentifera</i> (Dendy, 1905)	C, Li (2008)
118	<i>Haliclona scyphonoides</i> (Ridley, 1884)	V, Dawydoff (1952); C, Lindgren (1897)
119	<i>Haliclona turquoisia</i> (De Laubenfels, 1954)	V, Chervyakova (2007)
Haplosclerida; Niphatidae; Amphimedon		
120	<i>Amphimedon chinensis</i> (Pulitzer-Finali, 1982)	C, Pulitzer-Finali (1982)
121	<i>Amphimedon lexa</i> (Pulitzer-Finali, 1982)	C, Pulitzer-Finali (1982)
Haplosclerida; Niphatidae; Cribrochalina		
122	<i>Cribrochalina punctata</i> (Ridley & Dendy, 1886)	C, Li (2008)
Haplosclerida; Niphatidae; Dasychalina		
123	<i>Dasychalina fragilis</i> Ridley & Dendy, 1886	Th, Putschakarn (2006); V, Chervyakova (2007); Ta, Huang et al. (2016)
124	<i>Dasychalina melior</i> Ridley & Dendy, 1886	V, Dawydoff (1952); C, Li (2008)
Haplosclerida; Niphatidae; Gelliodes		
125	<i>Gelliodes callista</i> De Laubenfels, 1954	V, Lévi (1961)
126	<i>Gelliodes carnosa</i> Dendy, 1889	C, Li (2008)
127	<i>Gelliodes fibulat</i> (Carter, 1881)	S, Hooper et al. (2000); V, Dawydoff (1952); Ta, Shao et al. (2008)
128	<i>Gelliodes gracilis</i> Hentschel, 1912	C, Li (2008)
129	<i>Gelliodes incrustans</i> Dendy, 1905	C, Li (2008)
130	<i>Gelliodes petrosioides</i> Dendy, 1905	Th, Putschakarn (2006)
131	<i>Gelliodes pumila</i> (Lendenfeld, 1887)	C, Van Soest (1982)
132	<i>Gelliodes spinosella</i> Thiele, 1899	S, Dragnewitsch (1905); C, Deng et al. (1998)
Haplosclerida; Niphatidae; Hemigellius		
133	<i>Hemigellius renieroides</i> (Lendenfeld, 1887)	C, Li (1986)
Haplosclerida; Niphatidae; Niphates		
134	<i>Niphates aga</i> (De Laubenfels, 1954)	C, Li (2008)
135	<i>Niphates olemda</i> (De Laubenfels, 1954)	V, Chervyakova (2007)
Haplosclerida; Petrosiidae; Acanthostrongylophora		
136	<i>Acanthostrongylophora ingens</i> (Thiele, 1899)	S, De Voogd & Cleary (2009)
Haplosclerida; Petrosiidae; Neopetrosia		
137	<i>Neopetrosia carbonaria</i> (Lamarck, 1814)	S, De Voogd & Cleary (2009)
138	<i>Neopetrosia compacta</i> (Ridley & Dendy, 1886)	S, Dragnewitsch (1905); V, Dawydoff (1952)
139	<i>Neopetrosia exigua</i> (Kirkpatrick, 1900)	S, Hooper et al. (2000); M, Qaralleh et al. (2011); Th, Putschakarn et al. (2004a); C, Li et al. (2011); Ta, Shao et al. (2008)
140	<i>Neopetrosia seriata</i> (Hentschel, 1912)	V, Lévi (1961)
141	<i>Neopetrosia similis</i> (Ridley & Dendy, 1886)	S, Dragnewitsch, (1905); V, Nguyen et al. (1977); C, Li (2008)

S/N	Species	Reference
Haplosclerida; Petrosiidae; Petrosia		
142	<i>Petrosia (Petrosia) aff. solida</i> Hoshino, 1981	Ta, Shao et al. (2008)
143	<i>Petrosia (Petrosia) hoeksemai</i> De Voogd & Van Soest, 2002	S, De Voogd & Cleary (2009); Th, Putchakarn (2006)
144	<i>Petrosia (Petrosia) nigricans</i> Lindgren, 1897	V, Azzini et al. (2007)
145	<i>Petrosia (Strongylophora) corticata</i> (Wilson, 1925)	Ta, Shao et al. (2008)
146	<i>Petrosia (Strongylophora) durissima</i> (Dendy, 1905)	C, Li (2008)
147	<i>Petrosia (Strongylophora) strongylata</i> (Thiele, 1903)	Ta, Shao et al. (2008)
148	<i>Petrosia aff. aruensis</i> (Hentschel, 1912)	Th, Putchakarn (2006)
Haplosclerida; Petrosiidae; Xestospongia		
149	<i>Xestospongia mamillata</i> Pulitzer-Finali, 1982	Th, Putchakarn et al. (2008)
150	<i>Xestospongia testudinaria</i> (Lamarck, 1815)	S, Chuang (1961); M, Qaralleh et al. (2011); Th, Putchakarn et al. (2004a); V, Azzini et al. (2007); C, Li (2008); Ta, Shao et al. (2008)
151	<i>Xestospongia vansoesti</i> Nishiyama & Bakus, 2000	S, Lim et al. (2012a); Ta, Shao et al. (2008)
Haplosclerida; Phloeodictyidae; Oceanapia		
152	<i>Oceanapia amboinensis</i> Topsent, 1897	Th, Putchakarn et al. (2008)
153	<i>Oceanapia elastica</i> (Keller, 1891)	V, Dawydoff (1952)
154	<i>Oceanapia sagittaria</i> (Sollas, 1902)	S, Chuang (1977); M, Sollas (1902); Th, Hooper et al. (1993); V, Chervyakova (2007); Ta, Huang et al. (2016)
Haplosclerida; Phloeodictyidae; Siphonodictyon		
155	<i>Siphonodictyon maldiviensis</i> (Calcinai et al., 2007)	S, Lim et al. (2012a)
156	<i>Siphonodictyon mucosum</i> Bergquist, 1965	S, De Voogd & Cleary (2009); Th, Putchakarn et al. (2004a); V, Calcinai et al. (2006);
Scopalinida; Scopalinidae; Stylissa		
157	<i>Stylissa carteri</i> (Dendy, 1889)	S, Hooper et al. (2000); V, Dawydoff (1952); Ta, Huang et al. (2016)
158	<i>Stylissa flexibili</i> (Lévi, 1961)	V, Lévi (1961)
159	<i>Stylissa massa</i> (Carter, 1887)	S, Lim et al. (2012a); Th, Putchakarn (2006); C, Li (2008)
Axinellida; Axinellidae; Dragmacidon		
160	<i>Dragmacidon australe</i> (Bergquist, 1970)	Th, Putchakarn et al. (2004a)
Axinellida; Axinellidae; Phakellia		
161	<i>Phakellia fusca</i> Thiele, 1898	C, Li (2008)
Axinellida; Heteroxyidae; Didiscus		
162	<i>Didiscus aceratus</i> (Ridley & Dendy, 1886)	V, Hooper et al. (2000); Ta, Shao et al. (2008)
Axinellida; Heteroxyidae; Myrmekioderma		
163	<i>Myrmekioderma aff. granulatum</i> (Esper, 1794)	Ta, Shao et al. (2008)
Axinellida; Raspailiidae; Echinodictyum		
164	<i>Echinodictyum asperum</i> Ridley & Dendy, 1886	S, De Voogd & Cleary (2009); Th, Kritsanapuntu et al. (2001); V, Dawydoff (1952); Ta, Huang et al. (2016)
165	<i>Echinodictyum axinelloides</i> Brøndsted, 1929	C, Brøndsted (1929); Ta, Brøndsted (1929)
166	<i>Echinodictyum conulosum</i> Kieschnick, 1900	S, Lim et al. (2009); Th, Kritsanapuntu et al. (2001)
167	<i>Echinodictyum flabelliform</i> (Keller, 1889)	V, Dawydoff (1952)
168	<i>Echinodictyum lacunosum</i> Kieschnick, 1901	S, Dragnevitsch, (1905)
169	<i>Echinodictyum mesenterinum</i> (Lamarck, 1814)	S, Hooper et al. (2000); Th, Putchakarn (2011b)
Axinellida; Raspailiidae; Endectyon		
170	<i>Endectyon (Endectyon) fruticosum aruense</i> Hentschel, 1912	Th, McCauley et al. (1993)
Axinellida; Raspailiidae; Raspailia		
171	<i>Raspailia (Parasyringella) nuda</i> Hentschel, 1911	S, Hooper et al. (2000)
Axinellida; Raspailiidae; Thrinacophora		
172	<i>Thrinacophora cervicornis</i> Ridley & Dendy, 1886	S, Lim et al. (2012a)
173	<i>Thrinacophora incrustans</i> (Kieschnick, 1896)	Th, Putchakarn (2006)
Axinellida; Stelligeridae; Higginsia		
174	<i>Higginsia massalis</i> Carter, 1885	Th, Putchakarn (2011b)

S/N	Species	Reference
	Bubarida; Desmanthidae; <i>Desmanthus</i>	
175	<i>Desmanthus incrustans</i> (Topsent, 1889)	V, Azzini et al. (2007)
176	<i>Desmanthus rhabdophorus</i> (Hentschel, 1912)	S, Lim et al. (2012a); Th, Putchakarn (2013)
	Bubarida; Dictyonellidae; <i>Acanthella</i>	
177	<i>Acanthella cavernosa</i> Dendy, 1922	S, De Voogd & Cleary (2009); V, Dawydoff (1952); C, Qiu et al. (2008); Ta, Huang et al. (2016)
178	<i>Acanthella dendyi</i> (Bergquist, 1970)	C, Li (2008)
179	<i>Acanthella hispida</i> Pulitzer-Finali, 1982	V, Azzini et al. (2007); C, Pulitzer-Finali (1982)
180	<i>Acanthella oviforma</i> Tanita & Hoshino, 1989	C, Li (2008)
181	<i>Acanthella vulgata</i> Thiele, 1898	C, Li (2008)
	Bubarida; Dictyonellidae; <i>Lipastrotethya</i>	
182	<i>Lipastrotethya</i> aff. <i>hilgendori</i> (Thiele, 1898)	Ta, Shao et al. (2008)
	Bubarida; Dictyonellidae; <i>Rhaphoxya</i>	
183	<i>Rhaphoxya pallida</i> (Dendy, 1897)	C, Cen et al. (1997)
	Bubarida; Dictyonellidae; <i>Scopalina</i>	
184	<i>Scopalina</i> aff. <i>australiensis</i> Pulitzer-Finali, 1982	Th, Putchakarn (2006)
	Biemnida; Biemnidae; <i>Biemna</i>	
185	<i>Biemna fistulos</i> Topsent, 1897	C, Pulitzer-Finali (1982)
186	<i>Biemna flabellat</i> Bergquist, 1970	C, Li (2008)
187	<i>Biemna fortis</i> (Topsent, 1897)	S, De Voogd & Cleary (2009); M, Sollas (1902); Th, Putchakarn et al. (2004a); V, Lévi (1961); C, Li (2008)
188	<i>Biemna megalosigma</i> Hentschel, 1912	V, Azzini et al. (2007)
189	<i>Biemna tetraxis</i> Tanita & Hoshino, 1989	C, Li (2008)
190	<i>Biemna tubulata</i> (Dendy, 1905)	Th, Putchakarn (2006)
	Biemnida; Biemnidae; <i>Neofibularia</i>	
191	<i>Neo ibularia chinensis</i> Pulitzer-Finali, 1982	C, Pulitzer-Finali (1982)
	Biemnida; Rhabderemiidae; <i>Rhabderemia</i>	
192	<i>Rhabderemia acanthostyla</i> Thomas, 1968	V, Hooper (1990)
193	<i>Rhabderemia indica</i> Dendy, 1905	Th, Van Soest & Hooper (1993)
	Tetractinellida; Ancorinidae; <i>Asteropus</i>	
194	<i>Asteropus simplex</i> (Carter, 1879)	C, Van Soest (1982)
	Tetractinellida; Ancorinidae; <i>Ecionema</i>	
195	<i>Ecionema acervus</i> Bowerbank, 1864	S, Dragnevitch (1905); Th, Kritsanapuntu et al. (2001); V, Chervyakova (2007)
	Tetractinellida; Ancorinidae; <i>Holoxea</i>	
196	<i>Holoxea excavans</i> Calcinai et al., 2001	Ta, Calcinai et al. (2001)
	Tetractinellida; Ancorinidae; <i>Jaspis</i>	
197	<i>Jaspis splendens</i> (De Laudenfels, 1954)	S, De Voogd & Cleary (2009); Ta, Shao et al. (2008)
198	<i>Jaspis stellifera</i> (Carter, 1879)	V, Dawydoff (1952); C, Tang et al. (2012)
	Tetractinellida; Ancorinidae; <i>Penares</i>	
199	<i>Penares nux</i> (De Laubenfels, 1954)	Th, Kritsanapuntu et al. (2001)
200	<i>Penares sollasi</i> Thiele, 1900	Th, Putchakarn et al. (2008); V, Azzini et al. (2007)
	Tetractinellida; Ancorinidae; <i>Rhabdastrella</i>	
201	<i>Rhabdastrella distincta</i> (Thiele, 1900)	C, Lv et al. (2004)
202	<i>Rhabdastrella globostellata</i> (Carter, 1883)	S, Dragnevitch (1905); C, Li (2008); Ta, Shao et al. (2008)
	Tetractinellida; Ancorinidae; <i>Stelletta</i>	
203	<i>Stelletta aruensis</i> Hentschel, 1912	V, Azzini et al. (2007)
204	<i>Stelletta clavosa</i> Ridley, 1884	S, Burton & Rao (1932); Th, Putchakarn (2006); V, Lindgren (1897)
205	<i>Stelletta purpurea</i> Ridley, 1884	V, Lindgren (1897); C, Lindgren (1897); Ta, Lindgren (1897)
	Tetractinellida; Geodiidae; <i>Caminus</i>	
206	<i>Caminus chinensis</i> Lindgren, 1897	V, Dawydoff (1952); C, Lindgren (1897)

S/N	Species	Reference
	Tetractinellida; Geodiidae; Erylus	
207	<i>Erylus placenta</i> Thiele, 1898	V, Dawydoff (1952)
208	<i>Erylus proximus</i> Dendy, 1916	Ta, Huang et al. (2016)
	Tetractinellida; Geodiidae; Geodia	
209	<i>Geodia arripiens</i> Lindgren, 1897	V, Lindgren (1897)
210	<i>Geodia berryi</i> (Sollas, 1888)	V, Lindgren (1897)
211	<i>Geodia distincta</i> Lindgren, 1897	S, Lim (2015)
212	<i>Geodia japonica spherulifera</i> Wilson, 1925	C, Zhang & Che (2001)
213	<i>Geodia nigra</i> (Lindgren, 1897)	V, Dawydoff (1952)
214	<i>Geodia picteti</i> (Topsent, 1897)	S, Lim (2015); Th, Putschakarn (2006)
	Tetractinellida; Pachastrellidae; Dercitus	
215	<i>Dercitus (Stoeba) pauper</i> Sollas, 1902	M, Sollas (1902)
	Tetractinellida; Theneidae; Thenea	
216	<i>Thenea wyvillei</i> Sollas, 1886	V, Dawydoff (1952)
	Tetractinellida; Theonellidae; Discodermia	
217	<i>Discodermia calyx</i> Döderlein, 1884	C, He et al. (2013)
	Tetractinellida; Theonellidae; Theonella	
218	<i>Theonella cylindrica</i> Wilson, 1925	S, Hooper et al. (2000)
219	<i>Theonella laena</i> Lim & Tan, 2016	S, Lim & Tan (2016)
220	<i>Theonella swinhoei</i> Gray, 1868	C, Zhang et al. (2010a); Ta, Gray (1868)
	Tetractinellida; Thoosidae; Neamphius	
221	<i>Neamphius huxleyi</i> (Sollas, 1888)	Ta, Shao et al. (2008)
	Tetractinellida; Tetillidae; Cinachyrella	
222	<i>Cinachyrella arabica</i> (Carter, 1869)	S, Dragnewitsch (1905)
223	<i>Cinachyrella australiensis</i> (Carter, 1886)	S, De Voogd & Cleary (2009); M, Sollas (1902); Th, Kritsanapuntu et al. (2001); V, Lévi (1961); C, Xiao et al. (2005); Ta, Chen et al. (1997)
	Tetractinellida; Tetillidae; Craniella	
224	<i>Craniella abracadabra</i> De Laubenfels, 1954	S, Lim et al. (2012a); Th, Kritsanapuntu et al. (2001)
	Tetractinellida; Tetillidae; Paratetilla	
225	<i>Paratetilla bacca</i> (Selenka, 1867)	S, De Voogd & Cleary (2009); Th, Kritsanapuntu et al. (2001)
	Tetractinellida; Tetillidae; Tetilla	
226	<i>Tetilla japonica</i> Lampe, 1886	Th, Putschakarn (2006); V, Dawydoff (1952)
227	<i>Tetilla ridleyi</i> Sollas, 1888	M, Sollas (1902)
	Agelasida; Agelasidae; Agelas	
228	<i>Agelas</i> aff. <i>ceylonica</i> Dendy, 1905	Ta, Shao et al. (2008)
229	<i>Agelas cavernosa</i> Thiele, 1903	S, Lim et al. (2012a); Ta, Huang et al. (2016)
230	<i>Agelas mauritiana</i> (Carter, 1883)	V, Nguyen et al. (1977); C, Yang et al. (2012)
231	<i>Agelas nakamurai</i> Hoshino, 1985	Ta, Shao et al. (2008)
232	<i>Agelas nemoechinata</i> Hoshino, 1985	Ta, Shao et al. (2008)
233	<i>Agelas robusta</i> Pulitzer-Finali, 1982	C, Pulitzer-Finali (1982); Ta, Shao et al. (2008)
	Agelasida; Astroscleridae; Astrosclera	
234	<i>Astrosclera willeyana</i> Lister, 1900	C, Yang & Li (2012)
	Agelasida; Hymerhabdiidae; Prosuberites	
235	<i>Prosuberites oleteira</i> De Laubenfels, 1957	S, Lim et al. (2009)
	Desmacellida; Desmacellidae; Desmacella	
236	<i>Desmacella democratica</i> (Sollas, 1902)	M, Sollas (1902)
237	<i>Desmacella tylostrongyla</i> (Li, 1986)	C, Li (1986)
	Poecilosclerida; Acarnidae; Acarnus	
238	<i>Acarnus bergquistae</i> Van Soest, Hooper & Hiemstra, 1991	V, Dawydoff (1952)
239	<i>Acarnus primigenius</i> Hiemstra & Hooper, 1991	S, Lim et al. (2012a)

S/N	Species	Reference
240	<i>Acaranus ternatus</i> Ridley, 1884	S, Lim et al. (2012a)
241	<i>Acaranus wolfgangi</i> Keller, 1889	S, Lim et al. (2012a)
Poecilosclerida; Acarnidae; Damiria		
242	<i>Damiria simplex</i> Keller, 1891	S, Lim et al. (2012a); V, Chervyakova (2007)
Poecilosclerida; Cladorhizidae; Chondrocladia		
243	<i>Chondrocladia (Chondrocladia) arenifera</i> Brøndsted, 1929	C, Brøndsted (1929); Ta, Brøndsted (1929)
Poecilosclerida; Crambeidae; Monanchora		
244	<i>Monanchora clathrata</i> Carter, 1883	S, Lim et al. (2012a); V, Lévi (1961);
245	<i>Monanchora pulchra</i> (Lambe, 1895)	C, Li (2008)
246	<i>Monanchora unguiculata</i> (Dendy, 1922)	S, Lim et al. (2012a); Th, Putschakarn et al. (2004a); V, Chervyakova (2007)
Poecilosclerida; Crellidae; Crella		
247	<i>Crella (Grayella) aff. papillata</i> (Lévi, 1958)	Ta, Shao et al. (2008)
Poecilosclerida; Coelosphaeridae; Coelosphaera		
248	<i>Coelosphaera (Coelosphaera) navicelligera</i> (Ridley, 1884)	Th, Hongpadharakiree et al. (2008); V, Lindgren (1897)
249	<i>Forcepia (Foecepia) vansoesti</i> Lim et al., 2012	S, Lim et al. (2012a)
Poecilosclerida; Coelosphaeridae; Lissodendoryx		
250	<i>Lissodendoryx (Lissodendoryx) ternatensis</i> (Thiele, 1903)	C, Brøndsted (1929); Ta, Brøndsted (1929)
251	<i>Lissodendoryx (Lissodendoryx) tylostyla</i> Li, 1986	C, Li (1986)
252	<i>Lissodendoryx (Waldoschmittia) schmidti</i> (Ridley, 1884)	Th, Dawydoff (1952); V, Lindgren (1897)
Poecilosclerida; Desmacididae; Desmapsamma		
253	<i>Desmapsamma vervoorti</i> Van Soest, 1998	Th, Putschakarn (2006)
Poecilosclerida; Esperipsidae; Esperipsis		
254	<i>Esperipsis plumosa</i> Tanita, 1965	C, Li (2008)
Poecilosclerida; Guitarridae; Tetrápocillon		
255	<i>Tetrápocillon patbergquistae</i> Fromont et al., 2011	S, Lim et al. (2012a)
Poecilosclerida; Hymedesmiidae; Phorbas		
256	<i>Phorbas arborescens</i> (Ridley, 1884)	Th, Kritsanapuntu et al. (2001)
Poecilosclerida; Iotrochotidae; Iotrochota		
257	<i>Iotrochota baculifera</i> Ridley, 1884	S, Hooper et al. (2000); Th, Kritsanapuntu et al. (2001); V, Lindgren (1897); C, Fan et al. (2010); Ta, Huang et al. (2016)
258	<i>Iotrochota iota</i> (De Laubenfels, 1954)	C, Li (2008)
259	<i>Iotrochota purpurea</i> (Bowerbank, 1875)	S, De Voogd & Cleary (2009); M, Bowerbank (1875); Th, Kritsanapuntu et al. (2001); V, Dawydoff (1952); C, Shen et al. (2012)
Poecilosclerida; Isodictyidae; Coelocartheria		
260	<i>Coelocartheria aff. agglomerans</i> Azzini, Calcinaï & Pansini 2007	Ta, Shao et al. (2008)
261	<i>Coelocartheria singaporensis</i> (Carter, 1883)	S, Carter (1883b); Th, Kritsanapuntu et al. (2001); V, Lindgren (1897); C, Li (2008)
Poecilosclerida; Isodictyidae; Isodictya		
262	<i>Isodictya palmata</i> (Ellis & Solander, 1786)	C, Li (2008)
Poecilosclerida; Latrunculiidae; Latrunculia		
263	<i>Latrunculia laevis</i> Lindgren, 1897	V, Lindgren (1897)
Poecilosclerida; Microcionidae; Clathria		
264	<i>Clathria (Clathria) chelifera</i> (Hentschel, 1911)	V, Hooper (1996)
265	<i>Clathria (Clathria) gorgonioides</i> (Dendy, 1916)	V, Dawydoff (1952)
266	<i>Clathria (Clathria) transiens</i> Hallmann, 1912	S, Chuang (1961)
267	<i>Clathria (Microcionia) aceratoobtusa</i> (Carter, 1887)	Th, Hooper et al. (2000)
268	<i>Clathria (Microcionia) anonyma</i> Burton, 1959	Th, Putschakarn (2006)
269	<i>Clathria (Thalysias) cervicornis</i> (Thiele, 1903)	S, Hooper et al. (2000)
270	<i>Clathria (Thalysias) coralliophila</i> (Thiele, 1903)	V, Dawydoff (1952)
271	<i>Clathria (Thalysias) erecta</i> (Thiele, 1899)	V, Lévi (1961)

S/N	Species	Reference
272	<i>Clathria (Thalysias) fasciculata</i> Wilson, 1925	C, Xiao et al. (2002)
273	<i>Clathria (Thalysias) filifer</i> (Ridley & Dendy, 1886)	S, Dragnevitsch (1905); V, Dawydoff (1952)
274	<i>Clathria (Thalysias) reinwardti</i> Vosmaer, 1880	S, Hooper et al. (2000); Th, Kritsanapuntu et al. (2001); V, Dawydoff (1952); Ta, Shao et al. (2008)
275	<i>Clathria (Thalysias) robusta</i> (Dendy, 1922)	S, Burton & Rao (1932)
276	<i>Clathria (Thalysias) spinifera</i> (Lindgren, 1897)	V, Lindgren (1897)
277	<i>Clathria (Thalysias) tingens</i> (Hooper, 1996)	Th, Pumbua et al. (2009)
278	<i>Clathria (Thalysias) toxifera</i> (Hentschel, 1912)	S, Hooper et al. (2000); Th, Hooper et al. (2000)
279	<i>Clathria (Thalysias) vulpina</i> (Lamarck, 1814)	S, Hooper et al. (2000); M, Bowerbank (1875); V, Dawydoff (1952); Ta, Shao et al. (2008)
280	<i>Clathria (Wilsonella) foraminifera</i> (Burton & Rao, 1932)	S, De Voogd & Cleary (2009)
281	<i>Clathria (Wilsonella) lindgreni</i> Hooper, 1996	V, Dawydoff (1952)
282	<i>Clathria (Wilsonella) tuberosa</i> (Bowerbank, 1875)	S, Hooper et al. (2000); M, Bowerbank (1875)
Poecilosclerida; Microcionidae; Echinochalina		
283	<i>Echinochalina (Echinochalina) intermedia</i> (Whitelegge, 1902)	V, Chervyakova (2007)
Poecilosclerida; Microcionidae; Holopsamma		
284	<i>Holopsamma laminaefavosa</i> (Carter, 1885)	S, Dragnevitsch (1905)
Poecilosclerida; Mycalidae; Mycale		
285	<i>Mycale (Aegogropila) adhaerens</i> (Lambe, 1893)	C, Li (2008)
286	<i>Mycale (Aegogropila) crassissima</i> (Dendy, 1905)	S, De Voogd & Cleary (2009); V, Lévi (1961)
287	<i>Mycale (Aegogropila) pellucida</i> (Ridley, 1884)	V, Dawydoff (1952)
288	<i>Mycale (Aegogropila) phillipensis</i> (Dendy, 1896)	V, Lindgren (1897); C, Pulitzer-Finali (1982)
289	<i>Mycale (Aegogropila) plumosa</i> sensu Hoshino, 1981	C, Li (2008)
290	<i>Mycale (Aegogropila) sulevoidea</i> Sollas, 1902	S, Lim et al. (2009); M, Sollas (1902); Th, Pumbua et al. (2009)
291	<i>Mycale (Carmia) murrayi</i> (Ridley & Dendy, 1886)	S, Dragnevitsch (1905)
292	<i>Mycale (Carmia) phyllophila</i> Hentschel, 1911	V, Tran (1967); C, Van Soest (1982)
293	<i>Mycale (Mycale) grandis</i> Gray, 1867	S, Lim et al. (2012a); Th, Putchakarn et al. (2004a)
294	<i>Mycale (Mycale) gravelyi</i> Burton, 1937	V, Nguyen et al. (1977)
295	<i>Mycale (Mycale) indica</i> (Carter, 1887)	S, Lim et al. (2012a)
296	<i>Mycale (Mycale) sulcata</i> Hentschel, 1911	S, Lim et al. (2012a)
297	<i>Mycale (Zygomycale) parishii</i> (Bowerbank, 1875)	S, Burton & Rao (1932); M, Bowerbank (1875); Th, Putchakarn et al. (2004a); V, Azzini et al. (2007); C, Li (2008); Ta, Huang et al. (2016)
298	<i>Mycale vermistyla</i> Li, 1986	C, Li (1986)
Poecilosclerida; Myxillidae; Psammochela		
299	<i>Psammochela elegans</i> Dendy, 1916	Th, Putchakarn et al. (2008)
300	<i>Psammochela psammodes</i> (Hentschel, 1911)	S, Lim et al. (2012a)
Poecilosclerida; Podospongiidae; Diacarnus		
301	<i>Diacarnus megaspinorhabdosa</i> Kelly-Borges & Vacelet, 1995	Ta, Shao et al. (2008)
Poecilosclerida; Podospongiidae; Negombata		
302	<i>Negombata corticata</i> (Carter, 1879)	C, Chao et al. (2010)
Poecilosclerida; Tedaniidae; Tedania		
303	<i>Tedania (Tedania) brevispiculata</i> Thiele, 1903	V, Lévi (1961)
304	<i>Tedania (Tedania) maeandrica</i> Thiele, 1903	Th, Putchakarn (2006)
305	<i>Tedania (Tedania) strongyla</i> Li, 1986	C, Li (1986)
Clionaida; Clionidae; Cliona		
306	<i>Cliona albimarginata</i> Calcinai, Bavestrello & Cerrano, 2005	Th, Pumbua et al. (2009)
307	<i>Cliona aurivilli</i> (Lindgren, 1897)	Th, Putchakarn et al. (2004a); V, Azzini et al. (2007)
308	<i>Cliona</i> cf. <i>celata</i> Grant, 1826	Th, Putchakarn & Hongpatarakiri (2012); V, Dawydoff (1952)
309	<i>Cliona desimoni</i> Bavestrello, Calcinai & Sarà, 1995	Ta, Bavestrello et al. (1995)
310	<i>Cliona mucronata</i> Sollas, 1878	V, Dawydoff (1952)
311	<i>Cliona orientalis</i> Thiele, 1900	S, Lim et al. (2012a); Th, Putchakarn & Hongpatarakiri (2012); V, Calcinai et al. (2006)
312	<i>Cliona patera</i> (Hardwicke, 1820)	S, Hardwicke (1820); V, Dawydoff (1952)
313	<i>Cliona utricularis</i> Calcinai, Bavestrello & Cerrano, 2005	S, Lim et al. (2012a); Th, Pumbua et al. (2009)

S/N	Species	Reference
	Clionaida; Clionaidae; Cliothosa	
314	<i>Cliothisa aurivillii</i> (Lindgren, 1897)	V, Dawydoff (1952)
315	<i>Cliothisa hancocki</i> (Topsent, 1888)	Th, Dawydoff (1952); V, Calcinai et al. (2006)
	Clionaida; Clionaidae; Spheciospongia	
316	<i>Spheciospongia areolata</i> (Dendy, 1897)	V, Dawydoff (1952)
317	<i>Spheciospongia inconstans</i> (Dendy, 1887)	S, Chuang (1961); M, Sollas (1902); V, Chervyakova (2007)
318	<i>Spheciospongia lacunosa</i> (Kieschnick, 1898)	S, Dragnewitsch (1905)
319	<i>Spheciospongia purpurea</i> (Lamarck, 1815)	S, Chuang (1961); C, Li (2008)
320	<i>Spheciospongia solida</i> (Ridley & Dendy, 1886)	Th, Putschakarn (2006); V, Calcinai et al. (2006)
321	<i>Spheciospongia tentorioides</i> (Dendy, 1905)	V, Calcinai et al. (2006)
322	<i>Spheciospongia vagabunda</i> (Ridley, 1884)	S, Chuang (1973); Th, Kritsanapuntu et al. (2001); V, Chervyakova (2007); C, Xiao et al. (2004)
	Clionaida; Clionaidae; Spiroxya	
323	<i>Spiroxya acus</i> (Bavestrello, Calcinai & Sarà, 1995)	Ta, Bavestrello et al. (1995)
324	<i>Spiroxya macroxeata</i> (Calcinai, Bavestrello, Cerrano & Sarà, 2001)	Ta, Calcinai et al. (2001)
	Clionaida; Spirastrellidae; Spirastrella	
325	<i>Spirastrella decumbens</i> Ridley, 1884	S, Lim et al. (2012a); V, Calcinai et al. (2006)
	Clionaida; Placospongiidae; Placospongia	
326	<i>Placospongia carinata</i> (Bowerbank, 1858)	S, Lim et al. (2012a); V, Chervyakova (2007)
327	<i>Placospongia melobesoides</i> Gray, 1867	S, De Voogd & Cleary (2009); Th, Putschakarn (2011a); V, Dawydoff (1952);
	Tethyida; Tethyidae; Tethya	
328	<i>Tethya ingalli</i> Bowerbank, 1858	M, Sollas (1902); V, Dawydoff (1952);
329	<i>Tethya japonica</i> Sollas, 1888	V, Dawydoff (1952); C, Li (2008)
330	<i>Tethya robusta</i> (Bowerbank, 1873)	S, Lim et al. (2009); Th, Putschakarn & Hongpatarakiri (2012); C, Li (2008)
331	<i>Tethya seychellensis</i> (Wright, 1881)	Th, Putschakarn (2006); V, Azzini et al. (2007)
	Tethyida; Tethyidae; Tethycometes	
332	<i>Tethycometes radicata</i> Lim & Tan, 2008	S, Lim & Tan (2008)
	Tethyida; Tethyidae; Xenospongia	
333	<i>Xenospongia patelliformis</i> Gray, 1858	V, Lévi (1961)
	Tethyida; Timeidae; Timea	
334	<i>Timea aurantiaca</i> (Bergquist, 1968)	Th, Pumbua et al. (2009)
	Suberitida; Suberitidae; Aaptos	
335	<i>Aaptos laxosuberites</i> (Sollas, 1902)	M, Sollas (1902)
336	<i>Aaptos suberitoides</i> (Brøndsted, 1934)	S, De Voogd & Cleary (2009); V, Lévi (1961); C, Liu et al. (2012); Ta, Shao et al. (2008)
	Suberitida; Suberitidae; Protosuberites	
337	<i>Protosuberites proteus</i> (Hentschel, 1909)	V, Dawydoff (1952)
	Suberitida; Suberitidae; Pseudosuberites	
338	<i>Pseudosuberites cava</i> Sollas, 1902	S, Lim et al. (2012a); M, Sollas (1902)
339	<i>Pseudosuberites lobulatus</i> (Lévi, 1961)	V, Lévi (1961)
	Suberitida; Suberitidae; Suberites	
340	<i>Suberites diversicolor</i> Becking & Lim, 2009	S, Becking & Lim (2009)
341	<i>Suberites tylobtus</i> Lévi, 1958	C, Li et al. (2000)
	Suberitida; Suberitidae; Terpios	
342	<i>Terpios cruciata</i> (Dendy, 1905)	S, Lim et al. (2012a); V, Azzini et al. (2007)
343	<i>Terpios granulosa</i> Bergquist, 1967	S, Lim et al. (2012a); Th, Putschakarn et al. (2004a)
344	<i>Terpios hoshinota</i> Rützler & Muzik, 1993	M, Hoeksema et al. (2014); Ta, Liao et al. (2007)

S/N	Species	Reference
Suberitida; Halichondriidae; Amorphinopsis		
345	<i>Amorphinopsis excavans</i> Carter, 1887	S, Lim et al. (2009); Th, Putschakarn et al. (2004a); V, Azzini et al. (2007)
346	<i>Amorphinopsis fenestrata</i> (Ridley, 1884)	V, Lindgren (1897)
347	<i>Amorphinopsis foetida</i> (Dendy, 1889)	V, Lévi (1961); C, Li (2008)
348	<i>Amorphinopsis siamensis</i> (Topsent, 1925)	Th, Topsent (1925)
Suberitida; Halichondriidae; Axinyssa		
349	<i>Axinyssa aplysinoides</i> (Dendy, 1922)	Th, Putschakarn (2006); C, Li (2008)
350	<i>Axinyssa pitys</i> (De Laubenfels, 1954)	S, Chuang (1973)
351	<i>Axinyssa variabilis</i> (Lindgren, 1897)	V, Lindgren (1897); C, Li (2008)
Suberitida; Halichondriidae; Ciocalypta		
352	<i>Ciocalypta</i> aff. <i>tyleri</i> Bowerbank, 1873	Ta, Huang et al. (2016)
353	<i>Ciocalypta melichlora</i> Sollas, 1902	M, Sollas (1902)
354	<i>Ciocalypta rutila</i> Sollas, 1902	M, Sollas (1902)
Suberitida; Halichondriidae; Epipolasis		
355	<i>Epipolasis suluensis</i> (Wilson, 1925)	S, Lim et al. (2012a)
Suberitida; Halichondriidae; Halichondria		
356	<i>Halichondria</i> (<i>Halichondria</i>) <i>armata</i> Lindgren, 1897	C, Li (2008)
357	<i>Halichondria</i> (<i>Halichondria</i>) <i>cartilaginea</i> (Esper, 1794)	S, Lim et al. (2012a); Th, Kritsanapuntu et al. (2001); V, Lévi (1961)
Suberitida; Halichondriidae; Hymeniacion		
358	<i>Hymeniacion agminata</i> Ridley, 1884	C, Li (2008)
Suberitida; Halichondriidae; Spongosorites		
359	<i>Spongosorites lapidiformis</i> Dendy, 1905	C, Li (2008)
Suberitida; Halichondriidae; Topsentia		
360	<i>Topsentia rugosa</i> (Ridley & Dendy, 1886)	C, Li (2008)
Class Calcarea		
Subclass Calcinea		
Clathrinida; Clathrinidae; Clathrina		
361	<i>Clathrina flexili</i> (Haeckel, 1872)	S, Haeckel (1872)
362	<i>Clathrina sororcula</i> Van Soest & De Voogd, 2015	S, Van Soest & De Voogd (2015)
Clathrinida; Clathrinidae; Guancha		
363	<i>Guancha macleayi</i> (Lendenfeld, 1885)	V, Dawydoff (1952)
Clathrinida; Leucettidae; Leucetta		
364	<i>Leucetta chagosensis</i> Dendy, 1913	Ta, Shao et al. (2008)
Clathrinida; Leucaltidae; Leucettusa		
365	<i>Leucettusa haeckeliana</i> (Poléjaeff, 1883)	V, Dawydoff (1952)
Leucosolenida; Jenkinidae; Anamixilla		
366	<i>Anamixilla singaporensis</i> Van Soest & De Voogd, 2015	S, Van Soest & De Voogd (2015)
Leucosolenida; Grantiidae; Aphroceras		
367	<i>Aphroceras alvicornis</i> Gray, 1858	C, Gray (1858b)
Leucosolenida; Heteropiidae; Heteropia		
368	<i>Heteropia glomerata</i> (Bowerbank, 1873)	C, Li (2008)
369	<i>Heteropia striata</i> Hozawa, 1916	V, Dawydoff (1952)
Subclass Calcaronea		
Leucosolenida; Grantiidae; Leucandra		
370	<i>Leucandra capillata</i> (Poléjaeff, 1883)	V, Dawydoff (1952)
371	<i>Leucandra loricata</i> (Poléjaeff, 1883)	V, Dawydoff (1952)

S/N	Species	Reference
	Leucosolenida; Jenkinidae; <i>Uteopsis</i>	
372	<i>Uteopsis argentea</i> (Poléjaeff, 1883)	S, Van Soest & De Voogd (2015)
	Class Hexactinellida	
	Subclass Amphidiscophora	
	Amphidiscosida; Hyalonematidae; <i>Hyalonema</i>	
373	<i>Hyalonema (Leptonema) acuferum</i> (Schulze, 1893)	C, Li (2008)
	Amphidiscosida; Monorhaphidae; <i>Monorhaphis</i>	
374	<i>Monorhaphis chuni</i> Schulze, 1904	C, Li (2008)
	Amphidiscosida; Pheronematidae; <i>Pheronema</i>	
375	<i>Pheronema hemisphaericum</i> (Gray, 1873)	C, Li (2008)
	Subclass Hexasterophora	
	Hexactinosida; Aphrocallistidae; <i>Aphrocallistes</i>	
376	<i>Aphrocallistes beatrix</i> Gray, 1858	M, Gray (1858a); C, Li (2008)
	Hexactinosida; Euretidae; <i>Eurete</i>	
377	<i>Eurete schmidtii</i> Schulze, 1886	C, Li (2008)
	Hexactinosida; Euretidae; <i>Myliusia</i>	
378	<i>Myliusia verrucosa</i> Ijima, 1927	C, Li (2008)
	Hexactinosida; Euretidae; <i>Pararete</i>	
379	<i>Pararete farreopsis</i> (Carter, 1877)	C, Li (2008)
380	<i>Pararete farreopsis jakosalemi</i> Ijima, 1927	C, Li (2008)
	Hexactinosida; Fieldingiidae; <i>Fieldingia</i>	
381	<i>Fieldingia valentini tizardi</i> Tabachnick & Janussen, 2004	Ta, Tabachnick & Janussen (2004)
	Hexactinosida; Tretodictyidae; <i>Tretodictyum</i>	
382	<i>Tretodictyum tubulosum</i> Schulze, 1886	C, Li (2008)
	Lychniscosida; Aulocystidae; <i>Neaulocystis</i>	
383	<i>Neaulocystis zitteli</i> (Marshall & Meyer, 1877)	C, Li (2008)
	Lyssacinosida; Euplectellidae; <i>Euplectella</i>	
384	<i>Euplectella aspergillum</i> Owen 1841	C, Li (2008)
385	<i>Euplectella timorensis</i> Ijima, 1927	C, Li (2008)
	Lyssacinosida; Euplectellidae; <i>Holascus</i>	
386	<i>Holascus ridleyi</i> Schulze, 1886	C, Li (2008)
	Lyssacinosida; Rossellidae; <i>Crateromorpha</i>	
387	<i>Crateromorpha (Crateromorpha) meyeri</i> Gray, 1872	C, Li (2008)
	Lyssacinosida; Rossellidae; <i>Lophocalyx</i>	
388	<i>Lophocalyx sulwana</i> Ijima, 1927	C, Li (2008)

in the past when the concepts of biogeography and sponge distribution were poorly defined. It is now generally accepted that species from the Atlantic Ocean and the Caribbean are unlikely to be conspecific with South China Sea sponges (see Van Soest, 1994; Van Soest et al., 2012, 2016) and are thus not included in our list. Nevertheless, there are exceptions. The interesting example of *Celtodoryx ciocalyptoides* is a case in point. This species was originally described from the Sea of Japan by Burton (1935) but was later discovered on the west coast of France (Perez et al., 2006) and the Netherlands (Van Soest et al., 2007). Both studies expressed a likely connection with shellfish culture but were unable to provide evidence for this other than that the species was

previously unknown from their areas (see Van Soest et al., 2012). However, Henkel & Janussen (2011) discovered the likely source populations are in the northwest Pacific, and they provided convincing proof of the conspecificity of the Asian and European populations. In any case, sponge species that have been discovered for some time typically have a restricted distribution; could be one or a few MEOW provinces in Spalding et al. (2007), or widely distributed in the an entire ocean such as Pacific Ocean, Indian Ocean and Atlantic Ocean. Disjunct distributions of Atlantic Ocean and Pacific Ocean should always be viewed in doubt until further examinations and studies prove otherwise.

Species distribution. A north-south gradient of sponge faunal assemblages from Singapore (combined with peninsular Malaysia) to Taiwan can be seen in the Bray-Curtis cluster analysis dendrogram (Fig. 1). Singapore and Thailand showed the highest similarity with each other, with 46 co-occurring species. The biogeographical affinities revealed by classification (cluster analysis) based on the Bray-Curtis similarity index and Jaccard similarity ordination (MDS) (Fig. 2) revealed the presence of a few groupings corresponding to the province and ecoregion outlined in the ‘Marine Ecoregions of the World’ (MEOW) classification system (Spalding et al., 2007). The main group consists of Singapore, Peninsular Malaysia and Thailand corresponding to the province “Sunda Shelf”. The second is Vietnam, comprising two ecoregions, “Gulf of Tonkin” and “Southern Vietnam”. The region Southern China and Taiwan are depicted to be very different in the MDS plot, corresponding to the ecoregion “Southern China” and “South Kuroshio”. Tropical elements probably draw the Singapore, Thailand and Vietnam together. The subtropical element of Southern China separates it from the tropical group. The weak affinity between southern China and Taiwan is probably due to the influence of the warm Kuroshio current off Taiwan. There is a slight tropical element in Taiwan as revealed in the MDS plot, which draws the fauna of Taiwan closer to Singapore and Thailand.

Sixteen species are widely distributed and are present in at least four of the regions. They are: *Aaptos suberitoides*, *Acanthella cavernosa*, *Biemna fortis*, *Cinachyrella australiensis*, *Clathria (Thalysias) reinwardti*, *Coelocartheria singaporensis*, *Echinodictyum asperum*, *Hyrtios erectus*, *Haliclona (Gellius) cymaeformis*, *Iotrochota baculifera*, *I. purpurea*, *Mycale (Zygomycale) parishii*, *Neopetrosia exigua*, *Oceanapia sagittaria*, *Sphaciospongia vagabunda* and *Xestospongia testudinaria*. Of these, six are reported to be widely distributed species in the Indo-Pacific (Hooper et al., 2000): *Hyrtios erectus* (as *erecta*), *X. testudinaria*, *S.* (as *Spirastrella*) *vagabunda*, *I. baculifera*, *Haliclona (Gellius) cymaeformis* and *Cinachyrella* (as *Cinachyra*) *australiensis*. Three species, *C. australiensis*, *M. (Z.) parishii* and *X. testudinaria*, occur all the regions. *Mycale (Zygomycale) parishii* has been reported to be a fouling species in Hawaii and Singapore (see De Laubenfels, 1950; Bergquist, 1967; Eldredge & Smith, 2001; Lim et al., 2009) but it is common and abundant in natural habitats in Singapore waters (Lim et al., 2012a) and elsewhere in the region. *Xestospongia testudinaria*, also commonly known as the “Pacific Barrel Sponge”, is probably the one of the most conspicuous and abundant species in our study. It is widely distributed from Seychelles to the Great Barrier Reef (see Van Soest et al., 2016) and is the subject of a wide range of studies involving their biochemistry (see Blunt et al., 2013), microbiology (see Polonia et al., 2014; Cleary et al., 2015), reproduction (Fromont & Bergquist, 1994), and population genetics (Swierets et al., 2013; Setiawan et al., 2016). Its Caribbean congener *Xestospongia muta* has been labeled “Redwoods of the Reef” and estimated to live as long as 2000 years (McMurray et al., 2008). Another notable widespread species

is *Terpios hoshinota*, a coral-killing sponge (Bryan, 1973). It was first described from the Ryukyu Archipelago, Japan and Guam (Rützler & Muzik, 1993), and has now been recorded from Taiwan (Liao, 2007; Liao et al., 2007), Great Barrier Reef (Fujii et al., 2011), Indonesia (De Voogd et al., 2013), peninsular Malaysia (Hoeksema et al., 2014) and Indian Ocean (Montano et al., 2015; Thinesh et al., 2015). This sponge has not been recorded in the rest of the regions to date apart from Taiwan and peninsular Malaysia but it might be present cryptically in low numbers.

All the widely distributed species listed above are commonly found on fringing reefs, which is the most widely sampled habitat in the South China Sea. However, there are many other habitats present in the South China Sea (see Morton & Blackmore, 2001; Vo et al., 2013). Lagoons, beaches, seagrass beds, intertidal reef flats, mangroves, mudflats estuaries and man-made structures such fish farms, seawalls, pontoons, jetties and ports are common, but they may not have been sampled extensively. Substrata in these habitats include mud, sand, rock, boulder, coral rubble, shelf grit and cement. An unique habitat can be found off NE Taiwan where over 30 hydrothermal vents emitting hydrothermal fluids and volcanic gases at less than 30 m depth (Chen et al. 2005). Distinctive sponges have been discovered from these shallow hydrothermal vents (Huang et al., unpublished data).

Two other major groups of habitat are the intertidal reef flat and man-made structures. Some other habitats for sponges such as reef-flat, estuaries, and to a much lesser extent the mangroves are often found in the intertidal zone. Three different kinds of tides (diurnal, semi-diurnal, and mixed) can be found in our study area (see Wyrki, 1961), and the tidal range, low tide and high tide marks between different regions can be highly variable. For example, Thuan An (Vietnam) has a tidal range of 0.45 m whereas Xiamen (China) has the largest tidal range of 5.88 m. However, intertidal sponges are found in all the regions at tidal height with limited air exposure of less than 2–3 hours. A high number of 99 intertidal species were recorded in Singapore with semi-diurnal tide with typical tidal height of 3.0 m where they are exposed to the air (at below 0.3 m tide) for a few hours in a few days a month during the low spring tides (Lim et al., 2012). Widespread and common intertidal species on reef flats in Singapore include *Biemna fortis*, *Cinachyrella australiensis*, *Clathria (Thalysias) reinwardti*, *Coelocartheria singaporensis*, *Haliclona (Gellius) cymaeformis* and *Paratetilla bacca*. The estuaries and mangroves are characterised by low salinity and high sediment load and species like *Amorphinopsis excavans*, *Sphaciospongia vagabunda*, *Suberites diversicolor* and *Tethya robusta* thrive in the estuaries. Mangroves are found in the entire study area from Singapore to Xiamen (China) which is the northern limit of large scale mangroves. However, few sponges can found on mangroves unlike those in the Caribbean (see Rützler, 1995; Diaz, 2012; Rützler et al., 2000) and Indonesia (Becking et al., 2013). The reason is probably that the mangrove plants are largely situated above the highest tidal limit for sponges that exceed the air exposure tolerance of intertidal sponges.

Most species listed in Table 1 are restricted to the tropics but a large latitudinal difference of over 25° exists between Singapore at the equator and southern China/Taiwan in the north. A number of sponge species that may be restricted to the tropics were found only in Thailand and Singapore. These were *Craniella abracadabra*, *Paratetilla bacca*, *Geodia picteti*, *Cliona utricularis*, *Terpios granulosa*, *Desmanthus rhabdophorus*, *Clathria (Thalysias) toxifera*, *Echinodictyum conulosum*, *Echinodictyum mesenterinum*, *Mycale (Mycale) grandis*, *Callyspongia joubini*, *Haliclona koremella*, *Siphonodictyon maldiviensis*, *Petrosia (Petrosia) hoeksemai* and *Chelonaplysilla erecta*. On the other hand, 195 species were confined to southern China and Taiwan, with only seven species recorded in both southern China and Taiwan, and not in other regions. Southern China and Taiwan are at the northern limit of tropical corals and mangroves and it is also the southern limit for temperate species (Morton & Blackmore, 2001). The Northeast Monsoon pushes cooler coastal waters down through the Taiwan Strait during winter (see Chen, 1999; Morton & Blackmore, 2001). However, the Kuroshio brings warm current to the east coast of Taiwan. This explains some of the tropical species such as *Clathria (Thalysias) reinwardti* and *Oceanapia sagittaria* being present in Taiwan but absent in southern China.

Apart from the apparent distinction between north and south assemblages of sponges, some 267 species (some 70% of the total species) have only been recorded from one region only (Fig. 3): Singapore (52 species); peninsular Malaysia (9 species); Thailand (30 species); Vietnam (67 species); southern China (83 species); Taiwan (27 species). Results from a number of studies have suggested high endemism in many groups of sponges—Van Soest (1994) found that over 70% of all species were confined to one of the 35 areas in which he divided the globe; Xavier & Van Soest (2012) reported more than half of the total Northeast Atlantic and Mediterranean species occur in only 1–3 out of the 28 study areas. Endemism seems to hold true even at small spatial scales. Hooper & Kennedy (2002) found that 60% of all the species from a restricted coastal area of southeast Queensland occurred only a single reef within a 50 km radius in eastern Australia.

However, we think that most of our “restricted” species are probably not endemic species, as obvious environmental boundaries do not exist between the study areas along the South China Sea. A few factors could have contributed to the large number of “restricted” species. Firstly, many of the collections are collected at different times using a variety of collection methods. Many species recorded in the past have not yet been recorded again; some of the notable large collections done in the past are by Dragnewitsch (1905) in Singapore, Sollas (1902) in Peninsular Malaysia, Lindgren (1897) and Dawydoff (1952) in Vietnam. These species might have become rare or simply ceased to exist. In the case of Singapore, its shallow waters have lost up to 65% of their live coral cover due to intensive land reclamation that began 50 years ago. It is definitely not surprising that some species were lost after drastic changes in the environment. However, some species recorded long ago, like *Coelocarteria*

singaporensis (Carter, 1883) is still very common and abundant at its type locality and surrounding areas. The Neptune’s Cup, *Cliona patera* which was described close to two centuries ago by Hardwicke (1820), disappeared for a long time and was only rediscovered again in Singapore (Lim et al., 2012a) even after having lost over 90% of its natural coastline due to urbanisation and land reclamation (Chou, 2006). The second reason is misidentification by both past and contemporary workers as many sponges are difficult to identify and characters are not easy to recognise. Sponge species descriptions written in the early years are brief, poorly illustrated or without figures altogether. This makes the task of identification very difficult, if not impossible, given the highly diverse sponge fauna found in this region. Very often, sponge characters for many groups only become clear after examination of type material but voucher specimens are lodged in far away museums in Europe and not easily available to sponge workers in Southeast Asia. In addition, the phylogeny of many sponge groups is still not clear, even after the recent major revision by Morrow & Cárdenas (2015). Several orders and many families are still considered to be polyphyletic and remain unresolved. A substantial number of misidentifications were unavoidable as we were unable to examine and verify many species and records in the list. Thirdly, a large number of OTUs in many collections have not been identified to species, as the sponge fauna diversity the South China Sea is simply too overwhelming for the few sponge workers. More OTUs identified will definitely expand the geographical distribution of many species and reduce the number of “restricted” species in this study. In addition, many areas in our study have not been adequately sampled and “restricted” species could well be present in these areas.

This work has improved the knowledge of sponge fauna in Singapore, peninsular Malaysia, Thailand, Cambodia, Vietnam, southern China and Taiwan along the South China Sea but we are still far from a complete picture of the actual diversity of sponges. Many more areas remain to be explored and many recorded undetermined taxa are yet to be identified and named.

ACKNOWLEDGEMENTS

The Singapore Strait marine biodiversity workshop was held on St. John’s Island, Singapore from 20 May to 7 June 2013, and was organised by the National Parks Board and National University of Singapore. The workshop, as part of the Comprehensive Marine Biodiversity Survey (CMBS) benefited greatly from generous contributions provided by Asia Pacific Breweries Singapore, Care-for-Nature Trust Fund, Keppel Care Foundation, Shell Companies in Singapore and The Air Liquide Group. An early draft of this checklist was first prepared by LSC for the ‘Workshop on Marine Ecosystems and Biodiversity: Cooperative Project under the ASEAN-China Declaration on the Conduct of the Parties in the South China Sea’, held at the National University of Singapore, 31 July–4 August 2012. The authors thank an anonymous reviewer and John Hooper (Queensland Museum) for critical but helpful comments

that have improved the manuscript considerably. We also acknowledge the following institutes and agencies for their support and funding: Foundation of China Ocean Mineral Resources R & D Association (No. DY125-22-QY-18 to DW); Marine biodiversity in the South China Sea and mechanisms project (No. VAST.HTQT.NGA.01/14-15 to MQT); Collection of marine biological samples in the South Vietnam (No. BSTMV.22/15-19 to MQT); Institute of Marine Science, Burapha University, Thailand (SP); the Plant Genetic Conservation Project Under the Royal Initiative of Her Highness Princess Maha Chakri Sirindhorn (RSPG, to SP); Naval Special Warfare Group, Royal Thai Fleet, Royal Thai Navy (to SP); National Research Council of Thailand (to SP); the Department of Coastal and Marine Resources, Ministry of Natural Resources and Environment, Thailand (to SP); Ministry of Science and Technology, Taiwan (NSC 100-2621-B-346-001; NSC 101-2621-B-346-001, to YMH); National Parks Board, Ministry of National Development, Singapore (to K. S. Tan, TMSI, NUS).

LITERATURE CITED

- Azzini F, Calcinai B, Cerrano C, Bavestrello G & Pansini M (2007) Sponges of the marine karst lakes and of the coast of the islands of Ha Long Bay (north Vietnam). In: Custodia MR, Lobo-Hajdu G, Hajdu E & Muricy G (eds.) Porifera Research: Biodiversity, innovation and sustainability. Série Livros 28. Museu Nacional, Rio de Janeiro. Pp. 157–164.
- Bakus GJ & Nishiyama GK (2000) Three species of toxic sponges from Cebu, Philippines (Porifera: Demospongiae). Proceedings of the Biological Society of Washington, 113 (4): 1162–1172.
- Bavestrello G, Calcinai B & Sara M (1995) Two new species of *Cliona* (Porifera, Demospongiae) boring the scleraxis of *Corallium elatius* from the western Pacific. Bollettino Di Zoologia, 62: 375–381.
- Becking LE, Cleary DFR & de Voogd NJ (2013) Sponge species composition, abundance, and cover in marine lakes and coastal mangroves in Berau, Indonesia. Marine Ecology Progress Series, 481: 105–120.
- Becking LE & Lim SC (2009) A new *Suberites* (Demospongiae: Hadromerida: Suberitidae) from the tropical Indo-West Pacific. Zoologische Mededelingen Leiden, 83: 853–862.
- Bergquist PR (1965) The Sponges of Micronesia, Part I. The Palau Archipelago. Pacific Science, 19(2): 123–204.
- Bergquist PR (1967) Additions to the sponge fauna of the Hawaiian Islands. Micronesica, 3(2): 159–174.
- Bergquist PR (1968) The Marine Fauna of New Zealand: Porifera, Demospongiae, Part 1 (Tetractinomorpha and Lithistida). New Zealand Department of Scientific and Industrial Research Bulletin [New Zealand Oceanographic Institute Memoir], 37: 1–106.
- Bergquist PR (1970) The Marine Fauna of New Zealand: Porifera, Demospongiae, Part 2 (Axinellida and Halichondrida). New Zealand Department of Scientific and Industrial Research Bulletin [New Zealand Oceanographic Institute Memoir] 51: 1–85.
- Bergquist PR (1978) Sponges. Hutchinson: London & University of California Press: Berkeley & Los Angeles, 268 pp.
- Bergquist PR (1980) A revision of the supraspecific classification of the orders Dictyoceratida, Dendroceratida and Verongida (class Demospongiae). New Zealand Journal of Zoology, 7(4): 443–503.
- Bergquist PR (1995) Dictyoceratida, Dendroceratida and Verongida from the New Caledonia Lagoon (Porifera: Demospongiae). Memoirs of the Queensland Museum, 38 (1): 1–51.
- Bergquist PR, Warne KP (1980) The Marine Fauna of New Zealand: Porifera, Demospongiae, Part 3 (Haplosclerida and Nepheliospongia). New Zealand Oceanographic Institute Memoir, 87: 1–77.
- Bergquist PR, Ayling AM & Wilkinson CR (1988) Foliose Dictyoceratida of the Australian Great Barrier Reef. I Taxonomy and phylogenetic relationships. P.S.Z.N.I.: Marine Ecology, 9(4): 291–319.
- Bidder GP (1898) The skeleton and classification of calcareous sponges. Proceedings of the Royal Society, 64: 61–76.
- Blunt JW, Copp BR, Keyzers RA, Munro MHG & Prinsep MR (2013) Marine natural products. Natural Product Reports, 30: 237–323.
- Bowerbank JS (1858) On the Anatomy and Physiology of the Spongiadae. Part I. On the Spicula. Philosophical Transactions of the Royal Society, 148(2): 279–332, pls XXII–XXVI.
- Bowerbank JS (1862) On the anatomy and physiology of the Spongiadae. Part II. Philosophical Transactions of the Royal Society, 152(2): 747–829, pls XXVII–XXXV.
- Bowerbank JS (1864) A Monograph of the British Spongiadae. Volume 1. (Ray Society: London): i–xx, 1–290, pls. I–XXXVII.
- Bowerbank JS (1866) A Monograph of the British Spongiadae. Volume 2. (Ray Society: London): i–xx, 1–388.
- Bowerbank JS (1873) Contributions to a General History of the Spongiadae. Part IV. Proceedings of the Zoological Society of London, 1873: 3–25, pls I–IV.
- Bowerbank JS (1875) Contributions to a general history of the Spongiadae. Part 7. Proceedings of the Zoological Society of London, (1875): 281–296.
- Brøndsted HV (1929) Neue Schwämme aus Amoy an der Formosa-Strasse. Zoologischer Anzeiger, 81(7–10): 224–229.
- Brøndsted HV (1934) Sponges. In: Van Straelen V (ed.) Résultats Scientifiques du Voyage aux Indes Orientales Néerlandaises de LL. AA. RR. le Prince et la Princesse Léopold de Belgique. Mémoires du Musée royal d'histoire naturelle de Belgique, Hors série, 2 (15), Brussels. Pp. 1–27.
- Bryan PG (1973) Growth rate, toxicity, and distribution of the encrusting sponge *Terpios* sp. (Hadromerida: Suberitidae) in Guam, Mariana Islands. Micronesica, 9: 237–242.
- Burton M (1931) On a Collection of Marine Sponges mostly from the Natal Coast. Annals of the Natal Museum, 6 (3): 337–358, pl. XXIII.
- Burton M (1934). Sponges. Scientific Reports of the Great Barrier Reef Expedition 1928-29. 4 (14): 513–621, pls. 1–2.
- Burton M (1935) Some sponges from the Okhotsk Sea and the Sea of Japan. Exploration des Mers de l'URSS, 22: 61–79.
- Burton M (1937) Supplement to The Littoral Fauna of Krusadai Island in the Gulf of Manaar. Porifera. Bulletin of the Madras Government Museum (New Series, Natural History Section) 1 (2, Part 4): 1–58, pls. I–IX.
- Burton M (1959) Sponges. In: Scientific Reports. John Murray Expedition 1933-34. 10(5). British Museum (Natural History): London. Pp. 151–281.
- Burton M & Rao HS (1932) Report on the shallow water marine sponges in the collection of the Indian Museum. Records of the Indian Museum, 34(3): 299–356, pls. 18.
- Calcinai B, Cerrano C, Sara M & Bavestrello G (2000) Boring sponges (Porifera, Demospongiae) from the Indian Ocean. Italian Journal of Zoology, 67 (2): 203–219.
- Calcinai B, Bavestrello G, Cerrano C & Sarà M (2001) Boring sponges living into precious corals from the Pacific Ocean. Italian Journal of Zoology, 68: 153–160.

- Calcinai B, Bavestrello G & Cerrano C (2005) Excavating sponge species from the Indo-Pacific Ocean. *Zoological Studies*, 44 (1): 5–18.
- Calcinai B, Azzini F, Bavestrello G, Cerrano C; Pansini M & Thung DC (2006) Boring sponges from Ha Long Bay, Tonkin Gulf, Vietnam. *Zoological Studies*, 45: 201–212.
- Cardenas P, Perez T & Boury-Esnault N (2012) Sponge systematics facing new challenges. In: Becerro MA, Uriz MJ, Maldonado M & Turon X (eds.) *Advances in Sponge Science: Phylogeny, Systematics, Ecology*. Pp. 79–209.
- Carter HJ (1869) A descriptive account of four subspherical sponges, Arabian and British, with general observations. *Annals and Magazine of Natural History* (4), 4: 1–28, pls. I–II.
- Carter HJ (1873) On two new species of Gumminea, with special and general observations. *Annals and Magazine of Natural History* (4), 12(67): 17–30, pl. I. page(s): 23–24; pl. I fig 10–14 & 16
- Carter HJ (1877) On two Vitreohexactinellid Sponges. *Annals and Magazine of Natural History* (4), 19(110): 121–131, pl. IX.
- Carter HJ (1879) Contributions to our knowledge of the Spongida. *Annals and Magazine of Natural History* (5), 3: 284–304, 343–360, pls. XXV–XXVII.
- Carter HJ (1880) Report on specimens dredged up from the Gulf of Manaar and presented to the Liverpool Free Museum by Capt. W.H. Cawne Warren. *Annals and Magazine of Natural History* (5), 6(31): 35–61, pls. IV–VI; 129–156, pls. VII, VIII.
- Carter HJ (1881) Supplementary Report on Specimens dredged up from the Gulf of Manaar, together with others from the Sea in the Vicinity of the Basse Rocks and from Bass's Straits respectively, presented to the Liverpool Free Museum by Capt. H. Cawne Warren. *Annals and Magazine of Natural History*, (5) 7: 361–385, pl. XVIII.
- Carter HJ (1883) Contributions to our knowledge of the Spongida. *Annals and Magazine of Natural History*, (5) 12: 308–329, pls. 11–14.
- Carter HJ (1885) Descriptions of Sponges from the Neighbourhood of Port Phillip Heads, South Australia. *Annals and Magazine of Natural History* (5), 16(94): 277–294, 347–368.
- Carter HJ (1887) Report on the Marine Sponges, chiefly from King Island, in the Mergui Archipelago, collected for the Trustees of the Indian Museum, Calcutta, by Dr. John Anderson, F.R.S., Superintendent of the Museum. *Journal of the Linnean Society. Zoology*, 21(127–128): 61–84, pls. 5–7.
- Chen CLA (1999) Analysis of scleractinian distribution in Taiwan indicating a pattern congruent with sea surface temperatures and currents: Examples from *Acropora* and *Faviidae* corals. *Zoological Studies*, 38: 119–129.
- Chen CTA, Zeng ZG, Kuo FW, Yang TYF, Wang BJ & Tu YY (2005) Tide-influenced acidic hydrothermal system offshore NE Taiwan. *Chemical Geology*, 224: 69–81.
- Chen Y-H (1988) Morphology of budding and adult of *Cinachyra australiensis* (Carter, 1886). Unpublished MS Thesis. Institute of Marine Biology, National Sun Yet-Sen University, Kaohsiung, Taiwan, 42 pp.
- Chen Y-H, Chen C-P & Chang K-H (1997) Budding cycle and bud morphology of the globe-shaped sponge *Cinachyra australiensis*. *Zoological Science*, 36: 194–200.
- Chervyakova NA (2007) Porifera (Demospongia) of the Nhatrang bay. In: Britayev TA & Pavlov DS (eds.) *Benthic fauna of the Bay of Nhatrang, Southern Vietnam*. KMK Scientific Press Ltd, Moscow. Pp. 235–249.
- Chou LM (2006) Marine habitats in one of the world's busiest harbours. In: Wolanski E (ed.) *The Environment in Asia Pacific Harbour*. Springer, Dordrecht. Pp. 377–391.
- Chou LM & Wong FJ (1985) Reef community structure of Pulau Salu. In: Delesalle B, Galzin R & Salvat B (eds) *Proceedings of the Fifth Coral Reef Congress, Tahiti*. Antenne Museum-EPHE: Moorea, French Polynesia. Pp. 285–290.
- Chung I-F, Huang Y-M, Lee T-H & Liu L-L (2010) Reproduction of the bath sponge, *Spongia ceylonensis* (Dictyoceratida: Spongiidae) from Penghu, Taiwan. *Zoological Studies*, 49: 601–607.
- Chuang SH (1961) On Malayan shores. Muwu Shosa, Singapore, 226 pp., pls. 1–112.
- Chuang SH (1973) Life of the seashore. In: Chuang SH (ed.) *Animal Life and Nature in Singapore*. Singapore University Press, Singapore. Pp. 150–174.
- Chuang SH (1977) Ecology of Singapore and Malayan coral reefs – Preliminary classification. In: Taylor DL (ed.) *Proceedings of Third International Coral Reef Symposium*. Vol. 1: Biology. Miami (Florida): Rosenthal School of Marine and Atmospheric Science. Pp. 55–63
- Cleary DFR, de Voogd NJ, Polonia ARM, Freitas R & Gomes NCM (2015) Composition and Predictive Functional Analysis of Bacterial Communities in Seawater, Sediment and Sponges in the Spermonde Archipelago, Indonesia. *Microbial Ecology* 70 (4): 889–903.
- Dawydoff C (1952) Inventaire des animaux benthique rdcoldts par moi dans le domaine maritime Indochinois. Poriferes. In: *Contribution a l'etude des invertibris de lafaune marine benthique de Indochine*. *Supplements au Bulletin Biologique de France et de Belgique*, 37: 46–51.
- De Laubenfels MW (1950) The Sponges of Kaneohe Bay, Oahu. *Pacific Science*, 4(1): 3–36.
- De Laubenfels MW (1954) The Sponges of the West-Central Pacific. *Oregon State Monographs. Studies in Zoology*, 7: i–x, 1–306, pls. I–XII.
- De Laubenfels MW (1957) New species and records of Hawaiian sponges. *Pacific Science*, 11: 236–251.
- De Voogd NJ & Cleary DFR (2009) Variation in sponge composition among Singapore reefs. *Raffles Bulletin of Zoology, Supplement* 22: 59–67.
- De Voogd NJ, Cleary DFR & Dekker F (2013) The coral-killing sponge *Terpios hoshinota* invades Indonesia. *Coral Reefs*, 32: 755–755.
- Dendy A (1887) The Sponge-fauna of Madras. A report on a collection of sponges obtained in the neighbourhood of Madras by Edgar Thurston, Esq. *Annals and Magazine of Natural History* (5), 20(117): 153–165, pls. IX–XII.
- Dendy A (1889) Report on a Second Collection of Sponges from the Gulf of Manaar. *Annals and Magazine of Natural History* (6), 3: 73–99, pls. III–V.
- Dendy A (1895) Catalogue of Non-Calcareous Sponges collected by J. Bracebridge Wilson, Esq., M.A., in the neighbourhood of Port Phillip Heads. Part I. *Proceedings of the Royal Society of Victoria (New Series)*, 7: 232–260.
- Dendy A (1897) Catalogue of Non-Calcareous Sponges collected by J. Bracebridge Wilson, Esq., M.A., in the neighbourhood of Port Phillip Heads. Part III. *Proceedings of the Royal Society of Victoria (New Series)*, 9: 230–259.
- Dendy A (1905) Report on the sponges collected by Professor Herdman, at Ceylon, in 1902. In: Herdman WA (ed.) *Report to the Government of Ceylon on the Pearl Oyster Fisheries of the Gulf of Manaar*. 3(Supplement 18). (Royal Society: London). Pp. 57–246, pls. I–XVI.
- Dendy A (1913) The Percy Sladen trust expedition to the Indian Ocean in 1905 (V). I. Report on the Calcareous Sponges collected by HMS 'Sealark' in the Indian Ocean. *Transactions of the Linnean Society of London* (2), 16 (1): 1–29.

- Dendy A (1916) Report on the Homosclerophora and Astrotetragonida collected by H.M.S. 'Sealark' in the Indian Ocean. In: Reports of the Percy Sladen Trust Expedition to the Indian Ocean in 1905, Volume 6. Transactions of the Linnean Society of London (2), 17(2). Pp. 225–271, pls. 44–48.
- Dendy A (1922) Report on the Sigmatotetragonida collected by H.M.S. 'Sealark' in the Indian Ocean. In: Reports of the Percy Sladen Trust Expedition to the Indian Ocean in 1905, Volume 7. Transactions of the Linnean Society of London (2), 18(1). Pp. 1–164, pls. 1–18.
- Deng SZ, Li FY & Peng SS (1998) Chemical constituents of marine sponge *Gelliodes spinosella* in the South China Sea. *Zhong Guo Hai Yang Yao Wu*, 1998(03): 31–32. [In Chinese]
- Desqueyroux-Faúndez R (1984). Description de la Faune des Haplosclerida (Porifera) de la Nouvelle-Calédonie. I. Niphatidae-Callyspongiidae. *Revue suisse de Zoologie*, 91(3): 765–827.
- Diaz MC (2012) Mangrove and coral reef sponge faunas: untold stories about shallow water Porifera in the Caribbean. *Hydrobiologia*, 687: 179–190.
- Döderlein L (1884) Studien an japanischen Lithistiden. *Zeitschrift für wissenschaftliche Zoologie*, 40(1): 62–104, pls. V–VII.
- Dragnewitsch P (1905) Spongien von Singapore. Inaugural Dissertation, Bern, 36 pp.
- Dragnewitsch P (1906) Spongien von Singapore. *Zoologische Jahrbucher. Abteilung für Systematik*, 23: 439–448.
- Eldredge LG & Smith CM (2001) A Guidebook of Introduced Marine Species in Hawai'i. Bishop Museum Technical Report. 21: A1–A54; B1–B60 p. <http://www2.bishopmuseum.org/HBS/invertguide/index.htm> (Accessed 29 January 2016)
- Ellis J & Solander D (1786) The Natural History of many curious and uncommon Zoophytes, collected from various parts of the Globe. Systematically arranged and described by the late Daniel Solander. 4, Benjamin White & Son, London. Pp. 1–206, pls. 1–63.
- Erpenbeck D, Sutcliffe P, Cook SD, Dietzel A, Maldonado M, van Soest RWM, Hooper JNA & Wörheide G (2012) Horny sponges and their affairs: On the phylogenetic relationships of keratose sponges. *Molecular Phylogenetics and Evolution*, 63: 809–816.
- Esper ECJ (1794) Die Pflanzenthiere in Abbildungen nach der Natur mit Farben erleuchtet, nebst Beschreibungen. Zweyter Theil, Raspe: Nürnberg, 303 pp.
- Fromont J & Bergquist PR (1994) Reproductive-biology of 3 sponge species of the genus *Xestospongia* (Porifera, Demospongiae, Petrosida) from the Great-Barrier-Reef. *Coral Reefs*, 13: 119–126.
- Fromont J, Alvarez B, Gomez O & Roberts E (2011) *Tetrapocillon* (Demospongiae: Poecilosclerida: Guitarridae) in Australia, with the description of a new species. *Records of the Western Australian Museum*, 26: 70–89.
- Fujii T, Keshavmurthy S; Zhou W, Hirose E, Chen CA & Reimer JD (2011) Coral-killing cyanobacteriosponge (*Terpios hoshinota*) on the Great Barrier Reef. *Coral Reefs*, 30: 483–483.
- Gong L, Li X & Qiu J-W (2014) A new species of *Lophophysema* (Porifera, Hexactinellida, Hyalonematidae) from the South China Sea. *Zootaxa*, 3884: 553–560.
- Gong L, Li X & Qiu J-W (2015) Two new species of Hexactinellida (Porifera) from the South China Sea. *Zootaxa*, 4034: 182–192.
- Grant RE (1826) Notice of a New Zoophyte (*Cliona celata* Gr.) from the Firth of Forth. *Edinburgh New Philosophical Journal*, 1: 78–81.
- Grant RE (1836) Animal Kingdom. In: Todd RB (ed.) The Cyclopaedia of Anatomy and Physiology. Volume 1. Sherwood, Gilbert and Piper: London. Pp. 107–118.
- Grant RE (1861) Tabular view of the primary divisions of the Animal Kingdom, intended to serve as an outline of an elementary course of recent Zoology, etc. (London), 91 pp.
- Gray JE (1843) Additional radiated animals and annelides. In: Fauna of New Zealand. E. Dieffenbach, ed., Travels in New Zealand, 2: 292–295.
- Gray JE (1858a) On *Aphrocallistes*, a new genus of Spongiadae from Malacca. *Proceedings of the Zoological Society of London*, 1858: 114–115.
- Gray JE (1858b) Description of *Aphroceras*, a new genus of calcareous Spongiadae brought from Hong Kong by Dr. Harland. *Proceedings of the Zoological Society of London*, 1858: 113–114.
- Gray JE (1867) Notes on the Arrangement of Sponges, with the Descriptions of some New Genera. *Proceedings of the Zoological Society of London*. 1867(2): 492–558, pls. XXVII–XXVIII.
- Gray JE (1868) Note on *Theonella*, a new genus of coralloid sponges from Formosa. *Proceedings of the Zoological Society of London*, 37: 565.
- Gray JE (1872) On a new genus of *Hexaradiate* and other sponges discovered in the Philippine islands by Dr. A.B. Meyer. *Annals and Magazine of Natural History* (4), 10(56): 134–139.
- Gurjanova EF & Tran HP (1972) Bottom communities of the Tonking Gulf. Fauna of the Tonkin Gulf and its environment condition. The fauna of the Tonking Gulf and conditions of life in it. Exploration of the fauna of the seas. *Proceedings of the Zoological Institute, Academy of Sciences of the USSR*, 10 (18): 147–168.
- Haeckel E (1872) Die Kalkschwämme. Eine Monographie in zwei Bänden Text und einem Atlas mit 60 Tafeln Abbildungen, Berlin: G. Reimer, 1: 1484 pp; 2: 1418 pp; 3: pls. 1–160.
- Hallmann EF (1912) Report on the sponges obtained by the F.I.S. 'Endeavour' on the Coasts of New South Wales, Victoria, South Australia, Queensland, and Tasmania, 1909-10. Part 1. Zoological Results of the Fishing Experiments carried out by F.I.S. 'Endeavour', 1909-14 (2): 117–300, pls. XXI–XXXVI.
- Hammer Ø, Harper DAT & Ryan PD 2001. PAST: Paleontological Statistics software package for education (Version 3.11). <http://folk.uio.no/ohammer/past/>
- Harborne AR, Fenner DP, Barnes A, Beger M, Harding S & Roxburgh T (2000) Status report on the coral reefs of the east coast of Peninsula Malaysia. Coral Cay Conservation Ltd, London, 88 pp.
- Hardwicke T (1820). Meeting of the Asiatic Society June 1820. Literal and philosophical intelligence. *The Asiatic Journal*, 9: 586.
- He R, Wang BC; Zhu LC; Wang YZ & Feng YZ (2013) Active constituent and the application of functional metagenomics of marine sponge *Discodermia calyx*. *Acta Chimica Sinica*, 71: 991–998.
- Henkel D & Janussen D (2011) Redescription and new records of *Celtodoryx ciocalyptoides* (Demospongiae: Poecilosclerida) - a sponge invader in the northeast Atlantic Ocean of Asian origin? *Journal of the Marine Biological Association of the United Kingdom*, 91: 347–355.
- Hentschel E (1909) Tetraxonida. I. Teil. In: Michaelsen W & Hartmeyer R (eds.) Die Fauna Südwest-Australiens. Ergebnisse der Hamburger südwest-australischen Forschungsreise 1905. Volume 2(21). Fischer: Jena. Pp. 347–402, pls XXII–XXIII.
- Hentschel E (1911) Tetraxonida. 2. Teil. In: Michaelsen W & Hartmeyer R (eds.) Die Fauna Südwest-Australiens. Ergebnisse der Hamburger südwest-australischen Forschungsreise 1905. Volume 3 (10). Fischer: Jena. Pp. 279–393.
- Hentschel, E. 1912. Kiesel- und Hornschwämme der Aru- und Kei-Inseln. Abhandlungen herausgegeben von der Senckenbergischen naturforschenden Gesellschaft, 34(3): 293–448, pls. 13–21.
- Hiemstra F & Hooper JNA (1991) Additions to the Indo-Australian representatives of *Acarnus* Gray (Porifera: Demospongiae:

- Poecilosclerida), with description of a new species. *Memoirs of the Queensland Museum*, 30(3): 431–442.
- Hoeksema BW (2007) Delineation of the Indo-Malayan centre of maximum marine biodiversity: The coral triangle. In: Renema W (ed.) *Topics in Geobiology*, 29: 117–178.
- Hoeksema BW, Waheed Z & de Voogd NJ (2014) Partial mortality in corals overgrown by the sponge *Terpios hoshinota* at Tioman Island, Peninsular Malaysia (South China Sea). *Bulletin of Marine Science*, 90: 989–990.
- Hooper JNA (1990) A new species of *Rhabderemia* Topsent (Porifera: Demospongiae) from the Great Barrier Reef. *Beagle, Records of the Northern Territory Museum of Arts and Sciences*, 7(1): 65–78.
- Hooper JNA (1996) Revision of Microcionidae (Porifera: Poecilosclerida: Demospongiae), with description of Australian species. *Memoirs of the Queensland Museum*, 40: 1–626.
- Hooper JNA, Kelly-Borges M, & Riddle M (1993) *Oceanapia sagittaria* from the Gulf of Thailand. *Memoirs of the Queensland Museum*, 33: 61–72.
- Hooper JNA & Kennedy JA (2002) Small-scale patterns of sponge biodiversity (Porifera) on Sunshine Coast reefs, eastern Australia. *Invertebrate Systematics*, 16: 637–653.
- Hooper JNA, Kennedy JA & Van Soest RWM (2000) Annotated checklist of sponges (Porifera) of the South China Sea region. *The Raffles Bulletin of Zoology, Supplement 8*: 125–207.
- Hooper JNA & Van Soest RWM (eds.) (2002) *Systema Porifera: A Guide to the Classification of Sponges*. Kluwer Academic/Plenum Publishers, New York, 1707 pp.
- Hoshino T (1981) Shallow-water Demosponges of western Japan, 1. *Journal of Science of the Hiroshima University (B)*, 29(1): 47–205.
- Hoshino T (1985) Description of two new species in the genus *Agelas* (Demospongia) from Zamami Island, the Ryukyus, Japan. *Proceedings of the Japanese Society of Systematic Zoology*, 30: 1–10, pls. I–II.
- Hôzawa S (1916) On some Japanese calcareous sponges belonging to the family Heteropiidae. *Journal of the College of Sciences, Imperial University of Tokyo*, 38(art. 5): 1–41.
- Huang DW, Licuanan WY, Hoeksema BW, Chen CA, Ang PO, Huang H, Lane DJW, Vo ST, Waheed Z, Affendi YA, Yeemin T & Chou LM (2015). Extraordinary diversity of reef corals in the South China Sea. *Marine Biodiversity*, 45: 157–168.
- Huang HZ (1995) The influence of environmental factors on the filtration rate of sponge, *Cinachyra australiensis*. Institute of Marine Resources. Kaohsiung, Taiwan: National Sun Yet-Sen University.
- Huang YL (2002) Diversity and antibacterial activity of heterotrophic bacteria associated with sponges. Unpublished MS Thesis. Institute of Oceanography, National Taiwan University, Taipei, Taiwan, 80 pp.
- Huang YM, de Voogd NJ, Cleary DFR, Li T-H, Mok H-K & Ueng J-P (2016) Biodiversity pattern of subtidal sponges (Porifera: Demospongiae) in the Penghu Archipelago (Pescadores), Taiwan. *Journal of Marine Biology Association of the United Kingdom*, 96: 417–427. doi:10.1017/S002531541500017X. doi: doi:10.1017/S002531541500017X.
- Hung S-E (1999) Antitumor constituents from Formosan marine sponge *Strongylophora durissima*. Unpublished MS Thesis Institute of Marine Resources, National Sun Yet-Sen University, Kaohsiung, Taiwan, 61 pp.
- IHO (International Hydrographic Organization) (1953) *Limits of Oceans and Seas*, 3rd edition. Special Publication No. 23 (S-23). International Hydrographic Organization, Monaco.
- Ijima I (1927) The Hexactinellida of the Siboga Expedition. In: Weber M (ed.) *Siboga-Expeditie. Uitkomsten op zoologisch, botanisch, oceanographisch en geologisch gebied verzameld in Nederlandsch Oost-Indië 1899- 1900 aan boord H.M. 'Siboga'* onder commando van Luitenant ter zee 1e kl. G.F. Tydemann. 106 (Monographie VI) (E.J. Brill, Leiden). Pp. i-viii, 1–383, pls. I–XXVI.
- Jhou G-R (2004) Antitumor constituents from Formosan marine sponge *Negombata corticata*. Unpublished MS Thesis. Institute of Marine Resources, National Sun Yet-Sen University, Kaohsiung, Taiwan, 146 pp.
- Keller C (1889) Die Spongienfauna des rothen Meeres (I. Hälfte). *Zeitschrift für wissenschaftliche Zoologie*, 48: 311–405, pls. XX–XXV.
- Keller C (1891) Die Spongienfauna des Rothen Meeres (II. Hälfte). *Zeitschrift für wissenschaftliche Zoologie*, 52: 294–368, pls. XVI–XX.
- Kelly-Borges M & Vacelet J (1995) A revision of *Diacarnus* Burton and *Negombata* de Laubenfels (Demospongiae: Latrunculiidae) with descriptions of new species from the west central Pacific and the Red Sea. *Memoirs of the Queensland Museum*, 38(2): 477–503.
- Kieschnick O (1896) Silicispongiae von Ternate nach den Sammlungen von Herrn Prof. Dr. W. Kükenthal. *Zoologischer Anzeiger*, 19(520): 526–534.
- Kieschnick O (1898) Die Kieselschwämme von Amboina. Inaugural Dissertation. (Jena). 66 pp.
- Kieschnick O (1900) Kieselschwämme von Amboina. In: Semon R (ed.) *Zoologische Forschungsreisen in Australien und dem Malayischen Archipel Ausgeführt in den Jahren 1891-1893*. Denkschriften der Medicinisch-Naturwissenschaftlichen Gesellschaft, Volume 8. (Gustav Fischer: Jena). Pp. 547-582.
- Kirkpatrick R (1900) On the sponges of Christmas Island. *Proceedings of the Zoological Society of London*, 1900: 127–141, pls. XII–XIII.
- Krisanapuntu S; Chaitanawisuti N, Yeemin T & Putchakan S (2001) First investigation on biodiversity of marine sponges associated with reef coral habitats in the Eastern Gulf of Thailand. *Asian Marine Biology*, 18: 105–115.
- Lamarck JBP De Monet Comte De (1814 [1813]) Sur les polypiers empâtés. *Annales du Museum national d'Histoire naturelle*. 294–312; 370–386; 432–458.
- Lamarck JBP De Monet Comte De (1815 [1814]) Suite des polypiers empâtés. *Mémoires du Muséum d'Histoire naturelle, Paris*. 1: 69–80, 162–168, 331–340.
- Lambe LM (1893 [1894]) Sponges from the Pacific coast of Canada. *Proceedings and Transactions of the Royal Society of Canada*, 11(4): 25–43, pls. II–IV.
- Lambe LM (1895 [1894]) Sponges from the Western Coast of North America. *Transactions of the Royal Society of Canada*, 12(4): 113-138, pls. II–IV.
- Lampe W (1886) *Tetilla japonica*, eine neue Tetractinellidenform mit radiärem Bau. *Archiv für Naturgeschichte*, 52 (1): 1–18.
- Lendenfeld R Von (1883) Über Coelenteraten der Südsee. II. Mittheilung. Neue Aplysiniidae. *Zeitschrift für wissenschaftliche Zoologie*, 38(2): 234–313, pls. X–XIII.
- Lendenfeld R Von (1885) A Monograph of the Australian Sponges (Continued). Part III. Preliminary description and classification of the Australian Calcispongiae. *Proceedings of the Linnean Society of New South Wales*, 9: 1083–1150, pls. 59–67.
- Lendenfeld R Von (1886 [1885]) A Monograph of the Australian Sponges. Part V. The Auleniinae. *Proceedings of the Linnean Society of New South Wales* 10 (3): 282–325, pls. 26–35.
- Lendenfeld R Von (1887) Die Chalineen des australischen Gebietes. *Zoologische Jahrbücher, Jena* 2: 723–828, pls. XVIII–XXVII.
- Lendenfeld R Von (1888) *Descriptive Catalogue of the Sponges in the Australian Museum*, Sidney. (Taylor & Francis: London): i-xiv, 1–260, pls. 1–12.
- Lendenfeld R Von (1889) A Monograph of the Horny Sponges. Trübner and Co.: London. iii-iv, 1–936 pp., pls. 1–50.

- Lévi C (1958) Résultats scientifiques des Campagnes de la 'Calypso'. Campagne 1951-1952 en Mer Rouge (suite). 11. Spongiaires de Mer Rouge recueillis par la 'Calypso' (1951-1952). Annales de l'Institut océanographique, 34(3): 3-46.
- Lévi C (1961) Eponges Intercodiales de Nha Trang (Viet Nam). Archives de Zoologie Experimentale et Generale, 100: 127-150.
- Li J (1986) Sponges of marine fouling organisms in China waters. *Studia Marina Sinica*, 26: 73-118. [In Chinese and English].
- Li J (2008) Phylum Porifera. In: Liu R (ed.) Checklist of Marine Biota of China Seas. Institute of Oceanology, Chinese Academy of Sciences. Beijing. Pp. 289-300. [In Chinese]
- Li L, Deng Z, Fu H, Li J, Proksch P & Lin W (2003) Chemical constituents from the marine sponge *Iotrochoto birotulata*. *Pharmazie*, 58: 680-681.
- Li T-H (2013) Preliminary survey on the biodiversity of marine sponges (Porifera: Demospongiae) in the southern water off the Penghu Archipelago. In Institute of Marine Biology. National Sun Yat-sen University, Kaohsiung, Taiwan, 152 pp.
- Li WL, Mao SL, Yi YH, Lu TS, Xu QZ & Tang HF (2000) Studies on the chemical constitutions of the sponge *Suberites tylobtusa*. *Zhong Guo Hai Yang Yao Wu Za Zhi*, 2000(03): 1-4. [In Chinese]
- Li Y, Zhang Y, Shen X & Guo YW (2009) A novel sesquiterpene quinone from Hainan sponge *Dysidea villosa*. *Bioorganic & Medicinal Chemistry Letters*, 19: 390-392.
- Liao C-C (2003) I. Studies on the bioactive constituents and acylated derivatives of Taiwanese *Smenospongia* sp. II. Studies on the lignans of Taiwanese *Kadsura philippinensis* Elmer. Unpublished MS Thesis. Institute of Marine Resources, National Sun Yet-Sen University, Kaohsiung, Taiwan, 213 pp.
- Liao M-H (2007) Bacterial consortium associated with the "black disease" of reef-building corals. In Institute of Oceanography, 108. Taipei: National Taiwan University, 108 pp.
- Liao MH, Tang SL, Hsu CM, Wen KC, Wu H, Chen WM, Wang JT, Meng PJ, Twan WH, Lu CK, Dai CF, Soong K & Chen CA (2007). The "black disease" of reef-building corals at Green Island, Taiwan - Outbreak of a cyanobacteriosponge, *Terpios hoshinota* (Suberitidae; Hadromerida). *Zoological Studies*, 46: 520.
- Liao XJ, Xu SH, Huang QC & He DH (2005) Studies on chemical constituents from *Callyspongia fibros*. *Chinese Journal of Spectroscopy Laboratory*, 2005(02): 281-283. [In Chinese]
- Lim SC (2015) Two new records of *Geodia* (Porifera: Astrophorida: Geodiidae) from the Johor Straits, Singapore. *Raffles Bulletin of Zoology*, 31: 37-43.
- Lim SC & Tan KS (2016) Description of a new species of sponge encrusting on a sessile gastropod in the Singapore Strait. *The Raffles Bulletin of Zoology Supplement*, 32: 97-103.
- Lim SC, de Voogd NJ & Tan KS (2009) Fouling Sponges (Porifera) on navigation buoys from Singapore waters. *Raffles Bulletin of Zoology Supplement*, 22: 41-58.
- Lim SC & Tan KS (2008) A new species of *Tethycometes* Sara, 1994 (Porifera: Hadromerida: Tethyidae) from Singapore. *Zootaxa*, 1841: 65-68.
- Lim SC, de Voogd NJ & Tan KS (2012a) Biodiversity of shallow water sponges (Porifera) in Singapore and description of a new species of *Forcepia* (Poecilosclerida: Coelosphaeridae). *Contributions to Zoology*, 81: 55-71.
- Lim SC, Tun K & Goh E (2012b) Rediscovery of the Neptune's Cup Sponge in Singapore: *Cliona* or *Poterion*? In: Tan KS (ed.) *Contribution to Marine Science*, National University of Singapore. Pp. 49-56.
- Lindgren NG (1897) Beitrag zur Kenntniss der Spongienfauna des Malaischen Archipels und der Chinesischen Meere. *Zoologischer Anzeiger*, 20: 480-487.
- Lindgren NG (1898) Beitrag zur Kenntniss der Spongienfauna des Malayischen Archipels und der chinesischen Meere. *Zoologischer Jahrbucher Jena*, 11: 283-378, pls. 17-20.
- Lister JJ (1900) *Astrosclera willeyana*, the type of a new family of sponges. In: Willey's Zoological Results. Part 4. Cambridge University Press, Cambridge. Pp. 459-482, pls XLV-XLVIII.
- Liu JY (2013) Status of marine biodiversity of the China Seas. *PLoS One*, 8(1):e50719.
- Liu C; Tang X, Li P & Li G (2012) Suberitine A-D, four new cytotoxic dimeric aaptamine alkaloids from the marine sponge *Aaptos suberitoides*. *Organic Letters*, 14: 1994-1997.
- Lo K-L (1999) Antitumor constituents from Formosan Marine sponge *Xestospongia* sp. Unpublished MS Thesis. Institute of Marine Resources, National Sun Yet-Sen University, Kaohsiung, Taiwan, 50 pp.
- Lopez MD, Quinoa E, Riguera R & Omar S (1994) Dactyltronic acids from the sponge *Dactylospongia elegans*. *Journal of Natural Products*, 57: 992-996.
- Lu D-K (2003) Fluorescence in situ hybridization of symbiotic chemoautotrophic sulfur-oxidizing bacteria of the sponge *Cinachyra australiensis*. Unpublished MS Thesis. Institute of Marine Resources, National Sun Yet-Sen University, Kaohsiung, Taiwan, 133 pp.
- Lu F, Deng Z, Li J, Fu H, Van Soest RWM, Proksch P & Lin W (2004) Isomalabaricane-type compounds from the marine sponge *Rhabdastrella* aff. *distincta*. *Journal of Natural Products*, 67: 2033-2036.
- Marshall W & Meyer AB (1877) Über einige neue und wenig bekannte Philippinische Hexactinelliden. *Mitteilungen Zoologisches Museum Dresden*, 2: 261-279, pls XXIV-XXV.
- Mazlan AG, Zaidi CC, Wan-Lotfi WM & Othman BHR (2005) On the current status of coastal marine biodiversity in Malaysia. *Indian Journal of Marine Sciences*, 34: 76-87.
- McCauley RD, Riddle MJ, Sorokin SJ, Murphy PT, Goldsworthy PM, McKenna AJ, Baker JT & Kelley RA (1993) AIMS bioactivity unit marine invertebrate collection. VII: Papua New Guinea, Thailand & the Philippines. AIMS Report Number 14. Australian Institute of Marine Science, Townville, 58 pp.
- McMurray SE, Blum JE & Pawlik JR (2008) Redwood of the reef: growth and age of the giant barrel sponge *Xestospongia muta* in the Florida Keys. *Marine Biology*, 155: 159-171.
- Montano S; Chou WH, Chen CA, Galli P & Reimer JD (2015) First record of the coral-killing sponge *Terpios hoshinota* in the Maldives and Indian Ocean. *Bulletin of Marine Science*, 91: 97-98.
- Morrow C & Cárdenas P (2015) Proposal for a revised classification of the Demospongiae (Porifera). *Frontiers in Zoology* 12(7): doi: 10.1186/s12983-12015-10099-12988.
- Morton B & Blackmore G (2001) South China Sea. *Marine Pollution Bulletin*, 42: 1236-1263.
- Ng PKL & Tan KS (2000) The state of marine biodiversity in the South China Sea. *Raffles Bulletin of Zoology, Supplement* 8: 3-7.
- Nguyen VC; Dao TH, Le TM, Ton TT, Tran DN & Nguyen VL (1977) A review of the preliminary surveys on benthos in Vietnam. Institute of Oceanography, Vietnam, 226pp. [In Vietnamese]
- Nguyen XC; Nguyen HD, Do CT, Tran TH, Nguyen TKT, Phan VK & Chau VM (2007) Isoprenoids from the sponge *Gellius varius* living in Vietnamese sea. *Journal of Chemistry*, 45 (6): 776-780.
- Owen R (1841) On a new genus and species of sponge (*Euplectella aspergillum*). *Transactions of the Zoological Society of London*, 3 (2): 203-206.

- Pallas PS (1766) *Elenchus zoophytorum sistens generum adumbrationes generaliores et specierum cognitarum succinctas descriptiones, cum selectis auctorum synonymis*. Franciscum Varrentrapp, Hagae. 451 pp.
- Pang HD, Liao XJ, Xu SH & Xiong S (2009) Studies on chemical constituents from *Ircinia mutans*. Chinese Journal of Spectroscopy Laboratory, 2009(03): 718–720. [In Chinese]
- Perez T, Perrin B, Carteron S, Vacelet J & Boury-Esnault N (2006) *Celtodoryx girardae* gen. nov. sp. nov., a new sponge species (Poecilosclerida: Demospongiae) invading the Gulf of Morbihan (North East Atlantic, France). Cahiers De Biologie Marine, 47: 205–214.
- Poléjaeff N (1883) Report on the Calcaree dredged by H.M.S. 'Challenger', during the years 1873-1876. Report on the Scientific Results of the Voyage of H.M.S. 'Challenger', 1873-1876. Zoology 8(2): 1–76, pls. I–IX.
- Poléjaeff N (1884) Report on the Keratosa collected by H.M.S. 'Challenger' during the years 1873-1876. Report on the Scientific Results of the Voyage of H.M.S. 'Challenger', 1873-1876. Zoology, 11: 1–88, pls. I–X.
- Polonia ARM, Cleary DFR, Duarte LN, de Voogd NJ & Gomes NCM (2014) Composition of Archaea in seawater, sediment, and sponges in the Kepulauan Seribu reef system, Indonesia. Microbial Ecology, 67: 553–567.
- Pulitzer-Finali G (1982) Some shallow-water sponges from Hong Kong. In: Morton BS & Tseng CK (eds.) The Marine Flora and Fauna of Hong Kong and Southern China (Proceedings 1st International Marine Biology Workshop). Pp. 97–110.
- Pumbua W, Chobram W, Putchakarn S, Matchacheep S, Sanpanich K & Manthachitra V (2009) Species diversity of marine sponge along Nangrong Beach, Koh Jorake, and Mu Koh Chuang, Amphoe Sattahip, Chon Buri Province. In: Chuthamas P (ed.) Proceedings of the 4th RSPG Researchers Club Conference "Thai Resources: Turn to the New Way in Thai Way (Thai Innovation)", 20th–23rd October 2009, Khao Kheow Open Zoo, Si Racha, Chon Buri Province. Pp. 160–175. [In Thai with English abstract]
- Putchakarn S (2006) Biodiversity of Sponges (Demospongiae, Porifera) in the Gulf of Thailand. Unpublished PhD Thesis, Burapha University, Thailand, 200 pp.
- Putchakarn S (2007) Species diversity of marine sponges dwelling in coral reefs in Had Khanom-Mo Ko Thale Tai National Park, Nakhon Si Thammarat Province, Thailand. Journal of the Marine Biological Association of the United Kingdom, 87: 1635–1642.
- Putchakarn S (2011a) Species diversity of marine sponges along Chantha Buri and Trat provinces, the eastern coast of the Gulf of Thailand. Publications of the Seto Marine Biological Laboratory, 41: 17–23.
- Putchakarn S (2011b) Species diversity of marine sponges (Demospongiae, Porifera) along the western coasts of the Gulf of Thailand. Final Report. Burapha University Research Grant, Fiscal Year 2010, 67 pp. [In Thai with English abstract]
- Putchakarn S (2013) Species diversity of marine sponges (Demospongiae, Porifera) along the western coasts of the Gulf of Thailand. Final Report. Burapha University Research Grant, Fiscal Year 2012, 74 pp. [In Thai with English abstract]
- Putchakarn S, De Weerd WH, Sonchaeng P & van Soest RWM (2004b) A new species of *Cladocroce* Topsent, 1892 (Porifera, Haplosclerida) from the Gulf of Thailand. Beaufortia, 54: 113–116.
- Putchakarn S & Hongpatarakiri K (2012) Marine sponges and echinoderms (Porifera and Echinodermata) in the Marine Plant Genetic Conservation Area, Mo Ko Samaesarn, Chon Buri province (Under the Plant Genetic Conservation Project Under the Royal Initiative of Her Highness Princess Maha Chakri Sirindhorn). Final Report. Burapha University Research Grant, Fiscal Year 2011, 68 pp.
- Putchakarn S & Hongpatarakiri K (2013) Marine sponges and echinoderms (Porifera and Echinodermata) in the Marine Plant Genetic Conservation Area, Mo Ko Samaesarn, Chon Buri province (Under the Plant Genetic Conservation Project Under the Royal Initiative of Her Highness Princess Maha Chakri Sirindhorn). Final Report. Burapha University Research Grant, Fiscal Year 2012, 67 pp.
- Putchakarn S & Monkongsomboon S (2007) Species diversity of marine sponge along Samae-sarn Islands, Chon Buri Province, Thailand. In: Daorerk (ed.) Proceeding of the 3rd RSPG Researchers Club Conference, 31st October–2nd November 2007, Thai Island and Sea Natural History Museum, Sathip, Chon Buri Province. Pp. 160–169. [In Thai with English abstract]
- Putchakarn S, Monkongsomboon S, Noiraksa T & Sonchaeng P (2004a) Biodiversity of marine animals in coral reefs along the eastern coast of Thailand (Chonburi Province). Final Report. Burapha University Research Grant, Fiscal Year 1997, 131 pp. [In Thai with English abstract]
- Putchakarn S, Monkongsomboon S, Sanpanich K & Desakulwattana C (2008) Biodiversity of sponges (Demospongiae, Porifera) from the eastern coast of Thailand: Chon Buri and Rayong Provinces. Final Report. Burapha University Research Grant, Fiscal Year 2005, 74 pp. [In Thai with English abstract]
- Putchakarn S, Sonchaeng P & van Soest RWM (2006) The demosponges dwelling in the coral reefs from Khram Islands, the eastern coast of the Gulf of Thailand. In: Custodio MR, Lobo-Hajdu G, Hajdu E & Muricy G (eds.) Book of Abstracts 7th International Sponge Symposium. Biodiversity, Innovation, Sustainability. Armacao de Buzios, 7–13 May, 2006. Museu Nacional Rio de Janeiro Serie Livros 16, p. 303.
- Qaralleh H, Idid SZ, Saad S, Susanti D & Mustafa B (2011) Documentation of three sponge species belong to the Family Petrosiidae. Australian Journal of Basic and Applied Sciences, 5(12): 1047–1053.
- Qiu Y, Deng Z, Pei Y, Fu H, Li J, Proksch P & Lin W (2004) Sesterterpenoids from the marine sponge *Hyrtios erectus*. Journal of Natural Products, 67: 921–924.
- Qiu Y & Wang XM (2008) A new sesquiterpenoid hydroquinone from the marine sponge *Dysidea arenaria*. Molecules, 13: 1275–1281.
- Ridley SO (1884) Notes on sponges, with description of a new species. Annals and Magazine of Natural History, (5) 14(81): 183–187.
- Ridley SO & Dendy A (1886) Preliminary Report on the Monaxonida collected by H.M.S. 'Challenger'. Annals and Magazine of Natural History(5), 18: 325–351, 470–493.
- Ridley SO & Dendy A (1887) Report on the Monaxonida collected by H.M.S. 'Challenger' during the years 1873-1876. Report on the Scientific Results of the Voyage of H.M.S. 'Challenger', 1873-1876. Zoology, 20(59): i-lxviii, 1–275, pls. I–LI, 1 map.
- Row RWH (1911) Reports on the marine biology of the Sudanese Red Sea, from collections made by Cyril Crossland, M.A., B.Sc., F.Z.S. XIX. Report on the sponges collected by Mr. Cyril Crossland in 1904-5. Part II. Non-Calcaree. Journal of the Linnean Society. Zoology, 31 (208): 287–400, pls. 35–41.
- Rützler K (1995) Low-tide exposure of sponges in a Caribbean mangrove community. Marine Ecology-Pubblicazioni Della Stazione Zoologica Di Napoli I, 16: 165–179.
- Rützler K, Diaz MC, van Soest RWM, Zea S, Smith KP, Alvarez B & Janie W (2000) Diversity of sponge fauna in mangrove ponds, Pelican Cays, Belize. Atoll Research Bulletin, 476: 229–248.
- Rützler K & Muzik K (1993) *Terpios hoshinota*, a new cyanobacteriosponge threatening Pacific reefs. Scientia Marina, 57: 395–403.

- Schmidt O (1870) Grundzüge einer Spongien-Fauna des atlantischen Gebietes. Wilhelm Engelmann: Leipzig, iii–iv, pp. 1–88, pls. I–VI.
- Schulze FE (1886) Über den Bau und das System der Hexactinelliden. Abhandlungen der Königlich-Akademie der Wissenschaften zu Berlin (Physikalisch-Mathematische Classe), 1886: 1–97.
- Schulze FE (1877) Untersuchungen über den Bau und die Entwicklung der Spongien. Dritte Mittheilung. Die Familie der Chondrosidae. Zeitschrift für wissenschaftliche Zoologie, 29: 87–122, pls. VIII–IX.
- Schulze, F.E. 1904. Hexactinellida. Wissenschaftliche Ergebnisse der Deutschen Tiefsee-Expedition auf der Dampfer 'Valdivia' 1898-1899. Volume 4. Pp. 1–266, pls. I–LII, 1 map.
- Selenka E (1867) Ueber einige neue Schwämme aus der Südsee. Zeitschrift für wissenschaftliche Zoologie, 17(3): 565–571, pl. XXXV.
- Setiawan, E, de Voogd NJ, Swierts T, Hooper JNA, Wörheide G & Erpenbeck D (2016) MtDNA diversity of the Indonesian giant barrel sponge *Xestospongia testudinaria* (Porifera: Haplosclerida) – implications from partial cytochrome oxidase 1 sequences. Journal of the Marine Biological Association of the United Kingdom, 96(2): 323–332.
- Shao K-T, Peng C-I & Wu WJ (eds.) (2008) Taiwan Species Diversity II. Species Checklist. Forestry Bureau, Council of Agriculture, Executive Yuan, Taiwan, Taipei, Taiwan, 796 pp.
- Shen S, Liu D, Wei C, Proksch P & Lin W (2012) Purpuroines A–J, halogenated alkaloids from the sponge *Iotrochota purpurea* with antibiotic activity and regulation of tyrosine kinases. Bioorganic Medicinal Chemistry, 20: 6924–6928.
- Shen YC; Chen CY & Kuo YH (2001) New sesquiterpene hydroquinones from a Taiwanese marine sponge, *Hippospongia metachromia*. Journal of Natural Products, 64: 801–803.
- Sollas IBJ (1902) On the Sponges collected during the "Skeat Expedition" to the Malay Peninsula, 1899–1900. Proceedings of the Zoological Society of London, 2(1): 210–221, pls. 14–15.
- Sollas WJ (1878) On two new and remarkable species of *Cliona*. Annals and Magazine of Natural History (5), 1: 54–66.
- Sollas WJ (1885) A classification of the sponges. Annals and Magazine of Natural History, (5) 16(95): 395.
- Sollas WJ (1886) Preliminary account of the Tetractinellid sponges dredged by H.M.S. 'Challenger' 1872–76. Part I. The Choristida. Scientific Proceedings of the Royal Dublin Society (new series), 5: 177–199.
- Sollas WJ (1888) Report on the Tetractinellida collected by H.M.S. Challenger, during the years 1873–1876. Report on the Scientific Results of the Voyage of H.M.S. Challenger, 1873–1876. Zoology, 25(63): 1–458, pls. I–XLIV, 1 map.
- Spalding MD, Fox HE, Halpern BS, McManus MA, Molnar J, Allen GR, Davidson N, Jorge ZA, Lombana AL, Lourie SA, Martin KD, McManus E, Molnar J, Recchia CA & Robertson J (2007) Marine ecoregions of the world: A bioregionalization of coastal and shelf areas. Bioscience, 57: 573–583.
- Su J-H, Tseng S-W, Lu M-C; Liu L-L, Chou Y & Sung P-J (2011) Cytotoxic C21 and C22 Terpenoid-derived metabolites from the sponge *Ircinia* sp. Journal of Natural Products, 74: 2005–2009.
- Sun YQ, Song GQ, Liu SB & Guo YW (2003). Studies on the chemical constituents of the marine sponge *Faciospongia rimosa* from the South China Sea. Zhong Guo Hai Yang Yao Wu, 2003(03): 1–4. [In Chinese]
- Swierts T, Peijnenburg K, de Leeuw C, Cleary DFR, Hornlein C, Setiawan E, Wörheide G, Erpenbeck D & de Voogd NJ (2013) Lock, stock and two different barrels: Comparing the genetic composition of morphotypes of the Indo-Pacific sponge *Xestospongia testudinaria*. PLoS One, 8(9). doi:10.1371/journal.pone.0074396.
- Tabachnick KR & Janussen D (2004) Description of a new species and subspecies of *Fieldingia*, erection of a new family Fieldingidae and a new order Fieldingida (Porifera; Hexactinellida; Hexasterophora). In: Pansini M, Pronzato R, Bavestrello G & Manconi R (eds.) Sponge Science in the New Millennium. Bollettino dei Musei e Degli Istituti Biologici dell'Università di Genova, 68: 623–637.
- Tanita S (1965) Report on the sponges obtained from the adjacent waters of the Sado Island, Japan Sea. Bulletin Japan Sea Regional Fisheries Research Laboratory, 14: 43–66.
- Tanita S & Hoshino T (1989) The Demospongiae of Sagami Bay. Biological Laboratory, Imperial Household, Japan. i–xiii, pp. 1–197 [in English], pls. 1–19; pp. 1–166 [in Japanese], 1 map.
- Tang SG, Xu R, Lin WH & Duan HQ (2012) Jaspiferin A and B: Two new secondary metabolites from the South China Sea Sponge *Jaspis stellifera*. Records of Natural Products, 6: 398–401.
- Thai MQ (2013) A review of the diversity of sponges (Porifera) in Vietnam. In: The 2nd International Workshop on Marine Bioresources of Vietnam. Pp. 109–115.
- Thiele J (1898) Studien über pazifische Spongien. I. Japanische Demospongien. Zoologica. Original-Abhandlungen aus dem Gesamtgebiete der Zoologie. Stuttgart 24(1): 1–72, pls. I–VIII.
- Thiele J (1900) Kieselschwämme von Ternate. I. Abhandlungen herausgegeben von der Senckenbergischen naturforschenden Gesellschaft, 25: 19–80, Taf. II.
- Thiele J (1903) Kieselschwämme von Ternate. II. Abhandlungen herausgegeben von der Senckenbergischen naturforschenden Gesellschaft, 25: 933–968, pl. XVIII.
- Thinesh T, Jose PA, Hassan S, Selvan KM & Selvin J (2015) Intrusion of coral-killing sponge (*Terpios hoshinota*) on the reef of Palk Bay. Current Science, 109: 1030–1032.
- Thomas PA (1968) Studies on Indian Sponges - I. Two new species of silicious sponges belonging to the genera *Echinodictyum* Ridley and *Rhadberemia* [sic] Topsent (Class: Demospongiae Sollas, Order: Poecilosclerida Topsent). Journal of the Marine Biological Association of India 10(2): 245–249, pls. I–II.
- Topsent E (1925) *Axinyssa* et *Prostylyssa*, Axinellides à hispidation brève. Bulletin de la Société zoologique de France, 50: 208–211.
- Topsent E (1888) Contribution à l'étude des Clionides. Archives de Zoologie expérimentale et générale (2), 5 bis: 1–165, pls. I–VII.
- Topsent E (1889) Quelques spongiaires du Banc de Campêche et de la Pointe-à-Pître. Mémoires de la Société zoologique de France, 2: 30–52.
- Topsent E (1897) Spongiaires de la Baie d'Amboine. (Voyage de MM. M. Bedot et C. Pictet dans l'Archipel Malais). Revue suisse de Zoologie, 4: 421–487, pls. 18–21.
- Tran NL (1967) Peuplements animaux et végétaux du substrat sur intertidal de la Baie de Nhatrang, Vietnam. ION-Memoire no. 11, 236 pp.
- Tran NL & Tran DN (1965) Ecologie de la baie de Nhatrang. II. Principales espèces végétales et animales du faciès rocheux intertidal (Rapport préliminaire). Institut Oceanographique de Nhatrang (Vietnam) Contributions, 81: 39–47.
- UN General Assembly, 2016. Convention on the Law of the Sea, 10 December 1982, available at: <http://www.refworld.org/docid/3dd8fd1b4.html> (Accessed 25 January 2016)
- Vacelet J, Vasseur P & Lévi C (1976) Spongiaires de la pente externe des récifs coralliens de Tuléar (Sud-Ouest de Madagascar). Mémoires du Muséum national d'Histoire naturelle (A, Zoologie), 49: 1–116, pls. I–X.
- Van Soest RWM (1994) Demosponge distribution patterns. In: Van Soest RWM, van Kempo ThMG & Braekman JC (eds.) Sponges in Time and Space. Balkema, Rotterdam. Pp. 213–223.
- Van Soest RWM & Hooper JNA & Hiemstra F (1991) Taxonomy, phylogeny and biogeography of the marine sponge genus *Acarinus* (Porifera: Poecilosclerida). Beaufortia, 42(3): 49–88.

- Van Soest RWM (1998) A new sponge *Desmapsamma vervoorti* spec. nov. (Poeciloslerida: Desmacididae) from Indonesia. *Zoologische Verhandelingen* 323: 427-434
- Van Soest RWM, Boury-Esnault N, Hooper JNA, Rützler K, de Voogd NJ, Alvarez de Glasby B, Hajdu E, Pisera AB, Manconi R, Schoenberg C, Janussen D, Tabachnick KR, Klautau M, Picton B, Kelly M, Vacelet J, Dohrmann M, Díaz MC & Cárdenas P (2016) World Porifera database. <http://www.marinespecies.org/porifera>. (Accessed on 11 March 2016).
- Van Soest RWM, Boury-Esnault N, Vacelet J, Dohrmann M, Erpenbeck D, de Voogd NJ, Santodomingo N, Vanhoorne B, Kelly M & Hooper JNA (2012) Global diversity of sponges (Porifera). *PLoS One*, 7(4): doi:10.1371/journal.pone.0035105.
- Van Soest RWM, de Kluijver MJ, van Bragt PH, Faasse M, Nijland R, Beglinger EJ, de Weerd WH & de Voogd NJ (2007) Sponge invaders in Dutch coastal waters. *Journal of the Marine Biological Association of the United Kingdom*, 87: 1733-1748.
- Van Soest RWM & de Voogd NJ (2015) Calcareous sponges of Indonesia. *Zootaxa*, 3951: 1-105.
- Van Soest RWM & Hooper JNA (1993) Taxonomy, phylogeny and biogeography of the marine sponge genus *Rhabderemia* Topsent, 1890 (Demospongiae, Poecilosclerida). *Scientia Marina*, 57(4): 319-351.
- Vo ST, Pernetta JC & Paterson CJ (2013) Status and trends in coastal habitats of the South China Sea. *Ocean & Coastal Management*, 85: 153-163.
- Vosmaer GCJ (1880) The Sponges of the Leyden Museum. 1. The family of the Desmacidinae. *Notes from the Leyden Museum*, 2: 99-164.
- Whitelegge T (1902) Scientific results of the trawling expedition of H.M.C.S. "Thetis", off the coast of New South Wales. *Crustacea*, Pt. III Isopoda II. *Memoirs of the Australian Museum*, 4: 247-282.
- Wilson HV (1925) Silicious and horny sponges collected by the U.S. Fisheries Steamer 'Albatross' during the Philippine Expedition, 1907-10. In: *Contributions to the biology of the Philippine Archipelago and adjacent regions*. *Bulletin of the United States National Museum*, 100 (2, part 4). Pp. 273-532, pls. 37-52.
- Wright EP (1881) On a new genus and species of a sponge (*Alema seychellensis*) with supposed heteromorphic zooids. *Transactions of the Royal Irish Academy*, 28: 13-20, pl. I.
- Wyrtki K (1961) Physical oceanography of the Southeast Asian waters. *NAGA Report Vol. 2, Scientific Result of Marine Investigation of the South China Sea and Gulf of Thailand 1959-1961*, Scripps Institution of Oceanography, La Jolla, California, 195 pp.
- Xavier JR & Van Soest RWM (2012) Diversity patterns and zoogeography of the Northeast Atlantic and Mediterranean shallow-water sponge fauna. *Hydrobiologia*, 687: 107-125.
- Xiao DJ, Deng SZ & Zeng LM (2002) Studies on the chemical constituents of the marine sponge *Clathria fasciculata* from the South China Sea (I). *Zhong Guo Hai Yang Yao Wu*, 2002(02): 1-4. [In Chinese]
- Xiao DJ, Ma WJ & Deng SZ (2004) Analysis of a series of 2-ones from the marine sponge *Sphaciospongia vagabunda* from South China Sea. *Chinese Journal of Analytical Chemistry*, 32(12): 1621-1623. [In Chinese]
- Xiao DJ, Peng XD, Deng SZ, Ma WJ & Wu HM (2005) Structure elucidation of (3E)-cholest-4-en-3,6-dione-3-oxime in marine sponge *Cinachyrella australiensis* from the South China Sea. *Journal of Organic Chemistry*, 25(12): 1606-1609. [In Chinese]
- Xu S; Liao X, Du B, Zhou X, Huang Q & Wu C (2008) A series of new 5,6-epoxysterols from a Chinese sponge *Ircinia aruensis*. *Steroids*, 73: 568-573.
- Xu SH & Yang K (2006) Three new ceramides from the sponge *Spongia suriganensis*. *Journal of Organic Chemistry*, 26: 56-59. [In Chinese]
- Xu WH, Liang Q, Liang ZS & Li XC (2010) Antimicrobial chemical constituents from three marine sponges. *Zhong Guo Yao Xue Za Zhi*, 2010(05): 332-334. [In Chinese]
- Yang F, Hamann MT, Zou Y, Zhang MY, Gong XB, Xiao JR, Chen WS & Lin HW (2012) Antimicrobial metabolites from the Paracel Islands sponge *Agelas mauritiana*. *Journal of Natural Products*, 75: 774-778.
- Yang Y-W (2006) Distribution and transmission of the symbiotic bacteria in the buds of the sponge, *Cinachyrella australiensis* (Demospongiae: Spirophorida). *Institute of Marine Resources*, 104. Kaohsiung: National Sun Yet-Sen University, 104 pp.
- Yang Z & Li Z (2012) Spatial distribution of prokaryotic symbionts and ammoxidation, denitrifier bacteria in marine sponge *Astrosclera willeyana*. *Scientific Reports*, 2: 528.
- Zhang HJ, Yi YH & Lin HW (2010) Oxygenated 4-Methylidene Sterols from the South China Sea Sponge *Theonella swinhoei*. *Helvetica Chimica Acta*, 93: 1120-1126.
- Zhang WH & Che CT (2001) Isomalabaricane-type nortriterpenoids and other constituents of the marine sponge *Geodia japonica*. *Journal of Natural Products*, 64: 1489-1492.
- Zhang W, Xue S, Zhao QY, Zhang XY, Li JH, Jin MF, Yu XJ & Yuan Q (2003) Biopotentials of marine sponges from China oceans: past and future. *Biomolecular Engineering*, 20(4-6): 413-419.