

Magnat[®]

THE SCIENCE OF SOUND



CONTENT



MAGNAT - THE SCIENCE OF SOUND ... P. 3

The success story
Over 40 years of Magnat – The legend lives
The sound makes the difference



MULTIROOM / HOME CINEMA ... P. 66

CS-Serie
CSB 1000



ELECTRONIC COMPONENTS ... P. 8

RV 4
M1000
MR 780/MCD 750



HOME CINEMA SPEAKER ... P. 76

SBW 250 Cinemotion 5100
SB 180 New Omega 380
Sounddeck 150 Betasub 20 A
Cinema Ultra
Needle Alu Super



AUDIOPHILE SPEAKER ... P. 20

Quantum Signature Quantum 720
Edelstein Humidor Shadow
Quantum Edelstein Tempus
Signature 1100
Quantum 750



MAGNAT PRO ... P. 112

Multi Monitor 220
Symbol Pro
Interior Quantum
Interior
Interior Performance



WIRELESS ... P. 60

Magnasphere



TECHNICAL SPECIFICATIONS ... P. 124

THE SCIENCE OF SOUND.

Magnat – for decades now, this name has stood for uncompromisingly genuine and pure sound. Authentic sound reproduction is our highest priority. Physical standards set clear parameters in this regard - understanding these and facilitating the maximum acoustic performance within this framework is what occupies our engineers every day. Technological know-how combined with our many years of experiences forms the basis of our success. Using tried-and-tested scientific methods, we develop our products in one of the most modern laboratories in Europe, repeatedly pushing the boundaries of acoustic development and challenging the current status quo. Innovation, high-tech, exclusive materials and individual know-how: The Science of Sound!

We are constantly in pursuit of the goal of providing our customers with the highest quality, state-of-the-art products with clear, meaningful advantages. With an unbeatable price/performance ratio. Our pronounced passion for hi-fi and perfectionism is reflected throughout the Magnat product range. Audiophile products, with clearly understandable scientific methods developed in Germany, for the highest audible and measurable quality.

Magnat is „Most Innovative Brand 2017“ - highest Plus X Award goes to the German developer from Pulheim near Cologne

Celebration at the Magnat headquarters in Germany: The developer from Pulheim near Cologne receives high decorations at this year's Plus X Awards. Nine products from all categories – featuring HiFi, home cinema, wireless, electronics and headphones – did receive the highly regarded awards. Furthermore the whole company was proclaimed “Most Innovative Brand 2017” in the area “Home Entertainment Audio”. An independent jury of Journalists and other renowned experts did give this highest award to Magnat already for the second time, now.



Magnat – a success story

Development of the company was initially strongly influenced by the company's founder Rainer Haas. He founded Magnat in 1973 and in the following year established the exceedingly innovative "Log" speaker series. With a "dream start", Magnat saw considerable success within the industry and at the same time made an impression on the international level in terms of innovation.

Products with cult status

Other key stages of development of the 70s were the development of the stable aluminum die cast chassis, market introduction of the All Ribbon series and the development year of the massless plasma tweeter. The All Ribbon 10 becomes the best-selling speaker in its class when introduced in 1978.

The success continues

In 1992, Rainer Haas gave control of the company to American hands. Product development, strategic product management, as well as all other marketing and product-related decisions have been and are today made at the company headquarters in Germany. Due to the strong financial backing of an American group, Magnat had access from this point on to bigger budgets for test laboratories and measuring equipment. From the start, this significant improvement in product development was reflected in subsequent outstanding product series such as the Vintage series from 1995. After many years of development work, Magnat crowns its own development work in 2001 with the most elaborate speaker in the company's history - the Vintage 990.



Over 40 years of Magnat - the legend lives on

As one of the leading international providers of high-quality home and car audio products, Magnat currently delivers an extensive range to more than 50 countries around the globe. Our home electronics range extends from our ultra-compact home cinema system to a well-coordinated portfolio of sound decks currently in great demand, as well as state-of-the-art floor-standing loudspeakers and high-end stereo electronics. 2016 marks Magnat's entry into the Wireless Multiroom world: With the CS range and the brand new Magnasphere loudspeakers, we offer maximum flexibility with audiophile hi-fi performance. The list of awards, test victories and industrial property rights goes back a long way in the company's history and continues up to the present day in an impressive manner. A new product category of small, elegant shelf speakers was created with Magnat's Quantum Edelstein – which has been the recipient of countless test awards. This once again demonstrates that ideas sometimes result in product

legends that go on to enjoy a cult status spanning decades – particularly in the high end sector. The premium Quantum Signature sound transducer and the RV 3 hybrid amplifier really caused a sensation in our anniversary year, which has continued unhindered to date. Our Magnat THX Cinema Ultra has also caused a sensation. The multiple award-winning THX Ultra 2-certified stealth design loudspeaker system meets the highest standards and delivers extremely dynamic, outstandingly authentic surround sound. Easily expandable, it is equipped for all current audio formats, including Dolby Atmos, DTS:X and Auro3D

Our ongoing endeavours to ensure the highest quality and audio performance in all our product areas has been rewarded once again in 2017. As in 2015 Magnat has been awarded the title of Most Innovative Brand 2017 in the "Consumer Electronics" product group, thus once again receiving the recognition and confirmation of the

international Plus X Award Jury for the world's greatest innovation award for Technology, Sport and Lifestyle. The constant expansion of Magnat's skills and competence and the resulting innovations in all product segments and categories provide for momentum throughout the entire sector and are confirmation of the performance and achievements attained by this long-established company.



The sound makes the difference



The emergence of the high-end Quantum Signature speaker is a good example of how true innovation finds its way into the market at Magnat. A new product is created first in the heads of the product developers and engineers. Specification of geometries and materials then follows. Magnat produces its own components only if components on the open market do not meet our high standards. Therefore, the company develops its own components such as woofers, tweeters and many other components itself, which are then used exclusively in products of the Magnat brand. In this way, Magnat gets closer and closer to the ideal of perfect sound with high demands, new ideas and no compromise.

Sound laboratory work supports the creative ideas

At the beginning of each project, the first forms of the product and thoughts about the combination of parts and materials occur.

The competence of our development engineers defines many important parameters even before the initial simulations. The idea begins to take shape more and more. A rough sketch emerges and the laboratory work approaches the first design. Magnat utilizes complex measuring technology and simulation software during design and development. The laser-assisted Klippel system enables measurements to be conducted in a real-world dynamic range for the first time. The parameters of a speaker are not only determined with low-level signals, but also with variable pulses to simulate real music and vocal tones. In addition to the significantly more accurate reproduction, metrologically verifiable statements about the behavior of a loudspeaker are possible for the first time in a real-world large signal range.

Listen, listen and listen again

The most important test of all is listening. After the design phase and prior to production release, a listening test is conducted on the prototypes. The listening test is carried out in rooms of various sizes and acoustics with electronics from entry-level devices to the reference class. The reference listening room is mandatory for all Magnat components whether electronics or speakers. The room is acoustically optimized in cooperation with the prestigious acoustic professionals of "W-Vier" and underscores the strict standards that apply to all Magnat products. The demand for the highest levels of quality is present in each component. The decision is ultimately made here whether a product is awarded the Magnat rating, is modified or discarded.

No chance of error

Those who purchase a Magnat product measure the quality of the entire company. Therefore, errors in production have no chance. Each component goes through a rigorous inspection process and even upstream suppliers are constantly checked to ensure Magnat quality standards are met at every level. After release for production, the quality concepts live on in series production and quality control. Both our development laboratory and headquarters Pulheim, Germany near Cologne, as well as our production sites are certified according to the ISO quality standard. The numerous international awards and successful testing are yet another confirmation of our capabilities.







RV 4

RV 4

High-end hybrid integrated amplifier with valve pre-stage and Bluetooth® aptX

The Magnat RV 4 continues the legacy of its legendary predecessor, the RV 3. Our development engineers set themselves the goal with this new high-end hybrid amplifier of exceeding the RV 3 - and have succeeded with flying colours: the RV 4 combines analogue stereo sound at the very highest level with modern features like a digital section and Bluetooth® 4.0 with aptX.

AUDIOPHILE SOUND THANKS TO THE VALVE PRE-STAGE

One of the outstanding qualities of the Magnat RV 4 is the extraordinary attention to the finest details, which manifests itself in the special valve pre-stage. Two particularly high-quality Russian-made E88CC valves are used for this - not least of all due to the special SQ quality with maximum reliability and the lowest tolerances. After being burned in for 60 hours, the valves or tubes are selected in pairs and inserted into the high-quality, gold-plated tube sockets of the RV. In this way, we guarantee that this high-end stereo amplifier offers precisely the audiophile sound experience that our customers appreciate.

HIGHEST QUALITY COMPONENTS FOR LOSS-FREE TRANSMISSION

This attention to detail continues in every single element of the RV 4. For example, the input signal switcher ensues via high-quality, durable reed relays. Vinyl enthusiasts will also be delighted with the phono pre-stage with separate MM and MC inputs, assembled with particularly low-noise operational amplifiers. Low-loss WIMA audio capacitors in the signal path ensure that not the smallest modicum of the carefully processed sound is lost on the way to the power amp.





AUDIOPHILE SOUND - ALSO DIGITAL AND WIRELESS

Another highlight of the RV 4 is the digital input section. One coaxial and one optical input accept digital stereo signals up to 24bit/192kHz. Precise conversion into the best analogue sound is taken care of by a particularly high-quality digital-analogue converter (or DAC) from Burr-Brown.

The integrated Bluetooth® 4.0 module of the RV 4 provides the best possible sound quality for the much-loved wireless transmission thanks to the particularly high-quality audio standard aptX. Here, too, the high-quality Burr-Brown DAC is used as an exclusive feature to convert the digital Bluetooth® signals into the best possible analogue sound quality.

HIGH PERFORMANCE THANKS TO THE BEST TRANSISTORS

For the power amplification, we rely on two discretely designed high-performance power amplifiers with the proven power transistors from Sanken (Japan). Both amplifier stages deliver up to a constant 150 watts to the loudspeakers with the finest sound. The total peak power of the RV 4 is a huge 500 watts. The speakers are connected to the RV 4 via large, insulated screw terminals.

HIGH-END IN EVERY DETAIL

The audiophile concept continues in the Magnat RV 4 right down to the smallest details. Whether it's the extravagant, stylish design, the sturdy solid-metal enclosure with the 8 mm front panel of the solid aluminium controls: This stereo amplifier is pure high-end. This also includes the solid heat sinks, which also serve as striking design elements. Other details like the high-contrast OLED high-quality display, the pre-amplifier output for active subwoofers or additional power amplifiers and the power amp input to easily incorporate the RV 4 into a home cinema system demonstrate the well thought-out concept of this high-end amplifier.



Selected Valves
Hand-picked electronic valves and tubes



OLED Display
Perfect readability



Pre-out
Connection for further output stages



Power Amp
Generous performance reserves



MM / MC Phono
Inputs for all record players



High-quality D/A converter
Loss-free signal conversion



Aluminium controls
Stylish looks and refined feel



Aluminium front
Stylish, durable, low-resonance

RV 4 High-end hybrid integrated amplifier with valve pre-stage and Bluetooth® aptX



RV 4

High-end hybrid integrated amplifier with valve pre-stage and Bluetooth® aptX

Output power / Nominal

20 Hz - 20 kHz, THD < 1.0%, 4 Ohm,
2 x 150 W

20 Hz - 20 kHz, THD < 1.0%, 8 Ohm,
2 x 110 W

Peak

1 kHz, 4Ω: 2 x 250 W

Dimensions (WxHxD)

Main unit: 434 x 157 x 360 mm

(410 mm incl. controls and connectors)

Remote control: 40 x 100 x 16mm

Color

Black



M1000

M1000


Audiophile electronic components - integrated amplifier and pure CD player

Separate audio components offer a seemingly trivial, but crucial advantage: more space! As simple as it may sound, this is an invaluable asset for the development engineers. The eternal compromise between dimensions/compactness and acoustic aspects is largely eliminated here and the engineers are able to concentrate solely on creating an excellent audio performance.

The electronic components used by Magnat in its 1000 series models operate in a well thought-out and enclosed system, are equipped with the highest quality materials and components and share one common goal: to satisfy extremely high audiophile standards in every department.

THE MA 1000 HYBRID INTEGRATED AMPLIFIER - THE BEST OF TWO WORLDS

The core element of this stereo integrated amplifier is contained in its name, i.e. 'hybrid'. The audiophile sound of the high quality tube preamplifier and the enormous and stable power output of a modern transistor amplifier create the perfect foundation for an outstanding acoustic performance.





MAXIMUM PRECISION AND AUDIOPHILE PROPERTIES MAKE THE MCD 1050 THE PERFECT ADDITION TO THE MA 1000

Two worlds are also united in the MCD 1050. This high-end CD player combines the precision of high quality sampled and digitally recorded signals with the audiophile and unmistakable sound of a high quality analogue tube output stage. The pure CD drive ensures precise sampling of optical media. A special highlight, however, is made up by the digital inputs which support sampling rates up to 192 kHz/24 bit. Digital sources can be connected to the MCD 1050 via optical, coaxial and USB inputs to take advantage of its high quality D/A converter section. This incorporates exquisite, state of the art Burr-Brown digital/analogue converters, which offer maximum levels of precision. This cd player has also a selectable upsampling feature 192kHz/24bits for CD and digital inputs. The tube output stage is channel-separated and equipped with 2x ECC88 double triodes, which ensures a linear frequency response well beyond 40 kHz is achieved. Pre-selected and burned-in Russian-made tubes are also exclusively used in the MCD 1050. Like the hybrid integrated amplifier, this high-end CD player also features a high-resolution, high-contrast OLED display. The components are not only perfectly coordinated in terms of acoustic performance, but they are also perfectly suited in terms of their visual appearance.

At the heart of the MA 1000 is undoubtedly the tube preamplifier and the pre-selected ECC 82 Russian-made tubes that have been burned-in for 60 hours. In developing the MA 1000 special attention was given to the phono stage. This features two separate inputs, including one for moving magnet pickups (MM) and one for moving coil pickups (MC). When two pickups are connected they can be easily alternated between via the remote control. A discrete high-power amplifier with Toshiba power transistors ensures the necessary output. The MA 1000 is provided with 115 watts of continuous power per channel.

Generous filter electrolytic capacitors are also integrated in the power supply to absorb extreme power peaks (4 x 10,000 uF).

The exquisite parts and components are accommodated in a sturdy solid metal housing. The control elements are also manufactured from solid aluminium, while high quality ALPS motor potentiometers can be found behind the volume controls. The organic LED display on the front panel rounds off the elegant overall appearance of the unit. This high-resolution and high-contrast display not only greatly enhances legibility, but also creates an exquisite visual accent.



Selected Valves

Hand-picked electronic valves and tubes



OLED Display

Perfect readability



Power Amp

Generous performance reserves



MM / MC Phono

Inputs for all record players



Premium CD Player

Best possible output signal



Aluminium controls

Stylish looks and refined feel



Aluminium front

Stylish, durable, low-resonance

M1000

Audiophile electronic components - integrated amplifier and pure CD player



MA 1000

High-end hybrid integrated amplifier with tube preamplifier and transistor output stage

Output power/Nominal
20 Hz - 20 kHz, THD < 1.0%
4 Ohm, 2 x 115 W
8 Ohm, 2 x 80 W

Peak
1 kHz, 4Ω: 2 x 250 W

Dimensions (WxHxD)
434 x 125 x 330 mm
(380 mm incl. controls and connectors)
Remote control: 47 x 193 x 23 mm

Color
Black



i-fidelity.net
06/2014
Very good



areadvd.de
02/2014
Outstanding



New Audiophile,
China (04/2015)



HiFiTest
01/2014 (Set)
Top class, very good



Stereoplay
12/2014
Highlight



Plus X Award 2014



fairaudio.de
08/2014



What HiFi Russia
01/2014
"Very good for music"



lite-magazin.de
02/2014
Top class



MCD 1050

High-End CD player with tube output stage and digital audio inputs


Playable formats
CD-DA
CD-R
CD-RW
HDCD

Frequency response
CD: 5 Hz - 20 kHz (+/- 0.5 dB)

THD
< 0,0012%

Dimensions (WxHxD)
434 x 90 x 330 mm
(345 mm incl. controls and connectors)
Remote control: 47 x 198 x 23 mm

Color
Black



New Audiophile,
China (04/2015)



areadvd.de
02/2014
Outstanding



fairaudio.de
08/2014



HiFiTest
01/2014 (Set)
Very good



Stereoplay
08/2014
Highlight



Plus X Award 2014



i-fidelity.net
06/2014
Very Good



Plus X Award 2014



lite-magazin.de
02/2014
Top class



Magnat

CD

CD 2 02:4
ON DERULD - B

Magnat

M700

M700

High-end stereo music system with CD player and valve receiver

The high-quality Magnat M 700 stereo system is made up of two high-end modules. Each of the components provides outstanding quality in itself and, together, the two perfectly matched elements produce an acoustic performance that is simply unbeatable: The MCD 750 CD player and the MR 780 hybrid valve receiver form an exceptional unit that will elicit the best possible sound from practically any pair of loudspeakers.

PRECISION AND CARE FOR PERFECT RESULTS

The Magnat MCD 750 CD player is tuned to maximum precision in every respect. Both the mechanical construction and the electronic circuit design meet the highest quality standards. The CD drive has an extremely precise and very quiet loading mechanism and a CD controller unit from Toshiba. The conversion of the digital CD data into analogue sound is taken care of by a high-quality low-noise D/A converter from Wolfson. Added to this is a high-quality filter and output stage com-

prising particularly low-noise operational amplifiers. Alternatively, the signal is available at two digital outputs for external signal processing, offering maximum flexibility.



A BROAD RANGE OF FEATURES FRO MAXIMUM CONVENIENCE

Its other features also exemplify the high-end aspirations of the MCD 750: In addition to audio CD's, it plays back MP3 and WMA in optimum quality, also supporting CD text and ID3 tags. All the details of the current status or titles played back can be read on the two-line clear text display at all times, with the brightness adjustable at three levels. It also goes without saying that the MCD 750 provides all the convenient functions customers would expect of a product of this class: The repeat function, shuffle, track programming and all other commands are transmitted conveniently via the high-quality system remote control. The full-metal enclosure with its solid, brushed aluminium front panel displays an unobtrusive, stylish design.

HYBRID RECEIVER WITH TUBE PRE-AMP AND TRANSISTOR OUTPUT STAGE

The MR 780 stereo receiver follows the unique Magnat hybrid concept: Operating in the pre-amp stage are two selected, burnt-in ECC 81 valves, which provide the entire system with the warm, audiophile sounds so acclaimed among hi-fi fans. The powerful, discretely designed transistor output stage produces 100 watts of RMS power per channel at 4 ohms. Here, too, the voltages for all the individual circuits have been elaborately stabilized. In this way, the MR 780 combines perfect sound and maximum power for an optimum overall result and first-class hi-fi sound.

HUGE RANGE OF CONNECTIVITY OPTIONS INCLUDING BLUETOOTH® APTX

In addition to high-quality amplification, the MR 780 also offers a great deal of convenience and flexibility: Signals are received by the stereo receiver via 5 high-level inputs or 2 optical and 2 coaxial digital inputs. There is also a 3.5 mm jack input available at the front for mobile devices. Even more convenient is the direct wireless connection via Bluetooth® 4.0 with aptX. The broad range of connection options on the MR 780 is rounded off by a particularly high-quality phono pre-amp stage for MM systems as well as a USB audio 2.0 input. The conversion of all digital signals up to 24 bits / 192 kHz is taken care of by a high-end D/A converter from Wolfson. The integrated DAB/DAB+ digital tuner as well as the FM receiver with RDS and radio text ex-

tend what is already a broad range of functions even further. Users can find all the important information at all times on a large, two-line display on the front of the receiver. The MR 780 provides all this in the stylish solid-metal enclosure perfectly matched to the MCD 750 with a brushed aluminium front panel.

With the M 700, we offer a stereo system that leaves nothing more to be desired: Stylish design, precise CD playback and data conversion as well as substantial power reserves make this set one of the best systems in this price category. Perfectly matched both visually and acoustically, the MCD 750/MR 780 duo makes an extremely harmonious combination.



Selected Valves
Hand-picked electronic valves and tubes



Power Amp
Generous performance reserves



MM Phono Pre-stage
Inputs for MM record players



Premium CD Player
Best possible output signal



High-quality D/A converter
Loss-free signal conversion



Aluminium controls
Stylish looks and refined feel



Aluminium front
Stylish, durable, low-resonance

M700

High-end stereo music system with CD player and valve receiver



MR 780

High-end hybrid valve receiver with powerful output stage and Bluetooth® aptX

Output power / Nominal

20 Hz - 20 kHz, THD < 1.0%, 4 Ohm, 2 x 100 W
20 Hz - 20 kHz, THD < 1.0%, 8 Ohm, 2 x 75 W

Peak

1 kHz, 4 Ohm 2 x 180 W

Dimensions (WxHxD)

433 x 132 x 317 mm (360 mm incl. controls and connectors)

Remote Control: 45 x 175 x 20 mm

Color

Black



MCD 750

High-quality CD player with a stylish design.

Playable formats

CD-Audio, CD-R, CD-RW, MP3, WMA

Frequency response

20 Hz - 20 kHz (+/- 0.5dB)

THD

Harmonic distortion THD+N (analog out): < 0,005 %
Harmonic distortion THD+N (digital out): < 0.0012%

Dimensions (WxHxD)

433 x 78 x 317 mm (322 mm incl. controls and connectors)

Remote control: 45 x 175 x 20 mm

Color

Black





QUANTUM SIGNATURE

Quantum Signature Audiophile floorstanding speaker with genuine high-end aspirations

Magnat's engineers have drawn on the experience gained with the Quantum 1000 series and have once again pulled out all the stops to create an acoustic masterpiece based on Quantum's tried and tested technology. The Quantum Signature not only towers above all other models in terms of sheer size and mass, but it also represents the new technological spearhead in Magnat's speaker program.

IMPRESSIVE STATS TO REALLY WHET THE APPETITE

The Quantum Signature is impressive at first sight due to its sheer size. This first impression promises a lot and is backed up, as expected, by numerous top-class technical innovations. Designed as a 3-way bass reflex system, the speaker accommodates a total of six high-tech individual chassis in a high gloss MDF cabinet, which weighs in at 73 kg. The speaker's multi-braced, 100 liter housing with double-layered side panels is of a solid construction that rests on exclusively designed solid metal spikes.

AN IMPOSING APPEARANCE AND PERFECT BASS PERFORMANCE

The overall appearance of this exceptional transducer is predominantly shaped by three sumptuous 200 mm woofer chassis. High-strength aluminum/ceramic cones with inverted dust caps generate a thunderous bass line of the highest quality. The low-resonance die-cast aluminum basket ensures uninterrupted operating conditions. Non-conductive Kapton voice coil mounts and the well-ventilated and optimized drive system minimize electrical and mechanical losses and ensure negligible distortion values at maximum levels.



PERFECTLY COORDINATED D'APPOLITO CONFIGURATION

Thanks to the enhancement of the "Controlled Flexing Cone" the two 170 mm midrange drivers offer ideal properties in the critical vocal range. All of the stops have been pulled out here to reduce distortions to an absolute minimum. The new dome tweeter in the Signature speaker is positioned centrally in a D'Appolito configuration. The computer calculated geometry of the front panel ensures ideal dispersion properties, while a particularly lightweight fabric cone consisting of semi-crystalline polymer ensures a maximum degree of efficiency. In terms of sound this results in an outstanding, harmonious mid/treble range, which is totally free of audible transitions.

A UNIQUE SOUND EXPERIENCE

In sum, the individual parts which have been selected, optimized and developed according to the latest findings generate a sound that is truly impressive. From the deepest bass lines, which the bass trio pumps into the room with the support of two specially coated bass reflex ports, to the perfectly clean fundamental tone and the extremely precise midrange of the "controlled flexing cones", right up to the fine resolution and impulsive treble generated by the special tweeter - the Quantum Signature has everything. Thanks to its enormous reserves in all frequency ranges and outstanding low-distortion properties, the speaker operates in a relaxed manner that only a few transducers are able to deliver.



The measure of things: the solid MDF housing measures 1410 mm in height

The 3D sectional drawing displays the struts and chambers inside the elaborately constructed housing. The low-resonance die-cast aluminium baskets used for the bass-midrange drivers ensure perfect operating conditions. Furthermore, a voice coil mount manufactured from non-conductive Kapton and the well-ventilated drive system also minimise electrical and mechanical losses.



QUANTUM
Sound and technology in perfection



Fmax Signature tweeter
High-end tweeter



CVS - Coil Ventilation System
Optimum cooling during operation



APOC
High-end frequency crossover



Airflex Port
Less flow noise



CFC - Controlled Flexing Cone
More control in the mid-tone range



Ceramic Alu Cone
Precise and light

Quantum Signature

Audiophile floorstanding speaker with genuine high-end aspirations

Quantum Signature

High-end floorstanding speaker as 3-way bass reflex system

Principle

3-way bass reflex, triple bass

Equipment

30 mm tweeter
2 x 170 mm midrange
3 x 200 mm woofer

Power Handling (RMS/Max.)

400/700 watts

Frequency Response

16 – 75.000 Hz

Sensitivity (2.8V/1m)

94 dB

Dimensions (WxHxD)


313 x 1410 x 465 mm



Piano White



Piano Black





HUMIDOR


Humidor

High-end 2-way shelf-top speaker with genuine cedar wood veneer

Stylish products deserve stylish packaging. We took this basic principle very much to heart when developing the Magnat Humidor: The high-end 2-way shelf-top speaker combines the highest quality components, balanced acoustic tuning and unique design in a harmonious way. Its stylish body made of sturdy MDF wood is covered with a two-tone genuine cedar wood veneer. This means that the Humidor clearly enriches every room, not only acoustically but also visually.

COMPACT FORMAT, STRONG SOUND

The Humidor has a markedly compact shelf-top speaker format: With dimensions of just 140 x 245 x 258 mm, it is at home in just about any living room surroundings. The compact design is quickly forgotten, however, as soon as the Humidor starts performing: The precise treble ranges, clearly intelligible mid-range as well as the precise, strong bass foundation show impressively what modern technology and experience can achieve. To this end, the Humidor has opted for a high-quality aluminium-ceramic subwoofer. This high-end-material combines optimum rigidity with high internal damping.





The Magnat Airflex bass reflex port provides for additional bass without any flow noise. Used as the tweeter is a silk dome with a particularly wide surround to improve the dispersion characteristics over 20 kHz. Both the tweeter and the subwoofer are driven by extremely powerful magnet systems. Together, the chassis duo ensures the highest sound precision and convincing dynamics over the entire frequency range.

HIGHEST QUALITY COMPONENTS FOR INCOMPARABLE MAGNAT SOUND

The high-quality design and construction method is continued in the Humidor down to the smallest detail. The crossover was phase and amplitude optimized in the complex development process and fitted exclusively with selected components. For example, the coil of the deep bass branch is of a low impedance design in order to achieve the absolute maximum bass and efficiency. All of the internal wiring is of a large gauge to guarantee low-loss transmission of the audio signal. The high-end connecting terminal expertly rounds of the Humidor with its solid metal support plate and the gold-plated, acrylic varnished screw terminals.

STYLISH ENCLOSURE FOR HIGH-END TECHNOLOGY

The Humidor not only produces outstanding sound, it is also very attractive visually. The sturdy MDF enclosure ensures resonance-free reproduction and is covered with a stylish, two-tone genuine cedar wood veneer. Added to this is an attractive solid-metal sound guide for both speaker chassis as well as an inlaid solid-metal lo-

go on the top of the enclosure. All of the metal elements, including the connecting terminal, are presented in a fine champagne shade to match harmoniously with the wood colors.

PERFECT SOUND THANKS TO COMPUTER-OPTIMIZED MEASUREMENTS USING THE KLIPPEL SYSTEM

Responsible for the perfect sound of the Humidor are the high-quality components as well as the precise coordination and tuning. The shelf-top speaker has undergone an elaborately complex and time-consuming development process. During this, all the components were adjusted and improved in a large number of individual steps, also with the help of the high-precision Klippel laser measuring system. With the help of this, the subwoofer, in particular, was optimized to such an extent that it extracts an impressive bass foundation from the compact enclosure with high level stability.

This meticulous development, the decades of experience gathered by our engineers and the high-quality components have combined to create an exceptional loudspeaker in the form of the Magnat Humidor: High-end in the smallest of spaces with a stylish wood design.



QUANTUM
Sound and technology in perfection



Fmax Signature tweeter
High-end tweeter



CFC - Controlled Flexing Cone
More control in the mid-tone range



APOC
High-end frequency crossover



Airflex Port
Less flow noise



Ceramic Alu Cone
Precise and light

Humidor

High-end 2-way shelf-top speaker with genuine cedar wood veneer

Humidor

High-end 2-way shelf-top speaker
with genuine cedar wood veneer

Principle

High-End-Bookshelf Speaker

Equipment

4.5" Woofer-midrange
25 mm dome tweeter

Power Handling (RMS/Max.)

75 / 150 watts

Frequency Response

34 - 50000 Hz

Sensitivity (2.8V/1m)

90 dB

Dimensions (WxHxD)

140 x 245 x 258 mm



Two-tone cedar real wood veneer, metal
applications in champagne colour





Magnat

QUANTUM EDELSTEIN

Quantum Edelstein High-end compact - the audiophile shelf speaker

A compact housing in combination with a superior acoustic performance - this is an aim that can only be achieved with significant expenditure and an enormous amount of technical expertise. This challenge was the incentive for Magnat's engineers, who are able to draw on years of experience in the field of speaker development. The result, which combines technological excellence and innovative design, is a real masterpiece - a true gem!

SIMPLE, HIGH QUALITY, ELEGANT

Even the face of the sound transducer lives up to its Quantum Edelstein name (´Edelstein´ is the German word for gem). You won't find any extravagance, decorative elements or embellishments here! Instead, it is thoroughly compelling in terms of its simplicity and elegance, value and nobility. This speaker draws attention to itself in the same way as a polished diamond.





The MDF cabinet, which is optionally available in a high-gloss black or white finish, features a solid aluminium front panel with machined and burnished sound guide for the bass-midrange driver and tweeter. The double base plate has also been manufactured from solid aluminium and polished acrylic glass. The high quality fabric grille is attached magnetically and ensures optimum sound transmission.

THE COMBINATION OF PERFECTLY COORDINATED COMPONENTS

Only perfectly coordinated components can achieve the required objective in such a complex and elaborate design. Therefore, the 2-way bass reflex system has been fitted exclusively with the highest quality components, which include the selected chassis (110 mm bass-midrange driver, 25 mm dome tweeter), the high quality internal wiring with its large cross-sections and the airflex port with its particularly large opening and special coating to eliminate flow noise. Only the specific combination of these selected components ensures an ideal interaction that produces an audiophile acoustic performance.

HIGH-END THROUGH HIGH-TECH

One of the biggest challenges in speaker construction, especially where a compact housing is concerned, is the deep bass range. To compensate for the low housing volume, only innovative and high-performance speaker chassis have been used in the Quantum Edelstein. The bass-midrange driver consists of an aluminium/ceramic sandwich cone with an inverted dust cap, which offers optimum rigidity and maximum power handling capacity. A flow-optimised, non-magnetic die-cast aluminium basket was developed to counteract the large excursions that occur. This prevents compression effects and air turbulence. The particularly powerful magnet system also ensures minimal distortion with a high degree of efficiency.

A Kapton voice coil is responsible for a clean midrange and an even higher efficiency rating. A neodymium magnet system, which offers an optimum balance between performance and size, is utilised for driving the silk dome tweeter. The particularly broad surround is used in combination with the special sound guide in the aluminium front panel to ensure optimum dispersion properties.



QUANTUM
Sound and technology in perfection



Fmax Signature tweeter
High-end tweeter



CFC - Controlled Flexing Cone
More control in the mid-tone range



APOC
High-end frequency crossover



Airflex Port
Less flow noise



Ceramic Alu Cone
Precise and light

Quantum Edelstein

High-end compact - the audiophile shelf speaker



Quantum Edelstein

Shelf loudspeaker, 2-way bass reflex

Principle

2-way bass reflex
High-End-Bookshelf Speaker

Equipment

25 mm tweeter
4.5" Woofer-midrange

Power Handling (RMS/Max.)

75/150 watts

Frequency Response

34 - 50000 Hz

Sensitivity (2.8V/1m)

90 dB

Dimensions (WxHxD)

135 x 232 x 246 mm



hdfever.fr
„...a true little jewel“



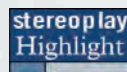
av-magazin.de
10/2013
Very good



lite-magazin.de
12/2013
"A real gem in terms of sound & design"



areadvd.de
12/2013
Outstanding



Stereoplay
12/2013
Highlight



HiFiTest
01/2014 (Set)
Outstanding



sempre-audio.at
07/2014
Recommendation




i-fidelity.net
07/2014
Reference



Plus X Award 2014
High Quality/Design

Cabinet in high-gloss black finish/
front panel and base plate in brushed
and anodised aluminium, base plate in
polished acrylic glass



Cabinet in high-gloss white finish/
front panel and base plate in brushed
and anodised aluminium, base plate in
polished acrylic glass





SIGNATURE 1100



Signature 1100 High-end stereo loudspeaker in the "Signature" reference class

Reference quality and uncompromising hi-fi: The new Signature 1100 range from Magnat gets audiophile hearts beating faster. Handpicked components, unique Magnat technologies as well as a meticulous, elaborate development process guarantee unrivalled quality in the loudspeakers of the new "Signature" reference class. The 1100 range redefines the term "high end" by exhausting all of these virtues to the limit and, in doing so, creating an unforgettable sound experience.

TOP-CLASS SUBWOOFER AND WOOFER

Only the best Magnat subwoofers and woofers are used in the Signature 1100 range. Thanks to the special ceramic-aluminium sandwich material mix, the membranes combine optimum internal damping and maximum rigidity. In addition, the "Controlled Flexing Cone" membrane geometry is also applied here: This controls the emission of bending waves in the upper mid-tone range. Generously ventilated aluminium die-cast baskets avoid compression effects and air turbulences.



Used for the drive are distortion-optimized magnet systems with inductivity control rings and stray field optimization. The result of this exquisite collection of top technology: Reproduction of music and other audio content that meets even the very highest hi-fi demands.

HI-RES AUDIO THANKS TO SUPER-TWEETERS

Used in the treble range of the Signature 1100 range are two harmonized fmax Signature tweeters together. This newly developed tweeter module is made up of a 30 mm dome tweeter with coupling volume, long-exursion drive and wide surround for particularly low coupling to the mid-tone range, as well as an additional 20 mm super-tweeter. The latter provides for harmonious omnidirectional sound distribution and treble reproduction up to 55,000 Hz! This means that the Signature 1100 speakers meet the strict requirements for High-Res audio certification. This quality label guarantees a huge frequency range for the playback of audio tracks and, with it, an even more complete, highly precise and fine soundscape.

MOST STYLISH DESIGN IN BLACK OR WHITE

The enclosure of the Signature 1100 loudspeakers also meets the highest demands - both visually and acoustically: The sturdily constructed and multiple braced MDF body is absolutely resonance-free, assisting the reproduction qualities of the chassis. With their timeless silk-matt lacquer finish, the stylish loudspeakers enrich any surroundings, with their outstanding qualities immediately noticeable, also visually. This impression is underlined by the aluminium cover plate with its brushed surface and the milled-in model name. A removable front grille with invisible magnetic fastening, the solid aluminium foot supports and the height adjustable solid metal spikes emphasize the extraordinary, high quality standards of these loudspeakers.

HIGHEST QUALITY COMPONENTS METICULOUSLY ARRANGED

All the components of the Signature 1100 loudspeakers have been carefully selected, arranged and tuned in a time-consuming process. The chassis alone have undergone numerous measurements, always with the help of the laser-assisted Klippel measuring system in order to achieve absolute perfection. The Magnat development engineers have taken the same care to devote themselves to each individual component so as to find the optimum combination. The crossover relies on Magnat's finely tuned, phase and amplitude optimized APOC topology with audiophile coils and PP capacitors. The high-quality internal wiring and the large connection panel with sturdy and encapsulated terminals guarantee reliable contact for large gauge high-quality cables. An option for bi-wiring/bi-amping is also provided. Cable bridges are pre-installed for single-amping operation.

The Magnat 1100 range was specially developed for audiophile hi-fi fans with the very highest demands. The elaborate development and coordination, the carefully selected components, unique Magnat technologies as well as the Hi-Res Audio certification ensure an incomparable sound experience.



Hi-Res
Maximum frequency response



Ceramic Alu Cone
Precise and light



QUANTUM
Sound and technology in perfection



Fmax Signature tweeter
High-end tweeter



BI
Bi-wiring and bi-amping
Yet more performance and precision



CFC - Controlled Flexing Cone
More control in the mid-tone range



APOC
High-end frequency crossover



FE
FE Driver Dynamics
Optimised drive system



Klippel-optimised system
Laser-assisted measurements



Airflex Port
Less flow noise

Signature 1100

High-end stereo loudspeaker in the "Signature" reference class



Signature 1109

High-end 4-way bass reflex loudspeaker from the "Signature" reference series

Principle

Floorstanding Speaker, 4 way, double bass, bass reflex

Equipment

0.75" super-tweeter
30 mm tweeter
170 mm midrange
2 x 200 mm woofer

Power Handling (RMS/Max.)

300 / 550 Watts

Frequency Response

20 - 55000 Hz

Sensitivity (2.8V/1m)

94 dB

Dimensions (WxHxD)

Enclosure: 275 x 1250 x 410 mm
Enclosure incl. Spikes: 375 x 1280 x 410 mm



Signature 1105

High-end 3.5-way bass reflex loudspeaker from the "Signature" reference series

Principle

Floorstanding Speaker, 3.5 way, double bass, bass reflex

Equipment

0.75" super-tweeter
30 mm tweeter
170 mm woofer-midrange
1 x 170 mm woofer

Power Handling (RMS/Max.)

200/350 Watts

Frequency Response

22 - 55000 Hz

Sensitivity (2.8V/1m)

93 dB

Dimensions (WxHxD)

Cabinet: 225 x 1050 x 350 mm
Cabinet incl. Spikes: 315 x 1080 x 350 mm

White satin



Black satin





QUANTUM 750



Quantum 750 Audiophile loudspeaker series with attached baffle

A clear and wideband sound pattern with no bias towards a single frequency range along with high dynamism and pulse fidelity represent a lofty ideal for audiophiles. Loudspeakers should also work perfectly with different music genres while still looking good. To achieve this goal, an enormous investment in material, design experience and technical know-how is needed. But the love of good sound is perhaps the most important basic requirement. The Quantum 750 series has faced this challenge.

NO CHANCE FOR RESONATING CASES

Based on the premise that only the cones of a loudspeaker should move, and thus distorting case resonances kept to a minimum, solid double-layered MDF housing front panels measuring 45 and 40 mm in thickness have been realised for the new Quantum 750 series. Such effort may also be extremely rare in the entire world market and, in conjunction with the multi-struts inside the case, provides the optimum foundation for the loudspeaker chassis used. The loudspeakers are set up with the support of built-in resonance absorbers whereby metal spikes may be alternatively used with the floor-standing boxes.





TWEETERS AND WOOFERS IN PERFECT HARMONY

The loudspeaker baskets for the low and mid-range drivers have also been manufactured from non-magnetic and torsionally rigid die-cast aluminium – the built-in membranes have been made from an aluminium-ceramic material. They guarantee pulse fidelity and a clean bass response. These excellent drivers are powered by double magnet systems and ventilated precisely dimensioned voice coils, which results in considerably greater resilience than is possible with conventionally designed chassis. A new high-efficiency Fmax tweeter with double magnet system and dual-compound fabric dome has been created as the appropriate partner for the treble range. To achieve a particularly smooth transition to the mid-range, the tweeter has also been equipped with a dampened bored pole core, so technically speaking it possess its own small enclosure at the rear. To further optimise the dispersion properties, the aluminium-ABS tweeter flange was also designed with a special geometry to channel the sound.



CROSSOVER

Both phase- and amplitude-optimised crossovers work with high-quality components and forward the signal to internal wiring made of highly pure copper. Encapsulated terminals have been used to connect the loudspeaker cables to the large terminal, proper contact has also been ensured for cables with larger cross-sections. Bi-amping and bi-wiring are also possible.





The midrange driver is thoroughly compelling thanks to an incredibly lively performance

The lavish interior of the Quantum 757 will cause experienced hifi enthusiasts to sit up and take notice. The speaker's midrange driver is acoustically decoupled from the other chassis by an enclosed chamber. The 3D display of the Fmax tweeter also reveals the new dual compound cone



QUANTUM
Sound and technology in perfection



APOC
High-end frequency crossover



Fmax tweeter
Extended frequency range



FE Driver Dynamics
Optimised drive system



Bi-wiring and bi-amping
Yet more performance and precision



Klippel-optimised system
Laser-assisted measurements



CVS - Coil Ventilation System
Optimum cooling during operation



Airflex Port
Less flow noise

Quantum 750

Audiophile loudspeaker series with attached baffle

Quantum 757

Floor-standing loudspeaker, 3-way bass reflex with double bass

Principle

3 way, double bass, bass reflex

Equipment

25 mm tweeter
170 mm midrange
2 x 170 mm woofer

Power Handling (RMS/Max.)

220/350 watts

Frequency Response

20 - 50.000 Hz

Sensitivity (2.8V/1m)

93 dB

Dimensions (WxHxD)

190 x 1062 x 370 mm



Quantum 753

Shelf loudspeaker, 2-way bass reflex

Principle

2 way bass reflex

Equipment

25 mm tweeter
170 mm woofer-midrange

Power Handling (RMS/Max.)

120/180 Watts

Frequency Response

30 - 50000 Hz

Sensitivity (2.8V/1m)

91 dB

Dimensions (WxHxD)

190 x 362 x 335 mm



av-magazin.de
11 / 2012
Conclusion: very good



stereoplay
11 / 2012
Top class, price/performance: outstanding



Audiovision
01 / 2013
Conclusion: very good



Hifi Test
03 / 2013
Gold class, price/performance: very good



FAZ
04 / 2013
Conclusion: opulent sound from classic to pop



i-fidelity.net
04 / 2013
Price tip, very good



Heimkino
01 / 2013
Top class: outstanding



Video
02 / 2013 (5.1Set)
Testwinner



hdfever.fr
04 / 2013
Experience Audiophile



av-magazin.de
03 / 2013
Conclusion: very good



areadvd.de
11 / 2012
Outstanding



Heimkino
01 / 2013 (5.1 Set)
Top class: outstanding



Video
02 / 2013 (5.1Set)
Price tip: very good



AudioVideo (Russia)
05 / 2014
Recommendation



hdfever.fr
04 / 2013
Experience audiophile



i-fidelity.net
12 / 2012
Price tip: very good



Audiovision
01 / 2013 (5.1Set)
Conclusion: very good



AudioVideo Russia
01/2014



Quantum Center 73

Centre loudspeaker, 2-way bass reflex, double bass

Principle

2 way bass reflex, double bass

Equipment

25 mm tweeter
2 x 130 mm woofer-midrange

Power Handling (RMS/Max.)

120/180 Watts

Frequency Response

30 - 50000 Hz

Sensitivity (2.8V/1m)

91 dB

Dimensions (WxHxD)

470 x 170 x 295 mm



Audiovision
01 / 2013
Conclusion: very good



Video
02 / 2013
Price/performance: very good



Heimkino
01 / 2013
Top class: outstanding



hdfever.fr
04/2013
Experience Audiophile

Quantum 731 A

Active subwoofer, bass reflex, downfire

Principle

Bassreflex, down-fire

Equipment

300 mm woofer

Output power (RMS/Max.)

180/360 watts

Frequency Response

18 - 200 Hz

Dimensions (WxHxD)

340 x 568 x 475 mm



Audiovision
01 / 2013
Conclusion: very good



Heimkino
01 / 2013
Top class: outstanding



Video
02 / 2013
Price/performance: very good



hdfever.fr
04 / 2013
Experience Audiophile

Piano White/White satin



Piano Black/Black satin





QUANTUM 720

Quantum 720

High-performance Quantum loudspeaker with elegant styling

The Quantum 720 range combines stylish, discreet design with high-quality components and innovative technology. The result is a high-performance loudspeaker system for acoustically demanding users which also attaches importance to solid build quality and an elegant appearance.

AUTHENTIC AND STYLISH

The loudspeakers in the Quantum 720 range are based on a sturdy MDF enclosure with complex interior bracing, stable cross-pieces with height-adjustable metal tapered spikes and a particularly low-resonance 25 mm baffle. The baffle has a silk-matt lacquer finish and, together with the loudspeaker enclosure rounded at the sides and rear, the Quantum 720 range offers a stylish, discreet look. Both metal and rubber spike tips are provided to ensure optimum adaptation to the floor covering.





EXCLUSIVE DRIVERS

The entire range of Quantum 720 loudspeakers is fitted with selected, extremely high-quality drivers. In the treble range, Magnat relies on HRH tweeters with a 30 mm fabric membrane and a Harmonic Radiation Horn made of aluminium. The tweeters are fitted with a wide bead and also have special damping and ferrofluid cooling. Ideal conditions for a very dynamic as well as transparent, spatial upper frequency range. Operating below these are FE Dynamics 170mm Ø ceramic-aluminium membrane woofers and subwoofers. A stable steel basket with generous vents and a ventilated voice coil unit guarantee maximum load capacity. On the outside, the Klippel-optimised overall design is rounded off by solid aluminium cover rings. The obligatory subwoofer stages a great spectacle right down to the lowest ranges with a 300 mm high-power long-throw woofer with a Klippel-optimised magnet system. The subwoofer, equipped with a powerful 180 watt RMS amplifier, operates according to the downfire principle and is perfectly suited to the other components of the Quantum 720 range in terms of appearance.

PERFECTION IN DETAIL

To minimise the flow noise of the bass-reflex systems, Airflex ports with generously dimensioned, rounded reflex openings are integrated into all sound transducers. In addition, bi-wiring/bi-amping terminals with large screw terminals and gold-plated contacts are fitted to both floor-standing and shelf-top speakers. The amplitude and phase-optimised crossover provides acoustic 24 dB filters, using only the most carefully selected components.





Acoustic giant: The solid MDF enclosure measures more than 1 m in height

A total of four loudspeaker chassis are accommodated in the multiple braced Quantum 727 enclosure, which is rounded at the sides and rear. The elaborate design with a 25 mm baffle and sturdy traverses with height-adjustable metal spikes hardly allows any resonance despite the huge bass power of the two 170 mm FE Dynamics woofers. The physical separation of the crossover on two circuit boards facilitates optimum bi-wiring operation



Q **QUANTUM**
Sound and technology in perfection

APOC
High-end frequency crossover

FMAX **Fmax tweeter**
Extended frequency range

FE **FE Driver Dynamics**
Optimised drive system

BI **Bi-wiring and bi-amping**
Yet more performance and precision

Klippel-optimised system
Laser-assisted measurements

CVS - Coil Ventilation System
Optimum cooling during operation

Downfire system
Perfect deep bass

Quantum 720

High-performance Quantum loudspeaker with elegant styling



Quantum 727

3-way bass-reflex loudspeaker with dual bass system

Principle

3-way, bass reflex

Equipment

30 mm tweeter
170 mm midrange
2 x 170 mm woofer

Power Handling (RMS/Max.)

200/350 Watts

Frequency Response

22 - 52.000 Hz

Sensitivity (2.8V/1m)

93 dB

Dimensions (WxHxD)

200 x 1055 x 310 mm
290 x 1100 x 310 mm (incl. base)



lowbeats.de 06/2017
Very good



Plus X Award 2017



Audiovision 05/2017 (5.1 Set)
"A Quantum Sound"



Video 03/2017
Highlight



Quantum 725

2.5-way bass-reflex loudspeaker

Principle

2,5-way, bass reflex

Equipment

30 mm tweeter
170 mm woofer-midrange
1 x 170 mm woofer

Power Handling (RMS/Max.)

180/320 watts

Frequency Response

22 - 52.000 Hz

Sensitivity (2.8V/1m)

92 dB

Dimensions (WxHxD)

290 x 1030 x 310 mm (incl. base)
200 x 975 x 310 mm



lowbeats.de 06/2017
Very good



Quantum 723

2-way bass-reflex shelf-top loudspeaker

Principle

2-way bass reflex

Equipment

30 mm tweeter
170 mm woofer-midrange

Power Handling (RMS/Max.)

110/180 watts

Frequency Response

30 - 52.000 Hz

Sensitivity (2.8V/1m)

91 dB

Dimensions (WxHxD)

200 x 355 x 310 mm



lowbeats.de 06/2017
Very good



Audiovision 05/2017 (5.1 Set)
"A Quantum Sound"



Video 03/2017
Highlight



Quantum Center 72

2-way bass-reflex centre loudspeaker

Principle

2-way bass reflex, double bass

Equipment

30 mm tweeter
2 x 170 mm Midrange-woofer

Power Handling (RMS/Max.)

120/200 Watts

Frequency Response

32 - 52.000 Hz

Sensitivity (2.8V/1m)

91 dB

Dimensions (WxHxD)

518 x 185 x 310 mm



Video 03/2017
Highlight



Audiovision 05/2017 (5.1 Set)
"A Quantum Sound"



Quantum 7230A

Active bass-reflex subwoofer

Principle

Active bass-reflex subwoofer, down-fire

Equipment

300 mm Woofer

Output power (RMS/Max.)

180/360 watts

Dimensions (WxHxD)

420 x 545 x 500 mm

Black satin/
Ash decor black



Black satin/
Ash decor mocca







Shadow

Price/performance champions with exclusive components and innovative technology

The new Shadow speaker series has not only been developed using state of the art measurement and simulation equipment, but it also features innovative and exclusive components. A perfect balance between efficiency and an authentic sound performance makes the Shadow series stand out from the crowd in its highly competitive price/performance category.

HIGH-TECH COMPONENTS FOR OUTSTANDING PERFORMANCE

High-performance FE-Dynamics drivers are used to reproduce the bass and midrange in the Shadow speakers. The majority of speakers in the series feature two of these drivers, with three being used in the flagship model. Lightweight, specially coated paper cones and non-magnetic, fibre-reinforced ABS cast baskets are utilised to ensure maximum throw and load handling capacity. The ventilated voice coil unit guarantees optimum temperature management in this setup.





The construction has been Klippel-optimised to ensure a perfect balance between efficiency and sound performance. This enables the components in the Shadow series to achieve their full acoustic potential with smaller, less expensive amplifiers.

The newly developed fmax tweeter is responsible for the transparent, brilliant and, at the same time, pleasant treble range. With its wide surround, a powerful ferrite drive and a front panel with dispersion-optimised sound guide and effective prevention of edge reflections, outstanding dynamics are inevitable. The frequency range of the new fmax tweeter extends far beyond the usual 20 kHz.

THE DOLBY ATMOS OPTION

If you want home cinema enjoyment with cutting edge technology, look no further than the Shadow series: The optional Shadow 102 ATM add-on speakers are simply placed on the front speakers when required, and they then reproduce the impressive Atmos sound by using ceiling reflections and a corresponding receiver: Music, vocals and sound effects now no longer appear as if they are around the listener, but directly above their head. This guarantees an even more enthralling and absorbing home cinema experience.

AN EXCLUSIVE HOUSING FOR EXCLUSIVE COMPONENTS

E1 MDF wooden panels have been used to create a sturdy and low-resonance housing construction, which almost completely eliminates "standing waves". In addition, resonance-absorbing rubber feet and metal spikes are also supplied to ensure perfect installation in any living room. All of the speakers in the Shadow series are designed as bass reflex speakers. The overall technical configuration is based on various signal analyses and not just on one frequency or a certain level. This results in absolutely clean bass pulses irrespective of the music genre or the volume level. Magnat's air-flex ports are exclusively used to ensure the prevention of flow noise. These bass reflex tubes with their rounded openings ensure optimum reduction of unwanted background noise.

ACOUSTICS AND AESTHETICS IN PERFECT HARMONY

The visual impression of the sound transducers in the new Shadow series is as exquisite as the acoustic performance. All of the components are available in two colours and feature a high gloss lacquered baffle. Behind the rugged and removable fabric grille are the speaker baskets and the tweeter flange in a high quality metal finish.

The Shadow Sub 300 A rounds off the series and its generously dimensioned 30 cm chassis and a maximum output of 320 watts ensure a huge and powerful bass response. The subwoofer is also available in a piano white and piano black/ash finish.



MAGNAT Shadow stands for innovative driver technology, sophisticated cabinet design and acoustic performance on its highest level

High-quality surfaces and sophisticated design: The high-gloss lacquered baffle is the eye-catcher of the Shadow speakers. Extremely precise and very dynamic, the newly developed 30-mm-fmax dome tweeter with extra big surround and dispersion-optimised sound conduction provides convincing sound at all sound sequences. No chance for unpleasant resonances, the cabinet is made of solid and massive MDF panels.



Fmax tweeter
Extended frequency range



Bi-wiring and bi-amping
Yet more performance and precision



CVS - Coil Ventilation System
Optimum cooling during operation



APOC
High-end frequency crossover



FE Driver Dynamics
Optimised drive system



Klippel-optimised system
Laser-assisted measurements



Airflex Port
Less flow noise

Shadow

Price/performance champions with exclusive components and innovative technology

Shadow 209

Floorstanding speaker, 3-way bass reflex configuration with three woofers

Principle

3 way, bass reflex

Equipment

30 mm tweeter
170 mm midrange
3 x 170mm woofer

Power Handling (RMS/Max.)

220/360 watts

Frequency Response

20 - 48000 Hz

Sensitivity (2.8V/1m)

92 dB

Dimensions (WxHxD)

190 x 1150 x 350 mm



Audio
07/2015
Price / Performance: Very good



i-fidelity.net
06/2015
Best Buy



av-magazin.de
04/2015
Very good



areaddvd.de
04/2015
OUTSTANDING



Shadow 207

Floorstanding speaker, 3-way bass reflex configuration with two woofers

Principle

3 way, bass reflex

Equipment

2 x 170 mm woofer
30 mm tweeter
170 mm midrange

Power Handling (RMS/Max.)

180/340 watts

Frequency Response

22 - 48.000 Hz

Sensitivity (2.8V/1m)

92 dB

Dimensions (WxHxD)

190 x 1070 x 350 mm



Shadow 203

Shelf speaker, 2-way bass reflex configuration

Principle

2 way bass reflex

Equipment

30 mm tweeter
170 mm woofer-midrange

Power Handling (RMS/Max.)

90 / 160 watts

Frequency Response

32 - 48.000 Hz

Sensitivity (2.8V/1m)

91 dB

Dimensions (WxHxD)

190 x 350 x 300 mm



Audio
08/2015
RECOMMENDATION (Efficiency Level)



lite-magazin.de
05/2015
Price / Performance: Very good



Shadow 102 ATM

Closed 2-way speaker for Dolby® Atmos overhead channels

Principle

2 way, sealed

Equipment

1 x 5,25" coaxial speaker

Power Handling (RMS/Max.)

50/100 Watts

Frequency Response

50 - 38.000 Hz

Sensitivity (2.8V/1m)

88 dB

Dimensions (WxHxD)

190 x 162 x 275 mm



Shadow Center 213

Centre speaker, 2-way bass reflex configuration

Principle

2 way bass reflex

Equipment

30 mm tweeter

2 x 130 mm woofer-midrange

Power Handling (RMS/Max.)

90 / 160 watts

Frequency Response

34 - 48.000 Hz

Sensitivity (2.8V/1m)

91 dB

Dimensions (WxHxD)

470 x 180 x 270 mm



Shadow Sub 300A

Active bass reflex subwoofer

Principle

Active bass-reflex subwoofer, down-fire

Equipment

300 mm Woofer

Output power (RMS/Max.)

160/320 watts

Frequency Response

19 - 200 Hz

Dimensions (WxHxD)

345 x 495 x 420 mm

Piano white, white decor



Piano black/ Ash decor black





TEMPUS

Tempus

High performance entry-level speakers with high quality components and a coherent overall concept

The Tempus family, which marks the entry to Magnat's portfolio of high quality speaker components, is thoroughly compelling thanks to its sensational price/performance ratio. Selected materials, tried and tested technology and newly developed components enable high performance acoustic surround & hifi equipment at reasonable prices.

TRIED AND TESTED. INNOVATIVE.

From the floorstanding speaker to the center speaker and the subwoofer: The Tempus components feature a sturdy and low-resonance housing construction consisting of E1-MDF panels. The solid feet and crossbeams at the base of the floorstanding speakers guarantee optimum stability. In addition, resonance damping rubber feet and metal spikes are also supplied.

The sound transducers are equipped with rounded, generously dimensioned, aerodynamic Airflex ports to eliminate flow noise. The front grille, which is covered with acoustic material, can naturally be removed.






EXCLUSIVE CHASSIS, HOMOGENEOUSLY CONFIGURED.

The configuration of the chassis used by the speaker components in the Tempus series, from the shelf speaker to the flagship model, has been optimized for an homogeneous family sound. 170 mm and 130 mm FE Dynamics woofers and mid-range drivers ensure the fastest possible response from a coated paper cone. The Klippel-optimized construction is extremely resilient thanks to the ventilated voice coil unit and a sturdy metal basket with air vents. The upper frequency range is catered for by a new developed 25 mm fmax tweeter. With a dispersion-optimized sound guide and powerful neodymium drive, it guarantees an optimum resolution. The amplitude- and phase-optimized crossover, which boasts acoustic 24dB filters and high quality components, forms a central interface for the input signals.

SUB? SUB!


Of course, the Tempus series wouldn't be complete without a powerful subwoofer. The Sub 300A operates according to the down-firing principle and is equipped with a 300 mm high performance long-throw woofer and a Klippel-optimized magnet system. A coated paper cone is also used here to ensure a fast response and high precision. The high performance class-D amplifier provides up to 120 watts RMS and coaxes peak values from the Sub 300A when it comes to bass response.





Entry level flagship with two 170 mm FE Dynamics subwoofers

The individual compartments inside the multiple braced, extremely sturdy MDF enclosure of the Tempus 77 are clearly recognisable in the 3D sectional drawing. Combined with the high-quality base traverses with metal spikes, the floor-standing dual-bass loudspeaker displays particularly low resonance. The 25 mm fmax dome tweeter with the powerful neodymium drive is located between the two subwoofers and the identically large woofer.



Fmax tweeter
Extended frequency range



Bi-wiring and bi-amping
Yet more performance and precision



APOC
High-end frequency crossover



FE Driver Dynamics
Optimised drive system



Klippel-optimised system
Laser-assisted measurements



Airflex Port
Less flow noise

Tempus

High performance entry-level speakers with high quality components and a coherent overall concept



Tempus 77

3-way bass reflex floorstanding speaker

Principle

3-way, bass reflex

Equipment

25 mm tweeter
170 mm midrange
2 x 170 mm woofer

Power Handling (RMS/Max.)

175/320 watts

Frequency Response

22 - 45.000 Hz

Sensitivity (2.8V/1m)

92 dB

Dimensions (WxHxD)

200 x 1005 x 320 mm
295 x 1025 x 320 mm (incl. base)



Video 08/17 (5.1 Set)
Price/performance: very good



av-magazin.de 05/2017
Very good



areadvd.de 06/2017
Reference for price-performance



www.stereo.ru
01-2017



SFT 07/2017 (5.1Set)
Very good



Tempus 55

2.5-way bass reflex floorstanding speaker

Principle

2,5-way, bass reflex

Equipment

25 mm tweeter
170 mm woofer-midrange
1 x 170 mm woofer

Power Handling (RMS/Max.)

150/280 watts

Frequency Response

24 - 45.000 Hz

Sensitivity (2.8V/1m)

92 dB

Dimensions (WxHxD)

200 x 880 x 320 mm
295 x 900 x 320 mm (incl. base)



www.stereo.ru
01-2017



Tempus 33

2-way bass reflex shelf speaker

Principle
2-way bass reflex

Equipment
25 mm tweeter
170 mm woofer-midrange

Power Handling (RMS/Max.)
85/150 watts

Frequency Response
33 - 45.000 Hz

Sensitivity (2.8V/1m)
91 dB

Dimensions (WxHxD)
200 x 345 x 270 mm



Video 08/17 (5.1 Set)
Price/performance: very good



SFT 07/2017 (5.1 Set)
Very good



av-magazin.de 05/2017
Very good



Tempus Center 22

2-way center speaker

Principle
2-way bass reflex

Equipment
25 mm tweeter
2 x 130 mm woofer-midrange

Power Handling (RMS/Max.)
85/150 watts

Frequency Response
34 - 45.000 Hz

Sensitivity (2.8V/1m)
91 dB

Dimensions (WxHxD)
460 x 180 x 230 mm



SFT 07/2017 (5.1 Set)
Very good



Video 08/17 (5.1 Set)
Price/performance: very good



av-magazin.de 05/2017
Very good



Tempus Sub 300A

Active bass reflex subwoofer

Principle
Active bass-reflex subwoofer, front-firing

Equipment
300 mm Woofer

Output power (RMS/Max.)
120/240 watts

Frequency Response
20 - 200 Hz

Dimensions (WxHxD)
355 x 447 x 422 mm
355 x 447 x 445 mm (incl. base)



Video 08/17 (5.1 Set)
Price/performance: very good



SFT 07/2017 (5.1 Set)
Very good



av-magazin.de 05/2017
Very good

Ash decor mocca



Ash decor black





MAGNASPHERE

Magnasphere

Wireless high-end speaker system

Wireless high-end multi-room has a name: Magnat Magnasphere! The fully active stereo speaker components, which come with a separate transmitter unit, are equipped with a digital wireless system that is completely resistant to interference. Furthermore, the components have also been designed to generate an authentic and audiophile acoustic performance. In addition to the innovative technology used, the focus is naturally also on a system that is easy to operate and has a stylish visual appearance: With its silk matt lacquered surfaces, the elegant housing really stands out.

DIGITAL HIGH-END WIRELESS TRANSMISSION

The audio signals are transmitted to the speakers in a completely stable and reliable manner. Three selectable frequency bands (2.4 GHz, 5.2 GHz and 5.8 GHz) guarantee maximum transmission stability. For maximum flexibility, the transmitter module also features Bluetooth connectivity. In order to enable a high quality signal here, the Magnasphere components offer full Qualcomm aptX compatibility, thereby ensuring audio signals are transmitted via Bluetooth in CD quality. The multi-zone functionality of the Magnasphere series supports up to three speaker zones.





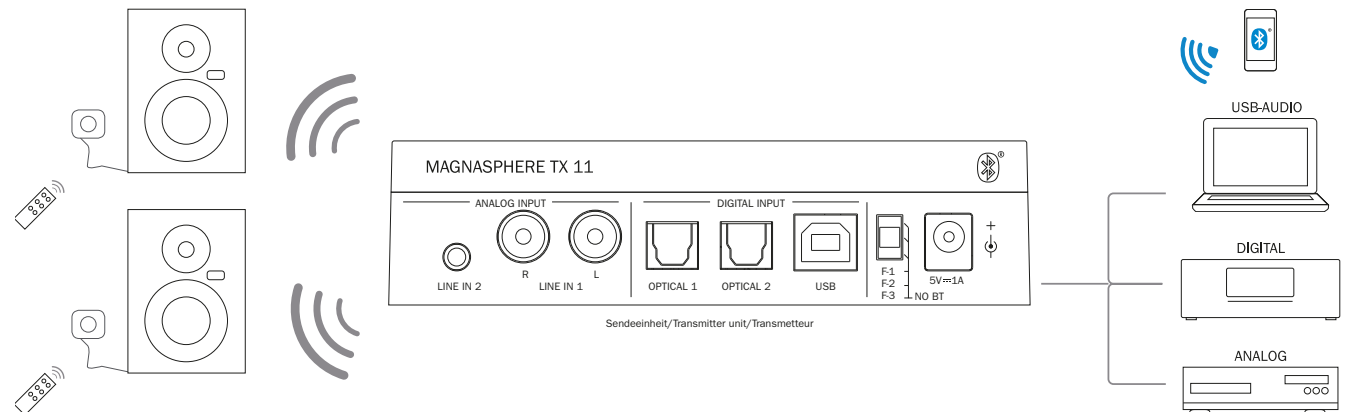
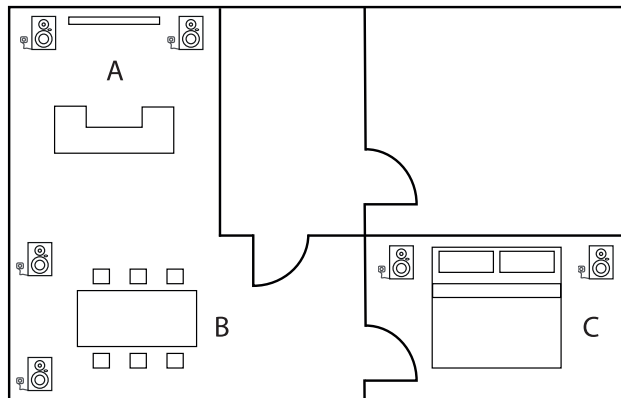
WIRELESS
HIGH-END AUDIO

FLEXIBLE AND VERSATILE

In addition to Bluetooth compatibility, the TX11 Magnasphere transmitter can also be connected directly to a PC via USB. The Magnasphere component then functions as an external sound card and caters for the elaborate internal D/A conversion process. This completely bypasses the audio components in a computer and notebook, which are often weak in comparison. In addition, two optical digital inputs are also integrated, which, like all digital inputs, enable sampling rates of up to 24bit/96kHz to be processed. Stereo analog inputs for RCA and 3.5 mm jacks are also present.



The TX-11 transmitter is the interface: it receives signals in analogue and digital mode and via Bluetooth and transmits them wirelessly to the Magnasphere loudspeaker in high-end sound quality



Multi-zone application: up to three loudspeaker groups receive the wireless signals from the centrally placed transmitter simultaneously

ENORMOUS ACOUSTIC PERFORMANCE

The Magnasphere speakers accommodate powerful class-D amplifiers, which are subdivided into individual modules for the bass and mid/treble range, thereby ensuring extremely precise control. The DSP-controlled digital filter stage also offers scope for individual adaptation, whereby the bass and treble frequencies can be adjusted between -2 dB and +2 dB. FE-Dynamics woofers and bass-midrange drivers with ceramic/aluminum cones and distortion-optimized magnet systems are responsible for the solid bass range, while the upper frequency ranges are catered for by fmax tweeters with dual-compound fabric domes and powerful neodymium drives.

All of the Magnasphere loudspeaker functions are controlled using the high-quality solid metal remote control



MAGNASPHERE OVERVIEW

- *Wireless high-end loudspeaker system*
- *Fully active loudspeakers with built-in Class D power amps, DSP filtering, display and Quantum chassis technology*
- *Compact transmitter with numerous inputs (2x analogue, 2x digital, USB Audio, Bluetooth® with aptX®)*
- *Very interference-resistant, easy to set up digital wireless system with 3 selectable frequencies*
- *Multi-zone functionality: up to 3 loudspeaker zones, source freely selectable in each case, several speakers can be grouped together*
- *Each Magnasphere set comprises:*
 - 1 x transmitter TX-11*
 - 1 x remote control*
 - 2 x Magnasphere 33 or 55 loudspeaker*



Magnasphere Wireless high-end speaker system



Magnasphere 55 Wireless high-end speaker system

Principle
2 ½-way bass reflex, fully active

Equipment
25 mm tweeter
170 mm woofer-midrange
170 mm woofer

Power Handling (RMS/Max.)
Active

Frequency Response
24 - 50.000 Hz

Sensitivity (2.8V/1m)
active

Dimensions (WxHxD)
196 x 955 x 330 mm



Plus X Award 2017



Stereoplay 02/2017
Highlight



areaddvd.de 11/2016
Outstanding



av-magazin.de 11/2016
Very good



Magnasphere 33 Wireless high-end speaker system

Principle
2-way bass reflex, fully active

Equipment
25 mm tweeter
170 mm woofer-midrange

Power Handling (RMS/Max.)
Active

Frequency Response
28 - 50.000 Hz

Sensitivity (2.8V/1m)
active

Dimensions (WxHxD)
196 x 325 x 285 mm



Plus X Award 2017



lite-magazin.de 12/2016
Top Class



hifidigital 04/2017
Excellent



areaddvd.de 05/2017
Outstanding



modernhifi 12/2016
9,0 / 10



audio 03/2017
Recommendation



fairaudio.de 02/2017
High-quality music enjoyment



White satin



Black satin





CS SERIE

CS Serie

Exclusive multi-room components for musical enjoyment at the push of a button

Magnat goes multi-room! The CS range offers multi-room music playback in your own home – convenient, simple and wireless! Up to 10 loudspeakers can be integrated into the home network in a multi-room group to play back your favourite music individually in different rooms or as a group in party mode. The system is controlled conveniently via a smartphone application for iOS and Android.

EASY OPERATION WITH NO NETWORK CABLE

A power cable is all that is needed to get the CS range components working. The multi-room loudspeakers are integrated wirelessly into your own existing home network and can be controlled very conveniently via a smartphone application for iOS and Android operating systems.

Up to 10 speakers, which can all be controlled individually, can be operated in the home network. Individual loudspeakers can be combined into a group, and the volume can also be controlled individually per CS speaker within the group.



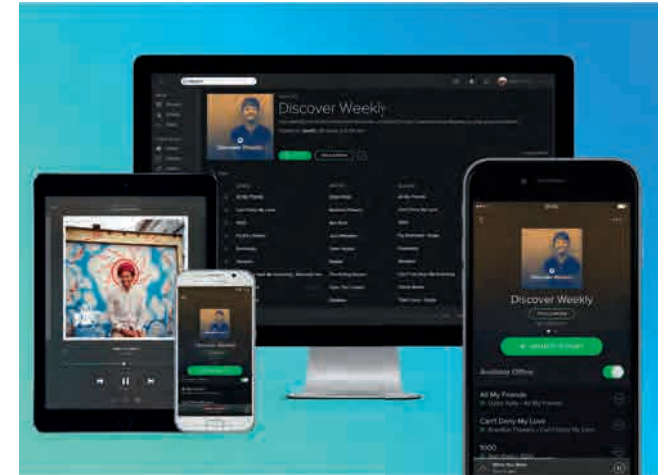


FLEXIBILITY AND WIDE RANGE OF OPTIONS

The WLAN loudspeakers in the CS range work with Qualcomm AllPlay and support various music services, including Spotify and the AllPlay Internet radio service. In addition, of course, you can also play back your own music library, located on a DLNA server in the network, for example. If you do not have a smartphone within reach, the device can be operated directly in a way using three sensor buttons. Maximum flexibility is provided by the more compact CS 10 WLAN loudspeaker, which is also fitted with a built-in battery enabling completely wireless music enjoyment for up to 2 hours.

STYLISH, TIMELESS LOOKS


The WLAN loudspeakers of the CS range come in an elegant black finish and feature an anthracite-coloured metal speaker grille on the front of the unit, providing a stylish highlight and effectively protecting the integrated chassis against bumps and knocks. The compact CS-10 is also pleasing to the eye in white with a silver-coloured metal speaker grille.



Qualcomm® AllPlay™



MULTIROOM



CS Serie

Exclusive multi-room components for musical enjoyment at the push of a button



CS 10

WLAN loudspeaker

Principle
Two-way stereo active loudspeaker

Equipment
25 mm dome tweeter
1 x 120 mm fullrange loudspeaker

Frequency Response
70-18.000 Hz

Dimensions (WxHxD)
180 x 131 x 90 mm



CS 40

WLAN loudspeaker

Principle
Two-way stereo active loudspeaker

Equipment
1 x passive radiator
2 x 25 mm dome tweeter
2 x 120 mm woofer-midrange

Frequency Response
70-18.000 Hz

Dimensions (WxHxD)
412 x 230 x 172 mm



i-fidelity.net 03/2017
Very good



Plus X Award 2017



av-magazin.de 03/2017
Very good



lite-magazin.de 02/2017
Ovall Rating: 1,1



Plus X Award 2017



i-fidelity.net 03/2017
Very good



av-magazin.de 03/2017
Very good

Black with anthracite-coloured
metal speaker cover



White with silver-coloured
metal speaker cover





CSB 1000

CSB 1000

Home cinema soundbar with wireless subwoofer, Bluetooth® and WLAN function

The Magnat CSB 1000 soundbar delivers maximum home cinema enjoyment in an ultra-compact format suitable for living rooms: With total pulse power of 360 watts, the high-end system produces enough power to provide the living room with high-action home cinema sound. The four HDMI ports ensure maximum connectivity with all other home cinema sources - from TV receiver to games console. Audio streaming is even more convenient via Bluetooth® aptX or WLAN: This means you can play your music collection directly onto the audio system from your smartphone, tablet or notebook. The Spotify® streaming service is supported, as is expansion to a powerful Allplay™

multi-room system. The subwoofer set-up also guarantees maximum convenience: thanks to the wireless connection, the subwoofer can be positioned in the room with the greatest flexibility.

HIGH-END SOUNDBAR WITH A BROAD SET OF FEATURES

The Magnat CSB 1000 produces outstanding sound from just one single, slim loudspeaker that can be discreetly placed below the TV or mounted on the wall. For highly detailed reproduction, the CSB 1000 has two tweeters and four woofers as well as a total pulse

power output of 160 watts on board - enough to accompany the most action-packed sequences with thrilling sound. Additional equalizer presets enable optimum playback of varied content like films or music. The night mode provides for perfect cinema enjoyment in the small hours when other family members or neighbors should not be disturbed.



WIRELESS SUBWOOFER WITH 200 WATTS OF PULSE POWER

It's hard for a real home cinema feeling to emerge without a subwoofer, but where do you put the specialist bass unit? Thanks to the 5.8 GHz wireless connection, you can position the 25 cm sub just about anywhere in the living room or home cinema, e.g. behind the sofa. This does not affect the reproduction quality on account of the human ear hardly being able to locate low-pitched tones. With 200 watts of pulse power, the fully active wireless subwoofer has more than enough power reserves for all application purposes and delivers both dynamic and, in the same measure, dry, precise bass for films and music. The sidefire subwoofer also obtains additional bass power from the aerodynamically shaped bass reflex tube at the front.

BROAD RANGE OF CONNECTION OPTIONS FOR MAXIMUM CONNECTIVITY

In addition to the convenient streaming option via WLAN and Bluetooth® aptX, the CSB 1000 offers numerous other options for connecting the entire home cinema system: The HDMI ARC input is ideally suited to connect your TV. Thanks to the CEC function, the soundbar can even be controlled directly via the TV remote control (if supported by the TV). In addition, there are three further HDMI ports available for a Blu-ray player, games console, TV receiver or other source devices. Furthermore, the optical digital input as well as a 3.5 mm jack connector can be used for pure audio sources. Various connection cables are included in the package so that you can start using the CSB 1000 immediately.

VIRTUAL SURROUND SOUND WITHOUT ANY ANNOYING CABLES.

The CSB 1000 replaces not only the stereo system but, rather, a complete 5.1 set-up: Thanks to a realistic, DSP-controlled 3D surround sound program, films and music are reproduced with a surround sound effect. This extends the sound stage considerably beyond the dimensions of the slim soundbar. The high-end soundbar provides all this in a single, slim enclosure directly by the television and without any troublesome cables in the living room.

With the Magnat CSB 1000, home cinema and music fans get a high-quality sound system with a broad range of connection options and features. This home cinema control center ensures flexible and precise playback of action films, favorite music, Spotify songs and all other audio content.



LPC circuit
Optimised frequency response



RTLIMITER - Real Time Limiter
Optimum protection for subwoofers



Long throw driver
Deep bass precision and performance



APOC
High-end frequency crossover



Klippel-optimised system
Laser-assisted measurements

CSB 1000

Home cinema soundbar with wireless subwoofer, Bluetooth® and WLAN function

CSB 1000

Home cinema soundbar with wireless subwoofer, Bluetooth® and WLAN function



Principle

2 x 2-way systems, active
Powered bass reflex subwoofer

Equipment

2 x 1" tweeter
4 x 1.4"x3.5" midrange

Output power (RMS/Max.)

4 x 20/40 Watt (L+R channel)
1 x 100/200 Watt (Subwoofer)

Frequency Response

25 - 28.000 Hz

Dimensions (WxHxD)

1000 x 79 x 60 mm (Soundbar)
230 x 382 x 418 mm (Soundbar)





SBW 250

SBW 250

Fully active home cinema soundbar with wireless subwoofer

Impressive home cinema sound from just two components: The Magnat SBW 250 soundbar/subwoofer combination delivers the full dynamic range, crisp bass and a particularly immersive sound experience. For the most problem-free initial installation and start-up, the soundbar is equipped with numerous ports, including HDMI with ARC function. UltraHD/4K signals are also looped through. SBW 250 displays flexibility with an integrated Bluetooth function and aptX support.

EXCLUSIVE COMPONENTS FOR A PERFECT SOUND EXPERIENCE

Two high-quality two-way stereo systems with two tweeters and four subwoofers are incorporated into the sturdy plastic enclosure of the SBW 250 soundbar. Two 25 mm tweeters and four 35x90 mm woofers are powered by a four-channel power amplifier with digital filtering and linearisation via DSP.

Separate amplifiers for tweeters and subwoofers guarantee the highest precision and maximum dynamics. The separate, active sidefire subwoofer with a powerful long-throw chassis 20 cm in diameter achieves maximum output power of 200 watts. The combination of the aerodynamically designed bass-reflex tube and a sturdy MDF enclosure produces an extremely powerful, voluminous foundation with thrust and high precision. The signal transmission from the soundbar to the subwoofer is completely digital and is based on the reliable 2.4 GHz standard.





HIGH FLEXIBILITY AND TOP QUALITY

A wide range of connectivity options, including HDMI, not only simplifies installation and start-up of the SBW 250, it also guarantees a high degree of playback flexibility. The Audio Return Channel makes single-cable connection with the TV possible without any difficulty, while HDMI CEC even enables the soundbar to be controlled via the TV remote control.

Other devices are connected to three additional, UltraHD-compatible HDMI inputs. The SBW 250 soundbar can also receive audio signals wirelessly via Bluetooth. Combined with an aptX-compatible device, wireless transmission is even produced in CD quality.

DOLBY DIGITAL DECODER AND 3D SURROUND SOUND

Dolby digital signals, which are sent via HDMI or the optical digital input, are decoded by the SBW 250 itself. In addition, an integrated DSP-controlled 3D surround sound program is included which provides a particularly immersive sound experience for both films and music. Three EQ presets optimally adapt the playback to film material and music or improve voice clarity. Also included is a lip-synch function and a night mode with reduced dynamics for volume-sensitive times.



LPC circuit
Optimised frequency response



RTLimiter - Real Time Limiter
Optimum protection for subwoofers



Long throw driver
Deep bass precision and performance



APOC
High-end frequency crossover



Klippel-optimised system
Laser-assisted measurements

SBW 250

Fully active home cinema soundbar with wireless subwoofer

SBW 250

Fully active home cinema soundbar with wireless subwoofer,
Bluetooth® and HDMI®



Principle

2 x 2-way systems, active
powered bass-reflex subwoofer

Equipment

2 x 25 mm dome tweeter
4 x 35x90 mm woofers
1 x 200 mm Subwoofer

Output power (RMS/Max.)

4 x 20/40 W (L+R channel)
1 x 100/200 W (Subwoofer)

Frequency Response

25 - 28.000 Hz

Dimensions (WxD)

1000 x 79 x 60 mm (Soundbar)
196 x 334 x 370 mm (Subwoofer)



konsolenfan.de 05/2017
Test Result 4,5 / 5



POWER AUX INPUT
LINE OPTICAL PAIR

SB 180

SB 180

Fully active home cinema soundbar with subwoofer and Bluetooth® functionality

With compact, slim components, the SB 180 fully active home cinema soundbar with subwoofer and Bluetooth® delivers fully-fledged and dynamic home cinema sound to the living room. Easily installed and accommodated, the Magnat devices are the ideal partner for perfect integration in the living room. In addition to the easy connection to the TV, games console or set-top box, the SB 180 offers the possibility of wireless audio playback via Bluetooth® .

HIGH-QUALITY EQUIPMENT FOR EXCELLENT SOUND

The integrated power amplifier generates a total power output of 130 watts, around 70 watts of which are taken up by the slim subwoofer, with 60 watts assigned to the chassis integrated in the soundbar. The stereo two-way systems of the soundbar are equipped with 2 x 14 mm tweeters and 2 x 52 mm woofers, controlled by digitally filtered amplifiers. The sturdy MDF wood en-

closure of the subwoofer houses a generously dimensioned 165 mm chassis despite the compact design. Thanks to the aerodynamic bass reflex tube on the front of the enclosure, it is very easy to set up the subwoofer, with disruptive background noise also optimally eliminated.



EASY INSTALLATION, HIGH FLEXIBILITY

Located directly on the soundbar are an RCA stereo port with a 3.5 mm jack input as well as two analogue connection options. An optical digital port is also provided as a digital input for both PCM transmission and Dolby Digital bit streaming. The data stream from the TV, Blu-ray Disc or DVD player or a TV reception device can be decoded by the SB 180 and reproduced in high quality. Four selectable sound settings adapt the components perfectly to movie sound or music and also enhance speech intelligibility if desired. With the integration of Bluetooth®, the SB 180 components also provide a flexible wireless connection option. Music from a smartphone or tablet is transmitted directly to the soundbar and reproduced in wireless mode. The system is controlled easily and conveniently via the supplied remote control.



LPC circuit
Optimised frequency response



Long throw driver
Deep bass precision and performance



APOC
High-end frequency crossover

SB 180

Fully active home cinema soundbar with subwoofer and Bluetooth® functionality

SB 180

Fully active home cinema soundbar with subwoofer and Bluetooth® functionality

Principle

2 x 2-way systems, active
Bassreflex subwoofer

Equipment

2 x 1/2" tweeter
2 x 2" midrange
1 x 165 mm Subwoofer

Output power (RMS/Max.)

2 x 15/30 W (L+R-channel)
1 x 35/70 Watts (Subwoofer)

Frequency Response

30 - 22.000 Hz

Dimensions (WxHxD)

998 x 78 x 55 mm (Soundbar)
160 x 283 x 310 mm (Subwoofer)



Bluetooth®

DOLBY AUDIO™



SOUNDDECK 150


Sounddeck 150

Powered home cinema sound deck with integrated subwoofer, Bluetooth® and HDMI® functionality

Modern LCD and plasma TVs are already dominated by flat housing profiles and new OLED technology will further enhance this trend. Ever decreasing housing dimensions mean the already weak acoustic performance generated by today's TVs will further deteriorate. Audiophile requirements will therefore no longer be satisfied. The flexible and compact sound deck system from Magnat, however, ensure high audio enjoyment can be combined with reduced space requirements.

The Sounddeck 150 offers full, dynamic home movie theater sound and extensive features. The compact sound deck, which carries all popular TV sizes thanks to the stable MDF housing, is equipped with numerous inputs, including HDMI. Thanks to the HDMI-CEC function, the Sounddeck 150 is prepared for control via the TV remote control and receives audio signals via the HDMI Audio Return Channel. A Dolby digital data stream can be played via HDMI as well as the optical and coaxial digital input. Bluetooth, including the audiophile high-end audio standard aptX, ensures music transmission in CD quality.

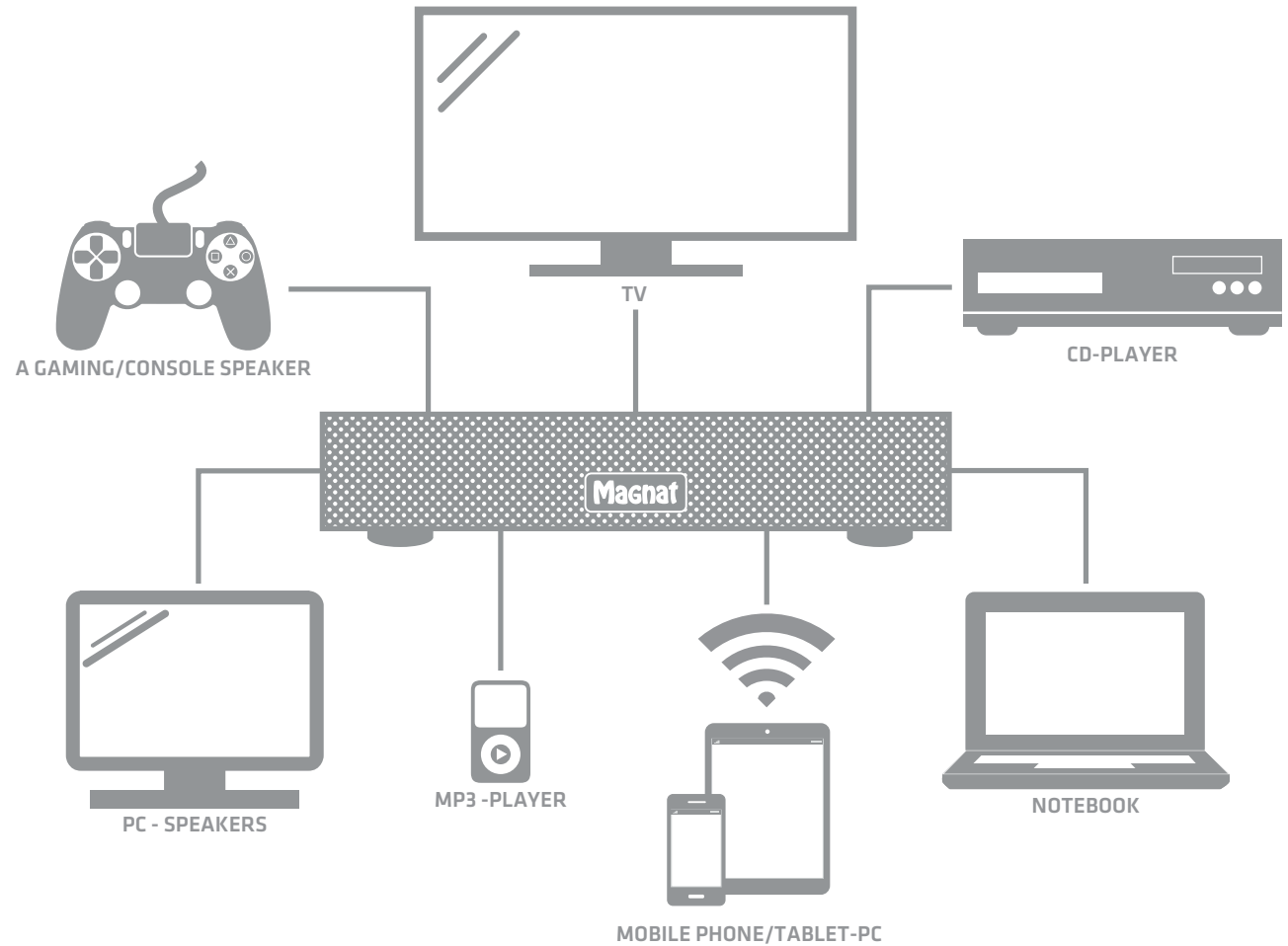
The integrated downfire subwoofer provides for a powerful bass foundation, while two fully-fledged stereo systems at the front guarantee excellent voice clarity and high detail resolution. All important information is shown in the 5-digit LED display, which is integrated into the front of the unit and dims automatically after operation.



The Magnat home theater sound deck provides captivating and effecting home theater sound from one single compact loudspeaker enclosure. Emotional and intensive surround sound is guaranteed by the integrated electronics. In addition, Sounddeck 150 can be connected to a large number of playback devices, such as TV sets, gaming consoles and even mobile devices with a Bluetooth® interface.

MODEL CAN BE USED AS:

1. A home cinema soundbar
2. A wireless Bluetooth® speaker
3. A gaming/console speaker
4. A PC speaker
5. A (New Style) HiFi System



Ferrofluid cooled
Perfect cooling for tweeters



LPC circuit
Optimised frequency response



RTLimiter – Real Time Limiter
Optimum protection for subwoofers



CVS – Coil Ventilation System
Optimum cooling during operation



Long throw driver
Deep bass precision and performance



APOC
High-end frequency crossover



FE Driver Dynamics
Optimised drive system



Klippel-optimized system
Laser-assisted measurements

Sounddeck 150

Powered home cinema sound deck with integrated subwoofer, Bluetooth® and HDMI® functionality



Sounddeck 150

Powered home cinema sound deck with integrated subwoofer, Bluetooth® and HDMI® functionality



Qualcomm® aptX™



Principle

2 x 2-way systems at the front,
integrated vented subwoofer

Equipment

2 x 20 mm dome tweeter
4 x 1.8" midrange
1 x 5.25" subwoofer

Output power (RMS/Max.)

100/200 Watts

Frequency Response

28 - 26.000 Hz

Dimensions (WxD)

700 x 80 x 340 mm



Video
03/2016
Best buy



Audiovision
12/2015
Test winner



av-magazin.de
01/2016
Very good



lowbeats.de
12/2015
Very good



SFT
02/2016
Good



lite-magazin.de
11/2015
Mark 1,0



Satvision
01/2016
Very good





CINEMA ULTRA

Cinema Ultra

This is as compact, flexible and powerful in sound as THX Ultra2 gets



Even the THX specialists themselves were amazed and had to heap praise on us in the end: The LCR 100-THX front loudspeaker of the Magnat Cinema Ultra system is the first in the world to have been awarded the strict THX Ultra2 licence – although it was designed for both horizontal and vertical operation. And on account of it also being one of the most compact front/centre loudspeakers ever certified, one of our most important objectives has therefore already been achieved: maximum set-up flexibility.

As a reminder: Hidden behind THX Ultra2 are by far the toughest conditions ever established for home cinemas by THX. This concerns not only the optimum dispersion characteristics of the front and effect speakers but, rather, also sheer volume. For example, Ultra2 requires a level ability of 117 decibels in the bass range - corresponding to thunder in the immediate vicinity. Our Cinema Ultra Sub 300-THX system subwoofers meet these requirements effortlessly; the front and rear speakers of the system have also been developed to ensure level stability and extremely low distortion. A gripping action film with spectacular bass ranges sounds absolutely realistic with the Cinema Ultra system. You will be able to hear and even feel every detail - promise!



PERFECT ENGINEERING FOR THE ULTIMATE PERFORMANCE

But an awful lot of technical effort was needed to achieve this. For example, we have developed what is probably the biggest tweeter cone in the world with a diameter of 42 millimetres. Only with this could the strict guidelines regarding large band width and freedom from distortion be implemented. The Cinema Ultra 100-THX front loudspeaker is fitted with one of these world record tweeters, while the Cinema Ultra RD 200-THX dipole effect speakers have two of them! However, the 17 cm subwoofer with its aluminium-ceramic diaphragm (used in the front and the effect speakers) and the 32 cm high-performance bass of the subwoofer are also new developments, with their low-distortion qualities setting new standards. And you can hear it immediately: The acoustic patterns are stress-free, rich in detail and outstandingly transparent even at very high levels. That is why music in stereo format also sounds so incredibly good with Cinema Ultra.

All of the Cinema Ultra enclosures have stylishly unobtrusive surfaces – our "stealth look". In a home cinema, the speakers should attract attention by producing the best sound, not because of shiny surfaces. For this reason, we have avoided reflecting surfaces and also paid attention to the little things: even our Magnat metal logos do not have a bright aluminium finish but, rather, a subtle brushed titanium look.

PERFECT SPATIAL REPRESENTATION

The huge flexibility of the Cinema Ultra even applies to the playback of Dolby Atmos recordings. Dolby Atmos is based on a large number of additional virtual channels and represents a major step towards perfect 3D surround sound. For this playback process, we have, with the Cinema Ultra AEH 400-ATM, developed a compact coaxial loudspeaker that implements Dolby's guidelines in relation to dispersion characteristics to the letter. Four of these add-on loudspeakers turn our "simple" THX Ultra2 system into a Dolby Atmos configuration. And the sound really is breathtaking: And, given the right type of recording, spatial depth and height become literally tangible.

HIGHLIGHTS:

- *World's first THX Ultra2-certified loudspeaker system to feature an LCR-speaker approved for vertical and horizontal orientation at all positions!*
- *World's most compact THX Ultra2-certified loudspeaker system to fulfill the very demanding requirements for maximum output and low distortion with only one subwoofer!*
- *World's first Dolby Atmos-enabled add-on loudspeaker featuring a switchable crossover to become a direct-radiating on-wall or on-ceiling speaker!*
- *All models can also be used as powerful home cinema loudspeakers within non-THX-certified systems!*
- *Thanks to its small dimensions and versatility, this high performance home cinema loudspeaker system is extremely flexible in configuration and placement!*



LPC circuit
Optimised frequency response



RTLIMITER - Real Time Limiter
Optimum protection for subwoofers



CVS - Coil Ventilation System
Optimum cooling during operation



APOC
High-end frequency crossover



Klippel-optimised system
Laser-assisted measurements



Ceramic Alu Cone
Precise and light



Long throw driver
Deep bass precision and performance

Cinema Ultra LCR 100-THX

Horizontal or vertical: the best THX front loudspeaker of its class

Never before in the history of THX: Despite the strict requirements regarding dispersion characteristics, the LCR 100-THX was granted the coveted licence for both horizontal and upright operation. Two 17 cm subwoofers as well as the large tweeter cone ensure distortion-free levels up to beyond 110 decibels as well as outstanding purity of sound. The 42 mm tweeter cone runs in an optimally linear way from 1,500 – 27,500 hertz thanks to the installed horn (Waveguide) and sound distribution lens.

This helps the LCR 100-THX to achieve a level of efficiency far in excess of 90 decibels. In other words: Even smaller AV receivers make it possible to experience a great cinema feeling with Cinema Ultra. The enclosure of the LCR 100-THX is flat and is perfectly suitable for unobtrusive wall mounting via wall brackets and VESA fittings.



World's first THX Ultra2-certified loudspeaker system to feature an LCR-speaker approved for vertical and horizontal orientation at all positions



Sophisticated mounting system with numerous variations, wall-fixing mountings according to the widespread VESA standard



Particularly tight-fitting chassis layout and specially tuned crossover for uniquely homogeneous horizontal and vertical dispersion characteristics

Cinema Ultra RD 200-THX

High power performance with great spatial representation

One of the 42 mm tweeter cones is located on each sloping side at the centre of the powerful 17 cm subwoofers: The Cinema Ultra RD 200-THX follows the ideal structure of classic dipole speakers. The two tweeters are – as stipulated by THX – connected together with reversed polarity to produce a diffuse, very three-dimensional soundscape. Because our cone operates in an extremely wide band, the Cinema Ultra RD 200-THX creates this desired diffuse sound field from as low as 1500 hertz.

Despite its small size and moderate overall depth of just 16 centimetres, the effect speaker is capable of impressive sound levels - an important factor for the best cinema sound. And optimum installation is also child's play thanks to the large number of wall-mounting options, including VESA brackets.



The Magnat Cinema Ultra RD 200-THX is the ideal rear speaker - it is powerful in terms of sound and level



It produces a broad soundscape thanks to its dipole design



For the audibly perfect match, the drivers of the LCR speakers and the surround speakers are identical

Cinema Ultra SUB 300-THX

18 hertz and no end of acoustic pressure licensed by THX

The Cinema Ultra Sub 300-THX subwoofer also amazed the THX testers: It is the smallest woofer so far to have been awarded the Ultra-2 seal. Here, too, the basis for the record is the very latest technology. The 32 cm high-performance driver is optimised for a large stroke and minimal distortions. For power right from the bottom - the Cinema Ultra Sub 300-THX goes all the way down to 18 Hertz! – the subwoofer is supported by two passive radiators of the same size and appearance.

Together with the newly developed 550 watt Class D power amp, they are located in a compact, extremely sturdy enclosure where the baffle alone, made of 45 mm thick MDF, effectively suppresses a lot of vibrations.



A perfect bass machine – also for non-THX applications



32 cm high-performance long-throw woofer with flow-optimised, highly stable die-cast aluminium cage

CERTIFIED BY
THX



"Star Wars" director George Lucas was also a man of conviction with regard to audio. The effects and sounds he incorporated into his films back then still set standards today. We were even more dissatisfied at that time with the quality of the sound in cinemas. So he instructed his sound engineer, Tomlinson Holman, to study the recording process up to and including playback and create a process to drastically increase film audio quality. This resulted in 1983 in the Tomlinson Holman Experience, a catalogue of requirements for cinemas and later also for home cinemas, which - always related to the size of the cinema - guarantees sufficient level, low distortions and the best speech quality. In the jungle of the many specifications, THX has remained the only reliable indicator for over 30 years now. In cinemas, the THX certifications have ensured a huge surge in quality and, not least of all, made the cinema attractive again. Although the quality label is now also awarded in various categories, the THX requirements are still very high, also for home cinema devices. The inspection process sometimes takes months and requires several improvements by the manufacturers. Ultra2 is by far the most ambitious of the THX standards and applies to large home cinemas with an area in excess of 40 square metres. A surround system with an Ultra2 licence has received the highest THX accolade and is equipped for every demand.

Combining high performance and unmatched versatility

Thanks to its small dimensions and its versatility, the Cinema Ultra allows for numerous configurations. THX already approves of the minimum configuration of a 5.1 set (top right). But many movie connoisseurs will surely demand more. A second subwoofer will add the extra bass punch to their home cinema, additional surround dipole speakers or even LCR speakers in the rear transform the Cinema Ultra into a highly capable 7.2 system (bottom right). The flexible LCR speaker can take THX Ultra2 to a new level of practicality: three LCR speakers in horizontal orientation slim down the front trio, generating extra space for large televisions, screens and sideboards.

Three LCR speakers in horizontal orientation transform the Cinema Ultra into a THX Ultra2-certified system of unrivaled space requirements (surround speakers not shown).



Cinema Ultra AEH 400-ATM

With defined dispersion characteristics for perfect Dolby Atmos surround sound

Dolby also imposes extremely strict requirements to ensure that the demanding multi-channel procedure can generate perfect reproduction. The dispersion characteristics and position of the add-on loudspeakers are important. A subwoofer with an integrated tweeter, a so-called coaxial driver, is the best option here. The Cinema Ultra AEH 400-ATM is a coax with a 13 cm bass plus 25 mm tweeter cone and is a perfect fit, in terms of both external appearance and installation depth, on top of an LCR 100-THX – which is also where it should be according to the Dolby guidelines.

For those cases where home cinema fans prefer to mount the excellent sounding AEH 400-ATM on the wall or ceiling, we have, instead of the frequency response optimised for ceiling reflection as stipulated by Dolby, included a second crossover for linear reproduction which can be activated via a toggle switch.



The Cinema Ultra AEH 400-ATM is the ideal addition to every surround sound system intended to reproduce the new multi-channel process like Dolby Atmos



Sound characteristics that can be switched over to direct dispersion ensure maximum flexibility

DOLBY ATMOS

This concerns nothing less than achieving the acoustic third dimension. Most classic surround sound systems were previously designed as follows: Front and centre speakers at around ear height and the rear speakers fitted somewhat higher behind the head. This meant that the sound patterns were almost all moving at one level because the movie soundtrack itself did not provide for upward and downward movements at all. Dolby's new Atmos process makes a lot more possible in this respect - and with comparatively modest means. For this, Dolby uses the existing discrete audio tracks but produces additional "audio objects" in the recording which the sound engineer can virtually play and position anywhere in the soundscape. The Dolby Atmos-compatible processor in the AV receiver decodes this information and distributes it optimally to the connected speaker system - be it a 5.1-, 7.1 or 9.2 configuration.

It works amazingly well. With Dolby Atmos, the reproduction is made much more vivid, with the soundscape gaining in height and depth. The only drawback: Without additional treble or ceiling speakers, the playback remains two-dimensional as usual. However, as ceiling loudspeakers can often not be used, a number of Dolby manufacturers have developed specially licensed designs that emit upwards at a precisely stipulated angle to simulate ceiling speakers. This enables an impressively three-dimensional sound field to be created with very little effort.

Home cinema becomes three-dimensional

In a movie theater, a large number of ceiling speakers generates the impressive extension of the sound field with Dolby Atmos soundtracks. At home, Dolby suggests a more practical approach: add-on speakers placed on the existing speakers radiate sound towards the ceiling at a defined angle. The reflection of this sound reaches the listener, generating the illusion of overhead speakers. The Dolby Atmos-enabled add-on speakers AEH 400-ATM are part of the Cinema Ultra and the perfect extension for this set (top right). They do not only fulfill all of the strict requirements for Atmos-enabled speakers, they also offer a direct-radiating mode. This transforms them into the ideal accessory for your home cinema as on-wall and on-ceiling speakers (bottom right).

Thanks to its dual-crossover and VESA mount, the AEH 400-ATM has many options of placement: as an Atmos-enabled add-on speaker on top of or near your front speakers, as a direct-radiating speaker on your wall or on your ceiling



Cinema Ultra

This is as compact, flexible and powerful in sound as THX Ultra2 gets



Cinema Ultra LCR 100-THX

Principle

THX Ultra2-certified LCR Speaker
2-way, sealed

Equipment

2 x 6.5" Midrange-woofer
1.65" dome-tweeter

Power Handling (RMS/Max.)

220/350 watts

Frequency Response

80 - 27.000 Hz

Sensitivity (2.8V/1m)

93 dB

Dimensions (WxHxD)

280 x 520 x 188 mm



Cinema Ultra RD 200-THX

Principle

THX Ultra2-certified dipole surround
speaker, 2-way, sealed

Equipment

170 mm woofer-midrange
2 x 1.65" dome-tweeter

Power Handling (RMS/Max.)

150/240 watts

Frequency Response

80 - 27.000 Hz

Sensitivity (2.8V/1m)

89 dB

Dimensions (WxHxD)

400 x 300 x 160 mm





Cinema Ultra SUB 300-THX

Principle

THX Ultra2-certified active
high-performance subwoofer
Dual passive radiator

Equipment

320 mm subwoofer
2 x 320 mm passive radiator

Output power (RMS/Max.)

550/1100 watts

Frequency Response

18 - 200 Hz

Dimensions (WxHxD)

468 x 461 x 460 mm
468 x 461 x 478 mm (incl. amplifier)



Cinema Ultra AEH 400-ATM

Principle

Dolby Atmos-enabled high-performance
add-on loudspeaker with direct-radiating mode

Equipment

1 x 5,25" coaxial speaker

Power Handling (RMS/Max.)

50/120 Watts

Frequency Response

45 - 37.000 Hz

Sensitivity (2.8V/1m)

89 dB

Dimensions (WxHxD)

280 x 150 x 188 mm



Cinema Ultra 5.1.4
Heimkino 03-04/2016
Reference



Cinema Ultra 5.1.2
video 04/2016
Highlight



Cinema Ultra 5.1
audiovision 04/2016
Highlight



Cinema Ultra
Plus X Award 2016



Cinema Ultra 5.1.2
lowbeats.de 04/2016
"Allrounder"



Cinema Ultra 5.1
SFT 05/2016
"Superlative"



Cinema Ultra 5.1.2
areadvd 07/2016
"Champions League"



NEEDLE ALU SUPER

Needle Alu Super

Particularly slim designer speaker series with brushed aluminium finish

The Needle Alu Super series is the perfect companion for a discreet and design-oriented home cinema system. Aluminium is a material that has always exuded a certain "touch of cool", regardless of its form. In keeping with the comeback of black appliances in the entertainment electronics sector, the entire Needle Alu Super series is available in both a silver and a black anodised aluminium finish.

WITH LOOKS TO MATCH THE SOUND

from looking cool, aluminium can also sound extremely good. The speaker enclosures consist of thick-walled continuous cast aluminium and accommodate up to four 70 mm bass/midrange drivers and one 13 mm polycarbonate dome tweeter.





The bass/midrange drivers operate with specially hardened cellulose cones and a "low-distortion" centering element, which prevents the cone from wobbling at high volumes. These ensure a rating of 90 dB measured according to the DIN standard (1 watt/metre), which is more than enough for a party. And if it does get a bit too lively sometimes, the elaborate crossover will prevent any damage to the speaker.



PERFECTLY COORDINATED FOR HOME CINEMA APPLICATIONS

To guarantee optimum performance from the tower, centre and satellite speakers in a home cinema setup, all of the speakers have been magnetically shielded. The different models in the range can, of course, be combined at will. We recommend combining these speakers with the active subwoofers in the Betasub series, as these round-off the sound pattern perfectly.



Ferrofluid cooled
Perfect cooling for tweeters



APOC
High-end frequency crossover



Overload Protection
Reliable overload protection

Needle Alu Super

Particularly slim designer speaker series with brushed aluminium finish



Needle Alu Super Tower

2-way bass-reflex loudspeaker with double bass

Principle

2-way bass reflex, double bass

Equipment

13 mm tweeter
4 x 70 mm woofer-midrange

Power Handling (RMS/Max.)

70/120 Watts

Frequency Response

45 - 30000 Hz

Sensitivity (2.8V/1m)

90 dB

Dimensions (WxHxD)

90 x 1025 x 115 mm



Needle Alu Sat

2-way satellite loudspeakers

Principle

2-way bookshelf speaker

Equipment

13 mm tweeter
70 mm midrange-woofer

Power Handling (RMS/Max.)

45/70 watts

Frequency Response

75 - 30000 Hz

Sensitivity (2.8V/1m)

88 dB

Dimensions (WxHxD)

90 x 145 x 115 mm



Needle Alu Super Center

2-way centre speaker with dual bass driver

Principle

2-way double bass

Equipment

13 mm tweeter
4 x 70 mm woofer-midrange

Power Handling (RMS/Max.)

65/100 watts

Frequency Response

55 - 30000 Hz

Sensitivity (2.8V/1m)

90 dB

Dimensions (WxHxD)

402 x 90 x 115 mm

Aluminium black



Aluminium silver





Cinemotion 510 Compact 5.1 home cinema system with active subwoofer

Many home cinema enthusiasts are on the look-out for compact alternatives! This is because of the deteriorating sound of modern flatscreen TVs on one hand, and because of the large amount of space that is often required for separate audio systems on the other. Even compact soundbar systems are visually too dominant for some film buffs. Magnat has developed virtually invisible, yet very melodious solutions for these very customers.

PERFECT SPEECH INTELLIGIBILITY

The Magnat Cinemotion 510 is designed to ensure a perfect balance between good speech intelligibility, precise effects and thrilling sound. To achieve this, all four satellite speakers are fitted with identical, high-quality coaxial loudspeaker chassis. The center speaker, considered to be particularly important in terms of sound, is equipped with two horizontally arranged subwoofers and a dome tweeter for maximum speech intelligibility and dynamics. All of the chassis used rely on the same technology and display high resilience and low distortion due to optimization via the Klippel laser measuring system.

DISTORTION-FREE DEEP BASS

The active subwoofer of the Cinemotion 510 is responsible for the lower frequencies. Its 17 cm long-excursion woofer, combined with the aerodynamically rounded bass reflex channel, provides for impressive bass reproduction. The integrated power amp provides up to 100 watts of pulse power.



Cinemotion 510

Compact 5.1 home cinema system with active subwoofer

Center Speaker

Principle

2 way center speaker

Equipment

½" tweeter
85 mm woofer

Power Handling (RMS/Max.)

60/120 Watts

Dimensions (WxHxD)

210 x 90 x 110 mm

Satellite Speakers

Principle

2 way speaker

Equipment

½" tweeter
85 mm woofer

Power Handling (RMS/Max.)

50/100 Watts

Dimensions (WxHxD)

90 x 110 x 110 mm

Subwoofer

Principle

Active bass-reflex subwoofer, down-fire

Equipment

170 mm subwoofer

Output power (RMS/Max.)

40/100 Watts

Dimensions (WxHxD)

225 x 380 x 350 mm



LPC circuit

Optimised frequency response



Long throw driver

Deep bass precision and performance



APOC

High-end frequency crossover



Downfire system

Perfect deep bass



NEW OMEGA 380

NEW OMEGA 380

High-end active subwoofer for genuine home cinema enthusiasts

The Omega Sub from Magnat has been designed as a real all-rounder and is perfect for a variety of applications and combinations. The tremendously powerful subwoofer, with its generously dimensioned 38 cm chassis, is an ideal partner for fully-fledged floorstanding speakers or compact satellite speakers and it provides a voluminous foundation for acoustic events in the deep bass range, which is of significant importance for the home cinema sector.

PREMIUM CHASSIS AND HIGH-POWER AMPLIFIER FOR OPTIMUM PERFORMANCE

An exclusive feature of the Omega Sub 380 is naturally its 380 mm high-power long-throw chassis. The coated and hardened paper cone guarantees a profound, yet faithful reproduction of the lowest frequencies. This high level of precision ensures structures are clearly discernible in the bass range without a trace of reverberation. The chassis is equipped with a Klippel-optimized magnet system, while the ventilated high-performance voice coil ensures maximum operational reliability.

The integrated amplifier generates a maximum output power of 300 watts. The sub is naturally also provided with controllers for the volume, crossover frequency

and phase response. A front panel with LED status display facilitates operation. An automatic standby function, which has a very low power consumption, is also available. The supplied remote control, which can be used to switch the subwoofer on and off as well as adjust the volume, is something of a rarity.

BASS REFLEX COORDINATION AND DOWN-FIRING PRINCIPLE DEFINE THE HOUSING CONCEPT

The Omega 380 subwoofer is accommodated in a sturdy MDF housing with elaborate bracing and operates according to the down-firing principle. The distance to the base plate has been meticulously calculated and this, in combination with the generously dimensioned airflex ports with their low flow resistance, not only results in a particularly deep and precise bass range, but also an elimination of flow noise and unwanted frequency ranges.





NEW OMEGA 380

High-end active subwoofer for genuine home cinema enthusiasts



New Omega 380

Active bass reflex subwoofer

Principle

Active bass-reflex subwoofer, down-fire

Equipment

380 mm woofer

Output power (RMS/Max.)

150/300 watts

Frequency Response

17 - 200 Hz

Dimensions (WxHxD)

458 x 545 x 620 mm

**LPC circuit**

Optimised frequency response

**RTLimiter - Real Time Limiter**

Optimum protection for subwoofers

**Downfire system**

Perfect deep bass

**Airflex Port**

Less flow noise



BETA SUB 20 A

BETA SUB 20A Active bass-reflex subwoofer with 200 mm woofer driver

Active bass-reflex subwoofer with 200 mm woofer driver. The Betasub 20A is the smallest model in the Betasub series and is driven by a 140 watt high-performance power amplifier. This subwoofer covers a low-bass bandwidth that ranges from 200 to 25 Hz – which is infinitely adjustable between 200 and 50 Hz.

EXCELLENT PERFORMANCE THANKS TO THE EFFECTIVE DOWNFIRE DESIGN

The downfire case design enables the subwoofer to deliver a bass that in relation to its external dimensions is very deep and powerful. The reason: the cone surface area has been fitted at a very small and precisely defined distance from the floor in the solid and low-resonance case. The driver is supported by the Airflex bass-reflex port that has been secured to the front of this bass powerhouse with five screws. The special Airflex design effectively eliminates undesirable flow noise when air enters and exits. Magnet Airflex ports are rounded aerodynamically at both ends. These rounded ends hugely reduce undesirable background noise and, in this way, ensure particularly clean bass reproduction, even at high volumes. The frequency range goes all the way down to an amazing 20 Hz, with a Magnet real-time limiter also ensuring permanent overload protection. In addition, LPC technology is used to guarantee linearisation of the frequency response. This special filter circuit performs two important functions: First of all, it effectively protects the subwoofer against subsonic (i.e. inaudible) frequencies that could otherwise cause damage to the loudspeaker. Secondly, this releases power reserves that would otherwise be lost and which the subwoofer exploits for deep bass reproduction in the audible range.



LPC circuit
Optimised frequency response



RTLimiter – Real Time Limiter
Optimum protection for subwoofers



Downfire system
Perfect deep bass

The result: A distinctly more linear frequency response and clean, powerful bass. The adjustable level and crossover frequency and resonance-decoupling rubber feet round off the package of features.

SOPHISTICATED MAGNAT TECHNOLOGIES FOR TROUBLE-FREE HOME-CINEMA FUN

Anyone wanting to transform their music system into a convincing home cinema centre cannot do without the use of an active subwoofer because the necessary bass foundation is essential to make a film an unforgettable emotional experience.



Detailed Specifications on page 124 ff.



Betasub 20 A
Active bass-reflex subwoofer with 200 mm woofer driver

Principle
Active bass-reflex subwoofer, down-fire

Equipment
200 mm woofer

Output power (RMS/Max.)
70/140 watts

Frequency Response
25 - 200 Hz

Dimensions (WxD) (H)
260 x 430 x 400 mm

silver 

Black Satin/Ash Decor Black 



MULTI MONITOR 220

Multi Monitor 220

Fully active Bluetooth® stereo loudspeaker set with phono input

The Magnat MULTI MONITOR 220 combines classic hi-fi with modern music streaming: The high-quality active stereo set provides a phono pre-amplifier for MM record players as well as Bluetooth® including aptX in addition to further analogue and digital inputs. This enables the beloved vinyl collection to really come into its own, as well as high-definition digital music – from your smartphone, notebook or tablet, even in completely wireless mode.

WIDE RANGE OF CONNECTIVITY OPTIONS INCLUDING PHONO PRE-AMP AND BLUETOOTH® APTX

The Magnat MULTI MONITOR 220 makes things easy for its owners: It offers six different options for connecting source devices. Audiophile listeners are particularly delighted with the integrated phono pre-amplifier for MM systems, which can be switched on by connecting to the stereo RCA input. In this way, your record collection can really come into its own on a high-quality, high-performance system. The MULTI MONITOR 220 also plays back digital titles with just as much precision: Bluetooth®, including aptX, guarantees outstanding quality for audio streaming. Users can also find other wired connectivity options on the back of the unit in the form of a 3.5 mm jack socket as well as one optical and one coaxial digit input. The source can be selected easily via the remote control provided.

HIGH-QUALITY CHASSIS FOR PRECISE AND DYNAMIC SOUND

The MULTI MONITOR 220 processes digital input signals of up to 192 kHz/24 bits. To ensure that this outstanding quality can also be exploited to the full during playback, we only use high-quality components for the chassis: We have opted for a 25 mm Magnat fmax tweeter which, thanks to its dispersion-optimised sound guide and powerful ferrite magnet system, performs just as dynamically as it does in terms of precision. The deep bass range is taken care of by an FE Dynamics chassis with a ceramic-aluminium membrane and distortion-optimised magnet system. For example, the compact shelf-top speakers cover an impressive frequency range of 35 to 40,000 hertz. Those wanting even more power in the bass range, in particular, can connect an optional subwoofer via the Sub-Out port.





GENEROUSLY DIMENSIONED CLASS D AMPLIFIER

The Magnat MULTI MONITOR 220 has a high-quality Class D amplifier with a power output of 2 x 40 watts RMS. The module with all the connections is housed in the right-hand speaker enclosure. This means that the stereo set does not need a separate amplifier or receiver but, rather, simply a power connection. All of the components are perfectly matched and deliver clear and exceptionally powerful reproduction, something that is otherwise only possible with considerably more expensive or larger systems. The left and right speakers are connected via a classic loudspeaker cable provided in the package. High-quality, gold-plated terminals are provided for the actual connection.

STYLISH, LOW-RESONANCE ENCLOSURE

This high-quality technology and the high-precision chassis are suitably accommodated in a sturdy, low-resonance enclosure made of E1 MDF timber boards. The white membrane of the subwoofer has a stylish look and presents a striking contrast to the silk-matt black-lacquered baffle. Those who like things a bit more discreet can attach the removable front cover with the acoustic fabric via the invisible magnetic fastener. Located inside each loudspeaker is a carefully tuned Airflex port with rounded edges. This enables the owners of a MULTI MONITOR 220 to enjoy additional performance in the bass range without any interfering flow noise. To ensure secure and acoustically optimum stability, the speakers are also fitted with resonance-damping rubber feet.

The Magnat MULTI MONITOR 220 is a compact, high-quality stereo system that does not need an external receiver or amplifier and even meets audiophile demands – regardless of whether it’s vinyl or streaming.



QUANTUM
Sound and technology in perfection



Fmax tweeter
Extended frequency range



APOC
High-end frequency crossover



FE Driver Dynamics
Optimised drive system



Klippel-optimised system
Laser-assisted measurements



Airflex Port
Less flow noise



Ceramic Alu Cone
Precise and light

Multi Monitor 220

Fully active Bluetooth® stereo loudspeaker set with phono input



Multi Monitor 220

Fully active Bluetooth® stereo
loudspeaker set with phono input

Principle

Powered stereo bookshelf speaker 2-way
bass reflex, active

Equipment

25 mm dome tweeter
5" woofer- midrange

Power Handling (RMS/Max.)

Active

Output power (RMS/Max.)

2 x 40 / 2 x 80 W

Frequency Response

35 - 40.000 Hz

Dimensions (WxHxD)

178 x 298 x 235 mm

Black satin / Black decor

Symbol Pro

Rugged, compact multi-functional speakers for shelf and wall mounting

Whether on the shelf or under the ceiling, for music or home cinema, at home or in the studio – Magnat's successful Symbol Pro speakers have established themselves in recent years as universal sound transducers in a variety of applications.

THANKS TO ITS MAGNETIC SHIELDING, CLOSE PROXIMITY TO THE TV IS ALSO NO PROBLEM

The extremely compact 2-way systems are located in a rugged, lightweight enclosure. Depending on the enclosure dimensions, different bass-midrange formats of 110 to 140 to 160 mm diameter have been accommodated. Magnetic shielding also makes it possible to set up the three models in direct proximity to the TV or PC monitor without any problem.

HORIZONTALLY AND VERTICALLY PIVOTING

The dome tweeter is protected against overload and signal spikes. The Symbol Pro speakers available in black and white enclosures in black and white are equipped with integrated vertically and horizontally adjustable suspension devices.



SYMBOL PRO



LW Dome - Light Weight Dome
Compact tweeters



APOC
High-end frequency crossover



Overload Protection
Reliable overload protection



Symbol Pro 160

2-way multi-functional speakers
for shelf and wall mounting

Principle

2-way bass reflex

Equipment

19 mm tweeter
160 mm midrange-woofer

Power Handling (RMS/Max.)

100/225 watts

Dimensions (WxHxD)

180 x 310 x 240 mm



Symbol Pro 110

2-way multi-functional speakers
for shelf and wall mounting

Principle

2-way bass reflex

Equipment

19 mm tweeter
4.5" Woofer-midrange

Power Handling (RMS/Max.)

60/150 watts

Dimensions (WxHxD)

120 x 205 x 160 mm



Symbol Pro 130

2-way multi-functional speakers
for shelf and wall mounting

Principle

2-way bass reflex

Equipment

19 mm tweeter
140 mm midrange-woofer


Power Handling (RMS/Max.)

80/200 watts

Dimensions (WxHxD)

151 x 255 x 215 mm

White



Black





INTERIOR QUANTUM

Interior Quantum Built-in loudspeaker series for ceiling and wall installation with genuine high-end aspirations

Many audiophiles want an in-wall/in-ceiling series on the acoustic level of Magnat's top Quantum home speaker series. At Magnat, Quantum stands for the highest demands on sound quality and technical complexity.

TECHNOLOGY AND SOUND QUALITY AT THE QUANTUM LEVEL

Like its "big brothers", the Interior Quantum models with woofer and mid-tone diaphragms are made with highly stable and rigid anodized ceramic-aluminum cones. This material provides extremely accurate reproduction and reveals even the finest acoustic details. As equal partners for the high frequencies, coated fabric dome tweeters are used. They stand for pulse fidelity playback without distortion effects.

GREAT FLEXIBILITY IN USE

Because installation situations can differ significantly, the tweeters can be swivel-mounted. The special ICQ 262 model has two angularly disposed tweeters and 3-way treble level adjustment and allows both mono and stereo operation thanks to the dual voice coil and switch. Cascading also is possible. For the models with a tweeter, the woofer can also be adjusted 3 ways in the midrange. These options service to even optimize the sound in extremely open spaces. Settings are made on the front and may thus also be made after fitting has been concluded.



QUANTUM

Sound and technology in perfection



APOC

High-end frequency crossover



Ceramic Alu Cone

Precise and light



Swivel Tweeter

Freely pivoting tweeter

Interior ICQ 82

2-way high-end recessed speaker



Principle

2-way in-wall/in-ceiling loudspeaker

Equipment

25 mm tweeter
200 mm woofer

Power Handling (RMS/Max.)

120/200 Watts

Outer Dimensions Ø

272 mm

Cutting Out Ø

240 mm

Mounting depth

115 mm

Interior ICQ 62

2-way high-end recessed speaker



Principle

2-way in-wall/in-ceiling loudspeaker

Equipment

25 mm tweeter
160 mm woofer

Power Handling (RMS/Max.)

100/180 Watts

Outer Dimensions Ø

220 mm

Cutting Out Ø

193 mm

Mounting depth

98 mm

Interior ICQ 262

2 x 2-way high-end recessed speaker



Principle

2 x 2 way loudspeaker

Equipment

2 x 19 mm tweeters
160 mm woofer

Power Handling (RMS/Max.)

100/180 Watts

Outer Dimensions Ø

220 mm

Cutting Out Ø

193 mm

Mounting depth

98 mm



Interior IWQ 62

2 way High-End in-wall/
in-ceiling loudspeaker

Principle

2-way in-wall/in-ceiling loudspeaker

Equipment

25 mm tweeter
200 mm woofer

Power Handling (RMS/Max.)

100/180 Watts

Outer Dimensions (WxH)

211 x 297 mm

Cutting Out (WxH)

185 x 272 mm

Mounting depth

76 mm





Interior

High-quality recessed speaker series for ceiling and wall mounting

With its Interior series, Magnat has further expanded its range of high-quality built-in loudspeakers for living areas. The appeal of these products lies in the fact that a virtually invisible sound is achieved through the installation of speakers in ceilings or walls. In combination with the outstanding technical developments achieved by Magnat's engineers, an entirely new range of products has been opened up to customers who afford great importance both to living room aesthetics and good sound.

THE BUILT-IN LOUDSPEAKERS SET NEW STANDARDS FOR QUALITY AND SOUND

All woofers feature cones made from a weave of carbon and glass-fibre strands. This mix of materials delivers extreme stability and long-term quality and is otherwise only used to manufacture bulletproof vests. The result is a very clear and dynamic sound.

INDIVIDUAL ADAPTATION TO THE AVAILABLE SPACE IS NOT A PROBLEM

The tweeter used for the in-wall models is a large-format 25 mm textile dome, which has been fitted into the front so that it may be adjusted horizontally and vertically. Which means that the emitted sound may be perfected to suit even very different room conditions. The in-ceiling loudspeakers possess two built-in coaxial tweeters. Two circuit versions are possible – sound directed over a wide area or at specific points.



Carbon Kevlar Cone
Dynamic, detailed, tough



APOC
High-end frequency crossover



"Easy-fit" mounting
Installation in no time at all



Multi-Directivity Tweeter
Swivel tweeters

Interior IW 810

2-way recessed speaker



Principle

2-way in-wall/in-ceiling loudspeaker

Equipment

25 mm tweeter
200 mm woofer

Power Handling (RMS/Max.)

100/180 watts

Outer Dimensions (WxH)

255 x 358 mm

Cutting Out (WxH)

224 x 335 mm

Mounting depth

90 mm

Interior IW 610

2-way recessed speaker



Principle

2-way in-wall/in-ceiling loudspeaker

Equipment

25 mm tweeter
160 mm woofer

Power Handling (RMS/Max.)

75/140 watts

Outer Dimensions (WxH)

220 x 306 mm

Cutting Out (WxH)

188 x 275 mm

Mounting depth

85 mm

Interior IC 82

2-way recessed ceiling speaker



Principle

2-way in-wall/in-ceiling loudspeaker

Equipment

2 x 19 mm tweeters
200 mm woofer

Power Handling (RMS/Max.)

100/180 watts

Outer Dimensions Ø

272 mm

Cutting Out Ø

238 mm

Mounting depth

100 mm

Interior IC 62

2-way recessed ceiling speaker



Principle

2-way in-wall/in-ceiling loudspeaker

Equipment

2 x 19 mm tweeters
160 mm woofer

Power Handling (RMS/Max.)

75/140 watts

Outer Dimensions Ø

228 mm

Cutting Out Ø

195 mm

Mounting depth

80 mm



INTERIOR PERFORMANCE

Interior Performance Recessed speaker series for ceiling and wall mounting

Many music enthusiasts want a concealed sound system in their living room. The Interior Performance series from Magnat makes it possible. The transducers can be installed in the wall and ceiling directly and require no separate enclosure. The technical design of the series is based on the high-quality Interior series and represents the new Upgrade series in the recessed speaker range.

GREAT FLEXIBILITY IN USE

All in-wall models are equipped with a generous 25 mm PET tweeter whereas the somewhat smaller in-ceiling systems have a 19 mm version. Since the use of built-in speakers usually means highly customized installation scenarios, these products must bring a high degree of flexibility to the installation. The tweeters of the models equipped with a tweeter can be pivoted in all directions up to 35°. Thanks to this "swivel technology", most installation situations can be handled successfully. The ICP 262 has a special place in the Interior Performance series. It has two tweeters arranged at a fixed angle and 3-way treble level adjustment.

NOTHING STANDS IN THE WAY OF INSTALLING THE ICP 262 IN THE BATHROOM OR SWIMMING POOL

Thanks to the coated surface of the cone and high-quality components, installation in humid areas such as in bathroom or near a swimming pool is no problem. In addition, installation with the help of the rugged clamping mechanism is easy.



LW Dome - Light Weight Dome
Compact tweeters



APOC
High-end frequency crossover



"Easy-fit" mounting
Installation in no time at all



Swivel Tweeter
Freely pivoting tweeter

Interior IWP 82

2-way recessed speaker



Principle

2-way in-wall/in-ceiling loudspeaker

Equipment

25 mm tweeter
200 mm woofer

Power Handling (RMS/Max.)

80/140 watts

Outer Dimensions (WxH)

254 x 359 mm

Cutting Out (WxH)

218 x 321 mm

Mounting depth

88 mm



Interior IWP 62

2-way recessed speaker

Principle

2-way in-wall/in-ceiling loudspeaker

Equipment

25 mm tweeter
160 mm woofer

Power Handling (RMS/Max.)

70/120 watts

Outer Dimensions (WxH)

218 x 305 mm

Cutting Out (WxH)

185 x 272 mm

Mounting depth

67 mm



Interior ICP 262

2x2-way recessed ceiling speaker

Principle

2 x 2 way loudspeaker

Equipment

2 x 19 mm tweeters
160 mm woofer

Power Handling (RMS/Max.)

70/120 watts

Outer Dimensions Ø

233 mm

Cutting Out Ø

198 mm

Mounting depth

88 mm

Interior ICP 82

2-way recessed ceiling speaker



Principle

2-way in-wall/in-ceiling loudspeaker

Equipment

19 mm tweeter
200 mm woofer

Power Handling (RMS/Max.)

80/140 watts

Outer Dimensions Ø

275 mm

Cutting Out Ø

240 mm

Mounting depth

102 mm



Interior ICP 62

2-way recessed ceiling speaker

Principle

2-way in-wall/in-ceiling loudspeaker

Equipment

19 mm tweeter
160 mm woofer

Power Handling (RMS/Max.)

70/120 watts

Outer Dimensions Ø

233 mm

Cutting Out Ø

198 mm

Mounting depth

88 mm



Interior ICP 52

2-way recessed ceiling speaker

Principle

2-way in-wall/in-ceiling loudspeaker

Equipment

19 mm tweeter
130 mm woofer

Power Handling (RMS/Max.)

60/100 watts

Outer Dimensions Ø

202 mm

Cutting Out Ø

168 mm

Mounting depth

81 mm

Technical specifications

RV 4

| | RV 4 |
|-------------------------------|---|
| Color | Black |
| Weight | 18.5 kg |
| Dimensions (WxHxD) | Main unit: 434 x 157 x 360 mm (410 mm incl. controls and connectors) Remote control: 40 x 100 x 16mm |
| Mains voltage | 230 VAC / 50 Hz |
| Power consumption | 350 W |
| S/N ratio | CD/Tuner/Aux/Line/Tape: 110 dB (A) Phono MM: 90 dB Phono MC: 78 dB |
| Input sensitivity | Phono MM: 2,5mV/47kΩ Digital: -13.5 dBFS Phono MC: 0.25 mV/470 Ω |
| Peak | 1 kHz, 4Ω: 2 x 250 W |
| Frequency response | CD/Tuner/Aux/Line/Tape/Digital: 8 Hz – 110 kHz (-3.0 dB), 20 Hz – 20 kHz (+/-0.1 dB) Phono: 20 Hz – 20 kHz (+/-0.2 dB) Subsonic Filter: 16Hz, 18 dB/Oct. |
| Output power / Nominal | 20 Hz – 20 kHz, THD < 1.0%, 4 Ohm, 2 x 150 W 20 Hz – 20 kHz, THD < 1.0%, 8 Ohm, 2 x 110 W |
| Digital inputs | optical (Toslink™) coaxial (cinch) Supported sampling frequencies: 44.1/48/88.2/96/176.4/192kHz Supported bit depth: 16/24bits Bluetooth® 4.0 / Qualcomm® aptX™ |

Amplifiers:

Frequency response:

- CD/Tuner/Aux/Line/Tape/Digital: 8 Hz – 110 kHz (-3.0 dB), 20 Hz – 20 kHz (+/-0.1 dB)
- Phono: 20 Hz – 20 kHz (+/-0.2 dB)
- Subsonic Filter: 16Hz, 18 dB/Oct.

Highlights:

- Combines an audiophile tube preamplifier and a high-performance transistor output stage
- Perfectly tuned, audiophile components ensure a very harmonious sound
- Composants audiophiles garantissent un son particulièrement harmonieux
- Modern connectivity with digital section and Bluetooth® input (4.0) with the high-end audio standard Qualcomm® aptX™
- Discrete high-end phono preamplifier with separate inputs for MM and MC systems
- High-quality Burr-Brown digital-analogue converter
- Stylish solid metal remote control for volume, input selection and mute function

Cabinet :

- Two solid heatsinks and a solid aluminium cover for transformer and power supply capacitors
- Sturdy solid metal housing with 8 mm front panel
- Solid aluminium control elements
- High-contrast „Organic LED“ display

Preamplifier:

- Particularly high-quality and low-noise SQ tube type, preselected and burned-in for 60 hours (Info: SQ („Special Quality“) is a high quality standard for tubes which was used e. g. for radio transmission technology and military purposes)
- High quality tube sockets with gold-plated contacts
- Input signal switching via high quality reed relays
- Phono preamplifier with separate MM / MC inputs, low-noise operational amplifiers and subsonic filter
- Digital input stage with an optical and an coaxial input for highresolution audio signals up to 192kHz/24bits
- Volume control via high-precision motorised potentiometer from ALPS
- Low-loss WIMA audio capacitors in the signal path

Amplifier and power supply:

- Discrete high-performance amplifier with high quality power transistors from Sanken (Japan)
- Output rating of 150 watts of sine power per channel (4 ohms), max. total peak power of 500 watts
- Elaborate power supply with separately stabilised supply voltage for the individual circuits
- Performance-optimised high-capacity buffer capacitors from Vishay/BC-Components
- Generously dimensioned toroidal transformer in a vibrationresistant and air-tight configuration

Connections:

- Phono MM and MC inputs
- 4 high-level inputs
- Power amplifier input (Main In) for an easy integration into a home cinema system
- Preamplifier output (Pre Out) for connecting subwoofers or additional power amplifiers
- Additional fixed level output (Rec Out)
- Headphone output with high quality 6.3 mm jack
- Output terminal with large, insulated speaker screw terminals

M1000

| | MA 1000 | MCD 1050 |
|-------------------------------|---|--|
| Input sensitivity | Phono MC: 0,3mV/470Ω CD/Tuner/Aux/Line/Tape: 400mV/100kΩ Phono MM: 2,5mV/47kΩ | |
| Peak | 1 kHz, 4Ω: 2 x 250 W | |
| Output power / Nominal | 20 Hz – 20 kHz, THD < 1.0% 4 Ohm, 2 x 115 W 8 Ohm, 2 x 80 W | |
| Playable formats | | CD-DA HDCD CD-R CD-RW |
| Digital inputs | | USB 2.0, type B connector optical (Toslink™) coaxial (cinch) Supported sampling frequencies: 44.1/48/88.2/96/176.4/192kHz Supported bit depth: 16/24bits |
| Digital output | | Optical and coaxial |
| Frequency response | CD/Tuner/Aux/Line/Tape: 5 Hz – 100 kHz (-3,0 dB) CD/Tuner/Aux/Line/Tape: 20 Hz – 20 kHz (+/-0,1 dB) Phono: 20 Hz – 20 kHz (+/-0,3 dB) Phono Subsonic Filter: 16 Hz, 18 dB/Oct. | CD: 5 Hz – 20 kHz (+/- 0.5 dB) |
| Impedance | | 2,0 V / 10 Ohm |
| THD | | < 0,0012% |
| Channel separation/ | | > 106 dB (1 kHz) |
| Power consumption | Max 420 W Standby < 0,5 W | Type 25 W Standby < 0,5 W |
| Mains voltage | 230 VAC / 50 Hz | 230 VAC / 50 Hz |
| S/N ratio | CD/Tuner/Aux/Line/Tape: 110 dB (A) Phono MM: 89 dB (A) Phono MC: 77 dB (A) | > 109dB (20Hz – 20kHz, A) |
| Dimensions (WxHxD) | 434 x 125 x 330 mm (380 mm incl. controls and connectors) Remote control: 47 x 193 x 23 mm | 434 x 90 x 330 mm (345 mm incl. controls and connectors) Remote control: 47 x 198 x 23 mm |
| Weight | 11 kg | 7.5 kg |
| Color | Black | Black |

CD players:

Frequency response:

CD: 5 Hz – 20 kHz (+/- 0.5 dB) Highlights:

- Separate standby power-supply unit for low standby power consumption
- Elaborate power supply unit with R-core transformer
- Handy remote control to access all functions
- High-contrast, state-of-the-art "Organic LED" display
- Two different display modes available
- High quality headphone amplifier with volume adjustment via remote control

Cabinet :

- Sturdy case with milled 8 mm thick aluminium front
- Solid aluminium control elements

CD player:

- High-quality Pure CD drive with Sanyo laser unit
- Burr-Brown 24-bit digital-analogue converter
- Channel-separated tube output stage equipped with two ECC88 double triodes
- Preselected and burned-in (60 hours) tubes produced in Russia
- Philips CD controller unit
- Switchable up-sampling function (192 kHz/24 Bit) for CD and all digital inputs
- CD/track repeat function

Connections:

- Digital inputs (optical and coaxial) for sampling frequencies up to 192kHz/24Bit
- USB 2.0 input supports sampling frequencies up to 192kHz/24Bit
- Digital outputs (optical and coaxial)
- High-quality RCA output sockets

Amplifiers:

Frequency response:

- CD/Tuner/Aux/Line/Tape:
5 Hz – 100 kHz (-3,0 dB)
- CD/Tuner/Aux/Line/Tape:
20 Hz – 20 kHz (+/-0,1 dB)
- Phono: 20 Hz – 20 kHz (+/-0,3 dB)
- Phono Subsonic Filter: 16 Hz, 18 dB/Oct.

Highlights:

- High-quality full-metal system remote control for adjusting all functions
- Separate standby power-supply unit for low standby power consumption
- High-contrast, state-of-the-art "Organic LED" display

Cabinet :

- Sturdy solid metal housing with 8 mm front panel
- Solid aluminium control elements

Preamplifier:

- Low-noise tube amplifier with 2 x 12AU7 / ECC 82 tubes
- Preselected and burned-in (60 hours) tubes produced in Russia
- Phono preamplifier with separate MM / MC inputs, low-noise operational amplifiers and subsonic filters
- High quality tube sockets with gold-plated contacts
- Input signal switching via high quality reed relays
- Volume control via high-precision motorised potentiometer from ALPS
- Low-loss WIMA audio capacitors in the signal path

Amplifier and power supply:

- Discrete high-performance amplifier with high quality power transistors from Toshiba
- Output rating of 115 watts of sine power per channel (4 ohms)
- Generously dimensioned toroidal transformer
- Filter/electrolytic capacitors with a particularly large capacity (4 x 10000 µF)
- Elaborate mains adapter with separately stabilised supply voltage for the individual circuits

Connections:

- Phono MM and MC inputs
- 4 high-level inputs
- Additional 3.5 mm audio input on the front for portable devices
- Preamplifier output for connecting subwoofers or additional power amplifiers
- Headphone output with high quality 6.3 mm jack
- Record Out fixed level output
- Bi-wiring output terminal with large, insulated speaker terminals

M700

| | MCD 750 | MR 780 |
|-------------------------------|--|--|
| Color | Black | Black |
| Weight | 3.9 kg | 8.9 kg |
| Dimensions (WxHxD) | 433 x 78 x 317 mm (322 mm incl. controls and connectors) Remote control: 45 x 175 x 20 mm | 433 x 132 x 317 mm (360 mm incl. controls and connectors) Remote Control: 45 x 175 x 20 mm |
| Mains voltage | 100 – 240 V~ , 50/60 Hz | |
| Power consumption | Max 30 W Standby < 0,5 W | Standby < 0,5 W Max 300 W |
| S/N ratio | > 108dB (20Hz – 20kHz, A) | CD/Tuner/Aux/Line/Tape: 104 dB (A) Phono MM: 82 dB (A) |
| Input sensitivity | | CD/Tuner/Aux/Line/Tape: 470 mV/100 kΩ Phono MM: 5 mV/47 kΩ |
| Peak | | 1 kHz, 4 Ohm 2 x 180 W |
| Frequency response | 20 Hz – 20 kHz (+/- 0.5dB) | CD/Tuner/Aux/Line/Tape: 6 Hz – 90 kHz (-3,0 dB) 20 Hz – 20 kHz (+/-0,3 dB) Phono: 20 Hz – 20 kHz (+/-0,8 dB) Subsonic Filter : 16 Hz, 18 dB/Oct. |
| Output power / Nominal | | 20 Hz – 20 kHz, THD < 1.0%, 4 Ohm, 2 x 100 W 20 Hz – 20 kHz, THD < 1.0%, 8 Ohm, 2 x 75 W |
| Digital inputs | | USB 2.0, type B connector Supported sampling frequencies: 44.1/48/88.2/96/176.4/192kHz Supported bit depth: 16/24bits 2x optical (Toslink™) 2x coaxial (cinch) Bluetooth® 4.0 / Qualcomm® aptX™ |
| | | 87.5 – 108 MHz |
| | | 174.928 – 239.2 MHz (Band III) |
| | | -108 dBm |
| | | -100 dBm |

CD players:

Frequency response:

20 Hz – 20 kHz (+/- 0.5dB)Cabinet :

- Sturdy full-metal enclosure with solid, brushed aluminium front
- Stable feet with damping rubber insert

Connections:

- Analogue output with gold-plated RCA connectors
- Two digital outputs (optical, coaxial)

Amplifiers:

Frequency response:

- CD/Tuner/Aux/Line/Tape: 6 Hz – 90 kHz (-3,0 dB)
- 20 Hz – 20 kHz (+/-0,3 dB)
- Phono: 20 Hz – 20 kHz (+/-0,8 dB)
- Subsonic Filter : 16 Hz, 18 dB/Oct.

Highlights:

- System remote control for all functions
- Readable, two-line clear text display with adjustable brightness (3 stages)

Cabinet :

- Solid aluminium control elements
- Sturdy full-metal enclosure with solid, brushed aluminium front
- Stable feet with damping rubber insert

Preamplifier:

- Low-noise tube amplifier with 1 x ECC 88 tube
- MM-phono preamplifier with low-noise operational amplifiers and subsonic filters
- Preselected and burned-in tubes
- Additional 3.5 mm audio input on the front panel for connecting portable devices
- Digital inputs (2 x optical and 2 x coaxial) for sampling frequencies up to 192kHz/24bits
- USB Audio 2.0 input supports sampling frequencies up to 192kHz/24bits
- Bluetooth® input (4.0) supports the high-end audio standard Qualcomm®
- Wolfson digital-to-analogue converter

Amplifier and power supply:

- Separate standby power-supply unit for low standby power consumption
- Elaborate mains adapter with separately stabilised supply voltage for the individual circuits
- Discrete high-performance amplifier
- Output power: 100 watts of sine power per channel (4 ohms)
- High-capacity filter/electrolytic capacitors
- Shielded toroidal transformer

Connections:

- Headphone output with high quality 6.3 mm jack
- Record Out fixed level output

QUANTUM SIGNATURE

| QUANTUM SIGNATURE | |
|------------------------------|---|
| Principle | 3 way bass reflex, triple bass |
| Equipment | 30 mm tweeter 3 x 200 mm woofer 2 x 170 mm midrange |
| Power Handling (RMS/Max.) | 400/700 watts |
| Sensitivity (2.8V/1m) | 94 dB |
| Impedance | 4 – 8 Ohm |
| Frequency Response | 16 – 75.000 Hz |
| Crossover Frequencies | 200 Hz / 2900 Hz |
| Recommended Amplifier Output | > 35 watts |
| Dimensions (WxHxD) | 313 x 1410 x 465 mm |
| Weight | 73 kg |

Loudspeaker:

Highlights:

- High-quality internal Oehlbach® wiring
- Klippel® -optimised overall design
- Height-adjustable metal spikes included
- Removable protective fabric grille with optimum sound transmissivity and concealed magnet fastenings

Cabinet :

- Airflex ports with extremely large opening areas to guarantee best-possible bass coupling
- Double-walled side panels with varying material thickness to reduce case resonances
- Generous bracing inside the case with chassis support
- Sturdy and low-resonance MDF case
- Sturdy, MDF case with rounded sides and elaborate struts and decorative high-gloss front

Tweeter:

- f-max Signature tweeter with a particularly wide surround for optimised dispersion characteristics at frequencies above 20 kHz
- Sturdy aluminium flange with optimised acoustic channels
- Particularly lightweight cone construction consisting of semicrystalline polymer (PTFE) for maximum efficiency
- Copper cap-optimised drive system for minimum distortion
- Generous magnet ventilation with low natural resonance

Woofers / midrange:

- Generously vented die-cast basket for preventing turbulence and compression effects
- Distortion-optimised magnet system with double induction rings and stray field optimisation
- Kapton voice coil to minimise eddy current loss, thereby ensuring minimal distortion of the midrange
- „Controlled Flexing Cone“: Cone geometry for controlled dispersion of bending waves in the midrange, and with it the capability to reproduce a greater bandwidth
- High cone rigidity ensured by inverse ceramic/aluminium dust caps for the woofer and midrange
- Sophisticated voice coil ventilation for a particularly high degree of resilience

Crossover:

- 24 dB LKR topology with transformer core coils and audiophile PP capacitors
- Crossover on two separate circuit-boards to optimise use with bi-wiring
- Crossover mechanically isolated from the case

Connections:

- Matt gold-plated loudspeaker terminals sealed with acrylic
- Large bi-wiring terminal area with solid screw connections and high-quality cable bridges

HUMIDOR

| HUMIDOR | |
|------------------------------|--|
| Principle | High-End-Bookshelf Speaker |
| Equipment | 4.5" Woofer-midrange 25 mm dome tweeter |
| Power Handling (RMS/Max.) | 75 / 150 watts |
| Sensitivity (2.8V/1m) | 90 dB |
| Impedance | 4 – 8 Ohm |
| Frequency Response | 34 – 50000 Hz |
| Crossover Frequencies | 2500 Hz |
| Recommended Amplifier Output | > 30 watts |
| Dimensions (WxHxD) | 140 x 245 x 258 mm |
| Weight | 4.5 kg |

Loudspeaker:

Highlights:

- Removable protective fabric grille with optimum sound transmissivity and concealed magnet fastenings
- High-quality cabling using heavy gauge cables
- Specially coated Airflex port with very large opening ensures an optimum bass response without ambient noise
- Solid aluminium terminal with gold-plated screw connectors encapsulated in acrylic

Cabinet :

- Sturdy MDF cabinet with two-tone cedar real wood venee
- Solid metal sound guides for the woofer-midrange and tweeter
- Inlaid logo on the top of the enclosure
- All metal parts in harmoniously matched champagne colour
- Reinforcing board in the housing with chassis support for the bass-midrange, which ensures optimum low-resonance properties and minimal intrinsic vibration

Tweeter:

- Silk dome tweeter with a particularly wide surround for optimised dispersion characteristics at frequencies above 20 kHz
- Special sound guide in the aluminium front panel for optimum dispersion properties
- High performance neodymium magnet system for excellent dynamics and a high resolution

midrange-woofer:

- Airflow-optimized, non-magnetic aluminium die-cast basket to prevent turbulence and compression effects to handle large cone excursions
- Distortion-optimised, powerful magnet system with induction ring and stray field optimisation, thereby ensuring minimal distortion and high efficiency
- Kapton voice coil to minimise eddy current loss, thereby ensuring minimal distortion of the midrange and optimised efficiency
- Aluminium/ceramic sandwich cone with an inverted dust cap for optimum rigidity with high internal damping

Crossover:

- Elaborate phase- and amplitude-optimised crossover equipped with high-quality and select components
- Particularly low-impedance bass-midrange channel for minimal electrical loss

QUANTUM EDELSTEIN

| QUANTUM EDELSTEIN | |
|-------------------------------------|---|
| Principle | 2 way bass reflex High-End-Bookshelf Speaker |
| Equipment | 25 mm tweeter 4.5" Woofer-midrange |
| Power Handling (RMS/Max.) | 75 / 150 watts |
| Sensitivity (2.8V/1m) | 90 dB |
| Impedance | 4 – 8 Ohm |
| Frequency Response | 34 – 50000 Hz |
| Crossover Frequencies | 2500 Hz |
| Recommended Amplifier Output | > 30 watts |
| Dimensions (WxHxD) | 135 x 232 x 246 mm |
| Weight | 5 kg |

Loudspeaker:

Cabinet :

- Sturdy MDF cabinet with high-quality glossy finish
- Solid aluminium front panel with machined and burnished sound guide for the bass-midrange driver and tweeter
- Double base plate manufactured from polished acrylic glass and solid aluminium, decoupled from one another
- Reinforcing board in the housing with chassis support for the bass-midrange, which ensures optimum low-resonance properties and minimal intrinsic vibration

Tweeter:

- Silk dome tweeter with a particularly wide surround for optimised dispersion characteristics at frequencies above 20 kHz
- Special sound guide in the aluminium front panel for optimum dispersion properties
- Mechanical coupling to the aluminium front panel for reduced intrinsic vibration
- High performance neodymium magnet system for excellent dynamics and a high resolution

midrange-woofer:

- Airflow-optimized, non-magnetic aluminium die-cast basket to prevent turbulence and compression effects to handle large cone excursions
- Distortion-optimised, powerful magnet system with induction ring and stray field optimisation, thereby ensuring minimal distortion and high efficiency
- Kapton voice coil to minimise eddy current loss, thereby ensuring minimal distortion of the midrange and optimised efficiency
- Aluminium/ceramic sandwich cone with an inverted dust cap for optimum rigidity with high internal damping

Crossover:

- Elaborate phase- and amplitude-optimised crossover equipped with high-quality and select components
- High-quality internal wiring
- Particularly low-impedance bass-midrange channel for minimal electrical loss

Connections:

- Milled aluminium terminal with gold-plated screw connectors encapsulated in acrylic

SIGNATURE 1100

| | SIGNATURE 1109 | SIGNATURE 1105 |
|-------------------------------------|---|---|
| Principle | Floorstanding Speaker, 4 way, double bass, bass reflex | Floorstanding Speaker, 5 way, double bass, bass reflex |
| Equipment | 30 mm tweeter 170 mm midrange 2 x 200 mm woofer 0.75" super-tweeter | 30 mm tweeter 170 mm woofer-midrange 1 x 170 mm woofer 0.75" super-tweeter |
| Power Handling (RMS/Max.) | 300 / 550 Watts | 200/350 Watts |
| Sensitivity (2.8V/1m) | 94 dB | 93 dB |
| Impedance | 4 – 8 Ohm | 4 – 8 Ohm |
| Frequency Response | 20 – 55000 Hz | 22 – 55000 Hz |
| Crossover Frequencies | 340 Hz/2.300 Hz/18500 Hz | 290 Hz/2.300 Hz/18500 Hz |
| Recommended Amplifier Output | > 30 watts | > 30 watts |
| Dimensions (WxHxD) | Enclosure: 275 x 1250 x 410 mm Enclosure incl. Spikes: 375 x 1280 x 410 mm | Gehäuse inkl. Fuß/Spikes: 315 x 1080 x 350 mm Cabinet: 225 x 1050 x 350 mm |
| Weight | 42,5 kg | 27.8 kg |

Loudspeaker:

Tweeter & Super-Tweeter:

- Newly developed high-res tweeter module with two fmax Signature dome tweeters
- 30 mm dome tweeter with coupling volume, long-excursion drive and particularly wide surround for especially deep mid-tone coupling
- Additional 20 mm super dome tweeter for ideal omnidirectional sound distribution and extended reproduction up to 55 kHz
- Powerful neodymium ring magnet systems for excellent dynamics
- Special sound guides in the solid aluminium front panel for optimum dispersion characteristics

Cabinet :

- Case in an elaborate silk-matt varnish or natural wood veneer finish (Signature 1105)
- Removable protective fabric grille with optimum sound transmissivity and concealed magnet fastenings (Signature 1109)
- Removable fabric protection grille with optimum sound transmission and invisible magnet attachment (Signature 1105)
- Very sturdily constructed, multi-braced MDF enclosure in a timeless-modern design
- Body with stylish silk matt lacquer (Signature 1109)
- Aluminium cover plate with brushed surface and milled-in model name
- Two Magnat Airflex ports with large openings ensure an optimum bass response without ambient noise
- Two solid aluminium base transoms with matt surface

- Height-adjustable, counter-locked solid metal spikes with replaceable tips for optimum stability on all floors
- Decoupling silicone feet and metal spikes included

Woofer / midrange:

- Generously vented die-cast basket for preventing turbulence and compression effects (Signature 1109)
- „Controlled Flexing Cone“: Cone geometry for controlled dispersion of bending waves in the midrange, and with it the capability to reproduce a greater bandwidth
- Sophisticated voice coil ventilation for a particularly high degree of resilience
- Distortion-optimised magnet systems with double induction rings and stray field optimisation
- Non-conductive voice coils to minimise eddy current loss
- Ceramic-aluminium sandwich membranes with high rigidity and optimum internal damping, optimised by inverse dust caps
- Solid aluminium grille rings with 8 screw fixings

Crossover:

- High-quality internal wiring
- Large connection panel with sturdy and encapsulated terminals to guarantee reliable contact even with high-quality cables possessing large cross-sections
- Elaborate phase and amplitude-optimised APOC crossover with audiophile coils and PP capacitors
- Bi-wiring/bi-amping option, pre-installed cable bridges for single wiring

QUANTUM 750

| | QUANTUM 757 | QUANTUM 753 | QUANTUM CENTER 73 | QUANTUM 731 A |
|------------------------------|---|--|--|--|
| Power Handling (RMS/Max.) | 220/350 watts | 120/180 Watts | 120/180 Watts | |
| Principle | 3 way, double bass, bass reflex | 2 way bass reflex | 2 way bass reflex, double bass | Bassreflex, down-fire |
| Sensitivity (2.8V/1m) | 93 dB | 91 dB | 91 dB | |
| Impedance | 4 – 8 Ohm | 4 – 8 Ohm | 4 – 8 Ohm | |
| Recommended Amplifier Output | > 30 watts | > 20 watts | > 20 watts | |
| Equipment | 25 mm tweeter 170 mm midrange 2 x 170 mm woofer | 25 mm tweeter 170 mm woofer-midrange | 25 mm tweeter 2 x 130 mm woofer-midrange | 300 mm woofer |
| Output power (RMS/Max.) | | | | 180/360 watts |
| Frequency Response | 20 – 50.000 Hz | 30 – 50000 Hz | 30 – 50000 Hz | 18 - 200 Hz |
| Crossover Frequencies | 250 Hz / 2800 Hz | 2.800 Hz | 2.800 Hz | Adjustable from 40 to 180 Hz |
| Phase | | | | 0° - 180° switchable |
| Dimensions (WxHxD) | 190 x 1062 x 370 mm | 190 x 362 x 335 mm | 470 x 170 x 295 mm | 340 x 568 x 475 mm |
| Weight | 24.8 kg | 9.2 kg | 9.4 kg | 26.1 kg |
| Cabinet surface | Piano Black/Black satin Piano White/White satin | Piano Black/Black satin Piano White/White satin | Piano Black/Black satin Piano White/White satin | Piano Black/Black satin Piano White/White satin |

Loudspeaker:

Cabinet :

- Airflex port with a large opening area to guarantee best bass coupling
- Large resonance absorbers
- Very sturdy and elegant design made from MDF boards with elaborate bracing
- 30 mm thick base plate in a high-gloss varnish finish (Quantum 753)
- 35 mm thick base plate in a high-gloss varnish finish (Quantum 757)
- 40 mm thick, two-layer baffle in a high-gloss varnish finish (Quantum 753, Quantum Center 73)
- 45 mm thick, two-layer baffle in a high-gloss varnish finish (Quantum 757)
- Removable cover frame
- Metal spikes included (Quantum 757)

Tweeter:

- fmax tweeter with extended frequency range
- Sturdy aluminium/ABS flange with optimised acoustic channels
- Damped drilled pole core
- Dual compound fabric cone

Woofer / midrange:

- Distortion-optimised double magnet systems, magnetically shielded (Quantum Center 73)
- Ceramic/aluminium cones for highest quality playback
- Ventilated high-performance voice coils guarantee highest operational reliability
- Flow-optimised, non-magnetic die-cast aluminium baskets reduce air turbulence and resonances

Crossover:

- Elaborate phase- and amplitude-optimised crossover equipped with high-quality and select components
- High-quality internal wiring

Connections:

- Large connection panel with sturdy and encapsulated terminals to guarantee reliable contact even with high-quality cables possessing large cross-sections
- Bi-Wiring, Bi-Amping Option

Active subwoofers :

Cabinet :

- Down-fire construction
- Airflex port with a large opening area to guarantee best bass coupling
- Large resonance absorbers
- Very sturdy and elegant design made from MDF boards with elaborate bracing
- 35 mm thick base plate in a high-gloss varnish finish
- 45 mm thick, two-layer front panel in a high-gloss varnish finish

Woofer / midrange:

- high-power long-throw woofer
- Coated and hardened paper cone guarantees deep-reaching reproduction with simultaneous pulse fidelity
- Ventilated high-performance voice coil to guarantee highest operational reliability
- Klippel®-optimised magnet system

Amplifier and power supply:

- Active frequency-response equalisation up to 180 Hz for easy integration into AV environments
- Real-time limiter minimises distortion and prevents the loudspeaker from being overloaded
- Adjustable volume and crossover frequency
- Phase switchable from 0° to 180°
- Separate standby power-supply unit for low standby power consumption
- Mains switch
- Clearly arranged control panel made of brushed aluminium with large heatsink

Connections:

- Low-level stereo inputs
- High-level stereo inputs
- LFE input

QUANTUM 720

| | QUANTUM 727 | QUANTUM 725 | QUANTUM 723 | QUANTUM CENTER 72 | QUANTUM SUB 7230A |
|-------------------------------------|---|--|--|--|--|
| Principle | 3 way, bass reflex | 2,5 way, bass reflex | 2 way bass reflex | 2 way bass reflex, double bass | Active bass-reflex subwoofer, down-fire |
| Equipment | 30 mm tweeter 170 mm midrange 2 x 170 mm woofer | 30 mm tweeter 170 mm woofer-midrange 1 x 170 mm woofer | 30 mm tweeter 170 mm woofer-midrange | 30 mm tweeter 2 x 6.5" Midrange-woofer | 300 mm Woofer |
| Power Handling (RMS/Max.) | 200/350 Watts | 180/320 watts | 110 / 180 watts | 120/200 Watts | |
| Output power (RMS/Max.) | | | | | 180/360 watts |
| Sensitivity (2.8V/1m) | 93 dB | 92 dB | 91 dB | 91 dB | |
| Impedance | 4 – 8 Ohm | 4 – 8 Ohm | 4 – 8 Ohm | 4 – 8 Ohm | |
| Frequency Response | 22 - 52.000 Hz | 22 - 52.000 Hz | 30 - 52.000 Hz | 32 – 52.000 Hz | |
| Phase | | | | | 0° - 180° switchable |
| Crossover Frequencies | 280 Hz / 3.200 Hz | 260 Hz, 3.200 Hz | 3.100 Hz | 2.600 Hz | Adjustable from 50 to 150 Hz |
| Recommended Amplifier Output | > 30 watts | > 30 watts | > 20 watts | > 20 watts | |
| Dimensions (WxHxD) | 200 x 1055 x 310 mm 290 x 1100 x 310 mm (incl. base) | 200 x 975 x 310 mm 290 x 1030 x 310 mm (incl. base) | 200 x 355 x 310 mm | 518 x 185 x 310 mm | 420 x 545 x 500 mm |
| Weight | 18.7 kg | 16.5 kg | 6.7 kg | 9.5 kg | 22.4 kg |
| Cabinet surface | Black Satin/Ash Decor Black Black Satin/Mocca Decor | Black Satin/Ash Decor Black Black Satin/Mocca Decor | Black Satin/Ash Decor Black Black Satin/Mocca Decor | Black Satin/Ash Decor Black Black Satin/Mocca Decor | Black Satin/Ash Decor Black Black satin / Ash decor black |

Loudspeaker:

Cabinet :

- Airflex port with rounded reflex opening for reducing wind noises
- Baffle in a silk-matt varnish finish
- Sturdy MDF case with rounded sides and low-resonance 25 mm baffle
- Removable protective fabric grille with optimum sound transmissivity and concealed magnet fastenings (Quantum 725, Quantum 727, Quantum Center 72)
- Removable fabric protection grille with optimum sound transmission and invisible magnet attachment (Quantum 723)
- Solid cross beams made of painted MDF with height-adjustable massive metal cone spikes (Quantum 725, Quantum 727)
- Exchangeable metal/rubber spike tips for an optimum adaptation to the floor type (Quantum 725, Quantum 727)

Tweeter:

- HRH tweeter with 30 mm cloth dome, special damping and ferrofluid-cooling, big surround and aluminium Harmonic Radiation Horn

midrange-woofer:

- Ceramic-aluminium cone
- FE-Dynamics bass/mid-range loudspeaker
- Ventilated voice-coil unit for maximum resilience
- Klippel® -optimised overall design
- Solid metal basket with generous ventilation openings
- Solid aluminium cover rings

Crossover:

- Amplitude- and phase-optimised crossover with acoustic 24 dB filters and high-quality components
- Big Bi-Wiring/Bi-Amping connecting terminal with big screw connectors and gold-plated contacts

Active subwoofers :

Amplifiers:

- Real-time limiter minimises distortions and prevents overloading
- Active frequency response equalization up to 150 Hz (LPC circuit) for seamless integration in AV environments
- Automatic standby function with low power consumption <0.5 watts (can be switched off)
- Selectable mains voltage (115/230 V)
- Power switch
- Switchable phase 0° / 180°
- Adjustable volume and crossover frequency

Cabinet :

- "Down-firing" principle
- Two generously dimensioned Airflex ports with low flow resistance
- Sturdy MDF housing with rounded sides, elaborate bracing and decorative silk matt front panel
- Sturdy, silk matt lacquered base plate with resonance-damping rubber spikes

Woofers / midrange:

- Coated and hardened paper cone guarantees deep-reaching reproduction with simultaneous pulse fidelity
- Ventilated high-performance voice coil to guarantee highest operational reliability
- 300 mm high-power long-throw woofer with Klippel® -optimised magnet system

Connections:

- Stereo low level inputs (RCA connections)
- Stereo high level inputs (screw terminals)
- Mains supply

SHADOW

| | SHADOW 209 | SHADOW 207 | SHADOW 203 | SHADOW 102 ATM | SHADOW CENTER 213 | SHADOW SUB 300A |
|-------------------------------------|--|--|--|--|--|--|
| Principle | 3 way, bass reflex | 3 way, bass reflex | 2 way bass reflex | 2 way, sealed | 2 way bass reflex | Active bass-reflex subwoofer, down-fire |
| Equipment | 30 mm tweeter 170 mm midrange 3 x 170mm woofer | 30 mm tweeter 170 mm midrange 2 x 170 mm woofer | 30 mm tweeter 170 mm woofer-midrange | 1 x 5,25" coaxial speaker | 30 mm tweeter 2 x 130 mm woofer-midrange | 300 mm Woofer |
| Power Handling (RMS/Max.) | 220/360 watts | 180/340 watts | 90 / 160 watts | 50/100 Watts | 90 / 160 watts | |
| Sensitivity (2.8V/1m) | 92 dB | 92 dB | 91 dB | 88 dB | 91 dB | |
| Impedance | 4 – 8 Ohm | 4 – 8 Ohm | 4 – 8 Ohm | 6 ohms | 4 – 8 Ohm | |
| Frequency Response | 20 – 48000 Hz | 22 – 48.000 Hz | 32 – 48.000 Hz | 50 – 38.000 Hz | 34 – 48.000 Hz | 19 – 200 Hz |
| Crossover Frequencies | 280 Hz / 3.000 Hz | 280 Hz / 3.000 Hz | 3.000 Hz | 3.300 Hz | 3.000 Hz | Adjustable from 50 to 150 Hz |
| Recommended Amplifier Output | > 30 watts | > 30 watts | > 20 watts | 20 - 100 Watts | > 20 watts | |
| Dimensions (WxHxD) | 190 x 1150 x 350 mm | 190 x 1070 x 350 mm | 190 x 350 x 300 mm | 190 x 162 x 275mm | 470 x 180 x 270 mm | 345 x 495 x 420 mm |
| Weight | 22.5 kg | 19.8 kg | 6.5 kg | 3 kg | 8.5 kg | 19.5 kg |
| Cabinet surface | Piano black/ Ash decor black Piano white, white decor | Piano black/ Ash decor black Piano white, white decor | Piano black/ Ash decor black Piano white, white decor | Piano black/ Ash decor black Piano white, white decor | Piano black/ Ash decor black Piano white, white decor | Piano black/ Ash decor black Piano white, white decor |

Loudspeaker:

Chassis:

- 20 mm tweeter with fabric dome and neodymium drive (Shadow 102 ATM)
- 130 mm woofer-midrange with light, specially-coated paper cone and high-performance voice-coil (Shadow 102 ATM)
- Non-magnetic, fibre-reinforced ABS basket (Shadow 102 ATM)

Highlights:

- Resonance-damping rubber feet included (Shadow 203, Shadow Center 213)
- Resonance-damping rubber feet and metal spikes included (Shadow 207, Shadow 209)

Cabinet:

- Airflex port with rounded reflex opening for reducing wind noises (Shadow 203, Shadow 207, Shadow 209, Shadow Center 213)
- Sturdy and low-resonance case design with E1 MDF wooden boards (Shadow 203, Shadow 207, Shadow 209, Shadow Center 213)
- Removable fabric cover
- Baffle in high-gloss lacquering (Shadow 203, Shadow 207, Shadow 209, Shadow Center 213)
- Solid and attractive enclosure in console form with baffle and front in gloss lacquer finish (Shadow 102 ATM)
- Rubber feet (Shadow 102 ATM)

Tweeter:

- New developed 30 mm fmax tweeter with a particularly wide surround, soundguide in the front plate for optimised dispersion properties and powerful drive for excellent dynamics (Shadow 203, Shadow 207, Shadow 209, Shadow Center 213)

Woofer / midrange:

- Coated paper cone (Shadow 203, Shadow 207, Shadow 209, Shadow Center 213)
- Ventilated voice-coil unit for maximum resilience (Shadow 203, Shadow 207, Shadow 209, Shadow Center 213)
- Non-magnetic, fibre-reinforced cast ABS basket (Shadow 203, Shadow 207, Shadow 209, Shadow Center 213)
- Klippel® -optimised overall design (Shadow 203, Shadow 207, Shadow 209, Shadow Center 213)
- FE-Dynamics woofer-midrange (Shadow 203, Shadow 207, Shadow 209, Shadow Center 213)

Crossover:

- Amplitude- and phase-optimised crossover with acoustic 24 dB filters and high-quality components (Shadow 203, Shadow 207, Shadow 209, Shadow Center 213)
- Big Bi-Wiring/Bi-Amping connecting terminal with big screw connectors and gold-plated contacts (Shadow 203, Shadow 207, Shadow 209)
- Large connection panel with generously dimensioned screw terminals and gold-plated contacts (Shadow 102 ATM, Shadow Center 213)
- Connecting terminal with big screw connectors and gold-plated contacts (Shadow 102 ATM)

Active subwoofers :

Amplifiers:

- Real-time limiter minimises distortions and prevents overloading
- Active frequency response equalization up to 150 Hz (LPC circuit) for seamless integration in AV environments
- Automatic standby function with low power consumption <0.5 watts (can be switched off)
- Selectable mains voltage (115/230 V)
- Power switch
- Switchable phase 0° / 180°
- Adjustable volume and crossover frequency

Cabinet :

- Sturdy MDF case front in a high-gloss varnish finish
- ‘Down-firing’ principle
- Two generously dimensioned Airflex ports with low flow resistance
- Sturdy feet with large silicon base

Woofer / midrange:

- Coated and hardened paper cone guarantees deep-reaching reproduction with simultaneous pulse fidelity
- Ventilated high-performance voice coils guarantee highest operational reliability
- 300 mm high-power long-throw woofer with Klippel® -optimised magnet system

Connections:

- Stereo low level inputs (RCA connections)
- Stereo high level inputs (screw terminals)
- Mains supply

TEMPUS

| | TEMPUS 77 | TEMPUS 55 | TEMPUS 33 | TEMPUS CENTER 22 | TEMPUS SUB 300A |
|-------------------------------------|---|--|---|---|---|
| Power Handling (RMS/Max.) | 175/320 watts | 150/280 watts | 85 / 150 watts | 85 / 150 watts | |
| Principle | 3 way, bass reflex | 2,5 way, bass reflex | 2 way bass reflex | 2 way bass reflex | Active bass-reflex subwoofer, front-firing |
| Sensitivity (2.8V/1m) | 92 dB | 92 dB | 91 dB | 91 dB | |
| Impedance | 4 – 8 Ohm | 4 – 8 Ohm | 4 – 8 Ohm | 4 – 8 Ohm | |
| Recommended Amplifier Output | > 30 watts | > 30 watts | > 20 watts | > 20 watts | |
| Equipment | 25 mm tweeter 170 mm midrange 2 x 170 mm woofer | 25 mm tweeter 170 mm woofer-midrange 1 x 170 mm woofer | 25 mm tweeter 170 mm woofer-midrange | 25 mm tweeter 2 x 130 mm woofer-midrange | 300 mm Woofer |
| Output power (RMS/Max.) | | | | | 120/240 watts |
| Frequency Response | 22 - 45.000 Hz | 24 - 45.000 Hz | 33 - 45.000 Hz | 34 - 45.000 Hz | 20 – 200 Hz |
| Crossover Frequencies | 320 / 3.300 Hz | 350 / 3.300 Hz | 3.300 Hz | 3.300 Hz | Adjustable from 50 to 150 Hz |
| Phase | | | | | 0° - 180° switchable |
| Dimensions (WxHxD) | 200 x 1005 x 320 mm 295 x 1025 x 320 mm (incl. base) | 200 x 880 x 320 mm 295 x 900 x 320 mm (incl. base) | 200 x 345 x 270 mm | 460 x 180 x 230 mm | 355 x 447 x 422 mm 355 x 447 x 445 mm (incl. base) |
| Weight | 15.5 kg | 13 kg | 5 kg | 6 kg | 16.3 kg |
| Cabinet surface | Ash decor black Ash decor mocca | Ash decor black Ash decor mocca | Ash decor black Ash decor mocca | Ash decor black Ash decor mocca | Ash decor black Ash decor mocca |

Loudspeaker:

Cabinet :

- Airflex port with rounded reflex opening for reducing wind noises
- Sturdy and low-resonance case design with E1 MDF wooden boards
- Removable fabric cover
- Resonance-damping rubber feet, metal spikes included (Tempus 55, Tempus 77)
- Sturdy base struts for stability (Tempus 77)
- Resonance-damping rubber spikes included in delivery (Tempus Center 22)

Tweeter:

- Newly developed 25 mm fmax dome tweeter with dispersion-optimized sound guide and powerful neodymium drive for an optimum resolution

Woofer / midrange:

- Coated paper cone
- Ventilated voice-coil unit for maximum resilience
- Klippel®-optimised overall design
- FE-Dynamics woofer-midrange
- Solid metal basket with generous ventilation openings
- Cover rings for bass and mid-range speakers in a high quality metal finish

Crossover:

- Amplitude- and phase-optimised crossover with acoustic 24 dB filters and high-quality components
- Big Bi-Wiring/Bi-Amping connecting terminal with big screw connectors and gold-plated contacts
- (Tempus 55, Tempus 77, Tempus Center 22)
- Large connection panel with generously dimensioned screw terminals and gold-plated contacts (Tempus 33)

Active subwoofers :

Amplifiers:

- Mains voltage 110 – 240V
- Active frequency response equalization up to 150 Hz (LPC circuit) for seamless integration in AV environments
- Automatic standby function with low power consumption <0.5 watts (can be switched off)
- Power switch
- Switchable phase 0° / 180°
- Adjustable volume and crossover frequency
- High performance class-D amplifier

Woofer:

- 300 mm high-power long-throw woofer with Klippel®-optimized magnet system
- Ventilated high-performance voice coil to guarantee highest operational reliability
- The coated paper cone ensures a profound audio reproduction

Cabinet :

- Front-fire construction
- Two generously dimensioned Airflex ports with low flow resistance
- Sturdy MDF housing with elaborate bracing and removable front grille
- Resonance-damping rubber spikes included in delivery

Connections:

- Low-level stereo inputs
- High-level stereo inputs
- Mains supply

MAGNASPHERE

| | MAGNASPHERE 55 | MAGNASPHERE 33 |
|----------------------------------|--|---|
| Principle | 2 ½-way bass reflex, fully active | 2-way bass reflex, fully active |
| Equipment | 25 mm tweeter 170 mm woofer-midrange 1 x 170 mm woofer | 25 mm tweeter 170 mm woofer-midrange |
| Power Handling (RMS/Max.) | Active | Active |
| Power output overall | 100/180 watts | 65/110 watts |
| Sensitivity (2.8V/1m) | active | active |
| Impedance | active | active |
| Frequency Response | 24 - 50.000 Hz | 28 - 50.000 Hz |
| Crossover Frequencies | 320 / 2.750 Hz | 2.750 Hz |
| Dimensions (WxDxH) | 196 x 955 x 330 mm | 196 x 325 x 285 mm |
| Weight | 18.4 kg | 6.6 kg |

Loudspeaker:

Power output overall:

- 65/110 watts (Magnasphere 33)
- 100/180 watts (Magnasphere 55)

Amplifiers:

- A powerful class D amplifier module per speaker with 100 watts RMS/Max each
- Fully active amplifier modules (one amplifier each for the woofer, woofer-midrange and tweeter)
- DSP-controlled digital filter
- Adjustable bass and trebles (-2dB / 0dB / +2dB) for individual sound settings
- Three-digit 7-segment-LED-display on the speaker front
- Complete system control via supplied solid metal remote control (batteries included)
- Mains voltage 110 – 240V
- Low standby power consumption of the speakers <0.5 watts
- Power supply 100 – 240 VAC 50/60 Hz

Chassis:

- fmax tweeter with enhanced frequency range, dual compound fabric dome and neodymium drive
- Fmax tweeter with advanced frequency range, dual-compound cloth dome and neodymium drive
- Flow-optimised non-magnetic speaker baskets made of carbon fiber composite material, fixed by 8 screws

Highlights:

- Fully active bookshelf speaker stereo set with separate transmitter (Magnasphere 33)
- Fully active floorstanding speaker/stereo set with separate transmitter unit (Magnasphere 55)
- Wireless high-end speaker system
- Very interference-resistant easy-to-install digital wireless system
- Compact transmitter unit with numerous inputs (2x analog, 2x digital, USB Audio, Bluetooth® / Qualcomm® aptX™)
- Fully active, DSP-filtered loudspeakers with Quantum technology
- Elegant cabinet design with matte painted surfaces
- Multizone function with up to 3 loudspeaker zones

Cabinet :

- Very solidly constructed housing made of E1 MDF panels
- Elegant design in a black or white silk matt lacquer finish with rounded vertical edges
- Sturdy base plate
- Removable speaker grille with acoustic material and invisible magnetic mount
- Bass reflex configuration with flow-optimized reflex port
- Screwed-in rubber spikes for stability on any surface

CS SERIE

| | CS 40 | CS 10 |
|---------------------------|--|--|
| Frequency Response | 70-18.000 Hz | 70-18.000 Hz |
| Principle | Two-way stereo active loudspeaker | Two-way stereo active loudspeaker |
| Equipment | 1 x passive radiator 2 x 25 mm dome tweeter 2 x 120 mm woofer-midrange | 25 mm dome tweeter 1 x 120 mm fullrange loudspeaker |
| Weight | 4,85 kg | |
| Dimensions (WxHxD) | 412 x 230 x 172 mm | 180 x 131 x 90 mm |
| Cabinet surface | Black with anthracite-coloured metal speaker cover | Black with anthracite-coloured metal speaker cover White with silver-coloured metal speaker cover |
| Output power | 50 watts | 15 watts |

WLAN Speaker:

Control:

- Via Qualcomm app for iOS and Android phones and tablets

APPS, IOS APPLE APP STORE (IPHONE), ANDROID GOOGLE PLAY STORE:

- AllPlay Radio: AllPlay Radio (eMbienc Inc.) = internet radio app
- AllPlay Jukebox: AllPlay Jukebox (eMbienc Inc.) = control app for music services, network hard drives, playing back music from the phone

WLAN:

- Supported frequencies: 2.4 GHz and 5 GHz (dual band) (CS 10, CS 40)
- WLAN standard : 802.11 a/b/g/n (CS 10, CS 40)
- Encryption: WPA2 (CS 10, CS 40)
- Operating range: up to 100 m depending on WLAN supply (CS 10, CS 40)

Equipment:

- On/off switch for internal battery on the back (CS10) (CS 10)
- Automatic power down of the CS 40, if no audio input signal received for 15 minutes (CS 40)
- Built-in Lan socket
- Built-in AUX audio input via 3.5 mm jack socket on the back of the CS 40 (CS 40)
- 3 sensor buttons (volume, +/- and mute)
- Internal power supply 100-240 V AC 150 watts (CS40) (CS 40)
- External power supply AC 230V AC/ DC 12V 2A 24 watts (CS10) (CS 10)
- Multicolour status LED: orange = AUX input connected
white = start/operation red = standby green = reset and software update

Multiaudio:

- If several CS 10 speakers are being operated in one WLAN network, each speaker can play different music (limited to 10 speakers approximately / depending on WLAN/internet data transfer). Volume individually adjustable for each speaker via the control app.

Multiroom :

- Up to 10 loudspeakers can be operated in one network.

Grouping:

- Individual speakers can be "joined together" to form groups with the same music. Within a group the volume can be adjusted via the master volume or for each CS speaker individually. Furthermore different groups can be formed or f.i. a group for "party mode".

Output power:

- 50 watts (CS 40)
- 15 watts (CS 10)

CSB 1000

| CSB 1000 | |
|--------------------------------|--|
| Principle | 2 x 2-way systems, active Powered bass reflex subwoofer |
| Equipment | 2 x 1" tweeter 4 x 1.4"x3.5" midrange |
| Power output overall | 180/360 Watts |
| Output power (RMS/Max.) | 4 x 20/40 Watt (L+R channel) 1 x 100/200 Watt (Subwoofer) |
| Frequency Response | 25 - 28.000 Hz |
| Crossover Frequencies | 180 / 3100Hz |
| Dimensions (WxHxD) | 1000 x 79 x 60 mm (Soundbar) 230 x 382 x 418 mm (Subwoofer) |
| Weight | 2.5 kg (Soundbar) 9.4 kg (Subwoofer) |
| Cabinet surface | black |

Active loudspeakers:

Power output overall:

- 180/360 Watts

Equipment:

- WLAN network connection, control via free Allplay Jukebox app for iOS and Android
- Compatible streaming Qualcomm® Allplay™ et Spotify®
- Easy to install due to numerous inputs, can be connected directly to the TV due to HDMI®
- Dolby® Digital decoder (for HDMI® and digital input)
- HDMI® with ARC and CEC function (Soundbar can be controlled via TV remote control)
- 3 additional HDMI® audio/video inputs with loss-free video repeater function, ultra-HD compatible (4K)
- Bluetooth® with the latest high-end audio standard "Qualcomm® aptX™" ensures the transmission of CD-quality music
- Perfect integration in the living room through the slim soundbar with a sturdy wall bracket and compact subwoofer
- Realistic, DSP-controlled 3D surround sound for movies and music
- Additional bass and treble controls (via the menu) for optimum sound adjustment
- Adjustable subwoofer level
- Night mode with reduced dynamic for use at volume-sensitive times
- Entirely controlled through the system remote control
- Easy-to-read LED info-display on the front panel
- Various connecting cables included

Technology Soundbar:

- Two high-quality stereo 2-way systems with 2 dome tweeters and 4 midranges
- 4-channel power amplifier (separate amplifiers for tweeter and midranges) with digital filtering for best dynamic and sound quality
- 5-digit alphanumeric LED display
- Basic functions can be controlled via a lateral panel
- Sturdy wooden MDF cabinet
- Low standby power consumption

Technology Subwoofer:

- Air-flow optimized bass reflex opening on the front
- Sturdy wooden MDF cabinet
- Separate powered sidefire subwoofer with powerful 10" long-throw
- Digital signal transmission from the soundbar to the subwoofer (5.8GHz-Standard)
- Elegant and compact cabinet design
- Low standby power consumption

Highlights:

- WLAN network connection, control via free Allplay Jukebox app for iOS and Android

Connections:

- Analogue input (3.5 mm jack)
- HDMI® -ARC input for direct connection to the TV
- Optical digital input
- HDMI® -CEC function: Control via TV remote control (if the TV supports this function)
- 3 additional HDMI® audio/video inputs with video repeater function up to 4K resolution (the video signal is output to the HDMI® /ARC port)
- Bluetooth® with Qualcomm® aptX™
- WLAN input for integration in the home network
- Separate power supply for the Soundbar

SBW

SBW 250

| | |
|--------------------------------|--|
| Principle | powered bass-reflex subwoofer 2 x 2-way systems, active |
| Equipment | 2 x 25 mm dome tweeter 4 x 35x90 mm woofers 1 x 200 mm Subwoofer |
| Power output overall | 180/360 Watts |
| Output power (RMS/Max.) | 4 x 20/40 Watt (L+R channel) 1 x 100/200 Watt (Subwoofer) |
| Frequency Response | 25 - 28.000 Hz |
| Crossover Frequencies | 180 / 3100Hz |
| Dimensions (WxHxD) | 1000 x 79 x 60 mm (Soundbar) 196 x 334 x 370 mm (Subwoofer) |
| Weight | 2.5 kg (Soundbar) 6.7 kg (subwoofer) |
| Cabinet surface | black |

Active loudspeakers:

Power output overall:

- 180/360 Watts

Technology:

- Two high-quality stereo 2-way systems with 2 dome tweeters and 4 midranges (Soundbarbar)
- 4-channel power amplifier (separate amplifiers for tweeter and midranges) with digital filtering for best dynamic and sound quality (Soundbarbar)
- 5-digit alphanumeric LED display (Soundbarbar)
- Basic functions can be controlled via a lateral panel (Soundbar)
- Sturdy plastic cabinet ready for wall-mounting (Soundbar)
- Low standby power consumption: <0.5 Watt (Soundbar)
- Separate powered sidefire subwoofer with powerfull long-throw drivers (Subwoofer)
- Digital signal transmission from the soundbar to the subwoofer (2.4GHz standard) (Subwoofer)
- Air-flow optimised bass reflex opening on the front (Subwoofer)
- Elegant and compact cabinet design (Subwoofer)
- Sturdy wooden MDF cabinet (Subwoofer)
- Low standby power consumption: <0.5 Watt (Subwoofer)

Highlights:

- Entirely controlled through the system remote control
- The latest high-end Bluetooth® 4.0 standard „aptX“ ensures the transmission of CD-quality music
- Dolby® Digital decoder (for HDMI® and digital input)
- Easy to install due to numerous inputs, can be connected directly to the TV due to HDMI®
- HDMI® with ARC and CEC function (Sounddeck can be controlled via TV remote control)
- Night mode with reduced dynamic for use at volume-sensitive times
- Easy-to-read LED info display on the front panel
- Fully-fledged, dynamic home cinema sound from a slim soundbar and a wirelessly controlled high-performance subwoofer (SBW 250)
- 3 additional HDMI® audio/video inputs with loss-free video repeater function, ultra-HD compatible (4K)
- Perfect integration in the living room through the slim soundbar with a sturdy wall bracket and compact subwoofer
- Additional bass and treble controls (via the menu) for optimum sound adjustment
- Fully-fledged, dynamic home cinema sound from a slim soundbar and a wirelessly controlled high-performance subwoofer (SBW 250)

Connections:

- HDMI® -ARC input for direct connection to the TV
- Optical digital input
- HDMI® -CEC function: Control via TV remote control (if the TV supports this function)
- 3 additional HDMI® audio/video inputs with video repeater function up to 4K resolution (the video signal is output to the HDMI® /ARC port)
- Bluetooth® with Qualcomm® aptX™

SB 180

| SB 180 | |
|--------------------------------|---|
| Principle | 2 x 2-way systems, active Bassreflex subwoofer |
| Equipment | 2 x 1/2" tweeter 2 x 2" midrange 1 x 165 mm Subwoofer |
| Power output overall | 65/130 Watts |
| Output power (RMS/Max.) | 2 x 15/30 W (L+R-channel) 1 x 35/70 Watts (Subwoofer) |
| Frequency Response | 30 – 22.000 Hz |
| Crossover Frequencies | 200 / 3400Hz |
| Dimensions (WxHxD) | 998 x 78 x 55 mm (Soundbar) 160 x 283 x 310 mm (Subwoofer) |
| Weight | 1.8kg (Soundbar) 3.1 kg (Subwoofer) |
| Cabinet surface | black |

Active loudspeakers:

Power output overall:
• 65/130 Watts

Technology Soundbar:

- Two high-quality stereo 2-way systems with 2 dome tweeters and 2 midranges
- 3-channel power amplifier (separate amplifiers for left/right channel and subwoofer) with digital filtering for best dynamic and sound quality
- Sturdy plastic cabinet ready for wall-mounting
- Low standby power consumption: <0.5 Watt

Technology Subwoofer:

- Separate sidefire-subwoofer with powerful long-throw driver
- Air-flow optimized bass reflex opening on the front
- Compact cabinet design

Highlights:

- Entirely controlled through the system remote control
- Perfect integration in the living room through the slim soundbar with a sturdy wall bracket and compact subwoofer
- Fully-fledged, dynamic home cinema sound from a slim soundbar and a wirelessly controlled high-performance subwoofer
- LED info-display on the front panel
- Four equalizer presets for an optimum reproduction of movies, music, and enhanced speech intelligibility
- Dolby® Digital decoder (for digital input)

Connections:

- Optical digital input
- Mains supply
- Two analogue and one digital audio input
- Bluetooth® input (version 3.0 + EDR)
- Analogue connecting cable included

SOUNDDECKS

| SOUNDDECK 150 | |
|--------------------------------|--|
| Principle | 2 x 2-way systems at the front, integrated vented subwoofer |
| Equipment | 2 x 20 mm dome tweeter 4 x 1.8" midrange 1 x 5.25" subwoofer |
| Output power (RMS/Max.) | 100/200 Watts |
| Frequency Response | 28 - 26.000 Hz |
| Crossover Frequencies | 200 / 3000 Hz |
| Dimensions (WxHxD) | 700 x 80 x 340 mm |
| Weight | 6 kg |
| Cabinet surface | black |

Active loudspeakers:

Highlights:

- Entirely controlled through the system remote control
- Separate standby power-supply unit for low standby power consumption
- Fully-fledged and dynamic home cinema sound from a single speaker system
- Perfect integration into the living room underneath flat screen TVs thanks to its flat construction
- Realistic, DSP-controlled 3D surround sound for movies and music (Sounddeck 150)
- Dolby® Digital decoder (for HDMI® and digital input)
- Easy to install due to numerous inputs, can be connected directly to the TV due to HDMI®
- Night mode with reduced dynamic for use at volume-sensitive times
- Bluetooth® with the latest high-end audio standard „aptX® “ ensures the transmission of CD-quality music
- Realistic, DSP-controlled 3D surround sound for movies and music (Sounddeck 150)
- Easy-to-read LED info display on the front panel
- Various connecting cables included
- Built-in downfire subwoofer with powerful long-throw driver on the bottom of the housing
- Air-flow optimised bass reflex opening for the subwoofer on the back

Cabinet :

- Noble, flat cabinet
- Sturdy and low-resonance MDF case

Connections:

- Digital input (optical)
- Digital input (coaxial)
- HDMI® -ARC input for direct connection to the TV
- HDMI® -CEC function: Control via TV remote control (if the TV supports this function)
- Bluetooth® with aptX®
- Analogue RCA input
- USB input to playback MP3 and WMA files

CINEMA ULTRA

| | CINEMA ULTRA LCR 100-THX | CINEMA ULTRA RD 200-THX | CINEMA ULTRA SUB 300-THX | CINEMA ULTRA AEH 400-ATM |
|-------------------------------------|---|---|---|--|
| Power Handling (RMS/Max.) | 220/350 watts | 150/240 watts | | 50/120 Watts |
| Principle | THX Ultra2-certified LCR Speaker 2 way, sealed | 2 way, sealed THX Ultra2-certified dipole surround Speaker | THX Ultra2-certified active high-performance subwoofer Dual passive radiator | Dolby Atmos-enabled high-performance add-on loudspeaker with direct-radiating mode |
| Sensitivity (2.8V/1m) | 93 dB | 89 dB | | 89 dB |
| Impedance | 4 – 8 Ohm | 4 – 8 Ohm | | 6 ohms |
| Recommended Amplifier Output | > 50 Watts | > 40 Watts | | 20 - 120 Watts |
| Equipment | 2 x 6.5" Midrange-woofer 1.65" dome-tweeter | 170 mm woofer-midrange 2 x 1.65" dome-tweeter | 320 mm subwoofer 2 x 320 mm passive radiator | 1 x 5,25" coaxial speaker |
| Output power (RMS/Max.) | | | 550/1100 watts | |
| Frequency Response | 80 - 27.000 Hz | 80 - 27.000 Hz | 18 - 200 Hz | 45 – 37.000 Hz |
| Crossover Frequencies | 1.550 Hz | 1.500 Hz | THX: without filtering Line-Modus: 40-180 Hz | Atmos-Modus: 3.200 Hz Direct-Modus: 3.300 Hz |
| Phase | | | 0° to 180° continuously variable | |
| Dimensions (WxHxD) | 280 x 520 x 188 mm | 400 x 300 x 160 mm | 468 x 461 x 460 mm 468 x 461 x 478 mm (incl. amplifier) | 280 x 150 x 188 mm |
| Weight | 12.5 kg | 7.6 kg | 32,5 kg | 3.7 kg |
| Cabinet surface | Front: black silk matt / body: textured film - anthracite | Front: black silk matt / body: textured film - anthracite | Front: black silk matt / body: textured film - anthracite | Front: black silk matt / body: textured film - anthracite |

Loudspeaker:

High-performance front loudspeaker:

- THX Ultra2-certified front loudspeaker / centre loudspeaker for the Magnat Cinema Ultra set (Cinema Ultra LCR 100-THX)
- Can be operated in a vertical or horizontal position, ensuring maximum set-up flexibility (Cinema Ultra LCR 100-THX)
- All of the chassis have been specially developed for the Cinema Ultra set in order to meet the very strict requirements of the THX Ultra2 standard (Cinema Ultra LCR 100-THX)
- The loudspeaker chassis are identical to the dipole surround sound loudspeaker RD 200-THX for optimum tonal harmony (Cinema Ultra LCR 100-THX)
- Particularly tight-fitting chassis layout and specially tuned crossover for uniquely homogeneous horizontal and vertical dispersion characteristics (Cinema Ultra LCR 100-THX)
- Perfect tonal harmony through identical loudspeakers for all three front channels (Cinema Ultra LCR 100-THX)
- Top acoustic performance through individual components developed for high performance in all details (Cinema Ultra LCR 100-THX)
- Markedly compact and flat enclosure for easy and unobtrusive integration into every home cinema system (Cinema Ultra LCR 100-THX)
- Various set-up and wall-mounting options (Cinema Ultra LCR 100-THX)
- Can also be used according to THX Ultra2 guidelines as a directly emitting surround or rear surround loudspeaker (Cinema Ultra LCR 100-THX)

High-performance dipole surround loudspeaker:

- THX Ultra2-certified dipole surround Speaker (Cinema Ultra RD 200-THX)
- All of the chassis have been specially developed for the Cinema Ultra set in order to meet the very strict requirements of the THX Ultra2 standard (Cinema Ultra RD 200-THX)
- Enveloping surround soundscape without speaker localisation due to the special chassis layout (Cinema Ultra RD 200-THX)
- Specially tuned crossover for optimally diffuse sound emission according to the strict requirements of the THX Ultra2 standard (Cinema Ultra RD 200-THX)
- Top acoustic performance through individual components developed for high performance in all details (Cinema Ultra RD 200-THX)
- Markedly compact and flat enclosure for easy and unobtrusive integration into every home cinema system (Cinema Ultra RD 200-THX)
- Various wall-mounting options (Cinema Ultra RD 200-THX)
- Can also be used according to the THX Ultra2 guidelines as a rear surround dipole loudspeaker (Cinema Ultra RD 200-THX)

High-performance add-on loudspeaker:

- Dolby Atmos-certified add-on loudspeaker matching the Magnat Cinema Ultra set (Cinema Ultra AEH 400-ATM)
- The diaphragm materials are identical to the front and surround sound loudspeakers of the Magnat Cinema Ultra for optimum tonal harmony (Cinema Ultra AEH 400-ATM)
- Coaxial chassis layout and specially tuned crossover for ideally homogeneous dispersion characteristics (Cinema Ultra AEH 400-ATM)
- Compact, flat enclosure for easy and inconspicuous integration into every home cinema system (Cinema Ultra AEH 400-ATM)
- Can also be used as a directly emitting wall or ceiling loudspeaker (Cinema Ultra AEH 400-ATM)
- Two integrated crossovers that can be selected via a switch for extremely flexible use: "Atmos mode" for ceiling reflection according to Dolby Atmos guidelines: "Direct mode" for direct emission use on the wall or ceiling (Cinema Ultra AEH 400-ATM)

Chassis:

- Coaxial loudspeaker specially developed in accordance with the strict Atmos guidelines (Cinema Ultra AEH 400-ATM)
- 25mm tweeter with silk compound cone and computer-optimised acoustic equalizer (Cinema Ultra AEH 400-ATM)
- 130mm subwoofer with rigid ceramic-aluminium sandwich diaphragm and highly resilient voice coil (Cinema Ultra AEH 400-ATM)
- Flow-optimised, extremely sturdy die-cast aluminium cage with high-quality trim ring secured with six screws (Cinema Ultra AEH 400-ATM)

Cabinet :

- Removable protective fabric grille with optimum sound transmissivity and concealed magnet fastenings (Cinema Ultra AEH 400-ATM)
- Very stable, braced MDF enclosure with particularly low-resonance, 30 mm thick baffle (Cinema Ultra LCR 100-THX)
- Cinema Ultra stealth design comprising: offset baffle in a high-quality deep black silk matt lacquer finish durable brushed-metal textured film in anthracite on the body front panel and trim rings in matt black with a black chrome gloss ring magnetically held cloth cover on a thin MDF frame low-reflection metal logo in brushed titanium look (Cinema Ultra LCR 100-THX, Cinema Ultra RD 200-THX)
- Closed housing for reproduction absolutely free of background noise at high levels according to the THX Ultra2 standard (Cinema Ultra LCR 100-THX, Cinema Ultra RD 200-THX)
- Rotating Magnat/THX logo for correct alignments in vertical or horizontal operation (Cinema Ultra LCR 100-THX)
- Removable fabric protection grille with optimum sound transmission and invisible magnet attachment (Cinema Ultra LCR 100-THX, Cinema Ultra RD 200-THX)
- Sophisticated mounting system with numerous variations Wall-fixing mountings according to the widespread VESA standard, hole pattern 200x200mm M6 Sturdy metal wall brackets for vertical and horizontal mounting with silicone spacer (Cinema Ultra LCR 100-THX)
- Braced MDF enclosure with particularly low-resonance, 30 mm thick baffle (Cinema Ultra RD 200-THX)
- Sophisticated mounting system with numerous variations

- Wall-fixing mountings according to the widespread VESA standard, hole pattern 100x200mm M4; Stable metal brackets for wall mounting with silicone spacers; (Cinema Ultra RD 200-THX)
- Stable enclosure in console form, with the dimensions and design adapted for combination with the Magnat Cinema Ultra system (Cinema Ultra AEH 400-ATM)
- Cinema Ultra stealth design comprising: offset baffle in a high-quality deep black silk matt lacquer finish; durable brushed-metal textured film in anthracite on the body; front panel and trim rings in matt black with a black chrome gloss ring; magnetically held cloth cover on a thin MDF frame; low-reflection metal logo in brushed titanium look (Cinema Ultra AEH 400-ATM)
- Closed housing for reproduction absolutely free of background noise at high levels (Cinema Ultra AEH 400-ATM)
- Sophisticated mounting system with numerous variations
- Wall-fixing mountings according to the widespread VESA standard, hole pattern 100x100mm M4; Sturdy metal wall brackets for wall mounting with silicone spacer; Adhesive silicone feet provided for set-up on front loudspeakers, sideboards etc. (Cinema Ultra AEH 400-ATM)

Tweeter:

- Extremely large 42 mm high-performance polyfibre-compound cone (Cinema Ultra LCR 100-THX, Cinema Ultra RD 200-THX)
- Computer-optimised Waveguide front panel with integrated diffusor for optimum dispersion characteristics according to the strict THX Ultra2 standard (Cinema Ultra LCR 100-THX, Cinema Ultra RD 200-THX)
- Extremely powerful neodymium annular magnet system for the highest efficiency and outstanding broadband capability (Cinema Ultra LCR 100-THX, Cinema Ultra RD 200-THX)
- Highly resilient precision voice coil on a ventilated aluminium support (Cinema Ultra LCR 100-THX, Cinema Ultra RD 200-THX)
- Solid die-cast aluminium enclosure with large pole piece hole (Cinema Ultra LCR 100-THX, Cinema Ultra RD 200-THX)
- Multiple damped coupling volume for particularly low resonance frequency (Cinema Ultra LCR 100-THX, Cinema Ultra RD 200-THX)
- Fine mesh cover grille for a discreet look (Cinema Ultra RD 200-THX)

midrange-woofer:

- Flow-optimised, highly stable die-cast aluminium cage to avoid compression effects and resonances (Cinema Ultra LCR 100-THX, Cinema Ultra RD 200-THX)
- (Cinema Ultra LCR 100-THX, Cinema Ultra RD 200-THX)
- Multiple-ventilated high-performance voice coil for high resilience (Cinema Ultra LCR 100-THX, Cinema Ultra RD 200-THX)
- Rigid ceramic/aluminium sandwich cone and dust cap for optimum precision (Cinema Ultra LCR 100-THX, Cinema Ultra RD 200-THX)
- 8 screw fixings for firm anchoring in the baffle (Cinema Ultra LCR 100-THX, Cinema Ultra RD 200-THX)

Crossover:

- Particularly elaborate, amplitude and phase-optimised crossover to meet the strict THX Ultra2 standard (Cinema Ultra LCR 100-THX)
- Single-wiring connection terminal with gold-plated, acrylic sealed terminals (Cinema Ultra LCR 100-THX, Cinema Ultra RD 200-THX)
- Amplitude and phase-optimised crossover to meet the strict THX Ultra2 standard (Cinema Ultra RD 200-THX)
- Switchable dual crossover in one loudspeaker, optimised for the respective operating mode (Cinema Ultra AEH 400-ATM)
- Amplitude and phase-optimised crossover to meet the strict THX Ultra2 standard (Cinema Ultra AEH 400-ATM)
- High-quality connection terminal with stable, gold-plated and encapsulated screw terminals and a toggle switch for selecting the operating mode (Cinema Ultra AEH 400-ATM)

Active subwoofers :

Amplifiers:

- Class D high-performance amplifier specially developed for this subwoofer
- Class D technology and a switch mode power supply ensure low heating and compact dimensions despite extremely high-efficiency performance
- Real-time limiter minimises distortions and prevents overloading
- Active frequency range equalisation according to the strict THX Ultra2 guidelines
- THX input and stereo inputs for flexible use in any surroundings
- Adjustable volume, phase and crossover frequency (in stereo mode)
- Auto stand-by and automatic switch-on for high user convenience
- Low stand-by power consumption < 1 Watt

High-performance subwoofer:

- All of the chassis have been specially developed for the Cinema Ultra set in order to meet the very strict requirements of the THX Ultra2 standard
- THX Ultra2-certified subwoofer for the Magnat Cinema Ultra set
- Top acoustic performance through individual components developed for high performance in all details
- Non-ventilated design to eliminate any air-flow noise at high levels
- Two long-stroke passive diaphragms adapted to the woofer and enclosure volume ensure deep extended bass without any background noise

Woofer:

- 30 cm high-performance long-stroke woofer, 30 cm long-stroke passive diaphragms with selber Membran
- Flow-optimised, highly stable die-cast aluminium cage to avoid compression effects and resonances
- Double-magnet high-power drive system with inductivity control ring for extremely low distortion
- Extremely large linear hub for maximum signal purity with large deflections
- Multiple-ventilated high-performance voice coil for high resilience
- Multiple coated paper diaphragm and dust cap for ideal rigidity
- Low-loss rubber surrounds for woofer and passive diaphragms
- 8 screw fixings for firm anchoring in the baffle

Cabinet :

- Very stable, braced MDF enclosure with particularly low-resonance, 45mm thick baffle

NEEDLE ALU SUPER

| | NEEDLE ALU SUPER TOWER | NEEDLE ALU SUPER CENTER | NEEDLE ALU SAT |
|------------------------------|--|--|--|
| Principle | 2 way bass reflex, double bass | 2 way double bass | 2 way speaker |
| Equipment | 13 mm tweeter 4 x 70 mm woofer-midrange | 13 mm tweeter 4 x 70 mm woofer-midrange | 13 mm tweeter 70 mm midrange-woofer |
| Power Handling (RMS/Max.) | 70 / 120 watts | 65 / 100 watts | 45/70 watts |
| Sensitivity (2.8V/1m) | 90 dB | 90 dB | 88 dB |
| Impedance | 4 – 8 Ohm | 4 – 8 Ohm | 4 – 8 Ohm |
| Frequency Response | 45 - 30000 Hz | 55 - 30000 Hz | 75 - 30000 Hz |
| Crossover Frequencies | 400 Hz / 3700 Hz | 400 Hz / 3700 Hz | 3700 Hz |
| Recommended Amplifier Output | 20 - 120 Watts | 20 - 100 Watts | 20 - 70 Watts |
| Dimensions (WxHxD) | 90 x 1025 x 115 mm | 402 x 90 x 115 mm | 90 x 145 x 115 mm |
| Weight | 6.8 kg | 2.3 kg | 0.9 kg |

Loudspeaker:

Highlights:

- Loudspeakers magnetically shielded
- Overload protection

Cabinet :

- Sturdy aluminium case

Tweeter:

- Very light PC tweeter-dome

midrange-woofer:

- Low/mid-range loudspeaker with specially hardened cellulose cone and `low distortion` centring

Connections:

- Solid connecting terminals

CINEMOTION 510

| | CINEMOTION 510 SAT | CINEMOTION 510 CENTER | CINEMOTION 510 SUB |
|------------------------------|----------------------------|----------------------------|---|
| Principle | 2 way speaker | 2 way center speaker | Active bass-reflex subwoofer, down-fire |
| Equipment | ½" tweeter 85 mm woofer | ½" tweeter 85 mm woofer | 170 mm subwoofer |
| Power Handling (RMS/Max.) | 50/100 Watts | 60/120 Watts | |
| Output power (RMS/Max.) | | | 40/100 Watts |
| Sensitivity (2.8V/1m) | 88 dB | 89 dB | |
| Impedance | 4 – 8 Ohm | 4 – 8 Ohm | |
| Frequency Response | 90 – 32000 Hz | 80 - 32000 Hz | |
| Crossover Frequencies | 5.000 Hz | 5.000 Hz | Adjustable from 50 to 150 Hz |
| Recommended Amplifier Output | > 15 watts | > 15 watts | |
| Dimensions (WxHxD) | 90 x 110 x 110 mm | 210 x 90 x 110 mm | 225 x 380 x 350 mm |
| Weight | 0.9 kg | 1.6 kg | 8.5 kg |
| Cabinet surface | black | | black |

Satellite speakers:

Highlights:

- Loudspeakers magnetically shielded
- Klippel®-optimised overall design

Cabinet :

- Bass-reflex design
- Fibre-filled ABS cabinet

Loudspeaker drivers:

- Newly developed coaxial loudspeaker

Tweeter:

- 15 mm tweeter with silk dome and acoustically optimised horn attachment

midrange-woofer:

- woofer-midrange with high-performance double magnet system, high-quality voice-coil
- Coated paper cone

Connections:

- Solid connecting terminals

Center speaker:

Highlights:

- Loudspeakers magnetically shielded
- Overload protection

Cabinet :

- Bass-reflex design
- Fibre-filled ABS cabinet

Connections:

- Solid connecting terminals

Active subwoofers :

Highlights:

- Very compact active subwoofer with sturdy MDF case
- Simple 'AV plug & play' operation

Cabinet :

- Down-fire construction

Amplifier and power supply:

- LPC circuit
- Adjustable volume and crossover frequency

NEW OMEGA 380

| NEW OMEGA 380 | |
|-------------------------|---|
| Principle | Active bass-reflex subwoofer, down-fire |
| Equipment | 380 mm woofer |
| Output power (RMS/Max.) | 150/300 watts |
| Frequency Response | 17 - 200 Hz |
| Crossover Frequencies | Adjustable from 50 to 150 Hz |
| Phase | 0° - 180° switchable |
| Dimensions (WxHxD) | 458 x 545 x 620 mm |
| Weight | 30,5 kg |
| Cabinet surface | Black textured veneer |

Active subwoofers :

Amplifiers:

- Front panel with LED status display and controls for volume and crossover frequency
- Volume and power/standby mode can also be controlled via the supplied remote control
- Active frequency response equalization up to 150 Hz (LPC circuit) for seamless integration in AV environments
- Automatic standby function with low power consumption <0.5 watts (can be switched off)
- Selectable mains voltage (115/230 V)
- Power switch
- Switchable phase 0° / 180°

Cabinet :

- Sturdy MDF housing with elaborate bracing and decorative veneer (body: Hairline texture, top: Leather texture)
- Sturdy MDF housing with elaborate bracing and decorative veneer (body: Hairline texture, top: Leather texture)
- "Down-firing" principle
- Two generously dimensioned Airflex ports with low flow resistance
- Sturdy feet with large silicon base

Woofer / midrange:

- Coated and hardened paper cone guarantees deep-reaching reproduction with simultaneous pulse fidelity
- Ventilated high-performance voice coils guarantee highest operational reliability
- 380 mm high-power long-throw woofer with Klippel® -optimized magnet system

BETA SUB

| BETASUB 20 A | |
|-------------------------|---|
| Principle | Active bass-reflex subwoofer, down-fire |
| Equipment | 200 mm woofer |
| Output power (RMS/Max.) | 70 / 140 watts |
| Frequency Response | 25 – 200 Hz |
| Crossover Frequencies | Adjustable from 50 to 200 Hz |
| Phase | 0° - 180° switchable |
| Dimensions (WxHxD) | 260 x 430 x 400 mm |
| Cabinet surface | Black Satin/Ash Decor Black silver |

Active subwoofers :

Cabinet :

- Down-fire construction
- Flow-optimised "Airflex" reflex tube
- Rubber spikes included

Woofer / midrange:

- high-power long-throw woofer

Amplifier and power supply:

- Real-time limiter
- LPC circuit
- Adjustable volume and crossover frequency
- Phase switchable from 0° to 180°
- Automatic standby circuit
- Selectable mains voltage (115/230 V)
- Mains switch

Connections:

- High level input
- Low-level inputs

MULTI MONITOR 220

MULTI MONITOR 220

| | |
|----------------------------------|--|
| Principle | Powered stereo bookshelf speaker 2-way bass reflex, active |
| Power Handling (RMS/Max.) | Active |
| Equipment | 25 mm dome tweeter 5" woofer- midrange |
| Output power (RMS/Max.) | 2 x 40 / 2 x 80 W |
| Frequency Response | 35 - 40.000 Hz |
| Crossover Frequencies | 3.200 Hz |
| Dimensions (WxHxD) | 178 x 298 x 235 mm |
| Weight | Active speaker: 5.0 kg, Passive speaker: 4.4 kg |
| Cabinet surface | Black satin / Black decor |

Active loudspeakers:

Chassis:

- Fmax tweeter with advanced frequency range, dual-compound cloth dome and neodymium drive
- 25 mm fmax tweeter with soundguide for optimised dispersion properties and powerful ferrite drive for excellent dynamics
- Solid metal basket with generous ventilation openings

Cabinet :

- Airflex port with rounded reflex opening for reducing wind noises
- Sturdy and low-resonance case design with E1 MDF wooden boards
- Removable speaker grille with acoustic material and invisible magnetic mount
- Resonance-damping rubber spikes included in delivery

Crossover:

- Amplitude- and phase-optimised crossover with acoustic 24 dB filters and high-quality components
- High-quality terminal with solid gold-plated and capsulated screw connectors

SYMBOL PRO

| | SYMBOL PRO 160 | SYMBOL PRO 130 | SYMBOL PRO 110 |
|-------------------------------------|---|---|---------------------------------------|
| Principle | 2 way bass reflex | 2 way bass reflex | 2 way bass reflex |
| Equipment | 19 mm tweeter 160 mm midrange-woofer | 19 mm tweeter 140 mm midrange-woofer | 19 mm tweeter 4,5" Woofer-midrange |
| Power Handling (RMS/Max.) | 100/225 watts | 80 / 200 watts | 60 / 150 watts |
| Sensitivity (2.8V/1m) | 92 dB | 90 dB | 89 dB |
| Impedance | 4 – 8 Ohm | 4 – 8 Ohm | 4 – 8 Ohm |
| Frequency Response | 30 - 35000 Hz | 35 – 35000 Hz | 40 - 30000 Hz |
| Crossover Frequencies | 4.000 Hz | 4.000 Hz | 4.000 Hz |
| Recommended Amplifier Output | 20 - 220 Watts | 20 - 200 Watts | 20 - 150 Watts |
| Dimensions (WxHxD) | 180 x 310 x 240 mm | 151 x 255 x 215 mm | 120 x 205 x 160 mm |

Loudspeaker:

Highlights:

- Moisture-proof loudspeaker system, also suitable for damp rooms (bathrooms)
- Loudspeakers magnetically shielded
- Overload protection
- Sturdy wall mount, horizontally and vertically infinitely adjustable

Cabinet :

- Bass-reflex design
- Compact shelf loudspeaker with low resonance, glass-fibre-reinforced ABS case

Tweeter:

- Magnesium tweeter

Woofer / midrange:

- Polypropylene cone

Connections:

- Connection panel with generously dimensioned screw terminals and gold-plated contacts

INTERIOR QUANTUM

| | INTERIOR ICQ 82 | INTERIOR ICQ 62 | INTERIOR ICQ 262 | INTERIOR IWQ 62 |
|-------------------------------------|--------------------------------------|--------------------------------------|-------------------------------------|--------------------------------------|
| Principle | 2-way in-wall/in-ceiling loudspeaker | 2-way in-wall/in-ceiling loudspeaker | 2 x 2 way loudspeaker | 2-way in-wall/in-ceiling loudspeaker |
| Equipment | 25 mm tweeter 200 mm woofer | 25 mm tweeter 160 mm woofer | 2 x 19 mm tweeters 160 mm woofer | 25 mm tweeter 160 mm woofer |
| Power Handling (RMS/Max.) | 120/200 Watts | 100/180 watts | 100/180 watts | 100/180 watts |
| Sensitivity (2.8V/1m) | 91 dB | 90 dB | 91 dB | 90 dB |
| Impedance | 4 Ohm | 4 Ohm | 2 x 4 Ohms | 4 – 8 Ohm |
| Frequency Response | 32 – 26000 Hz | 34 – 26000 Hz | 34 – 26000 Hz | 34 – 26000 Hz |
| Crossover Frequencies | 3800 Hz | 3800 Hz | 4,000 Hz | 3800 Hz |
| Recommended Amplifier Output | 20 - 250 Watts | 20 - 200 Watts | 20 - 200 Watts | 20 - 200 Watts |
| Outer Dimensions Ø | 272 mm | 220 mm | 220 mm | |
| Cutting Out Ø | 240 mm | 193 mm | 193 mm | |
| Mounting depth | 115 mm | 98 mm | 98 mm | 76 mm |
| Outer Dimensions (WxH) | | | | 211 x 297 mm |
| Cutting Out (WxH) | | | | 185 x 272 mm |
| Weight | 1.7 kg | 1.3 kg | 1.4 kg | 1.3 kg |

in-wall/in-ceiling loudspeaker:

Highlights:

- High-End in-ceiling loudspeaker
- Easy installation thanks to clamping mechanism (Interior ICQ 262, Interior ICQ 62, Interior ICQ 82)
- Moisture-proof loudspeaker system, also suitable for damp rooms (bathrooms) (Interior ICQ 262, Interior ICQ 62, Interior ICQ 82)

Loudspeaker drivers:

- Dual tweeter, dual voice coil for the woofer, connection for stereo or mono operation (Interior ICQ 262)
- Coated soft-dome fabric tweeter (Interior ICQ 262, Interior ICQ 62, Interior ICQ 82)
- Tweeter with Swivel technology (can be turned by 35°) (Interior ICQ 62, Interior ICQ 82, Interior IWQ 62)
- Low-resonance aluminium woofer cone in a hairline finish (Interior ICQ 262, Interior ICQ 62, Interior ICQ 82)
- Long-throw rubber surround for maximum excursion (Interior ICQ 262, Interior ICQ 62, Interior ICQ 82)
- Exclusive aluminium designer protective grille (Interior ICQ 262, Interior ICQ 62, Interior ICQ 82)

Crossover:

- High-quality crossovers with triple level adjustment for the high ranges (Interior ICQ 262)
- High-quality crossovers with triple level adjustment for the high- and mid-ranges (Interior ICQ 62, Interior ICQ 82)

Connections:

- Gold plated push terminal (Interior ICQ 262, Interior ICQ 62, Interior ICQ 82)

INTERIOR

| | INTERIOR IW 810 | INTERIOR IW 510 C | INTERIOR IC 82 | INTERIOR IC 62 |
|-------------------------------------|--------------------------------------|--------------------------------------|--------------------------------------|--------------------------------------|
| Principle | 2-way in-wall/in-ceiling loudspeaker | 2-way in-wall/in-ceiling loudspeaker | 2-way in-wall/in-ceiling loudspeaker | 2-way in-wall/in-ceiling loudspeaker |
| Equipment | 25 mm tweeter 200 mm woofer | 25 mm tweeter 2 x 130 mm woofers | 2 x 19 mm tweeters 200 mm woofer | 2 x 19 mm tweeters 160 mm woofer |
| Power Handling (RMS/Max.) | 100/180 watts | 90 / 160 watts | 100/180 watts | 75 / 140 watts |
| Sensitivity (2.8V/1m) | 91 dB | 90 dB | 91 dB | 90 dB |
| Impedance | 4 – 8 Ohm | 4 – 8 Ohm | 4 – 8 Ohm | 4 – 8 Ohm |
| Frequency Response | 32 - 32000 Hz | 38 - 32000 Hz | 32 - 35000 Hz | 35 – 35000 Hz |
| Crossover Frequencies | 3500 Hz | 3500 Hz | 3500 Hz | 3500 Hz |
| Recommended Amplifier Output | 30 - 180 Watts | 30 - 160 Watts | 20 - 180 Watts | 20 - 140 Watts |
| Outer Dimensions Ø | | | 272 mm | 228 mm |
| Cutting Out Ø | | | 238 mm | 195 mm |
| Mounting depth | 90 mm | 85 mm | 100 mm | 80 mm |
| Outer Dimensions (WxH) | 255 x 358 mm | 448 x 222 mm | | |
| Cutting Out (WxH) | 224 x 335 mm | 416 x 190 mm | | |

in-wall/in-ceiling loudspeaker:

Highlights:

- High-End in-ceiling loudspeaker (Interior IW 610, Interior IW 810)
- High-End in-wall/in-ceiling loudspeaker (Interior IC 62, Interior IC 82)
- Simplest installation with the help of a special clamping mechanism
- Multi-directivity circuit for optimum adaptation to room acoustics (Interior IC 62, Interior IC 82)
- High-End built-in center speaker (Interior IW 510 C)

Loudspeaker drivers:

- Twin tweeters each with 19 mm aluminium dome and strong neodymium drive (Interior IC 62)
- Tweeter with 25 mm aluminium dome and strong neodymium drive (Interior IW 510 C, Interior IW 610, Interior IW 810)
- Tweeter with 19 mm aluminium dome and strong neodymium drive (Interior IC 82)
- Tweeter may be aligned with the listening position (Interior IW 510 C, Interior IW 610, Interior IW 810)
- Special tweeter layout for best omnidirectional characteristics (Interior IC 62, Interior IC 82)
- Low/mid-range loudspeaker with carbon/glass-fibre cone and phase-correction element

Crossover:

- High-quality, phase-and amplitude-corrected crossover APOC
- Switchable treble elevation (Interior IW 510 C, Interior IW 610, Interior IW 810)

Connections:

- Solid connecting terminals

INTERIOR PERFORMANCE

| | INTERIOR ICP 82 | INTERIOR ICP 62 | INTERIOR ICP 52 | INTERIOR IWP 62 | INTERIOR IWP 82 |
|-------------------------------------|--------------------------------------|--------------------------------------|--------------------------------------|--------------------------------------|--------------------------------------|
| Principle | 2-way in-wall/in-ceiling loudspeaker | 2-way in-wall/in-ceiling loudspeaker | 2-way in-wall/in-ceiling loudspeaker | 2-way in-wall/in-ceiling loudspeaker | 2-way in-wall/in-ceiling loudspeaker |
| Equipment | 19 mm tweeter 200 mm woofer | 19 mm tweeter 160 mm woofer | 19 mm tweeter 130 mm woofer | 25 mm tweeter 160 mm woofer | 25 mm tweeter 200 mm woofer |
| Power Handling (RMS/Max.) | 80 / 140 watts | 70 / 120 watts | 60/100 Watts | 70 / 120 watts | 80 / 140 watts |
| Sensitivity (2.8V/1m) | 91 dB | 90 dB | 89 dB | 90 dB | 91 dB |
| Impedance | 8 Ohms | 8 Ohms | 8 Ohms | 8 Ohms | 8 Ohms |
| Frequency Response | 34 – 24000 Hz | 36 – 24000 Hz | 38 – 24000 Hz | 36 – 26000 Hz | 34 – 26000 Hz |
| Crossover Frequencies | 4.000 Hz | 4.000 Hz | 4.000 Hz | 3800 Hz | 3800 Hz |
| Recommended Amplifier Output | 20 - 160 Watts | 20 - 140 Watts | 20 - 120 Watts | 20 - 140 Watts | 20 - 160 Watts |
| Outer Dimensions Ø | 275 mm | 233 mm | 202 mm | | |
| Cutting Out Ø | 240 mm | 198 mm | 168 mm | | |
| Mounting depth | 102 mm | 88 mm | 81 mm | 67 mm | 88 mm |
| Outer Dimensions (WxH) | | | | 218 x 305 mm | 254 x 359 mm |
| Cutting Out (WxH) | | | | 185 x 272 mm | 218 x 321 mm |
| Weight | 1.4 kg | 1.0 kg | 1.0 kg | 1.3 kg | 1.6 kg |

in-wall/in-ceiling loudspeaker:

Highlights:

- Built-in wall and ceiling loudspeakers
- Easy installation thanks to clamping mechanism
- Moisture-proof loudspeaker system, also suitable for damp rooms (bathrooms)

Loudspeaker drivers:

- Dual tweeter, dual voice coil for the woofer, connection for stereo or mono operation (Interior ICP 262)
- PET dome tweeter
- Tweeter with Swivel technology (can be turned by 35°) (Interior ICP 52, Interior ICP 62, Interior ICP 82, Interior IWP 62, Interior IWP 82)
- Hairline polypropylene woofer cone
- Long-throw rubber surround for maximum excursion
- Sturdy protective grille

Crossover:

- High-quality crossovers with triple level adjustment for the high ranges

Connections:

- Gold plated push terminal

COPYRIGHTS

| Page | Product | Copyright |
|------|----------------------|---|
| 12 | M1000 | © mmphotographie.com, www.fotolia.com |
| 30 | Quantum Edelstein | © mmphotographie.com, www.fotolia.com |
| 32 | Signature 1100 | © in4mal, www.shutterstock.com |
| 36 | Quantum 750 | © ivan.wupi, www.fotolia.com |
| 42 | Quantum 720 | © sedat seven, www.shutterstock.com |
| 48 | Shadow | © mmphotographie.com, www.shutterstock.com |
| 56 | Tempus | © sedat seven, www.shutterstock.com |
| 68 | CS | © Atiketta Sangasaeng, www.fotolia.com |
| 70 | CS | © Ben Bryant, www.shutterstock.com |
| 72 | CSB | © JR-stock, www.shutterstock.com |
| 76 | SBW 250 | © Kalakutskiy Mikhail, www.shutterstock.com |
| 78 | SBW 250 | © PhotoSerg, www.shutterstock.com |
| 84 | Sounddeck 150 | © Ventura, www.shutterstock.com |
| 100 | Needle Alu Super | © mmphotographie.com, www.shutterstock.com |
| 100 | Needle Alu Super | © lassedesignen, www.shutterstock.com |
| 104 | Cinemotion 510 | © Keith Muratori, www.shutterstock.com |
| 106 | New Omega 380 | © Kuprynenko Andrii, www.shutterstock.com |
| 118 | Interior Quantum | © BBB3, www.fotolia.com |
| 118 | Interior Quantum | © stokkete, www.fotolia.com |
| 120 | Interior | © deliormanli, www.istockphoto.com |
| 122 | Interior Performance | © Ljupco Smokovski, www.shutterstock.com |



The Bluetooth® word mark and logos are registered trademarks owned by the Bluetooth SIG, Inc. and any use of such marks by Mac Audio is under license. Other trademarks and trade names are those of their respective owners."



Qualcomm is a trademark of Qualcomm Incorporated, registered in the United States, and other countries and used with permission. AllPlay and the AllPlay icon are trademarks of Qualcomm Atheros, Inc., and used with permission.



The Terms HDMI® and HDMI® High-Definition Multimedia Interface, and the HDMI® Logo are trademarks or registered trademarks of HDMI® Licensing LLC in the United States and other countries.



Dolby and the double-D symbol are registered trademarks of Dolby Laboratories. Dolby Audio is a trademark of Dolby Laboratories. All other trademarks remain the property of their respective owners.
© 2016 Dolby Laboratories, Inc. All rights reserved.



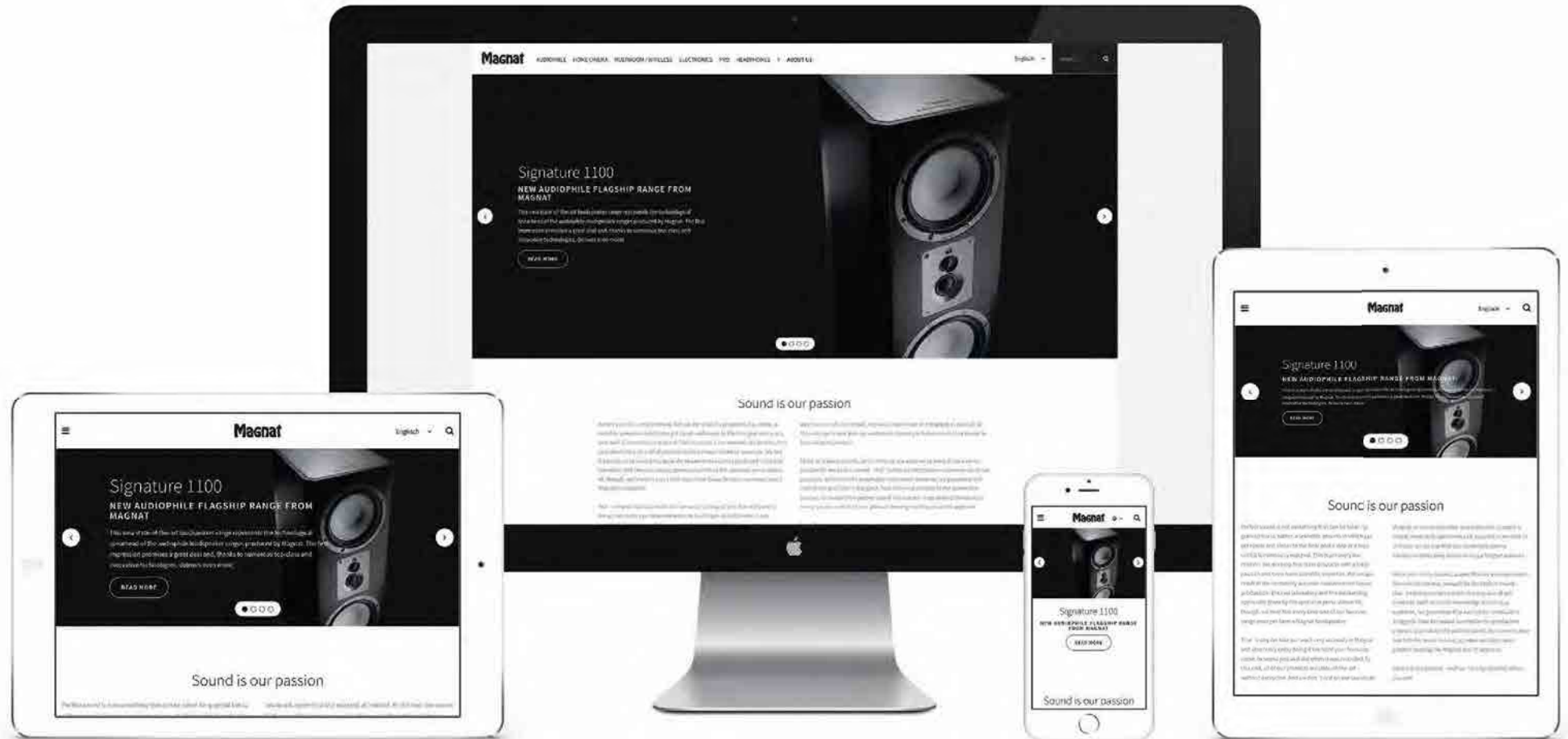
THX and the THX logo are trademarks of THX Ltd. that are registered in the U.S. and other jurisdictions. All rights reserved.



Dolby, Dolby Atmos, Dolby Voice, and the double-D symbol are registered trademarks of Dolby Laboratories. Dolby Audio, Dolby Digital Plus, Dolby Vision, and Feel Every Dimension are trademarks of Dolby Laboratories. © 2015 Dolby Laboratories, Inc. All rights reserved.

Visit us Online!

www.magnat.de



HOME AUDIO 2018

Magnat[®]

MAGNAT Audio-Produkte GmbH
Lise-Meitner-Str. 9 · D-50259 Pulheim
Tel.: +49(0)2234/807-0
Fax +49(0)2234/807-399
www.magnat.de

D59810121