

# Low Profile High Performance

## *Ballasts Featuring Installer-Friendly Universal Input Voltage*

Universal Lighting's **Low Profile High Performance (HP)** ballasts offer the convenience of universal input voltage (108–305 volts) as a standard feature. This technology incorporates the intelligence to sense the input voltage and regulate the input current to the ballast so that the output control to the lamps remains constant across the entire range (108–305 volts). Universal voltage is installer-friendly and eliminates the costly problem of installing ballasts and fixtures with incorrect voltage. This also reduces the inventory requirements for fixture manufacturers, distributors and end users—and ensures you have the right voltage ballasts and fixtures available every time.

Our **Low Profile HP** units also feature a remarkably small case package and cross section for greater flexibility in fixture design. The 1- and 2-lamp models have a height of 1.00," while the 3- and 4-lamp models have a 1.18" height. Since the mounting dimensions and wiring are the same as those on standard ballasts, the low profile HP models easily retrofit into any T12 or T8 fixture. Plus they feature parallel lamp operation; when one lamp fails, the other lamps remain on at full light levels.

This family of ballasts includes 1-, 2-, 3- and 4-lamp instant start models, each operating a wide variety of lamp types through the entire universal voltage range. A ballast factor of .88 for the primary lamps assures full light output—and all performance characteristics conform to ANSI requirements.

All **Low Profile** ballasts are manufactured using the latest Surface Mount Technology—an automated process that improves reliability. And they fully conform to EPACT (Energy Policy Act)— a key requirement for many utility incentive programs.

# Triad®

## Features & Benefits

- **Universal input voltage (108–305 volts, 50/60 Hz)**
  - Installer-friendly—you have the right voltage ballast for all jobs
  - Reduces inventory costs and requirements
  - Ideal for international markets with multiple voltages
- **Smaller cross section/size**
  - Optimizes luminaires for T8 lamp size and optics
  - Ideal for thin profile fixtures
- **Lighter weight**
  - Easier to install
  - Less shipping weight
  - Ideal for suspended fixtures
- **Standard mounting footprint and wiring for easy replacement**
  - Fits all standard T12 and T8 fixtures
- **Parallel lamp operation keeps other lamps functioning when one lamp fails**
- **Instant Start operation for maximum energy savings**
- **Full product family of 1–4 lamp 4-foot T8 models available**
- **2-lamp T8 model for 8-foot applications**
- **Manufactured using Surface Mount Technology for enhanced reliability**
- **THD <10%**
- **Meets all ANSI requirements to assure proper lamp and ballast performance**



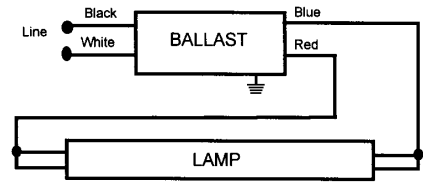
# Low Profile High Performance Ballasts

Catalog Number	Lamp Type	Qty.	Volts	Input Watts	Nominal Line Amps	Power Factor	Ballast Factor	Ballast Efficacy Factor	Total Harmonic Distortion	Wiring Dia.
<b>B132IUNVHP-N</b>										
	F32T8	1	120	31	0.26	>.99	.88	2.84	<10%	1
	F32T8	1	277	31	0.12	>.98	.88	2.84	<10%	1
	F25T8	1	120	24	0.21	>.99	.92	3.83	<10%	1
	F25T8	1	277	24	0.10	>.97	.92	3.83	<10%	1
	F17T8	1	120	17	0.15	>.99	.91	5.35	<10%	1
	F17T8	1	277	17	0.07	>.95	.91	5.35	<15%	1
	F40T8	1	120	37	0.32	>.99	.88	2.34	<15%	1
	F40T8	1	277	37	0.14	>.98	.88	2.26	<10%	1
<b>B232IUNVHP-N</b>										
	F32T8	2	120	59	0.50	>.99	.88	1.49	<10%	2
	F32T8	2	277	58	0.21	>.98	.88	1.52	<10%	2
	F32T8	1	120	36	0.31	>.99	1.05	2.92	<10%	2
	F32T8	1	277	36	0.13	>.98	1.05	2.92	<10%	2
	F25T8	2	120	48	0.40	>.99	.90	1.88	<10%	2
	F25T8	2	277	44	0.16	>.98	.90	2.05	<10%	2
	F17T8	2	120	33	0.28	>.99	.91	2.76	<10%	2
	F17T8	2	277	32	0.12	>.98	.91	2.84	<10%	2
	F40T8	1	120	44	0.37	>.99	1.03	2.34	<10%	2
	F40T8	1	277	43	0.16	>.98	1.03	2.40	<10%	2
<b>B332IUNVHP-A</b>										
	F32T8	3	120	86	0.72	>.99	.88	1.02	<10%	3
	F32T8	3	277	84	0.31	>.98	.88	1.05	<10%	3
	F32T8	2	120	66	0.55	>.99	.99	1.50	<10%	3
	F32T8	2	277	65	0.24	>.98	.99	1.52	<10%	3
	F25T8	3	120	67	0.56	>.99	.90	1.34	<10%	3
	F25T8	3	277	66	0.24	>.98	.90	1.36	<10%	3
	F17T8	3	120	46	0.39	>.99	.92	2.00	<10%	3
	F17T8	3	277	46	0.17	>.97	.92	2.00	<10%	3
	F40T8	2	120	79	0.66	>.99	.95	1.20	<10%	3
	F40T8	2	277	77	0.28	>.98	.95	1.23	<10%	3
<b>B432IUNVHP-A</b>										
	F32T8	4	120	112	0.93	>.99	.88	0.79	<10%	4
	F32T8	4	277	110	0.40	>.99	.88	0.80	<10%	4
	F32T8	3	120	93	0.77	>.99	.94	1.01	<10%	4
	F32T8	3	277	92	0.33	>.99	.94	1.02	<10%	4
	F25T8	4	120	88	0.74	>.99	.89	1.01	<10%	4
	F25T8	4	277	87	0.32	>.98	.89	1.02	<10%	4
	F17T8	4	120	63	0.54	>.98	.90	1.43	<10%	4
	F17T8	4	277	62	0.23	>.98	.90	1.45	<10%	4
<b>B259IUNVHP-A</b>										
	F96T8	2	120	113	0.95	>.99	.88	0.78	<10%	2
	F96T8	1	120	72	0.60	>.99	1.08	1.50	<10%	2
	F96T8	2	277	110	0.40	>.98	.88	0.80	<10%	2
	F96T8	1	277	71	0.26	>.98	1.08	1.52	<10%	2

• Minimum starting temperature of 0° F, -15° C for all applications except operation of (1)F40T8 with the B132IUNVHP-B.

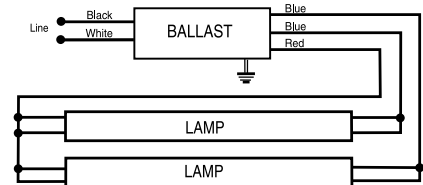
## WIRING DIAGRAMS FOR HP LOW PROFILE BALLASTS

### WIRING DIAGRAM 1



ONE-LAMP APPLICATION  
Ballast Must Be Grounded

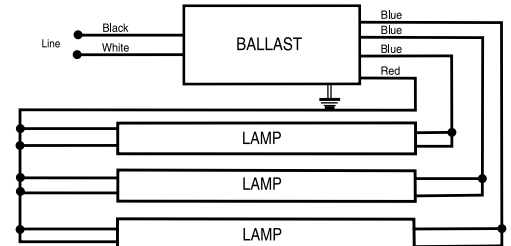
### WIRING DIAGRAM 2



TWO-LAMP APPLICATION  
Ballast Must Be Grounded

Note: For one-lamp application, cap any blue lead, insulate to 600 volts.

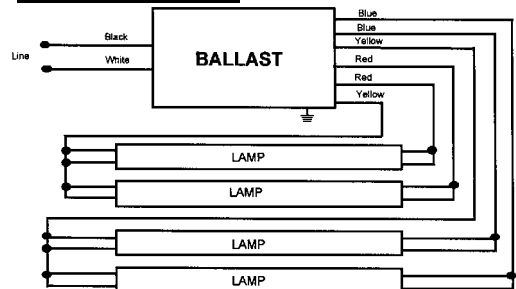
### WIRING DIAGRAM 3



THREE-LAMP APPLICATION  
Ballast Must Be Grounded

Note: For two-lamp application, cap any blue lead, insulate to 600 volts.

### WIRING DIAGRAM 4



FOUR-LAMP APPLICATION  
Ballast Must Be Grounded

Note: For three-lamp application, cap any blue lead, insulate to 600 volts.