



BULLETIN OF THE
Dipterists
Forum

Bulletin No. 72

Autumn 2011



Bulletin No. 72

Autumn 2011

ISSN 1358-5029

Editorial panel

Bulletin Editor Darwyn Sumner
Assistant Editor Judy Webb

Dipterists Forum Officers

Chairman Martin Drake
Vice Chairman Stuart Ball
Secretary John Kramer
Treasurer Howard Bentley
Membership Sec. Mick Parker
Field Meetings Sec. Roger Morris
Indoor Meetings Sec. Malcolm Smart
Publicity Officer Judy Webb
Conservation/BAP Officer Barbara Ismay

Ordinary Members

Chris Spilling, John Showers,
Erica McAlister, John Ismay

Unelected Members

Dip. Digest Editor Peter Chandler

Recording Scheme Organisers

Cranefly	Alan Stubbs & John Kramer
Fungus Gnats	Peter Chandler
Hoverflies	S. Ball & R. Morris
Larger Brachycera	S. Hayhow
Tephritid	Laurence Clemons
Sciomyzidae	Ian McLean
Conopid & Platystomatid	David Clements
Empid & Dollies	Adrian Plant & Martin Drake
Anthomyiidae	Michael Ackland
Chloropidae	John Ismay
Culicidae	Jolyon Medlock
Sepsidae	Steve Crellin
Tachinid	Chris Raper & Matt Smith
Stilt & stalk	Darwyn Sumner
Pipunculid	David Gibbs
Oestridae	Andrew Grayson

Dipterists Forum Website

www.dipteristsforum.org.uk/



Annual Subscription

Obtainable via subscription to Dipterists Forum:
Annual Membership (N.B. Overseas = £20 total)
Forum - £6 (includes Dipterists Bulletin)
Subscription to Dipterists Digest - £9

Contact Mr M. Parker, 9, East Wyld Road, Weymouth, Dorset,
DT4 0RP Email: jmparker_87@hotmail.com
to whom all enquiries regarding delivery of this Bulletin should be addressed

Contributions

Please refer to later in this Bulletin for details of how to contribute and send your material to both of the following:

Bulletin Editor: Darwyn Sumner
122, Link Road, Anstey, Charnwood, Leicestershire LE7 7BX.
0116 212 5075 Darwyn.sumner@ntlworld.com

Assistant Editor: Judy Webb
2 Dorchester Court, Blenheim Road, Kidlington, Oxon. OX5
2JT. 01865 377487 judy.webb@virgin.net

Dipterists Forum Forum

www.dipteristsforum.org.uk/index.php

Photographs: Front cover *Pocota personata*, Syrphidae from the New Forest this April, by Paul Brock, *Criorhina floccosa* also by Paul Brock & *Callicera rufa* by Bob Kemp, above; *Eustalomyia hilaris* by Roger Morris (det. Michael Ackland) on page 31. Other photographs as supplied by the authors or the editorial panel who would be pleased to receive illustrations for general purposes - many thanks for those already sent. If you want to catch the next front cover, please note that the orientation must be upright (portrait)



BULLETIN OF THE **Dipterists** Forum

Contents

Editorial	4
Notice board	5
Dipterists Forum in the NBN	5
Explaining range changes: from county to continent	7
Saint Narcissus of the Flies	8
BAP & Conservation	8
BAP update for England.....	8
New officer needed.....	9
News from the Conservation and BAP Officer	9
ADOPT A SPECIES	11
Conservation	14
Members	16
Membership Matters	16
Training new Dipterists	17
Why not join the BENHS?	18
Obituary	19
Review	21
On the road to Mendelej.....	21
Publications	21
Books.....	21
Checklist updates	23
Websites	23
Reports	23
Meetings	24
Reports	24
Spring Field Meeting.....	24
Summer Field Meeting	25
Forthcoming	28
The future of Dipterists Forum field meetings	28
ANNUAL GENERAL MEETING	31
Diptera Identification Workshops 2011	33
Autumn Field Meeting	34
Spring Field Meeting	34
Summer Field Meeting	34
Autumn Field Meeting.....	34
Events Calendar 2011/12.....	35
Booking your place at events	36
Contributing Bulletin items	36
And now	38
Bananas	38
Outside the saloon	38
Fly sheets	
Hoverfly Newsletter #51	
Fungus Gnat Newsletter #21	
Empid & Dolichopodid Newsletter #16	
Cranefly Newsletter #22	
Records from the Dipterists field meetings 1987 to 2011	
A risk assessment	



Desktop publishing:
Darwyn Sumner

APR 2012 • 100 PAGES • £10.00
ISSN 0014-1755 • 0014-1755
© 2012 THE DIPTERISTS FORUM
WWW.DIPTERISTS.CO.UK

Planning disaster: "I am not alone in concluding that the NPPF (National Planning Framework) is a disastrous document - a blatant developer's charter that will allow many developments to go ahead that would otherwise not have passed strict sustainability tests under previous planning guidance." Sue Everett, British Wildlife, V22 No 6.

Planning for Diptera

Many colleagues over the years have been very keen to emphasise the importance of the Planning system when it came to protecting the environment. I recall one huge meeting held in county hall following a rather unfortunate incident with some bats. The broad message to the contractors, and all those concerned with hiring them and giving them permission to spray a loft space was that "It's the Law, making appropriate allowances for protected species is as mandatory as wearing a hard hat on a building site". Outside of Statutory sites (such as SSSIs, Ramsars etc.) the Planning system is the **only** protection for Local Sites (www.defra.gov.uk/rural/protected/nationally/local-sites/).

The bat people have it easy compared to us Dipterists, all their creatures enjoy maximum protection whilst for us it's been a very labour-intensive process to select out the most representative taxa and get them placed onto a list which offers a somewhat lesser protected status. It is this list and these statuses which Barbara Ismay and our Buglife friends have worked long and hard upon.

The way in which this Planning process works is complex so I hope you'll forgive the following highly simplified (pub beer mat style) chain of events which shows how the Planning system works to conserve sites:

1. Developer (+/- Consultant) > 2. Planner > 3. Consultant (< Online database (e.g. Gateway) +/- LRC data +/- Survey) > 4. Planner (yes or no) > 5. Developer


Every step (>) in the above is governed by a set of rules, either legal or professional, the Consultants via their professional organisation IEEM, the LRC similarly via ALERC and the Planner by ALGE (Association of Local Government Ecologists, www.alge.org.uk), the Law, formal Planning Guidelines arising from that Law and their Local Authority **Biodiversity Duty**.

So if we want our favourite sites conserved we should be interested in anything that appears might upset this system. And indeed there are issues currently causing concern:

A. Data: LRC data is (with very few exceptions) more recent and more extensive than stuff on the Gateway and should be used in all cases but it appears that some Consultants are using Gateway only (contrary to their professional obligations and NBN's advice), these professional organisations have been meeting up recently to iron this problem out.

B. The Planning Law is changing, and with it the Guidelines in which "Farmers and landowners throughout the country will be more able to facilitate economic growth in rural areas following the latest planning policy guidelines introduced by the Government." Fiona Reynolds of the National Trust considers that "Both the tone and the words (of the new guidelines) are sending a very different message that Planning is to promote growth, not to protect the environment." (also see box above)

The public consultation which allows comment on the draft is at <http://www.communities.gov.uk/publications/planningandbuilding/drafftframeworkconsultation> and ends on October 17th.



Dipterists Forum isn't really constituted to campaign on such issues but we do play our part quite often by adding our voice as a very active member of the the Biodiversity community (i.e. part of the NBN) and have good links to NFBR, Buglife, NBNT and others who do campaign very effectively.

Biodiversity Duty

That's the term that needs to be on your lips if you have concerns about species and habitats on your local patch. Your Local Authority has a legal obligation to deliver their "Biodiversity Duty". If you want to know more, Defra have it on their website at <http://www.defra.gov.uk/publications/2011/03/30/pb12584-biodiversity-duty/>

Biodiversity in the UK



The UK All Party Parliament Group on Biodiversity is something to keep your eyes open for in the next year or so. This is a group which is running seminars and networking with interested parties - that's us for some parts of it. It's going to be dealing with a series of topics more or less close to our hearts, "more" would perhaps be the "assessing of the progress implementing the Natural Environment White Paper", "less" would perhaps be "Biodiversity and the Economy". Whatever your particular poison there is a case for us to be represented, that task is being performed through organisations such as NFBR, CEH and NBNT and others (the attendance list to the first meeting on 19th July reads like a "Who's who" in Biodiversity and the Environment). A couple of examples of meetings coming up are:

- a Parliamentary "behind the scenes tour" of the Natural History Museum in early November (so that obliges Erica and Kim to be seen wandering about carrying a drawer of particularly exotic Diptera all month) and
- "Biodiversity and Planning" later in November.

If you want to stay up to date on the activities of this group I would suggest keeping your eye on the NBN website or join NFBR.

(Seminal logo!)

More on page 13

Nature Societies Online

You may have come across this moribund database set up by the NHM at <http://www.nhm.ac.uk/jdsml/research-curation/library/digital-library/nature-societies-online/> Lucy Carter, the OPAL Project Officer tells me that OPAL & the NHM are now actually making progress on its redevelopment. Expect a questionnaire some time.

Notice board

Dipterists Forum in the NBN

Mapmate support

Martin Harvey has produced a guide to species recording using MapMate for the BSBI. If you use MapMate, take a look at <http://mapmate.bsbi.org.uk/>

Reviews

Please keep your eye open for things that might be of interest to the readers of the Bulletin. Books on Diptera are not published very often but there are other topics like conservation and biodiversity that definitely interest us. Equipment for photography, microscopy, collecting and breeding too. Do drop a note to the editors.

Dipterist hot spot

It's happened again! If I go to Old Sulehay in the spring I keep bumping into Dipterists, Roger Morris on several occasions, even Malcolm Smart one time. This year the distant figure with a net resolved itself into Alan Stubbs followed a few minutes later by John Showers amongst a huge flock of net-wavers.

I usually head straight for the sap run on the Horse Chestnut to look for *Brachyopa*, causing much merriment by perching on the stool smoking my pipe and fiddling with my camera. I got it though:



Darwyn Sumner

Mentors Required

Are you willing to act as a mentor for inexperienced members of Dipterists Forum? Inexperienced or new members of the Forum may require a local contact/mentor to assist in identification of specimens, or advice on collecting/curation techniques etc.

If you are willing to act as a mentor please let John Kramer, the DF Secretary, know (john.kramer@btinternet.com) and he will create a contact list. It is envisaged that this contact list will only be available to DF members and that each new member will be advised, on joining, of their closest mentor.

Chris Spilling

Recollections of Dipterists Forum's involvement



It is difficult to be precise about the history of the formation of the NBN but many will say that it arose out of a variety of interests amongst individuals, many of whom were members of NFBR. There were several interests that needed addressing at the time but two broad areas, Local Records Centres and National Recording Schemes predominated, with many other governmental groups such as CEH, English Nature & JNCC providing strong support due to shared interests. Those two themes emerged again with the efforts of the NBN focussing initially on Local Records Centres then transferring attention to assisting National Recording Schemes. Simultaneously, all issues relevant to Biodiversity received their attention, indeed their very name

tells us that it is a National Biodiversity "Network" and thus includes every organisation dealing in that subject (the formal organisation is called the NBN Trust).

My involvement with them dates back to their very early days, my job in the strong Leicestershire LRC gave me opportunities to work closely with both them and NFBR (I was Secretary of the latter for 5 years), I was of particular appeal to them since, by representing both LRCs and Recording Schemes (Dipterists Forum) I wore different hats and could speak through any of them (also the only person you know who loved those round-table introductions just so that I could say that). I worked on the **Linking Local Records Centres** project in 1998.

The NBN (that's the "network" - which by definition includes Dipterists Forum) were always represented when I or other Dipterists Forum people like Stuart Ball (with his JNCC hat), Chris Raper & Matthew Smith (Tachinid hats), Alan Stubbs (hat appropriate to an "umbrella" organisation - see "And now" page) and several others attended the many meetings and conferences arranged by the NBN. The conferences began in 2001 ("New perspectives in biological recording"⁸) and were all well attended by Dipterists, at least up until my last one in 2008. We can all be very proud of the achievements we've made through our involvement. Stuart Ball devised and made huge contributions to Recorder and opportunities to debate and update both it and a host of other issues were set up for us via the NBN Forum (<http://www.nbn.org.uk>) - where it seems that even after an absence of 3 years I'm still 13th in the number of postings - I'm classified as a "veteran", you'll be unsurprised to learn that amongst the people who beat me are Steve McWilliam and four Recorder retailers.

NBN Gateway

During the time that the NBN were doing good work for Local Records Centres, the NBN Gateway was being developed. I provided some of the early test datasets, both from my LRC and from dipterists and so can claim a "second" for diptera species datasets (my Stilt and Stalk flies were beaten by Stuart & Roger's hoverflies) and a "first" for habitats (GIS layers of Leicestershire BAP habitats were provided many years ago and recently are there signs that they may be made available to the public - see Barbara's BAP item). I helped too with the testing of the Gateway and am responsible for some of Andy Brewer's grey hairs, I was a favourite target for this sort of thing as at one time I managed more than 15 datasets on the Gateway. CEH⁵ helped with other

Diptera datasets which is why, of the 9 datasets on the NBN Gateway, they manage the datasets there. Only 4 of us actually manage them on the site ourselves (Stuart, Matt/Chris, Michael Ackland and me) and can periodically update them (easy with Recorder). A reminder too, that there is a Dipterists Forum group that you can join on the NBN Gateway, managed by me (Stuart also has admin privileges) and has 20 DF members so far, all getting more detailed access to the data.

After a couple of years focus on LRCs, the NBN turned their attention in 2001 to helping out Recording Schemes under the guidance of NFBR's Trevor James who was employed by NBNT to (amongst other things) select Recording Schemes who needed the most help² (clearly not Dipterists Forum because we are so well organised but groups like the Fleas or bringing together Trichoptera and Ephemeroptera people to form the River Flies group) as part of the **Networking Naturalists**² which began in October 2001. The flavour of the NBN meetings and conferences that I attended (2001 to 2007) changed and I began to meet fellow dipterists at them, I recall counting



six at one of the several Flett Theatre conferences⁸. Other initiatives and projects began to develop. I recall being at Monks Wood in its final days and NBNT's Andy Brewer (Graham French's predecessor) showing me the germ of what I assume has become the Record Cleaner that Martin Drake writes of in this issue. A small group of us (including Stuart) worked on the digitising and redefining of the Watsonian Vice Counties⁶ (available from NBN - looks like you can bung them on your Garmin GPS now, see <http://forums.nbn.org.uk/viewtopic.php?id=2224>), one memorable meeting for me was at NHM where I saw one of the original Watsonian maps.

NBN Data Standards & Tools Steering Group

Soon after this, the NBN Chairman, Jim Munford, called together what he termed a group of "movers and shakers" to deal with burning issues of the day. Initially attended by a huge number of people from all walks of biodiversity, professional and amateur, and robustly chaired by RSPB's Mark Avery in a packed room at London Wildlife Trust's offices, a handful of topics were identified and the taskforce began to address them. Eventually we got a number of useful outcomes from these groups which have found their way into mainstream guidelines and so on (see NBN website). I was with Andy Brewer, Mark Telfer and CEH's Mark Hill in one we called "Technical & resources". You can see from the range of topics we presented to a meeting of the NBN Trustees in 2007 that they were a mixed bag of things relevant to either LRCs or Recording Schemes (or both):

1. Data standards for GIS polygon datasets (partially resolved, not widely implemented),
2. Metadata standards (this one crossed over to ALERC who dealt with it in a publication concerning Archives & Metadata),

3. Data exchange between MapMate and Recorder¹ (still outstanding),
4. Recorder "lite" (not implemented as such, online recording was controversially considered an adequate substitute),
5. Funding (hmm),
6. LRC Accreditation (dealt with eventually by ALERC),
7. "How fresh is your data?" (bunging Recording Scheme data onto NBN Gateway - this one is still cropping up today - see Martin's comments in this issue).

As a curator and data manager my employers considered this level of networking was appropriate to my role, but jobs change and eventually disappear altogether. I doubt that there are many who could have this high degree of involvement in today's climate. In

2008 I was invited to NBN's headquarters in Nottingham to assist with the user-testing of their new website and I still have contact with them through my involvement with ALERC. That's an outline of our involvement to date, no doubt Stuart and others could add significantly to the above account by dint of their efforts. Dipterists Forum always field large

numbers of representatives on these occasions, for an organisation without full-time officers we do very well.

I'm not sure whether I was a "high flyer" or a "low-flyer supported by the occasional gusts of wind", either way I was presented with one of the scarce "NBN contributor badges" in 2006 (but in 2007 they changed the logo.)

Darwyn Sumner

Company Secretary ALERC, NFBR Secretary (2006-2011)

References

1. Heeley, L. Recorder Survey 2008 Summary information and identification of main issues. (2008).
2. James, T.J. Engaging Societies & Schemes in the National Biodiversity Network. (2003).
3. James, T.J. Improving Wildlife Data Quality. (2006).at <<http://www.nbn.org.uk/About/The-Organisation/NBN-Timeline.aspx>>
4. James, T.J. THE DARWIN GUIDE. (2009).at <<http://www.nbn.org.uk/About/The-Organisation/NBN-Timeline.aspx>>
5. Michael, M.E.A. et al. Biological Records Centre Management Advisory Group minutes of the 7th meeting held at CEH Monks Wood on 26 March 2002. Management 1-12 (2002).
6. NBN Watsonian Vice County Boundaries. at <<http://www.nbn.org.uk/Useful-things/Mapping/VCB-page1.aspx>>
7. NBN Training and support for participation in the NBN. at <<http://www.nbn.org.uk/Guidebooks/Business/Accredation-standards.aspx>>
8. NBN NBN Timeline. (2006).at <<http://www.nbn.org.uk/About/The-Organisation/NBN-Timeline.aspx>>

The above references are directly output from my copy of Mendeley and the citation format is that of Nature. Papers from this sector can be very difficult to locate (e.g. Minutes and reports from meetings, material buried deep inside websites) and the above is not as thorough as one might like. Mendeley does however, provide a simple means of putting all sorts of items at your fingertips - provided you can find them initially - see my item in **Review**

Explaining range changes: from county to continent

A workshop organised by CEH, 7 May 2011



Centre for Ecology & Hydrology

NATURAL ENVIRONMENT RESEARCH COUNCIL

This meeting was arranged by the Biological Records Centre at the Centre for Ecology and Hydrology to give recording schemes a chance to exchange views. The title was rarely reflected in the talks but the overviews given for different schemes showed both progress and a few problems. I went along to see what the Dipterists Forum's schemes could learn from the big boys (Lepidoptera, vascular plants) and from the new and small schemes (lichens, hoppers) more similar to most of ours. Rather than give a summary of the day's proceedings, I thought that my reflections and extrapolations may be more pertinent to Bulletin readers.

From just place and date, the accumulation of records gives us distributions and flight-times, and from this we can infer the habitat preferences, rarity and changes in the fortunes of individual species. That sequence of 'preference, rarity, change' starts with basic biology and becomes increasingly political in its relevance, as hinted at by Chris Preston in his summing-up. But passing from the interested naturalist to the man-in-the-street requires an increasing degree of certainty in the supporting data. It is not surprising that big schemes like butterflies with 7.9M records amassed by c. 10,000 recorders can make some very sound statements about declines and ranges changing in step with climatic warming, backed up with convincing data. It was more worrying that Quentin Groom, speaking for the vascular plants scheme, felt that their data was inadequate for sound analysis, especially when changes were being compared over long time periods. That led me to wonder whether recording schemes fall into the clique of data-rich, and the rest in the riff-raff of data-poor, with only the former being qualified to make statements that politicians would feel compelled to agree with. But perhaps there is no need to score political points with all recording schemes, especially as most non-naturalists don't appreciate the vast number of species in Britain and are readily confused by a plethora of taxa. I am probably being too gloomy about what can be extracted from sparse data since some convincing patterns of change were illustrated using very patchy information collected by the British Lichenology Society, whose distribution maps resemble many for flies – just the home range of a few active recorders. In this case, air quality is the political issue that this society has successfully addressed.

If, among the fly schemes, only hoverflies are recorded well enough to be able to analyse robustly, there are still plenty of ecological issues that other families can tell us about. Alan Stewart made a case for his Auchenorrhyncha (hoppers) scheme generating information on a group of insects that are good indicators of good habitat (*sic*), notably for grassland, heathland and mire. Different fly schemes easily include indicators covering the entire range of habitats. I doubt whether this information can be extracted and confirmed from recording scheme data until we adopt some systematic description of the habitat, although no doubt species reliant on pristine or sympathetically managed countryside will pop out by analysing fuller recording 'cards'.

Arguments over the usefulness of photographic records arose several times in the day. Martin Harvey ran a demonstration of iSpot (www.ispot.org.uk), which is a system designed principally for identifying organisms by posting their picture on the internet. The reliability of the identification is scored by the consensus of responses, so this may provide a source of records as accurate as those made by you and me using a microscope (bearing in mind that we all make mistakes). Clearly this works for most of the big-and-pretty, as Tristan Bantock agreed for his shield bug scheme. I was reminded of Roger Morris's article on the value of photographic records in *British Wildlife* (2010. Web-based natural history recording. *British Wildlife* 21, 313-317) whose rather jaded view of their value may need reviewing in the light of iSpot (and Roger and Stuart's forthcoming hoverfly WildGuide book).

A recurring theme was the value of more structured monitoring of uncommon species, whether these were plants, lichens or hoppers. It is not something that dipterists have got into, except through Barbara's 'Adopt-a-species' project. Structured, repeatable monitoring was strongly advocated by Quentin Groom for vascular plants to give unbiased reference data, as has been done already by the Botanical Society of the British Isles. I think that this intensity of effort is probably the next stage in a mature scheme, such as the hoverflies, but not really applicable to any other of the fly schemes. One argument advanced for doing this was that it was more enjoyable than casual recording, although this depends on what recorders are being asked to do; as Stuart Ball pointed out, there are some 1km squares in the Cambridgeshire Fens that no-one would want to visit more than once as there's nothing there.

The National Biodiversity Network cropped up several times during the day. I like old-fashioned paper atlases, but also find the NBN exceedingly useful. Graham French demonstrated the new NBN mapping procedure that's a lot wizzier than the old one; well, the demo was fast but my machine moved like a moribund maggot. It's based on Bing Maps and has all the information you can get from that well known system, including vice-county boundaries.

Darwyn Sumner describes Dipterists Forum's long-standing links with the NBN in the previous article. It is worth re-iterating that some fly recording schemes have made their data available on the NBN. The hoverfly, stilt & stalk, tachinid and anthomyiid schemes have submitted their data under their scheme names, and BRC holds data used for atlases (old data for 'larger Brachycera', sepsids, dixids, and more recent for craneflies and mosquitoes). However, data are there for only a few Dipterists Forum field meetings, although Roger Morris is redressing this now. That leaves several schemes sitting on their gold-mines of hard-won data, including dolichopodids (that's, um, me).

We all make mistakes, and there's no end of sea-faring flies in most datasets where the 100km square is wrong. So Stuart Ball's NBN Record Cleaner (www.nbn.org.uk/RecordCleaner) is just what we need to eradicate the obvious mistakes. Stuart demonstrated this simple procedure, which anyone who can use to clean their records before sending them to harassed scheme organisers. It points out silly mistakes, such as misspelt species names, and checks that the grid reference and vice-county agree – all shown on a map. It can also pick out species way out of their expected range. It's left up to the recorder to make the correction (was the grid or the VC wrong? – you cannot expect the machine to know).

I didn't get to see the demonstration of Indicia, an online-recording website.

Martin Drake

Saint Narcissus of the Flies BAP & Conservation BAP update for England

Earlier this year I was surprised to find myself in a gift shop full of fly-related souvenirs: fridge magnets, cards, pens and pencils, even fly-shaped chocolates. I'd flown out to Barcelona for a long weekend with some friends, but as we'd booked with Ryanair we didn't actually fly to Barcelona, but to a town called Girona which lies two hours further north. One friend who grew up in the area suggested we spend a day in Girona as it's more relaxed and "more Catalan" than the big city of Barcelona. What my (non-entomologist) friends were less aware of was the town's association with Diptera. Local legend has it that the spirit of St Narcissus, who is buried in the cathedral, called upon swarms of flies to save Girona from invading French armies not once, but twice in the town's history.

The legend begins in 1285, when Philip III of France led an army into Catalonia in a bid to annex the kingdom of Charles of Aragon. Philip's troops had broken into Girona and began to desecrate the tomb and remains of St. Narcissus, at which point they were attacked by swarms of flies. These flies "entered the nostrils and the anuses of the horses, which drove them so mad that they fainted and fell" and ran the army out of town. After the French had left, a local carpenter made a temporary coffin for the Saint's body. The next day another swarm of flies that were "multicoloured with a poisonous proboscis" emerged from the makeshift coffin and flew off to attack Philip's army once again. For added measure these flies carried a deadly virus that spread through the French camp infecting animals and men that had escaped being bitten. This version of events was recorded by the monk Bernat Desclot in 1288, just three years after they occurred. Desclot put the French death toll at 4,000 horses and 20,000 men.

Nearly four hundred years later during the Franco-Spanish War flies helped to save Girona once more. This conflict was a hang-over from Europe's Thirty Years War with France and Spain both dealing with internal revolts as well as continuing to fight against each other. In 1653 a French army marched on Girona yet again, and on this occasion the townsfolk took the precaution of placing the tomb of Saint Narcissus on the city wall! Blue and green flies swarmed from the coffin and drove back the French army, saving the city once more.

Less appears to be written about the defeat of the French in 1653 and one source claims that the flies only attacked the horses and not the French soldiers. It seems to be a less dramatic event than in 1285 when the invaders initially took the town before suffering a complete reversal. Even if Desclot's figures are exaggerated, French casualties in 1285 were probably high. Other historical documents confirm that Philip III's army was indeed crippled by disease after its attack on Girona, and that this was most likely dysentery. Even the king himself fell ill. Philip III did not recover and died a month later. The Tabanid and certainly Calliphorid type of flies alluded to in the legend would have helped to spread such an infection through the French camp.

There are reputed to be more tales and legends about flies and Girona, but the stories of flies defeating the French armies are most often retold as they have a historical basis. The people of Girona, or at least the local tourist industry, are not shy of promoting the legend and even venerating their little helpers. A refreshing attitude towards an order of insects that's often misunderstood and maligned by the public. So if you ever find yourself looking for Diptera in Catalonia, why not pop into Girona and visit the tomb of St Narcissus, and pick-up your T-shirt from the gift shop?

Duncan Sivell



The government has published its white paper on the environment entitled "*The Natural Choice: securing the value of nature*", which is available to download from Defra's website. It has been more than 20 years since a document like this has been produced and this paper now sets out the government's vision for managing England's natural environment for the next 50

years.

The white paper focuses on some key themes, which include valuing the environment, building a green economy, delivering ecosystem services and reconnecting people with nature. Two recent reports that have influenced the white paper are **The National Ecosystem Assessment** and the **Lawton Review** (*Making Space for Nature*). The NEA focuses on ecosystem services and estimates that a third of these are in decline. The NEA acknowledges that biodiversity is important for delivering such services, although the exact links, mechanisms and costs are not well understood at this time. The Lawton Review concluded that to protect our natural environment we need to create and nurture resilient and coherent ecological networks across the country to conserve habitats and species. In terms of sites in good ecological condition the simple goal is to have "more, bigger, better and joined".

A competition will be held to establish 12 ecological networks across England called **Nature Improvement Areas** and £7.5m has been set aside to support this process. Areas such as National Parks and AONBs could well be contenders for NIA designation. The playing field is open, but the competitive nature of this process suggests that only areas with resources to put a good application together will be real contenders. Some recommendations made by Lawton have not been addressed in the white paper but are being deferred to future reports. In particular the **National Planning Policy Framework** is expected to address biodiversity concerns with regard to planning and development projects. Unfortunately it is not clear whether the NPPF really has this on their agenda or views it as a low priority.

Species and habitat conservation will be dealt with by a new **England Biodiversity Strategy**, which should have been produced by the time this Bulletin goes to print. The focus of the new EBS will probably be landscape-scale and habitat conservation, rather than species-based projects, but the content of the strategy remains to be seen. There will be a lull between the production of the EBS and the formulation of delivery plan which will hopefully include discussions with stakeholders on how best to implement the strategy.

Engaging Big Society is another theme of the white paper. The government hopes that conservation efforts will be championed by **Local Nature Partnerships**, which they are providing £1 M to help establish. There are mixed feelings about this approach amongst conservation bodies. Some fear that only the obvious species or habitats will be conserved, others feel this is a very good

way to mobilise their membership. An obvious concern with the voluntary approach is that engagement is not guaranteed. Conversely, I'm sure that many people reading this will feel they've been voluntarily engaged in conservation for many years, with scant recognition from the government?

The white paper does recognise that access to the right information needs to be improved so that landowners and managers know what's on their patch and how to deal with it. This is still a huge undertaking, particularly for the invertebrates. Efforts are being made by statutory bodies and NGOs to chisel away at this coalface but this work is under-resourced. The government will be setting up a "MyEnvironment" web portal and establishing a "Ecosystems Knowledge Network" which will be managed independently. A network of 50 "Natural Value Ambassadors" will also be appointed; these will be experts who can advise on key decisions and provide conservation advice.

The general response from the conservation community to the government's white paper has been one of cautious optimism. Although the paper says many of the right things the devil will be in the detail and this is often deferred to future reports or reviews. The existing UK and EU target to halt biodiversity loss by 2020 is reiterated in the white paper. The former target to significantly slow the rate of biodiversity loss by 2010 was badly missed, and as Lawton observes, we probably need to see a "step-change" in UK conservation to entertain the notion of meeting the 2020 target. Integrating biodiversity concerns across government departments other than Defra is one of the big challenges and this may be the real key to future conservation success. Conserving a healthy natural environment makes simple economic sense but this vision generally lies beyond the period of government tenure. As the value of the environment is better understood we may find a new conservation support group among accountants? But this could be a few years off yet.

Duncan Sivell
Biodiversity Officer
Buglife

New officer needed

As already announced I will step down as BAP and Conservation Officer at the 2011 AGM. So far, we have not found a replacement for me and nobody has volunteered to take over from me. If you feel that this role should be continued, then please contact me or any of the other committee members. I am happy to help and support the new officer if needed and will pass material on in order to ensure consistency in this role. I am willing to continue to coordinate 'Adopt a species' if you feel that you do not want to take this over as well. You do not need to be an expert on Diptera, the role is more about promoting their conservation and ensuring that their needs or benefits are taken into account where necessary. This can be achieved by passing information on or reminding fellow dipterists or other groups of the requirements of flies. However, if you are not sure about all this, but would like to participate in a more informal way, then please read the next section by Martin Drake, our Chairman.

Dipterists Forum BAP Officer

This post was created and filled by Barbara Ismay at a crucial time when the UK Biodiversity Action Plan was being reviewed in 2004. Having argued forcibly with the conservation agencies, Barbara can be credited with having got more flies onto the list than would have been the case without any pressure from Dipterists Forum. Since the BAP was finalised, cutbacks and Big Society

thinking have relieved the conservation agencies of doing much, but the DF committee was adamant that it would not pick up the lead partner role for flies – a bureaucratic job with responsibilities and expectations that are not the stuff that drives most of us. However, making progress with the practical aspects of conserving the priority species should appeal to DF members. I think that a replacement for the single BAP Officer role could be a small relatively informal group of DF members who will try to coordinate activities related to BAP species and other rare flies that fall under the Adopt-a-species banner. This would help Barbara extract herself from the dual roles of BAP and Conservation Officer, and would draw more members into the fold. Already there is some work afoot which gives a flavour of what can be done (see News from 'Adopt a Species'). If this appeals to anyone, could you let me or Barbara know.

Martin Drake, Chairman

News from the Conservation and BAP Officer

News in short Grasslands

According to the Grasslands Trust first report into the state of UK grasslands – Nature's Tapestry, 97% of all traditionally managed lowland meadows in England had gone by 1980, and losses to other semi-natural grasslands were almost as great. Similar situations occur in Scotland, Wales and Northern Ireland. The report can be downloaded from their webpage <http://www.grasslands-trust.org/index.php>. On their webpage they also give advice to farmers and other landowners how to reverse this trend.

We wonder what this means to the fate of our grassland fly species? Many of these need tussocks for overwintering, but much of the advice for restoring grasslands involves annual cutting, often too early in the year for our species. So, have we already lost some species? The answer is: We don't know, as hardly any research is conducted into fly species on grassland.

When I searched the Buglife webpage (www.buglife.org.uk), I found more information including a leaflet on grasslands, webpages on Managing Priority Habitats for Wildlife, including more detailed information with a list of important grassland species, and a webpage called 'Hoverfly Superfacts'. However, although the importance of tussocks for overwintering insects is mentioned, the examples given do not include flies. It is rather worrying that such a large group of invertebrates depending on this micro-habitat for overwintering is missing.

Many of our flies, in particular the Acalyptrata, need tussocks in order to survive in grasslands. So if you next talk to a manager of semi-natural grassland perhaps you would like to ask him to leave / or create some areas with tussocks for the survival of our species? This can be achieved by careful management in rotation over several years, leaving some areas uncut to give our flies and other insects a chance of survival. Further advice can be found on the Buglife and Grasslands Trusts webpages, while the latest edition of the Dipterists Handbook includes more information on Diptera in grasslands.

Reedbeds

In Bulletin 69 (Spring 2010) I mentioned a workshop on reedbeds that we attended. This was part of a project called 'Bringing reed-

beds to life' by the RSPB and supported by Natural England, via the Countdown 2010 Biodiversity Action Fund. This very large project included surveys of many different classes and orders including Diptera. Its objective was to find out more about reedbeds and the groups living in them. Jane Sears, the RSPB Biodiversity Projects Officer kindly sent me further information on the project so that I could summarise some of it. Andy Godfrey conducted the aquatic survey, on some sites in collaboration with Donna Harris (then RSPB) and identified the aquatic invertebrates including Diptera, while we advised on the water trap sampling and identified the Diptera from these samples. All experts commented on the drafts. Further information on the project, with an executive summary, the full technical reports and information on reedbed management training courses can be found on the RSPB webpage www.rspb.org.uk/reedbeds. It was a truly amazing project with input from many different experts and very detailed analysis of possible habitat associations. I can recommend checking out the webpage and the reports. The following text is an excerpt from the Executive Summary by Chloe Hardman, then RSPB Reedbed Project Officer:

Introduction

Reedbeds are diverse and important wetland habitats, which support rich and varied wildlife assemblages. The purpose of the wildlife survey programme was to enhance our understanding of their value for a wide variety of taxonomic groups, and the particular habitat features and components they are associated with. This work forms an essential element of one of the largest co-ordinated programmes of reedbed research, assessment, advice and knowledge sharing for a decade.

Nick Droy, Programme Manager, Bringing Reedbeds to Life

Summary of findings

Our data has confirmed the importance of the dry areas of reedbed for biodiversity. It has also shown that wet areas are important, showing that **all parts of the hydrological gradient have biodiversity and conservation value.**

The older drier parts of the reedbed contained higher overall invertebrate diversity and many invertebrates with conservation statuses.

We found that early successional reedbed is important for reedbed and wetland specialist invertebrates.

Seasonally flooded pools were important for common frogs and well vegetated ditches were important for smooth newts.

The results show that having a variety of ditches and open water bodies is important for aquatic invertebrates and macrophytes.

The data support previous findings that reedbeds are important refuges for water voles from mink predation. Water vole and mink were found to be coexisting at all five sites surveyed.

Reedbeds are dynamic ecosystems and temporal and spatial variation in habitats is key to maintaining high diversity of flora and fauna. Management that maintains a range of successional stages will maximise the conservation value and biodiversity of reedbeds.'

Invertebrate Surveys

Overall finding: All parts of the reedbed surveyed contained diverse invertebrate assemblages. Points with higher plant diversity, generally associated with later successional stages, were associated with higher overall invertebrate diversity. When we focus on invertebrates that can only survive in reedbed habitats, we see different habitat associations. There were 39 such reedbed specialist invertebrate species recorded, some of which were associated with reedbed in early successional stages. Many

invertebrates with conservation statuses were trapped, emphasising the importance of well managed reedbed habitat for rare and threatened invertebrates.

Drier areas supported a higher overall diversity of moth species than wetter areas. A wide range of ground-dwelling invertebrates were trapped in dry reedbed. Wetter reedbed supported higher numbers of reedbed and wetland specialist moths. More permanent water bodies contained important aquatic invertebrate assemblages.'

Water traps for aerial invertebrates

Overall finding: The three reedbed sites are important for their diversity of aerial invertebrates, particularly for reedbed and wetland specialist Diptera. Ham Wall had a higher number of reedbed and wetland specialist Diptera species than the other two sites. Overall diversity of all aerial invertebrates and conservation scores were associated with habitat variables typical of later succession. Reedbed and wetland specialist Diptera were trapped more in areas with tall, thick reed. Relationships of species diversity with wetness of the habitat were unclear perhaps because many water traps were in areas near standing water so none reflected the assemblage of truly "dry" reedbed.'

If you know of any other projects that involve major work on Diptera, please let me know and if possible send a pdf of the report. I will store this and if somebody needs information on the habitat or species, I will send it on.

UK National Ecosystem Assessment

The UK National Ecosystem Assessment (UK NEA) can be downloaded from the following webpage: <http://uknea.unep-wcmc.org/>. According to this webpage it 'is the first analysis of the UK's natural environment in terms of the benefits it provides to society and continuing economic prosperity.' You will find more information on Ecosystem Services by flies in the conservation chapter of the latest edition of the Dipterists Handbook. I have not read the whole report, but searched several sections for flies and only found hoverflies mentioned twice, but bumblebees, beetles, butterflies and other more charismatic groups rather more often. Perhaps we need to make the role of our flies as important pollinators of many plants and as providers of other ecosystem services, such as nutrient recyclers via decomposition, better known?

UK Biodiversity Action Plan (UK BAP)

News on the UK BAP can now be found on the JNCC webpage, the link is: <http://jncc.defra.gov.uk/default.aspx?page=5155>.

The action plans that we originally proposed for our species in 2007 have finally been uploaded onto the web and can be found via the following link: <http://jncc.defra.gov.uk/page-5169>; you need to click on the species name to see them. These actions were devised in collaboration with specialists on these species within a framework available to us. These actions are thought to be necessary to enable a species to recover.

ADOPT A SPECIES

This scheme is hoping to find dipterists willing to conduct some research (field or desk based) on a fly species or group of species or in a certain area or habitat. Further details can be found in several Bulletins in 2007 and 2008 or on the Dipterists Forum webpage, where you can find it in the Forums section. This scheme is particularly for BAP, RDB or notable species or areas where these can be found. If you have any information you would like to share with fellow dipterists, then I would like to hear from you. Also, if you would like to take on a species or help threatened species by conducting some more general research, then please contact me.

News from 'Adopt a Species'

I would like to thank all of you who already adopted a species and have contributed to this or other Bulletins or kept me updated so that I could summarise your work.

Your work is very encouraging and I hope that some other dipterists might follow. Currently 16 of our 35 BAP species and 4 species with conservation status have been adopted. Alan Outen has concentrated his work on Diptera in Bedfordshire and you can find his report below.

Richard Underwood kindly volunteered to try and find detailed records for the species of Lauxaniidae that are included in the Acalyprata Review (in draft). If you know of any older records, for which only the county is known, please get in touch with Richard (if necessary via me) as it might help him with this not very easy task.

Thank you very much for all your hard work and good luck with your quests. I would very much like to receive updates on any of the adopted species, so please get in touch.

Watch out for *Salticella fasciata*!

If you are on foredunes that have a snail population at or near Kenfig or in North Norfolk during September or early October, watch out for *Salticella fasciata* (Sciomyzidae) and if you find it, please let me have the record and any observations associated with it.

Darwyn Sumner

News on *Dolichopus laticola*, *D. nigripes* and *Asindulum nigrum*

Dolichopus laticola and *D. nigripes* are two BAP flies whose distribution is almost confined to the fens of Norfolk's Broadland. I have been looking at their habitat requirements and wider distribution within Broadland during the last two years. The work was supported by a grant to Hymettus, which is the successor organisation to the Aculeate Conservation Group. Although Hymettus is understandably most interested in aculeates, a few flies that are associated with fens were included in a wider investigation into rare fenland species. The two *Dolichopus* are large dark species but are not easy to tell apart from several common species such as *D. picipes* and *D. lepidus*, so I have collected all dolichopodids in my surveys. I have surveyed 21 fens, six of which I looked at intensively to correlate the local distribution with habitat features. The other fens, which span the range from fantastic to rather dull, were surveyed more extensively.

Dolichopus laticola is the more widespread of the two species, and has strong populations in the northern river valleys (Ant, Bure) where the best fens occur. It is also still present at Ormesby Broad, which was where Verrall found it in 1888 and described it new to science – so I probably have the ancestors of the type

specimens. Last year, Peter Vincent (2011, Dipterists Digest 18, in press) found a thriving colony at Walberswick which is a large fen and reedbed on the Suffolk coast, so someone needs to check out Minsmere and Benacre NNR that are between Walberswick and the Norfolk fens. *Dolichopus nigripes* has a smaller distribution but its common name, the Bure Doli Fly needs updating to the Bure and Ant Doli Fly – perhaps too confusing (and silly) although quite why it apparently fails to reach the hot-spot of Sutton Fen remains a mystery.

As for what the flies need, I have made limited progress. *D. laticola* does show a mild preference for slightly older fen vegetation that hasn't been cut recently or regularly, and a clear avoidance of tall dominant reed that partly suppresses tall herbs that characterise some of the most attractive fen. It is also scarce in carr, although Peter Vincent found it more frequently than I did in wet woodland. I need to complete my analysis, but if I'm right then a gentle management regime of cutting is called for on existing open fen, and continued reduction in encroaching carr woodland.

Despite many hours of sweep-netting, I did not find the BAP fungus gnat *Asindulum nigrum* that has been recorded in some of these fens.

Martin Drake

News on *Odontomyia hydroleon*

The Biodiversity Officer for FC (North York Moors) retired in December. He had always been highly supportive and worked hard to ensure the continuing success of *O. hydroleon* at Seivedale Fen. Dipterists have good reason to be grateful to him, and also the graziers, for their efforts in maintaining the site.

He has now been replaced by the FC Ecologist based up at Kielder, (Northumberland), who is allotted only 2 days per week at the North York Moors Forests. However, he was fully briefed on the situation re. *O. hydroleon* by his predecessor last year and he is aware of the importance of the Fen site.

Three weeks ago Andrew Grayson and myself had a site meeting with the new man, and we showed him the flies' presumed breeding area and explained our views on continuing site management. We are confident that the FC will continue this into the future as far as they are able.

We were joined on site by the recently appointed NE Officer for the area, and she, too, is now aware of the dipterological value of the Fen and the need for appropriate management. Whilst there Andrew swept three adult flies, so the population is still present. Either Andrew or myself – or both, intend to continue annual monitoring and will be keeping the FC and NE Officers up-to-date on the situation. We are very pleased to have their enthusiastic support.

To sum up, it appears that in spite of all the changes taking place within the FC and NE, the situation regarding *O. hydroleon* is favourable for the time being, and will continue to be closely monitored.

Roy Crossley

Conservation management for two BAP species in Scotland

Blera fallax, the pine hoverfly is listed in the UK Red Data Book as category 1 (endangered), it is a Biodiversity Action Plan priority species and is one of 32 species listed in the Species Action Framework, a Scottish Natural Heritage (SNH) initiative that focuses on improving the status of species deemed significant to overall Scottish biodiversity. In 2009, under the management of

the Malloch Society, attempts began to captive breed and translocate *B. fallax* from pine plantations, where the last two remaining British populations are known, to native Caledonian pine forests. Consequently 170 *B. fallax* were released at Rothiemurchus Estate in June 2010, and by August a new larval generation was found at this site where they had not been seen for 50 years. In June 2011, Abernethy Forest became the second translocation site for *B. fallax*. RSPB Abernethy felled 100 trees at a location near Loch Garten to create habitat for this endangered insect, and by the end of June over 100 individuals had been released into Abernethy Forest. In August 2011, Forestry Commission Inshriach will become the 3rd and final relocation site for *B. fallax* under the SNH initiative. Meanwhile habitat creation and population supplementation will continue until we are sure we have self-sustaining populations established at five sites in Scotland.

The aspen hoverfly *Hammerschmidtia ferruginea* is considered a flagship for a group of 17 other rare and similarly endangered flies dependent on aspen including *Ecataetia christiei* (Scatopsidae), *Mycetobia obscura* (Mycetobiidae), *Lonchaea hackmani* (Lonchaeidae), *Medetera freyi* (Dolichopodidae), *Homaloccephala biumbratum* (Ulidiidae), *Strongylophthalmyia ustulata* (Strongylophthalmyidae), *Tachypeza heeri* (Hybotidae), *Tachypeza truncorum* (Hybotidae), *Medetera inspissata* (Dolichopodidae), *Brachyopa pilosa* (Syrphidae), *Gnophomyia viridipennis* (Limoniidae), *Clusoides apicalis* (Clusiidae), *Stegana coleoprata* (Drosophilidae), *Lonchaea peregrina* (Lonchaeidae), *Systemus pallipes* (Dolichopodidae), *Xylota tarda* (Syrphidae) and *Criorhina ranunculi* (Syrphidae). By understanding the resource utilisation of *Hammerschmidtia* we hope subsequent habitat management protocols will benefit these rare flies and the wider aspen-associated community. Conservation management for *Hammerschmidtia* involves encouraging aspen plantation and expansion across Scotland, and insuring retention, maintenance and continuity of dead wood where *Hammerschmidtia* has been recorded and in areas that may link up populations. In order to do this effectively we need to know how far *Hammerschmidtia* can disperse. In 2006 a mark and recapture experiment found that by taking advantage of the tendency of adults to group on decaying aspen logs, an estimate of their dispersal ability could be made. These findings inspired a three year project funded by Scottish Natural Heritage to investigate this in more detail. Now two years on we've been able to demonstrate that *Hammerschmidtia* is capable of locating decaying aspen logs up to 5km away, however most dispersing individuals (68%) were recorded at 1km which should be taken into account in developing management protocols. If enough dead wood is available it should be distributed within a radius of 1 to 2km, and where possible, as stepping-stones linking up aspen woodlands. Assessing habitat networks by utilising aerial photographs of aspen in Scotland, and measuring dead wood abundance, were the objectives of the third and final year of this project. In addition to this it is hoped that a network of volunteers can be found to survey and monitor dead aspen wood in Scotland, and if possible the presence of this highly dispersive insect.

For more information on the projects visit the Malloch Society Website or follow the links: www.mallochsociety.org.uk/blera-2006-status/ and www.mallochsociety.org.uk/hamm-2006/ or for published papers see my University web page: www.sbes.stir.ac.uk/people/rotheray/.

Ellen Rotheray
Project manager for the Malloch Society and PhD candidate, University of Stirling
e.l.rotheray@stir.ac.uk

News or no news? The Cranefly *Ellipteroides alboscuteellatus* and the Hoverfly *Myolepta potens*

I had identified several potential sites for my favourite RDB cranefly *Ellipteroides alboscuteellatus* in Cumbria for this year, but poor weather and the lack of a functional tent prevented survey up there. To compensate I tried a capture-mark-recapture exercise on 17th July, but the population on my closest site had collapsed, and I only found about 10 animals. It is clear that the tufa flush has been heavily drought impacted, with both the depth and extent of the wet flushed areas having shrunk to well below the levels I have seen before, but also in the quality of the wetland vegetation. The hemp agrimony and marsh helleborine were about one half to one third the "normal" height and flowering, suggesting severe drying in the spring. Given it was the first time I had tried wing marking I felt the inevitable losses on such a small population were not worth the risk, as well as being atypical of the usual numbers present. I do wonder if the other UK tufa seepage sites are similarly impacted, this being a real threat to the smaller sites.

I am in the process of writing up the previous site reports, as well as the new water chemistry work, but it will still take some time before I will have finished this project.

I did not manage to rear any further *Myolepta potens* from rot material from horse chestnuts in Worcestershire. So, no new *Myolepta* populations to report. Moccas Park NNR is now retained within Natural England hands and so secure, especially given the support that NNRs currently have within the agency.

David Heaver

Finding Flies in Beds

During 2010 health problems limited my activity to walking around the garden or village and as a life-long naturalist and a keen natural history photographer I found that insects provided a constant source of new subject matter. Furthermore as a Field



Mycologist and Bryologist for over forty years long-term health issues were also limiting some of the work that I could do on these groups, especially the high power microscopy necessary in modern-day mycology. I was also until recently County Recorder

for Fungi for both Beds and Herts and have tutored courses and led fungus forays all over Britain. Also, I felt I had reached a convenient point at which to move on from being the Bryophyte Recorder for Beds, after having written up the flora for inclusion in Chris Boon's new higher plant flora, due out later this year. I am therefore re-adjusting my focus and emphasis within my life-long broad interest in Natural History.

Within the Bedfordshire Natural History Society we are fortunate in having some excellent County Recorders for many groups of insects. It was evident however that some of the "less fashionable" orders of insects have been little studied in this County (as also in many others). Bernard Nau did a super job in compiling a Checklist of the Beds Coleoptera (1982-1985) and he has subsequently published additional records to this, as have others. The late Vic Chambers published a list of Aculeate Hymenoptera at the same time as the last part of Bernard's Coleoptera list, but sadly died before he was able to publish a Bedfordshire Checklist for Symphyta (Sawflies). For some other groups however there are simply no published records at all for the County even of many species that are quite common! I had no idea whether insects that I was finding were new to the County or otherwise of interest.

Despite knowing little about them, beyond my lifelong broad natural history interest, I therefore started putting together lists of Collembola, Psocoptera, Trichoptera, Ephemeroptera, Plecoptera, Homoptera and Diptera (other than hoverflies, which are well studied and documented). These lists are based on my own records, together with those that I have been able to obtain, either from National Recording Schemes or other Bedfordshire naturalists, and via literature searches. My own records of critical or difficult species are all checked and validated by specialists as necessary. I am well aware of the enormity of the task that I have undertaken but at the same time amazed by the progress that I have been able to achieve even in the last twelve months.

Although for many of these groups the species require specialist identification, there are now of course many excellent web-sites available to help in identification and in addition there are National Recording Schemes for many of these groups. I have also found that those running National Recording Schemes, Dipterists Forum, and many other individuals who can be contacted through the various web-sites have all proved exceedingly helpful and supportive. I still lack confidence in identifying flies and still make lots of mistakes, though I do feel I am getting better. I make frequent postings of images on the Dipterists Forum and am amazed at the responses that I get often with identifications to species for my photographs.

I have been quite overwhelmed by the support and encouragement from so many eminent Dipterists, many of whom have not only identified images for me but have also offered to look at specimens. There are though still gaps with groups that I certainly cannot manage! (The same limitations that affected my mycology make it difficult for me to even manipulate tiny insect specimens accurately let alone do things like genitalia dissections. My fingers often don't go where I intend them to and also frequently twitch involuntarily. Recently when just trying to perform a task as simple as opening a wing of a micro-moth (to check a detail) requested by our County Recorder I merely succeeded in decapitating it!)

I am exceedingly grateful for all the help support and encouragement that I have received and I feel that many of the specialists to whom I have sent specimens have become good on-line friends with much helpful discussion. Several have wanted to retain specimens that I have sent them as of interest to them, which is

very pleasing. I am hoping that my images will stimulate further interest in some of these neglected insect groups both locally and nationally. If anyone is looking for images of fly species that I have available then I am only too pleased to make these available for use. Wherever possible I retain voucher specimens in support of the species that I photograph.

If any members of the Forum have records of species of Diptera (or other Insect orders that I am tackling) from Bedfordshire then I would be very grateful to receive them. I would also be pleased to meet up with any Dipterists willing to visit Bedfordshire to record flies. We do have some very good and important natural history sites in the County, many of which would undoubtedly repay further study for flies. Very many thanks again to you all.

Alan Outen

We met Alan at the 'Bioblitz' day at the RSPB reserve in Sandy and I hope to be able to report on this in the next Bulletin. In the meantime I hope that the reports above have encouraged some of you to help our threatened species by getting involved in their active conservation and adopt a species. If you do not have a BAP species close to you, then why don't you tackle one of the species included in the Species Statuses (RDBs). I hope to hear from you soon.

Contacting authors

If you wish to contact any of the authors, where an email address is not given, then please email me (Barbara Ismay) and I will forward this to them, or try and get in contact with them via the Dipterists Forum webpage. You can post a query or information for the author under Forum and there under 'Adopt a species' if you are a member of Dipterists Forum

Please contact me again if you have not heard from me in response to an email as we have managed to lose some emails or not received them in the past.

Barbara Ismay

BAP and Conservation Officer, Co-ordinator of 'Adopt a Species'
e-mail: schultmay@insectsrus.co.uk or telephone: 01844-201433.

Conservation

Summary of the England Biodiversity Strategy

The following letter was sent from Danny Stevens, Secretariat, **All Party Parliamentary Group on Biodiversity** to Trevor James (NFBR Chair):

“Last week the government published its biodiversity strategy for England. A copy of the strategy can be accessed here<<http://www.defra.gov.uk/publications/2011/08/19/pb13583-biodiversity-strategy-2020/>>.

*The Natural Environment White Paper included a commitment to publish a Biodiversity Strategy to set out how the government would meet international and EU commitments in **England**. The **Welsh** Government is currently working on its Natural Environment Framework, ‘A Living Wales.’ A progress report was published in February 2011 and is available here<<http://wales.gov.uk/newsroom/environmentandcountryside/2011/110225environment/?lang=en>>. **Scotland’s** biodiversity strategy, *Scotland’s Biodiversity: It’s in Your Hands*, was published in 2004 and is available here<<http://www.scotland.gov.uk/Publications/2004/05/19366/37239>>.*

The England Biodiversity Strategy includes a commitment to “to halt overall biodiversity loss, support healthy well-functioning ecosystems and establish coherent ecological networks, with more and better places for nature for the benefit of wildlife and people.”

The Strategy sets out four key outcomes that will be achieved through a series of priority actions categorised into four areas. A summary of each of these has been provided below.

Target Outcomes

The Strategy includes the following target outcomes:

1. Habitats and Ecosystems on Land

The Strategy includes a goal that by 2020 measures will have been put in place to ensure biodiversity is “maintained and enhanced... degradation has been halted and, where possible, restoration is underway.”

This is underpinned by a commitment to meeting the following targets:

- By 2020, 90% of priority habitats will be in favourable or recovering condition and at least 50% of SSSIs will be in favourable condition, while maintaining at least 95% in favourable or recovering condition
- No net loss of priority habitat and an increase in the overall extent of priority habitats by at least 200,000 ha
- Ensuring that at least 17% of land and inland water is conserved through *inter alia* the establishment of nature improvement areas
- Restoration of at least 15% of degraded ecosystems

2. Marine Habitats, Ecosystems and Fisheries

By 2020 the government commits to have put in place measures to protect and restore biodiversity in oceans and seas.

This includes the following:

- By the end of 2016 in excess of 25% of English waters will be contained in a well-managed Marine Protected Area network
- Managing and harvesting fish sustainably by 2020
- Putting in place marine plans that will cover the whole of England’s marine area by 2022

3. Species

By 2020 there will be an “overall improvement in the status of wildlife and further human-induced extinctions of known threatened species will be prevented.”

4. People

The strategy commits to ensuring that by 2020 “significantly more people will be engaged in biodiversity issues.”

Priority Actions

The target outcomes set out above will be achieved through a series of priority actions in the following four areas:

1. A more integrated large-scale approach to conservation on land and at sea

The strategy commits to establishing coherent and resilient ecological networks on land and at sea.

In terms of establishing these on land, the strategy states that the government will:

- Improve the quality of priority habitat, particularly focusing on protecting and enhancing the quality of existing priority habitat
- Increasing the size of remaining areas of priority habitat
- Creating new areas of habitat, where appropriate
- Enhancing ecological connection between, or join up, existing areas of priority habitat

To achieve these, the government will *inter alia* enable partnerships of local authorities, local communities and land managers, the private sector and conservation organisations to establish Nature Improvement Areas. The Natural Environment White Paper included a commitment to setting up a competition to identify 12 initial areas and £7.5 million to support this.

For ecological networks at sea, as aforementioned, the strategy commits to establishing marine protect areas covering 25% of English waters by 2016.

The strategy also commits to the recovery of priority species, whose conservation is not delivered through wider habitat-based and ecosystem measures. Priority will be given to species at most risk of extinction. A new programme of recovery action is to be agreed through Natural England.

A commitment is also made to ensure that agricultural genetic diversity is conserved and enhanced. Actions include incorporating the sustainable maintenance of genetic diversity into key relevant policies and programmes, including incentives.

2. Putting people at the heart of biodiversity policy

The government aims to engage more people in biodiversity issues, increase awareness of the value of biodiversity and increase the number of people taking positive action.

Actions include:

- Establishing a working group to consider how civil society organisations can help increase the number of people engaged in biodiversity issues
- A new green areas designation empowering communities to protect local environments

The strategy also commits to taking better account of the values of biodiversity in public and private sector decision making through:

- Consideration of nature’s value in all relevant Impact Assessments

- Independent Natural Capital Committee, to advise Government and put the value of England's natural capital at the heart of our economic thinking
- Inclusion of natural capital in national accounts, alongside GDP
- Support and guidance for businesses

The government also promises to develop new financing mechanisms to direct more funding towards the achievement of biodiversity outcomes. This includes:

- Publishing an action plan in 2012 to expand schemes in which the provider of nature's services is paid by the beneficiaries,
- Setting up of a business-led Ecosystem Markets Taskforce to review the opportunities for UK business from goods and services that value and protect nature's services

3. Reducing environmental pressures

The strategy states that the government will integrate the consideration of biodiversity into those sectors and policy areas that have the greatest potential for direct influence.

These areas - and some of the corresponding actions set out in the strategy - are:

- Agriculture – the government will maximise the contribution which Environmental Stewardship and the Woodland Grant Scheme makes towards ecological restoration. The strategy also commits to reforming the Common Agricultural Policy to achieve greater environmental benefits.
- Forestry – the strategy commits to bringing a greater proportion of existing woodlands into sustainable management. The Forestry Commission and Natural England will also consider the role that Environmental Stewardship can provide to support farmers in conserving other 'woody habitats', such as field trees, parkland, hedges and patches of scrub scattered through the landscape, which are vital habitat for woodland wildlife.
- Planning and development – as set out in the Natural Environment White Paper, the government will launch a new, voluntary approach to biodiversity offsets, which will be tested over a two-year period until spring 2014. The government recently launched a consultation on a new National Planning Policy Framework through which it has committed to retaining the "protection and improvement of the natural environment."
- Water management – the government will align the river basin planning approach under the EU Water Framework Directive with measures to protect biodiversity. The government has also committed to the reform of the water abstraction regime.
- Management of the marine environment – the government will develop 10 Marine Plans which integrate economic, social and environmental considerations. The first two Marine Plans (East of England Inshore and Offshore marine plan areas) will be completed in 2013.
- Fisheries – the government will seek to reform the Common Fisheries Policy (CFP) to enable individual Member States to manage marine resources more effectively. The government has also promised to trial a new approach to fishing quotas that could help minimise discards.
- Air pollution control – the strategy commits to reducing air pollution impacts on biodiversity through, for example, measures focused on the transport and the agricultural sectors.
- Invasive non-native species – the strategy commits to implementation of the Invasive Non-Native Species Framework

Strategy for Great Britain

4. Improving knowledge

Finally the strategy commits to improved data sharing to achieve better prioritised decision-making locally and nationally and clear communication of the evidence so that policy makers and wider society can understand the importance of biodiversity and use it to take action for conservation.

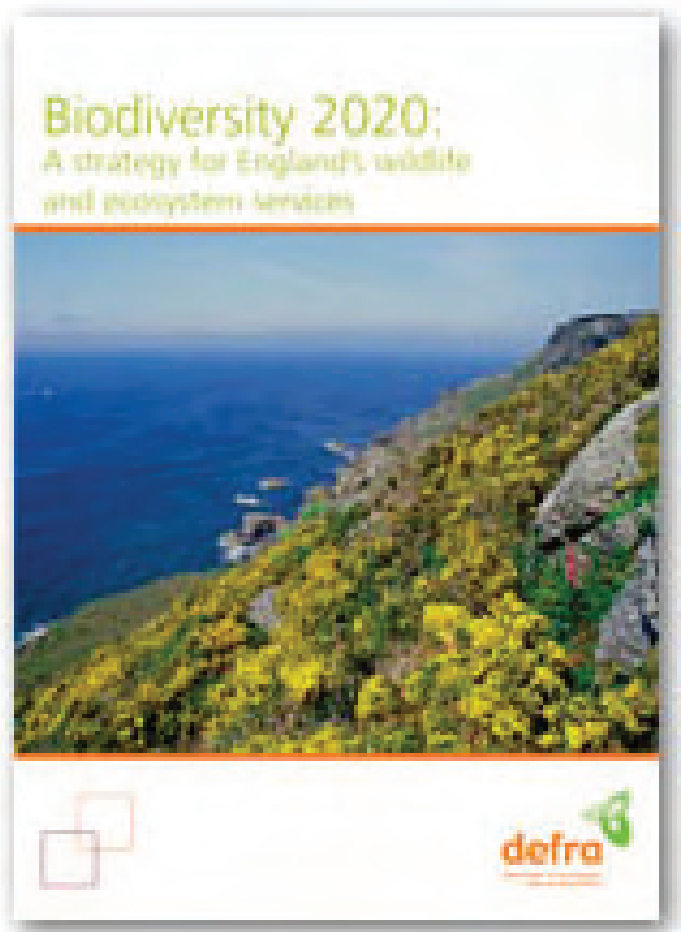
The government will shortly publish a set of indicators to assess delivery of the strategy. These will refine the existing England Biodiversity Indicators already published by Defra.

An update on other news from the UK and abroad will be available in the group's next policy briefing, which will be circulated later this week.

22nd August 2011"

NFBR are considering their response as we go to press.

Darwyn Sumner



Members

Membership Matters

The Number of Paid Members & Subscribers at the time of writing (30th July 2011) are as follows :

Dipterists Forum Members	370
Dipterists Digest Subscribers	328

Mick Parker
9 East Wyld Road, Weymouth, DORSET. DT4 ORP.
Tel : 01305 788380
E-mail : jmparker_87@hotmail.com



The Breakdown of these figures are as follows :

There are 300 UK based Members & Subscribers to both Dipterists forum & Dipterists Digest

There are 24 Overseas Members & Subscribers to both Dipterists forum & Dipterists Digest

Some 46 UK Members are Dipterists forum only, and there are 4 Subscribers to the Dipterists Digest only

This amounts to a total of 374 individuals, included in these figures are some 48 New Members who joined during the first half of 2011, there are some 53 Members/Subscribers who have yet to renew for this year, and they are currently off the Mailing list, awaiting renewal.

Membership renewals are usually sent out towards the autumn, to any of those who have not renewed by then, as can be seen by the Membership figures, if only half the number of last year's members (who have yet to renew), do so, then we will reach the never before attained figure of 400!, I am hopeful that more new members will join during the second half of 2011 which will assist us towards this goal of 400.

There will be a Dipterists Forum stall at the Amateur Entomologists Exhibition, on Saturday 1st October 2011, at Kempton Park Racecourse, Starting at 11.00am.

More details are available from the AES Website <http://www.amentsoc.org/exhibition.htm>

This will be manned by various Committee members, and advice on a wide range of issues including all membership issues can possibly be resolved here, back issues of the Dipterists Digest will also be on sale,

All members & potential members are welcome to introduce themselves.

Membership & Subscription rates :

Members and Subscribers are reminded that Subscription Rates are as follows:

Home

Dipterists Forum £6 per annum and Dipterists Digest £9 per annum

Unfortunately there are still a very small number of members and subscribers who have paid at the old pre 2005 rate. I would be grateful if those who have yet to top up their membership fees could please do so. Pay me in person if you wish, I plan to be at all the Dipterists Forum Events this Spring and Summer. Also, updated Bankers Order Forms are available on request, either by post or by e-mail attachment.

Overseas

There are a number of important changes in the overseas rates for all Dipterists Forum Members and Subscribers to the Dipterists Digest. The steady rise in overseas mailing costs have regrettably necessitated a review in the Overseas Membership and Subscription and as a result the Dipterists Forum will now have only one category of Overseas Membership.

For Overseas Members, this will be a joint Dipterists Forum & Dipterists Digest Subscription category only, (There will no longer be a separate membership for the Digest or The Forum).

New Overseas Rate : Dipterists Forum & Dipterists Digest £20 per annum

Training new Dipterists

In the past few years we have seen a substantial rise in the membership of Dipterists Forum. The reasons are likely to be attributable to a variety of factors but it seems likely that there two underpinning factors:

- We are served by an excellent Membership Secretary (Mick Parker) who make sure that members are reminded when renewals are due.
- The Forum has been active in running training courses and has gained numerous new members as a result.

The membership situation is extremely encouraging and we hope that in the not too distant future Dipterists Forum will overtake BWARS membership. However, membership alone is not a major reason for rejoicing. It is far more important that active participation by members increases. This means that the study of flies is actually gaining devotees and this can only be beneficial. Flies need strong advocates and good data to back up our submissions to the statutory nature conservation bodies. We think this is happening and there is good evidence to support this view. For example, several alumni from hoverfly courses attended the 6th International Symposium on the Syrphidae and at least three presented papers and/or posters.

Several new centres of activity in dipterology have emerged, most notably in Northamptonshire where there is now a very active group of dipterists. We are hopeful that a similar group will develop in Devon and there is good evidence for increased activity in the Glasgow area. When you bear in mind that just 21 people have contributed over 50% of the data assembled by the Hoverfly Recording scheme the addition of just two or three new active recorders can be extremely significant. In the past few years at least three such additions have been made and therefore dipterology is definitely gaining strength. It would be good to see further additions to the ranks.

We intend to continue to grow our involvement in training new dipterists. A recent bid to OPAL for a grant to buy teaching microscopes was successful and this next winter we expect to visit several venues that we could not have helped without a set of microscopes. The Forum runs two basic courses: *An introduction to hoverflies* and *An introduction to flies*. These courses have been run by Stuart Ball and Roger Morris, and John & Barbara Ismay, and have gained considerable support.

Providing courses depends upon having sufficient teaching material and we are constantly adding to the teaching material. I recently curated the *Introduction to flies* teaching pack and found that approximately 30% of the specimens were so badly damaged that they needed replacement. This level of attrition occurred over just three or four courses and means that the teaching pack has to be fairly comprehensively replenished this summer, which is not a small job.

We want to offer *An introduction to Soldierflies and their allies* from the autumn of 2012 but if we are to do this we desperately need additional teaching material. We have got roughly sufficient material for some species such as *Chloromyia formosa*, *Haematopota pluvialis* and *Chrysopilus cristatus* but lack material from most other genera and also need to assemble a representative collection across the families. **Your help is needed.**

Any offers of help would be greatly appreciated. Specimens of all families of Larger Brachycera would be especially helpful - pinned and labelled please. Also, duplicates of commoner species are needed for use by students. These specimens do not need to be

labelled as we find that the labels are often the cause of damage to the collection. Species needed include:

Family	Species	
Athericidae	<i>Ibisia marginata</i>	
Rhagionidae	<i>Chrysopilus cristatus</i>	Sufficient specimens
	<i>Rhagio scolopaceus</i>	Sufficient specimens
Tabanidae	<i>Chrysopilus caecutiens</i>	Sufficient specimens
	<i>Chrysopilus relictus</i>	
	<i>Haematopota pluvialis</i>	
	<i>Hybomitra montana</i>	
Xylomyidae	<i>Solva marginata</i>	
Stratiomyidae	<i>Beris chalybata</i>	Sufficient specimens
	<i>Beris vallata</i>	
	<i>Nemotelus uliginosus</i>	
	<i>Oxycera nigricornis</i>	
	<i>Oxycera rara</i>	
	<i>Pachygaster atra</i>	
	<i>Chloromyia formosa</i>	
	<i>Microchrysa polita</i>	
<i>Sargus iridatus</i>	Sufficient specimens	
<i>Oplodontha viridula</i>		
Bombyliidae	<i>Bombylius major</i>	Sufficient specimens
	<i>Pthiria pulicaria</i>	
Therevidae	<i>Thereva nobilitata</i>	
Asilidae	<i>Machimus atricapillus</i>	
	<i>Philonicus albipes</i>	
	<i>Leptarthrus brevirostris</i>	
	<i>Leptogaster cylindrica</i>	
	<i>Dioctria atricapilla</i>	
Empididae	<i>Empis livida</i>	
	<i>Empis tessellata</i>	
	<i>Rhamphomyia sulcata</i>	
Dolichopodidae	<i>Dolichopus uliginosus</i>	
	<i>Dolichopus plumipes</i>	
	<i>Hercostomus cupreus</i>	
	<i>Argyra leucocephala</i>	
	<i>Rhaphium sp.</i>	

Roger Morris & Stuart Ball

Why not join the BENHS?

(British Entomological and Natural History Society)



Dipterists Forum members will be aware that the Forum is affiliated to the BENHS, as are BWARS (Bees, Wasps and Ants Recording Society) and BMIG (British Myriapod and Isopod Group), but that membership of each organisation is individual and membership of the Forum does not confer BENHS membership. I recently did a comparison of membership of the BENHS with that of its affiliated groups, which showed that 29 % of BENHS members also belong to one or more of the af-

filiated bodies and that about 21 % of BENHS members are or have recently been Forum members and/or subscribers to *Dipterists Digest*. This took into account those Forum members who subscribed in 2010 but have yet to pay subscriptions for the current year, so was based on a total of 402 persons compared to a BENHS membership of 823.

Conversely it showed that only about 40 % of Forum members/*Digest* subscribers (168) are currently members of the BENHS. This is a higher proportion than of BWARS (30 %) and BMIG (18 %) but the majority are not. There are evidently various reasons for this, perhaps the most obvious being that resources for paying subscriptions are limited and priority is given by most to their core interests. Some may also feel that belonging to an affiliated group is sufficient to register an association with the Society, and will also know that most of the Society's events and facilities are open to members and non-members alike. It is also possible that some may be unaware of the Society or what it has to offer. The BENHS membership list includes the interests expressed by members at the time they joined and currently includes 131 people with a stated interest in Diptera. It was perhaps surprising that 40 of these are not Forum members, which may be partly but not entirely explained by their interests having changed, since some have joined recently. This is balanced by nearly twice that number of BENHS members without a stated interest in Diptera who are Forum members, many of whom have general interests and also subscribe to one or more of the other affiliated groups.

The BENHS has a wide range of activities of which details can be found on its website (www.benhs.org.uk). Many events are held at the Society's purpose-built and air-conditioned headquarters at the Pelham-Clinton Building, situated at Dinton Pastures Country Park, Davis Street, Hurst, near Reading. The building houses the Society's library and collections and how has an additional room where meetings may be held. Events include workshops on particular subjects, including some on Diptera and frequent open days at which the collections and library may be consulted. The collections cover all orders of insects and include more than 2000 species of Diptera, with many of the more popular groups well represented, based on the collections of Henry Andrews and Cyril Hammond with contributions from many other collectors. The library includes an extensive range of literature on all orders and general natural history as well as many British and European journals. There is a reasonably priced photocopying service (5p per sheet). Apart from events at Dinton Pastures, the Society has a programme of field meetings ranging throughout the country and also holds regional lecture and discussion meetings, usually based at museums and often having a similar format to the DF

annual meeting. The Society's Annual Exhibition, held at Imperial College in November, includes exhibits of Diptera and is well attended by dipterists. Events organised by affiliated bodies, including the DF AGM and field meetings are included in the Society's programme.

The Society has as one of its main objectives the promotion and advancement of research in entomology and recognises its responsibility in this respect to the wider entomological community. Consequently all of the above mentioned events are open to visitors and members of the affiliated groups as well as to BENHS members, although the cost of providing the facilities at Dinton Pastures and of running the events is dependent on members' subscriptions. Members have three additional benefits, of borrowing books from the Society's library, purchasing the Society's publications at a members' discount (a third off the price) and receiving the Society's journal.

The Society's publications are of direct benefit to dipterists as they have included *British Hoverflies* and *British Soldierflies*. New editions are planned for both works, of which the latter is already out of print and the former will soon follow. A similar publication on *British Craneflies* is also projected. The *British Journal of Entomology and Natural History* is published in four issues each year and is good value compared to most entomological journals as it is included in the annual membership subscription of £19, considerably less than the subscriptions of some other journals. There are some articles on Diptera, although fewer than was the case before the existence of *Dipterists Digest*, but many articles on other subjects are of general interest to dipterists.

Overall the benefits of belonging to the BENHS are considerable for a relatively low annual subscription and it is hoped that more Forum members will be encouraged to become members. Don't be put off by the Society's website. It isn't as appealing as the DF site but improving it is one of the priorities currently being given urgent consideration by the Society's Council.

Peter Chandler

Obituary

Ronald Malcolm Payne (1922-2010)

Earlier this year the BENHS heard the sad news that Ron Payne, the Society's second longest serving member having joined the 'South London' as it was then in 1940, had died on 2 December 2010 aged 88. He had wide interests in entomology and botany but was best known to some of us as a dipterist, covering most families but particularly craneflies and hoverflies. His interest in Diptera spanned the period from the 1960s to the 1980s and it can be seen from the list of his Diptera publications that craneflies dominated the earlier part of this period. In the 1980s botanical interests prevailed and his Diptera collection was passed to the Bristol Museum in 1989. He continued to publish on botany with occasional items on beetles up to the year of his death.

Ron Payne around 1940



Ron was born on 9 June 1922 in Balham, South London, the only child of Lawrence and Winifred Payne and the family moved to Richmond in 1926. He was educated at Broomfield House private school in Kew and at East Sheen County School. His father Lawrence Gilbert Payne (1893-1949) was a botanist specialising in ferns and became president of the London Natural

History Society in 1946-1948; two uncles were also naturalists but there was no previous interest in entomology in the family. Ron related (Payne 1967a) how he had become an entomologist at the age of 17 after not having been much interested in natural history as a child, not having succumbed initially to the family influences. However, when an uncle gave him a copy of *Common British Beetles* by Rev. C.A. Hall this awakened his interest and started him on Coleoptera, encouraged by finding the dung beetle *Typhoeus* at the mouth of a rabbit hole on Ham Common, Surrey. Later he took up Odonata and Orthoptera, but specialised in Diptera by 1960. Although he commented (Payne 1967a) that he had by then to dispose of his beetle collection, he returned to an interest in beetles later in life.

Ron married Sheila Groves, a fellow civil servant, in 1948 and from the early 1950s they lived at Loughton in Essex where their two daughters Maggie and Heather were born. He was particularly active in the London Natural History Society and edited the *London Naturalist* for 15 years. Malcolm Smart recalls that during his teenage years as a member of the LNHS he attended a number of field meetings in 1961 and 1962 with Ron Payne, Leonard Par-

menter, Raymond Uffen and other dipterists active in the Society at the time. These meetings were at well-known sites accessible by train from London.

Alan Stubbs first became aware of Ron in the mid 60s from reading his papers on craneflies in the *Entomologists Record & Journal of Variation*. These in particular gave an account of his finds on holiday tours of various districts. By chance Alan had been collecting craneflies on his travels and in Surrey, though identification from the RES Handbook keys left him rather lacking in confidence. Alan contacted Ron who invited him to his home at Loughton (close to Epping Forest, for which he published a long list of craneflies: Payne 1968a), and Alan took along his collection of craneflies. Alan found Ron very helpful and was even given some voucher specimens from his collection. Ron was amazed that Alan had quite as many species of *Tipula* as he had, which put him in good stead for an invitation to join Ron on his next recording venture in Wales. Thus they had a happy five days recording craneflies in June 1966, with Ron checking Alan's less certain identifications before publication of a joint paper (Payne & Stubbs 1967). Alan therefore owes much to Ron in providing a helping hand at a key moment in his study of flies, and setting him on the path that was to lead him to make craneflies one of his major interests.

I first met Ron at an LNHS meeting in 1965 at which Donald Leatherdale gave a talk on tephritids, well attended by other dipterists including Alan, Raymond and Cyril Hammond. This was after Leonard Parmenter, who had by then moved to Dorset, put me in touch with Ron and I was in regular contact with him over the next 25 years. Ron's career was in the civil service, having risen through the grades since joining the Board of Trade in 1939 and, apart from three years in Leicester during the war, he worked in London until 1966 when he moved to the Investments Grants office in Cardiff. He then lived at Dinas Powis and in May 1968 he arranged a field trip entertaining Alan, Raymond and myself to the delights of the unexpectedly green and pleasant South Wales valleys for a few days. As Ron remarked collecting in Wales was before, during or after rain. We were joined in the field by Adrian Amsden, a parasitic hymenopterist, then at the Cardiff Museum.

Ron's stay in Wales was brief as on 19 February 1969 he received a promotion to CEO and moved back to Southend to work in the Customs and Excise office. The family then lived at Westcliff-on-Sea where I visited them regularly during the 1970s, whenever I was working in the area and on occasional field trips. One of these was on 10 June 1972 when I took Cyril Hammond to Benfleet, a nearby Essex site well known for rare Diptera including *Doros* where we had a productive visit but not including that species. There we met Ron and Bert Percy, a dipterist friend from his time in Cardiff, who was staying with him. On retiring to Ron's house for tea we learned that his 50th birthday had taken place on the previous day. Predictably this part of Essex is relatively unexciting for craneflies and Ron turned more to hoverflies, producing a detailed account of the hoverflies of the county (Payne 1975a). Also at this time he developed an interest in the species of flies visiting flowers, as he had previously reported for *Sonchus palustris* (Payne 1966c) and he produced a series of papers recording the flower visitors of particular plants (Payne 1975b, 1975c, 1979a, 1981, 1984).

In 1978 Ron and Sheila moved to East Harptree in the Mendips when he took up the post as Deputy Collector of VAT for the West Country. While there he joined the Bristol Naturalists' Society and became President of the Society, of the Entomology section and of the Botany section simultaneously – the first person to do this. Ron retired from the civil service on 4 June 1982 but they remained at East Harptree until 1991 when they moved to Wat-

lington in Norfolk. I continued to visit him regularly in the 1980s when he was always interested to hear of the latest Diptera news and exploits on field trips of various dipterists but his interest had by now turned more to botany, especially to grasses, which had been a life-long interest since his time in Leicester and on which he became an acknowledged expert. He amassed a large herbarium of grasses from all over the world, which was donated to Reading University in 2004.

This change in interests evidently led to Ron depositing his Diptera collection at the Bristol Museum & Art Gallery before his move to Norfolk. This collection comprises 50 store boxes, with most families represented. Dipterists Forum is to hold its AGM at the Bristol Museum in 2012 and a day visit by some Forum members to extract data from collections there is to be arranged before then. There are some of his specimens in the Natural History Museum and in the National Museum of Wales, Cardiff; he also donated to the BENHS a named collection of crane-flies, a group that was previously poorly represented in the Society's collections.

Ron Payne in 2001



Following Sheila's death in 2007 Ron returned to Westcliff-on-Sea, where he spent the remainder of his life. He was an active member of the BSBI and fuller obituaries are to be published by them, the LNHS and the BENHS, with complete lists of Ron's publications, altogether about 115 contributions on entomology and botany from 1941 to 2010. The list below is restricted to his publications on Diptera.

As Alan has acknowledged one of Ron's legacies was his help and influence in assisting him and others in getting firmly on the road to the study of flies and he was a strong influence in the concept of long field meetings, which Alan started under the Crane-fly Recording Scheme in 1973 and which have since continued with great success.

I am grateful to Ron's daughter Maggie Gibson for biographical details and the photographs of Ron included here, and to Ken Adams for information on Ron's publications.

Peter Chandler

R.M. Payne publications on Diptera

- 1960. Some crane-flies in the Lake District. *Entomologist's Rec. & J. Var.* **72**: 270-271
- 1961. More crane-flies from the Lake District. *Entomologist's Rec. & J. Var.* **73**: 239-240.
- 1963. Crane-flies in Derbyshire and East Norfolk. *Entomologist's Rec. & J. Var.* **75**: 85-87.
- 1964a. Diptera in Galloway and Central Wales. *Entomologist's Rec. & J. Var.* **76**: 44-46.
- 1964b. Consider the flies. *Bulletin of Amateur Entomologist's Society* **23**: 112-114.
- 1965a. Diptera in Brecon. *Entomologist's Rec. & J. Var.* **77**: 20-21.
- 1965b. Empididae (Diptera) in Brecon & Kirkcudbrightshire. *Entomologist's Rec.*

- & J. Var.* **77**: 109-110.
- 1965c. A Plea for Recording on a Vice County Basis. *Entomologist* **98**: 87.
- 1965d. Crane-flies. *Bulletin of Amateur Entomologist's Society* **24**: 9-10.
- 1965e. Collecting Crane-flies. *Bulletin of Amateur Entomologist's Society* **24**: 36-38.
- 1966a. Mainly Crane-flies in Central Wales. *Entomologist's Rec. & J. Var.* **78**: 54-55.
- 1966b. Phantom Crane-flies. *Bulletin of Amateur Entomologist's Society* **25**: 40-41.
- 1966c. Flies associated with *Sonchus palustris* L. (Compositae). *Entomologist's mon. Mag.* **102**: 21.
- 1967a. How I became an Entomologist. *Entomologist's Rec. & J. Var.* **79**: 44-45.
- 1967b. [with A.E. Stubbs]. Tipulidae (Diptera) in Central & North Wales *Entomologist's Rec. & J. Var.* **79**: 173-177.
- 1967c. Diptera in Moray and Inverness. *Entomologist's Rec. & J. Var.* **79**: 198-199.
- 1967d. Crane-flies in Thorndon Park, South Essex. *Essex Naturalist* **31**: 342-346.
- 1968a. The Crane-flies of Epping Forest. *Entomologist's Gazette* **19**: 33-43.
- 1968b. Two crane-flies new to Wales. *Entomologist* **102**: 137-138.
- 1968c. Hover-flies in an Essex Garden. *Essex Naturalist* **32**: 161-163.
- 1968d. More Records of *Brachyopa* (Diptera: Syrphidae). *Entomologist's Rec. & J. Var.* **80**: 298.
- 1969a. Records of Empididae (Diptera). *Entomologist's Rec. & J. Var.* **81**: 60-61.
- 1969b. Parmenter as a Dipterist. *Entomologist's Rec. & J. Var.* **81**: 183-184 [following obituary of Leonard Parmenter by S.N.A. Jacobs on p. 182].
- 1969c. A Crane-fly's Day. *Entomologist's Rec. & J. Var.* **81**: 217-220.
- 1969d. The Future of the Amateur Entomologist. *Entomologist's Rec. & J. Var.* **81**: 267-269.
- 1969e. Essex Crane-flies. *Essex Naturalist* **32**: 216-220.
- 1970a. Hover-flies in a Glamorgan Garden. *Entomologist's Rec. & J. Var.* **82**: 26-28.
- 1970b. Hover-flies. *South Essex Naturalist* (1969) pp. 35-36.
- 1970c. Leonard Parmenter, 1903-1969. *London Naturalist* **49**: 130-131.
- 1971a. Horse flies. *South Essex Naturalist* pp.15-16.
- 1971b. Essex Diptera: An Appeal for Records. *Essex Naturalist* **32**: 300-301.
- 1972a. Hover-flies. *Essex Field Club Bulletin*, Spring 1972.
- 1972b. Soldier-flies. *South Essex Naturalist* (1971) pp.21-22.
- 1973. Some uncommon Syrphidae (Diptera) in Essex. *Entomologist's mon. Mag.* **108**: 165.
- 1974a. Robber-flies. *South Essex Naturalist* (1972) pp.27-28.
- 1974b. *Hybomitra expollicata* Pand. (Diptera: Tabanidae) in Essex. *Entomologist's mon. Mag.* (1973). **109**: 213.
- 1975a. The Hover-flies of Essex. *Essex Naturalist* (1973/4) **33**: 79-103.
- 1975b. Insects on flowers of *Inula crithmoides* L. (Compositae). *Entomologist's mon. Mag.* (1974) **110**: 202.
- 1975c. Insects on flowers of Elecampane (*Inula helenium* L.). *Entomologist's mon. Mag.* (1974) **110**: 221.
- 1975d. St. Mark's Flies and Others. *South Essex Naturalist* (1974) pp.14-15.
- 1976. Diptera Notes [for 1975]. *South Essex Naturalist* (1975) p.30.
- 1979a. Insects attracted to Alexanders (*Smyrniolum olusatrum* L.). *Entomologist's mon. Mag.* (1977) **113**: 233-234.
- 1979b. Flies associated with Badgers. *Entomologist's mon. Mag.* (1978) **114**: 126.
- 1980. Flies associated with seaweed in Essex. *Entomologist's mon. Mag.* **116**: 82.
- 1981. Insects on flowers of *Senecio fluviatilis* Wallr. *Entomologist's mon. Mag.* **117**: 98.
- 1982. More flies associated with Badgers. *Entomologist's mon. Mag.* **118**: 162.
- 1984. Insects on *Hieracium speluncarum* Arv.-Touv. *Entomologist's mon. Mag.* **120**: 118.
- 1986. Flies on cattle in North Somerset. *Entomologist's mon. Mag.* **122**: 242.
- 1987. Diptera. In Janes, R. (Ed.) *Natural History of the Chew Valley*. 80 pp.

Review

On the road to Mendeley

I've persisted with this programme (<http://www.mendeley.com/>), Adrian Plant said it "seems to hold great promise" (Bulletin #70, p11). It's a reference manager and academic social network (optional) that automatically generates bibliographies. I found it a bit frustrating at first, but I guess a lot of that was due to the shortage of free reprints in an electronic format - or at least the ones I want. However, the programme itself has improved and it appears that some kind people are releasing more entomological papers as freebies on the internet so I've begun to use it a lot more to help me organise material (mainly pdfs) on all sorts of topics so that I can find them much more easily.

I know not many have picked up this free application but I'm going to forge ahead in the hope and expectation that others will be curious enough to experiment with it. The great advantage of there being others with the same line of interest is that one can set up an interest group then share the contents with them - much along the same lines as LinkedIn (<http://www.linkedin.com/home>) - the professional networking system. Mendeley does the same thing with your catalogues of references.

I've been tinkering around with some of its functions recently:

- linking pdfs that I've got kicking around my hard disk (and Word documents - but I usually convert to pdf first) and making sure that I've collected all the elements of the citation (Title, author, keywords, year, website link etc.)
- setting up groups and arranging the material by topic and subtopic (these groups can be shared but you can keep them private - as most of mine are). So for example I've got one for Micropezids and under that I have all the Families separately as subgroups, I just drag and drop from my main list into one or more subgroups
- fiddling about with different Citation styles; the main lists in these groups display according to the citation style you choose, there are hundreds of them available but they are mostly medical so finding the best one to suit entomology (I wish there was a "Chandler style" in their list) is tricky. Once you've got this list it's a simple job just to highlight them all and paste into whatever document you are working on - I've used that system a couple of times in this Bulletin. For you techies, the Citation style is in Citation Style Language v1.0 (an XML) so you can set up your own, I'll no doubt have written a few of these myself before long.

Don't be put off by the idea that it seems as though these should only be documents that are in electronic format, in fact the reference can be to a "fresh air" document. The problem with such a document, which you don't have electronically, is that you have to type it all out whereas a pdf (if prepared properly) will automatically fill in most of the fields of the reference when you link it up. On the plus side, if others were doing the same in your area of interest then the collaborative sharing system would reduce the workload.

Another really useful thing you can do with it is to select by authors (includes co-authors) so amongst other things obituary lists will be a bit easier.

So do experiment with it, you need not commit yourself to shovelling vast quantities of data into it at first (indeed I'd counsel against that) but just try it out on your handful of pdfs on Spiritualism, Homeopathy & Cretonism first. Contact me when you want to experiment with this sharing thing, I've not tried it yet.

Darwyn Sumner

Publications

I appreciate that there is a great danger in asking dipterists to keep an eye open for publications that might be of interest to the Bulletin readership, huge lists from someone's specialist groups might prove to be very daunting. I am therefore very pleased that Barbara Ismay has responded with the following nice and concise list:

Bechev, D. & P. Chandler. 2011. Catalogue of the Bolitophilidae and Diadocidiidae of the World (Insecta: Diptera). *Zootaxa* 2741: 38–58

Mc Donnell, R.J., C.D. Williams, O. Shine, L. Knutson & M.J. Gormally. 2010. Faunistics data for Sciomyzidae (Diptera) in the west of Ireland with distribution maps, species accounts and comments on community structure. *Irish Biogeographical Society Bulletin* 34: 150–218.

Pont, A.C. 2011. The Muscidae described by J. W. Zetterstedt (Insecta: Diptera). *Zootaxa* 2852: 1–83. [Appendix by Bergström, C. & A.C. Pont]

Williams, C.D., M.J. Gormally & L.V. Knutson. 2010. Very high population estimates and limited movement of snail-killing flies (Diptera: Sciomyzidae) on an Irish turlough (temporary lake). *Biology and Environment* 110B(2): 81–94.

Barbara Ismay

This one looks interesting, I'd like to read it to determine whether I am confused about accessing Biodiversity Information on the Internet, but it would cost me \$43 to download it, so I can't.

Carling, R.C.J. & Harrison, J. (2007) Biodiversity Information on the Internet: Cornucopia or Confusion?

Darwyn Sumner

Books

Diptera

WILDGUIDE: BRITAIN'S HOVERFLIES



WILDGuides

We have taken just over 100 advance bookings for this important addition to the literature on the British fly fauna. Our hope had been to produce it in time for the Bird Fair at Rutland Water in late August but reality has shown that we were over-optimistic in this ambition.

As the Summer Newsletter goes to press we are rapidly approaching completion of the text and are ready to send it to the publishers.

We are in the process of contacting photographers who we hope will contribute to this book. However, it is self-evident that we will not make the August deadline that we had originally hoped to achieve.

Discussions with the publishers suggests that the book will finally emerge after Christmas 2011. We are very sorry about the considerable delay but wish to reassure those who have pre-booked a copy that it will arrive before the next field season. The delay has arisen because we have taken on far too many jobs; notably a new hoverfly atlas that will coincide with the 6th International Symposium on the Syrphidae in Glasgow, organisation of this conference, and several Dipterists field meetings.


The final publication price of the guide has yet to be finalised but it now looks as though it will be above £20.00 so the pre-publication offer will be very good value for money. Anybody still wishing to take advantage of this offer should contact Roger Morris at roger.morris@dsl.pipex.com for an application form. The revenue from these sales will go towards Dipterists Forum's work in promoting the study of flies and in particular towards its training initiatives.

Roger Morris & Stuart Ball

Plant galls

Britain's Plant Galls: a photographic guide

Michael Chinery; WILDGuides Ltd. 96pp. £15.00



Plant galls are induced by a variety of organisms, including many Diptera. Individual species are frequently host-specific and the response to their stimuli is generally distinctive. Consequently, galls are usually a clear indication of the presence of another organism and can therefore be a useful way of recording both the host and the cause of the gall. As the gall is often visible long after the departure of its initiator, it is often possible to extend the recording season. Diptera form a significant component of the gall-forming community, with the

gall midges (Cecidomyiidae) and picture-winged flies (Tephritidae) figuring highly. Yet, few of us make much effort to note galls; perhaps the absence of a pocket guide has been an impediment to this?

This colour guide makes no claim to be comprehensive and cannot be, given that over 1,000 galls are known (including about 260 rust fungi). This introductory guide therefore depicts a representative selection of what might be encountered. It is organised according to the host plant, starting with oak, which occupies a total of 18 pages and is colour-coded separately (green). A further alphabetically arranged section of 39 pages covers other trees and shrubs follows (lilac-coloured) and is followed by herbs and grasses (22 pages, yellow code).

It is not entirely clear at first glance why particular representatives were chosen, but it appears that many of the most distinctive galls have been depicted. This is logical because the aim of the book is to raise the profile of plant galls and to encourage greater interest in them. The coverage of gall-inducing organisms means that Diptera feature at a relatively low level, especially as many gall midges and picture-winged flies cause relatively inconspicuous galls. More conspicuous species covered include cigar galls by *Lipara lucens*, and the galls formed by *Urophora cardui*. I noted that the account for cigar galls did not mention the two other *Lipara* species and consequently there is a danger that erroneous records of *L. lucens* will increase in local records centre datasets.

It is inevitable that the abbreviated representation of just over 200 galls means that this book can only be regarded as an introductory guide, but its size and suitability for carrying in the field means that it should greatly improve field recording of some of the more distinctive and commoner calls. It is well-written and cleanly presented and is therefore likely to act as a valuable introduction that will hopefully stimulate new interest in plant galls. I shall certainly try to carry my copy in the car so that I can record galls when in the field.

I recommend this book to anybody with a passing wish to gain greater familiarity with plant galls. It is well-produced and presented in A5 format with a laminated soft cover. In common with the format WILDGuides have established in their "Britain's" series (which will soon include a guide to hoverflies), it is extremely well illustrated with excellent colour photographs.

The one small drawback that may be a problem for the publishers is the price. We have long become used to spending relatively little on small books, and £15.00 might be regarded as expensive for less than 100 pages. However, a quick check of booksellers on the internet shows that some well-known web-based companies are offering this excellent book at well below its RRP. It is worth bearing in mind that this means that the publishers are forced to price their products at a much higher mark-up than might previously have been the case. The buying-power of certain booksellers means that publishers of specialist books with low turnovers are unable to generate the margins needed to maintain the business and to produce new and much-needed titles. This is an issue that must concern all serious natural historians because they rely on specialist publishers to produce books that will only ever have relatively short print runs.


Special deal for DF members

Buy *Britain's Plant Galls* at a discount

Copies can be obtained by DF members from Roger Morris at £11.00 plus £2.50 p&p. Please send cheque made out to DIPTERISTS FORUM to 7 Vine Street, Stamford, Lincolnshire PE9 1QE.

Natural History

Deakin, R. 2008. *Wildwood: A Journey Through Trees*. Penguin, 416 pp., paperback £7.99. ISBN 9780141010014.



This is a good read for anyone with a Natural History background, just the sort of thing to dip into when taking a 5 minute break from the rigours of the Dipterists Forum sweatshops. Roger Deakin was a naturalist of the old school who seemed to take things to extremes, choosing to sleep out in old barns, sheds and abandoned railway carriages on occasions in order to observe wildlife. Extracts from this book are currently the subject of a series on BBC Radio 4.

Darwyn Sumner

A DIPTERIST'S HANDBOOK

This is still available at the price of £32 if buying in person from Peter Chandler (at Dinton Pastures or at the AGM in Manchester) or from Erica McAlister at the NHM, or at £36.68 including postage and packing within the UK

Contact Peter Chandler at chandgnats@aol.com

Dipterist Forum Reports

Bundled into this issue is an idea for reporting on progress in certain areas by Dipterist Forum. It is suggested that reports on certain topics might, in future, be made available only by downloading from the website. Examples might be:

- a similar report on Recording Schemes,
- guides to users of Recorder and Mapmate,
- guide to NBN Gateway and the managing of datasets there and how best to get what you want from it.

Your ideas are welcomed.

Checklist updates



As indicated in the Spring Bulletin (page 10) updating of the checklist is ongoing and the changes in the latest Dipterists Digest (volume 18, part 1) have now been incorporated. This updated version will be available on the website and it is intended that this will be replaced with a newly updated version following the publication of each issue of the Digest. Please let me know of any errors or discrepancies and keep me informed of any changes,

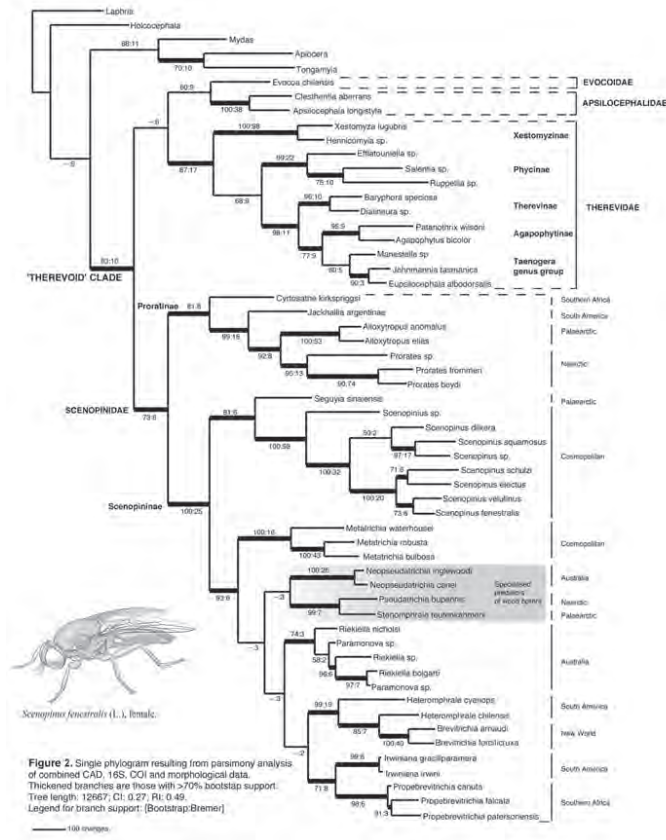
in British or foreign literature, that come to your notice, in particular any that may have been overlooked in the compilation of changes reported in previous issues of the Digest.

Peter Chandler

Websites

Scenopinidae

Gaimari S, Winterton S. **Window Flies of the World (Diptera: Scenopinidae)** [Internet]. [cited 2011 Aug 25]; Available from: <http://www.cdfa.ca.gov/phpps/ppd/entomology/scenopinidae.html>



The Window-fly website, an ongoing piece of research by the two authors, a terrifically comprehensive site, most interesting. What I want to know is how they managed to do so much evolving without windows?

Darwyn Sumner

Reports

Biodiversity

Board, A., Allen, D., Frost, M., Greenaway, B., Ukeof, L. & Parr, T. (2010) **Beyond 2010 : Strategies for understanding and responding to long- term trends in UK biodiversity.** Conference report. p. 42. Natural History Museum London, London, Flett Theatre.

Download this at <http://www.ecn.ac.uk/Conf2010/report.asp>



Light pollution

Bruce-White C, Shardlow M. 2011. **A Review of the Impact of Artificial Light on Invertebrates.**



Meetings

Meetings

Reports

Spring Field Meeting

Abergavenny

12-15 May 2011

After a very productive stop on the banks of the River Wye at Monmouth, a shredded auxiliary drive belt meant that the Peterborough Mafia (Alan, Stuart & Roger) spent some 3 hours broken down in a roadside verge on the A40 nine miles east of Abergavenny. It could have been worse - Stuart found a few insects to photograph so we kept ourselves roughly amused. This was an inauspicious start to this first meeting of the year!



Mark Pavett, Roger Morris and Russell Leavett (photo Adrian Plant)

The meeting itself was one of the best attended spring meetings to date with 20 members participating for all or part of the weekend. Short spring field meetings have been a recent addition to the Dipterists Forum calendar. They were originally conceived because several members wanted to come on a meeting but had not got the energy for the full week meeting. It is therefore a great pleasure to greet friends who one might not otherwise see on field meetings. We were also delighted to welcome several members who had not previously attended a residential field meeting.

Our accommodation was in guest houses for the first night after which the majority of the group transferred to Mulberry House Hostel for Friday and Saturday nights. This venue was simple but very acceptable and we enjoyed excellent hospitality.

Day one started nice and bright but rapidly declined to overcast and threatening to rain (it was Wales); conditions that we had forgotten during this exceptionally dry spring. Given the size of the group it might have been appropriate to split the group, but most kept together as few were keen on the upland localities favoured by Alan Stubbs and Martin Drake and I wanted to keep the group together so that our new members got a chance to meet everyone. We therefore maintained a large group with a breakaway group of two.

The main party first visited Allt yr Esgair Wood - a mixture of old trees and recent re-growth that had previously yielded an excellent saproxylic beetle fauna. The weather conspired against us here and elsewhere with heavy cloud and the occasional break of sunshine. The most notable record here was the spectacular cranefly *Cteno-*

phora pectinicornis. For me, the Keroplatid *Platyura marginata* was a point of interest because it is a big fungus gnat that even I can recognise! It was noted by several of the party and turned up at several other sites during the weekend.

Llangorse Lake, our second venue, yielded plenty of records when we were last in the area in 1997. It was equally interesting this time, with substantial numbers of the Sciomyzids *Sepedon spinipes* and *S. sphegea*.

Our final venue was the banks of the River Usk at Llangynidr Bridge. This rocky river valley proved to be the most productive site, yielding the scathophagid *Cosmetopus dentimanus* despite the weather which turned to drizzly rain. This appears to be the only sixth British record, and makes an important contribution to our knowledge of riverine fly assemblages. The party of two uplanders also ended up on the Usk banks near Abergavenny where presumed larvae of *Clorismia rustica* were found, along with the sandy-river specialists *Nephrotoma lunulicornis* and *Platypapulus melancholica*.

Thankfully, our second day was blessed with much better weather. The group split up to visit several localities. One party went to Magor Marsh on the Gwent Levels, another went to an extensive shingle system on the Usk and a further group went to Deri Fach (woods north of Abergavenny) which yielded *Rhagio notatus* and *Xylophagus ater*. Deri Fach also produced the biggest fungus gnat list with 46 species.

Two parties homed in on the alder woodland at Cwm Coed-y-Cerrig NNR, noting several specimens of the hoverfly *Rhingia rostrata* which appears to be widespread in this part of south Wales. The most interesting record was a specimen of the muscid *Phaonia latipalpis* (= *umbraticola* of Fonseca's handbook) taken by Peter Chandler; it is seemingly distinctive but Peter felt that he would get it checked. The asilid *Dioctria oelandica* and the hoverfly *Volucella inflata* were additional important records.



Dipterists Forum at Llangorse Lake (photo Adrian Plant)

A sizeable party then investigated the conifer woodlands at Mynydd Du which yielded large numbers of the hoverfly *Sphegina sibirica* when we visited in 1997. This site was also very productive for fungus gnats when we held our autumn field meeting in Abergavenny in 2008. This year it proved just as rewarding with a female of the spectacular cranefly *Tanyptera atra* and the little cranefly *Molophilus czizeki* was frequent at the river here. Clouds of *Sphegina sibirica* were noted at hawthorn blossom together with a variety of other hoverflies such as *Brachyopa scutellata*.

The hoverfly *Xanthogramma citrofasciatum* was a further notable record from this site.

For me, three days are barely enough and Sunday arrived all too quickly. The skies were overcast and this may have precipitated the departure of much of the group. Even so, a determined party headed east and stopped in the Forest of Dean. Cool overcast weather was not conducive to recording flies but sunny intervals allowed us to record flies at wood spurge and hawthorn blossom at Cannop Ponds. Our second site at Horse Lawn yielded a further specimen of the crane fly *Tanyptera atrata*; this time a fine male.



Dipterists Forum at Llangorse Lake (photo Adrian Plant)

Both sites yielded large numbers of fungus gnats bringing the weekend total to 95 species including three Nationally Scarce species: *Anaclileia dispar*, *Mycetophila bialorussica* and *Mycomya parva*. Alan Stubbs collected several cubic centimeters of flies from our first locality and I managed a similar volume from the second site.

Data for the meeting are coming in and it is good to note that we managed 71 species of crane fly, which is a modest contribution and by no means exceptional.

Members attending: Stuart Ball, Howard Bentley, Peter Chandler, Jonathan Cole, Phil Cutt, Martin Drake, Kim Goodger, Andrew Halstead, Nigel Jones, Russell Leavett, Brian Levy, Erica McAlister, Nathan Medd, Roger Morris, Malcolm Smart, Alan Stubbs, Mark Pavett, Adrian Plant, Mike Pugh, Judy Webb.

Postscript: My gnats went in the post to Peter who subsequently reported 'Your gnats arrived today. They had been ground into thousands of fragments by the post office but I managed to find identifiable bits of 14 species!' And there I was thinking I'd managed to get a nice pile of gnats for the records! There is a motto to this - put your gnats into crush-proof receptacles!

Roger Morris

Summer Field Meeting

Exeter University

2-9 July 2011

Exeter is well placed for the South Devon coast, Dartmoor and the East Devon heaths and, in common with several recent summer field meetings, was extremely well attended with 32 participants.

We generally start with a brief over-view of the study area but this year I also made a point of discussing health and safety issues. We are developing our own risk assessments for field meetings, which accompany this note and are available for anyone who is running their own meetings. Any suggestions for improvements are welcome and a continually updated version will be posted on the web site.



The 'Lab'. Present L-R: Peter Chandler, Alan Stubbs, Nigel Jones, Steve Crellin, Richard Underwood, Howard Bentley, Mike Pugh and Victoria Burton.

Our first day saw the group split into two parties; one heading for the pebblebed heaths to the south-east of Exeter and the other for Exminster Marshes and Dawlish Warren. It was a lovely, if rather hot, day but relatively few notable flies were found. The best fly of the day was undoubtedly the muscid *Neolimnophora maritima*; two of which were taken by Nigel Jones on the saltmarsh to the rear of Dawlish Warren. This is one of the few sites this fly has been recorded previously and it is good to know that it is still present. On the Pebblebed heaths of Aylesbeare Common and at Bystock Pools, the hoverfly *Pelecocera tricincta* was taken. This tiny hoverfly, with its (relatively) enormous half moon shaped antennae is a heathland specialist that was noted from other heathland sites during the following days.

By the end of the evening the gnat total had reached 65 species with several more to dissect. Not bad for a first day in an area that had suffered severe drought as was evident from dry bogs on the heaths.

Day two, another lovely sunny day, and the consensus was that we should head to the hills i.e. to Dartmoor and its wooded river valleys. Two parties headed to the Dart Valley Woods and the East Dartmoor Woods and Heaths National Nature Reserve (NNR) respectively. The Dart Valley and beyond party focussed on bogs, finding the yellow crane fly *Ormosia pseudosimilis* at two sites and *Phylidorea abdominalis* at a site where a search for *Eristalis cryptarum* was unsuccessful. At Dartmeet the aquatic snipefly *Atherix marginata* was found [Rob Wolton].

My party descended upon Albert Knott, the Warden of Yarner

Meetings

Wood, who very kindly ferried us to some less accessible parts of the NNR. Flies were sparse, but we did exceptionally well for fungus gnats with a total of 64 species for Yarner Wood itself. There were several other noteworthy records, including the beefly *Bombylius canescens* [Darwyn Sumner], the tachinid *Lophosia fasciata* [Chris Spilling] and the empid *Syndyas nigripes* [Martin Drake]. Nearby Watercleave Wood yielded the muscid *Phaonia latipalpis* (= *umbraticola* of Fonseca's key) [Peter Chandler]. This species is known from a relatively small number of records but was coincidentally recorded during the Abergavenny meeting this spring (also by Peter Chandler). By the end of the day, the gnat total stood at 105 species, but with 25 of these represented by single specimens.



Lunch at Yarner Wood L-R: Martin Drake, Darwyn Sumner, Stuart Ball, Victoria Burton, Ken Merrifield and Peter Chandler.

Day three saw us desperately trying to find flies in the face of low cloud and sea mists. There was no point in going high, and the coast seemed the most sensible option so we headed for Bolt Head. However, when our party reached the coast we found low cloud and damp vegetation that lasted until mid-afternoon. Few flies were active and only one species was added to the fungus gnat list. A high point was a singing male Cirl Bunting (two wings, so nearly Dipterous!) enjoyed by many of the party. By this time, the forecast for the rest of the week was unpromising!

Day four was forecast to be sunny in the morning, but with rain arriving by afternoon, so we got out early and headed for flushes on the eastern flank of Dartmoor and the Teign Valley woodlands. This had to be a fungus gnat day as the weather was not particularly promising and the sites we visited were relatively dark and had limited flowers. Even so, I managed to pick up a single *Neoascia obliqua* and several people collected *Sphegina verecunda* which is generally regarded as the rarest of the genus. Hoverflies were otherwise very sparse and the main effort went into collecting gnats. I had several cubic centimetres of material that kept me busy until 1am when I still had several tubes of flies to pin and identify.

The combined efforts of various dipterists recorded good numbers of fungus gnats at several sites, with the highest total of 47 species at Fingle Bridge, and added a further 21 species to the gnat tally and so the total for the week edged towards respectability! It has since been realised that these included a male of *Mycetophila sublynata*, a species new to Britain, from Dunsford Wood. This species was described from Russia, where it is widespread, in 1998 but has otherwise been recorded only from Finland and Sweden. It is rather similar to *M. lunata* and *M. dziedickii* but

has an additional group of spines on the gonostylus. A second male turned up later in the week (see below). The catch at Fingle Bridge included the uncommon species *Mycetophila lastovkai*, which had also been found earlier in the week at Thomas Cleye Wood by Chris Spilling.

Thursday promised heavy showers. We were scheduled to visit to Rob Wolton's farm. Our outward journey seemed promising until the heavens opened about ten minutes before we reached our rendezvous and the rest of the day was punctuated by sharp showers that wetted the vegetation and made sweeping difficult. We started off at Prewley Moor which is a fantastic wet hillside. The upper part of the site, on the north-west flanks of Dartmoor, has a series of wet flushes which were a bit exposed and produced little. Below this lies Lower Prewley which is one of the nicest sites I have seen in many years. It consists of a very extensive wetland characterised by Bog Bean and Marsh Lousewort and I found it amazing that it has not even been designated a SSSI; it should really be a SAC! Unfortunately the flies were not great, perhaps because we were interrupted by another heavy shower.

Locks Park Farm is Rob Wolton's masterpiece with fantastic hedgerows and wonderfully rich fields. We could easily have spent the whole day there in better weather but, it rained heavily several times during our visit. Even so, Rob was able to show us THE most amazing sap run on an oak tree in one of the field boundaries. I've never seen anything quite like it with most of the lower trunk dripping with sap and the whole area smelling of fermentation. *Drosophila obscura* was the only fly visiting it while we were there. Rob is studying a 100 metre section of one of the hedges to see how many species it supports and set us the challenge adding to the 600 plants and animals he has already recorded. Erica McAlister added *Loxocera albisetata* and others will doubtless improve the list once they have identified their small, damp collections!



Examining the sap run oak at Locks Park Farm. L-R Rob Wolton, Alan Stubbs, Stuart Ball, Nigel Jones, Richard Underwood and Martin Drake.

Rob then took us to Scadsbury Moor; a Culm grassland that was floristically rich but difficult to work because the grass was wet. For me, the highlight here was the incredible number of Meadow Thistle *Cirsium dissectum*. Finally, a much-depleted party went to another Culm grassland site at Coombe Farm with an aspen grove before heading home. Everybody was pretty tired because walking over *Molinia* tussock grassland can be strenuous.

Our final day saw the group disperse to various localities, many

Callicera rufa in Shropshire? We solved this enigma easily during our Devon field week by espousing: “Darwyn’s theory of spontaneous generation through the acquisition of acquired environmental characteristics” If the habitat is right, it’ll pop out of thin air.

of which had been visited previously. This day was punctuated by showers and no sooner had the vegetation dried out before the next shower re-wetted it. A highlight was a visit to Orley Common, one of the few limestone grasslands left in Devon: it was floristically rich and moderately productive under the prevailing conditions. Other people went to the coast in SE Devon: John Kramer reported the cranefly *Orimarga* on cliff seepages. A quiet end to the week but at least it meant we did not have vast volumes of material to identify that evening. Even so, there were odd points of excitement, especially when Howard Bentley realised that he had taken an odd *Haematopota* at Exminster Marshes that was finally named as *H. subcylindrica* by Alan Stubbs and Andrew Grayson.

Despite somewhat indifferent weather and the impact of drought over the preceding months, the final tally of unusual records was impressive. The lists of fungus gnats and craneflies were respectable, currently standing at 142 and 80 species respectively. Apart from the new addition only a few uncommon gnats were recorded but there were several noteworthy craneflies such as *Geranomyia bezzii* on the Saltmarsh at Dawlish Warren [Chris Spilling], and *Hoplalabis areolata* and *Rhabdomastix edwardsi* from the marshes along the River Teign [John Kramer] and *Orimarga virgo* from Seaton [John Kramer]. Fungus fruiting bodies were scarce but a colony of the bracket fungus *Polyporus squamosus* at Bovey Heathfield produced *Drosophila histrio*, *D. phalerata* and *Hirtodrosophila confusa* [Roger Morris].



2. The modern Dipterist - Darwyn Sumner in search of ‘small game’.



The effects of too much exposure to Ethyl Acetate: Alan Stubbs models the latest in designer entomological equipment. (*A man out-standing in this field - Ed*)



The 100 metre study hedge at Locks Park Farm. DF members in sequence: Kim Goodger, Adrian Plant, Andrew Cunningham, Nigel Jones, Peter Chandler and Stuart Ball.

One party led by Una Garland avoided rain by walking from the Sidmouth donkey sanctuary to reach the coast at Weston Mouth, where cliff seepages produced *Oxycera rara* and *O. pygmaea*, aquatic stratiomyids having been generally scarce during the week. After visiting river shingles on the River Otter at Harpford this party descended into a deep streambed in Harpford Wood; although this wood is largely a conifer plantation, a second male of *Mycetophila sublanata* was found as well as another scarce gnat *Mycomya parva*. A final visit of the day was a tour of Una’s 5 acre grassland site at Harpford.

Dawlish Warren proved to be a very productive site. The muscid *Neolimnophora maritima* has been previously recorded from Dawlish and this is only the third British record since 1960 and the first since 1988. This site also yielded *Thereva bipunctata* [Mike Howe], *Muscidideicus praetextatus* [Martin Drake], *Sciapus laetus* and *Acanthiophilus helianthi* [Nigel Jones].

A. helianthi was also recorded from Andrew’s Wood by Alan Stubbs. The term wood can only be loosely applied to this site, which is slowly reverting from farmland to woodland. Its flora is remarkable with a large stand of Heath Lobelia and its Diptera appear to be good too: Steve Crellin took *Sapromyza albiceps* here.

The RSPB reserve at Exminster Marshes was visited by several parties over the week. Unusual records included *Platycheirus immarginatus* [Alan Stubbs] and *Haematopota subcylindrica*

[Howard Bentley]. In addition, *Dioxyna bidentis*, a very local tephritid was found; its host plant is bur-marigold. Apart from the Diptera, Rita & Ken Merrifield found the clerid beetle *Tillus elongatus* (although it is not particularly rare in southern Britain, this is apparently the first Devon record for at least 100 years) and Roger Hawkins took the hemipteran *Stenodema trispinosum*.

Whiddon Deer Park yielded a number of good records, the best of which was the tephritid *Cryptaciura rotundiventris* [Mick Parker]. Other noteworthy flies included the cranefly *Phylidorea longicollis* and an unusually late adult *Microdon* which is most likely to be *M. myrmicae* [Keith Alexander].

The party ranged far across East Devon, visiting a wide variety of additional sites, but relatively few notable flies were recorded. The acrocerid *Ogcodes gibbosus* was noted from Bovey Heathfield [Mike Howe]. Two noteworthy conopids were reported: *Thecophora fulvipes* [Chris Spilling] from Thomas Cleve Wood and *Zodion cinereum* [Nigel Jones] from Dunsfold Wood. Malcolm Smart and John Kramer took *Atrichops crassipes* and *Ibisia marginata* from the River Teign at Bovey Tracey. Rob Wolton visited the former sludge beds on the outskirts of Exeter and found a Musk Beetle *Aromia moschata*. This splendid metallic purple-green longhorn is very scarce in South-west England and is a remarkable record for Devon. Finally, the grounds of the University also yielded noteworthy insects, including the lygaeid bug *Orsillus depressus* which is a recent introduction that feeds on Lawson's cypress.

Andrew Grayson concentrated on finding oestrids (bot flies) and spent a lot of time looking through pony dung for larvae and puparia. He was amazingly successful, returning on the first occasion with four larvae and puparia and on a second occasion with ten larvae, probably of two different species! Oestrids are very seldom encountered, but Andy makes it look easy!

Organising field meetings is always a challenge but this year the process was greatly eased by the local knowledge of Rob Wolton and Martin Drake, who helped to arrange access permissions, and also by advice from Matt Prince. We also had a great deal of help from the Devon Wildlife Trust, Dartmoor National Park, Forestry Commission and National Trust - to whom I am indebted.

We stayed at an Exeter University Hall of Residence which was an excellent venue with friendly and helpful staff and good food. Breakfast in particular was superb. The Forum was able to offer a full week's board and lodging, including the use of the two Common rooms as a 'lab', for £305 per head. Accommodation was in single rooms [fittings including a small fridge - very useful for storing specimens] with showers and toilets at the end of the corridor. The only downside was the somewhat thin walls which meant some people were disturbed by snoring neighbours and noisy bathroom doors!

Participants:

Keith Alexander, Stuart Ball, Howard Bentley, Nicola Bacciu, Victoria Burton, Peter Chandler, Steve Crellin, Andrew Cunningham, Martin Drake, Mike Edwards [Dorset], Una Garland, Andrew Grayson, Kim Goodger, Roger Hawkins, Mike Howe, Nigel Jones, John Kramer, Erica McAlister, Ken Merrifield, Rita Merrifield, Roger Morris, Mick Parker, Adrian Plant, Nigel Pinhorn, Matt Prince, Mike Pugh, Chris Spilling, Malcolm Smart, Alan Stubbs, Darwyn Sumner, Richard Underwood, Rob Wolton

Roger Morris

Forthcoming

The future of Dipterists Forum field meetings

Dipterists Forum has run a week-long summer field meeting and a shorter Autumn field meeting since 1973. These meetings have attracted varying levels of attendance. Alan Stubbs and Ian McLean ran the meetings for almost two decades, but passed the role on when the Nature Conservancy Council was split up in 1991 and it became apparent that engagement with the voluntary sector was less of a priority (Alan also retired). In the following years the job of organising Summer meetings passed to a variety of people, some of whom were ex NCC staff who were still employed by English Nature and CCW. Table 1 lists those members that took on what is quite a demanding job, and was especially difficult if the organiser did not work for the Country Agencies which gave greater access to site ownership information and colleagues who might help with permissions. Whilst the role of summer field meetings organiser moved about, Peter Chandler took over the Autumn field meetings from Alan Stubbs in 1999 and ran them until 2004.

Year	Location	Organiser	Attendance
1992	Stirling	Roger Morris	17
1993	Norfolk Broads	Martin Drake	34
1994	Preston Montford	Roger Morris & David Heaver	25
1995	Ayr	Roger Morris	20
1996	York	Roy Crossley & Roger Morris	c20
1997	Abergavenny	Liz Howe	27
1998	Dorset	Liz Howe & Mick Parker	27+
1999	Grange-over-Sands	Malcolm Smart	26
2000	Launceston	Malcolm Smart	25
2001	Launceston	Malcolm Smart	17
2002	Muir of Ord	Malcolm Smart/Chris Spilling	17
2003	Suffolk	Ivan Perry	34
2004	Wiltshire	Peter Chandler	32

Table 1. Summer field meetings between 1992 and 2004.

I took on the role of Field Meetings Secretary in November 2004 - in time to organise the 2005 programme, since when a total of 20 meetings of two or more days have convened (Table 1). Two one-day meetings have also been convened by John & Barbara Ismay.

	Spring	Summer	Autumn	Additional
2004		Wiltshire 32	Pestalozzi, Sussex 9?	
2005	Stamford 14	Durham 24	Isle of Wight 7	
2006	Hereford 19	Plumpton 26	Llandrindod Wells 11	Burnham Beeches Langley Country Park ?
2007	Castle Acre 19	Aberystwyth 27	Loughborough 13	?
2008	Lincoln 9	Cairngorms 28	Abergavenny 11	
2009	Scarborough 14	Swansea 31	S. Scotland 6	Bridgnorth 9
2010	Windsor GP 28	Stackpole 30	Dorset/Devon 11	Wells 14
2011	Abergavenny 20	Exeter (28+)	North Pennines & Lakes	

Table 2. Attendance at Dipterists Forum field meetings 2005-2010.

The Spring field meeting was precipitated by requests from several members for shorter meetings as they could not cope with a full week's meeting. It started in 2005 as a weekend meeting with the option of arrival a day earlier. Since then, the Spring meeting has generally been treated as a three-day event. It is usually based in guest houses and does not involve communal identification sessions. In 2010 the meeting at Windsor was a departure from the format because it involved meeting at a single site and did not include any residential organisation.

The Summer field meeting has maintained its original form, but with several changes to the approach to access permission. Historically, DF sought access to all the biological SSSI within a radius of about 50 miles of the venue. This often involved 60+ sites and required a great deal of effort to organise permission from private landowners. It ceased to be tenable as the level of assistance available from the Country Agencies has declined markedly. Today,

the Country Agencies (Countryside Council for Wales, Natural England and Scottish Natural Heritage) have tightly defined roles that do not involve the voluntary sector and cannot allocate officer time to site surveillance unless is specifically commissioned. We therefore focus on land owned by major public landowners: National Nature Reserves, County Trust reserves, National Trust property and open-access land such as Forestry blocks. In addition, much less emphasis has been placed on achieving maximum coverage of the geography. This approach means that far less land is surveyed but organising the meetings is much more practicable for the Field Meetings Secretary.

The Autumn field meeting usually ran from Saturday to Wednesday, but in 2009 and 2010 full week (Saturday to Saturday) meetings were held in venues further away from the main concentration of dipterists. These meetings have involved two venues with the group migrating en-mass on the Wednesday.

In 2009 and 2010 additional meetings were held in Wells and Bridgnorth. These were designed to accommodate members who could not attend the major meetings but wished to have an entomological break. No such meeting has been organised for 2011 owing to overload on the Field Meetings Secretary.

Developing issues

The process of finding venues for all meetings has been governed by a variety of critical considerations:

1. Cost is the greatest issue and a great deal of effort has been made to try to keep prices below £45 per day for the summer field meeting. This has been broadly successful to date, but prices are rising and are starting to impose a significant limitation on what can be organised.
2. We used to manage down costs by using dormitory accommodation but as we age that option is increasingly unappealing. However, there is the possibility of attracting a younger generation by offering cheaper venues that have shared rooms or dormitory accommodation.
3. Ideally, the venue should be one that has not been visited before. However, field meetings have been run for 38 years and new options are becoming less obvious. There have been several repeats over the years, most notably 3 meetings held on the Black Isle, and two at Launceston. I feel we need to start to re-visit some previously visited areas because those we've not been to are voids for good reasons:
 - no decent habitat (e.g. South Lincolnshire);
 - no accommodation (e.g. East Pennines and many parts of Scotland); and
 - poor logistics and limited road access (usually associated with an absence of sites and accommodation).
4. The venue needs to be well served by road systems such that groups can rapidly disperse to sites. However, suitable venues are becoming increasingly difficult to find and the meeting at Stackpole Head did not meet this condition.
5. Guest houses are becoming extremely expensive and it is worryingly difficult to find venues where a combination of suitable sites and cheap guest houses occur.
6. We have previously used field centres but many of those within our price range have dormitory accommodation and those with suitable rooms are beyond our price range.
7. Several members have dropped out of recent meetings owing to infirmity. Consequently, some thought needs to be given to accommodating members who want to attend for part of a week. In addition, the Stackpole meeting allowed us to recognise the advantage of running meetings that have a number of large sites close by that could be visited on several successive days.
8. We have also lost some regular attendees as a result of reduced funding to Museum departments. This problem is unlikely to abate in the foreseeable future.
9. Meetings held in southern England run the risk of coinciding with droughts. This happened at Plumpton in 2006 and seems likely to happen in 2011. Consequently, southern England becomes an increasingly challenging option if venues such as university halls of residence

or boarding schools are to be used.

10. Although we are open to non-Dipterists attending, few do so. Remarkably, few Hymenopterists have attended in recent years (with the notable exceptions of Andrew Halstead and Nigel Jones).
11. We have developed a track record of visiting sites and not relaying data back to owners and occupiers (or local records centres). This means that we are not always welcome where we have imposed on past hospitality without meeting our side of the deal.

Proposals for 2012 to 2016

I have looked into a variety of possibilities, including several boarding schools, but as usual have found it quite difficult to find venues for the summer meeting that are suitably priced. A bigger problem emerges for the Autumn field meetings because inland venues are generally too expensive and few guest houses will accept single occupancy of twin or double rooms. Several possible venues have been abandoned for this reason, and consequently the Autumn meetings look likely to have to concentrate on coastal resorts where a big party may extend a guest house's season.

The programme for 2011 has been fixed and is included in table 3, which outlines proposed venues for the period 2012-2015.

Table 3. Provisional programme for field meetings 2012-2015. Note, dates for Kingussie 2013 and beyond have to be confirmed.

	Spring	Summer	Autumn	Additional
2011	Abergavenny (12-15 May)	Exeter (2-9 July)	North Pennines & Lakes 8-16 October	
2012	11-13 May Bournemouth for Dorset and the New Forest	21-28 July Kingussie, Cairngorms	13-20 October Bangor, North Wales	Wells or Bideford *
2013	10-12 May Llandudno (Great Orme)	Charterhouse, Surrey	12-19 October Suffolk & Norfolk	Abergavenny, Wells or Bideford *
2014	16-18 May Sussex coast	Bideford	11-18 October Gower & Pembrokeshire coast	Criccieth & the Lleyn Peninsula?
2015	Undefined	The Trossachs	Undefined	
2016	Undefined	Abergavenny?	Undefined	

* Primarily a training event organised to fulfil the provisions of a grant from OPAL

Roger Morris



Chris Spilling and Roger Morris at Yarner (photo Adrian Plant)

Annual Meeting and Dipterists Day 2011

Manchester Museum

Oxford Road, Manchester, M13 9PL

Saturday - Sunday, 26th - 27th November 2011



DIPTERIST DAYS PROGRAMME

Saturday 26 November

9:30 The Museum opens - Assemble and set out exhibits. These exhibits may be viewed during the coffee and lunch breaks.

10:30 Talks begin in the main lecture theatre.

Accommodation in Manchester

City centre accommodation in Manchester is relatively expensive, so if you plan to stay overnight it is probably sensible to plan to stay outside the immediate city centre. Wherever you choose to stay it is important to book as early as possible to avoid disappointment.

Hotels close to the museum are:

Manchester Business School Hotel Booth Street East, M15 6PB, Tel: 0161 275 6303, <http://www.mbs.ac.uk/for-business/services-for-business/conference-facilities.aspx>

Travelodge Manchester Upper Brook Street Hotel, 227 Upper Brook Street, M13 0HB, Tel: 0871 984 8484, <http://www.travelodge.co.uk/hotels/info?hotelId=153/> (opening 22 October),

Britannia Hotel, 35 Portland Street, M1 3LA, Tel: 0161 228 2288, <http://www.priorguest.com/en/hotels/united-kingdom/manchester/13832/britannia>

If seeking accommodation further from the city centre and planning to travel in by public transport, it is suggested that you look in the vicinity of Oxford Road or Wilmslow Road for convenience

Programme of Talks

- 10:30 Introduction – Welcome to the Manchester Museum and its entomological collections
.....Dmitri Logunov
- 10:45 - 11:15 Time flies - an introduction to fossil Diptera in amber
.....David Penney
- 11:15 - 11:45 Culicidae (mosquitoes) in 21st Century Britain
..... Jolyon Medlock
- 11:45 - 12:00 Tea or coffee break
- 12:00 - 12:30 Talking rot: Deadwood for Dipterists
.....Keith Alexander
- 12:30 - 12:45 Does larval diet influence adult figure in flesh-eating flies?
a research project Peter Wing
- 12:45 - 13:00 Diurnal activity patterns of British Hoverflies
a research projectNathan Medd
- 13:00 - 14:00 Break for lunch
Bring sandwiches, which may be eaten in a designated area, or use the museum cafeteria (<http://www.museum.manchester.ac.uk/yourvisit/fooddrink/>), view the exhibitions and photographs.
- 14:00 - 14:15 Judging: Exhibits & Photographic Competition
14:15 - 15:00 ANNUAL GENERAL MEETING
See below for the Agenda
- 15:00 - 15:30 The G.H. Verrall story: a centennial appreciation
.....Adrian Pont
- 15:30 - 15:45 Tea or coffee break
- 15:45 - 16:00 Prize giving – Awards for best exhibit and best photograph
- 16:00 - 16:30 Highlights of the 6th International Symposium on the Syrphidae (Glasgow, Aug. 2011)
- 16:30 - 16:45 Close of Afternoon Session. Dismantle exhibits, repair to local bookshops or pubs.

The building must be vacated by 17.00

- 18:30 - 20:00 Dipterists' Supper
It is planned to organise a meal on Saturday evening at a local restaurant for a reasonable fixed price if enough attendees are interested. Please contact Malcolm Smart in advance if you are interested in attending so that we can gauge the demand (details below). Details of arrangements will be posted on the forum website

Sunday 27 November

- From 9:30
This is your chance to see the extensive Manchester museum Diptera collections including those of Alan Brindle and Cyril Henry Wallace Pugh (see article by Dmitri Logunov in DF Bulletin No 70, Autumn 2010)
- 9:30 The doors open for Dipterists (*who let those in?*)
- 9:15 Mosquito curation and identification workshop
.....Jolyon Medlock & Erica McAlister
- 10:30 Individual study of collections and personal specimens – Experts will be on hand to help identify your specimens (or photos)

Indoor Meetings Secretary

Malcolm Smart
malcolmsmart@gmail.com

Please bring an exhibit if you can

A £25 prize is awarded to the best exhibit + £25 for the best photograph

Any material relevant to Diptera will be welcomed. This might include drawings, photographs of specimens and habitats, as well as live or set specimens. Larvae are a neglected area, and the apparatus used for keeping them, so bring that along. **Computer-based presentations are welcomed.** Any new publications, or websites would also add interest. Displays can be laid out in the display area where there is plenty of space. Recording scheme organisers should please contact the Secretary in advance to book a table for particular recording scheme exhibits. Photographic Competition entries (to be submitted in advance – see separate article in this bulletin) will also be displayed See also www.dipteristsforum.org.uk

MANCHESTER
1824

The University of Manchester
The Manchester Museum



Parking in Manchester

The Museum is part of Manchester University which controls the parking. Dipterists should use the Booth Street West Multi-Storey Car Park, M15 6GD, Tel no: 0161 275 2990, Open 6am to midnight all week at a cost of £2 per day on Saturday and Sunday (£10 per day Mon-Fri). Full details can be found at <http://www.staffnet.manchester.ac.uk/campus-life/travel/cars/carparks/>. Maps will be posted on the DF website

Further details and Communications

Additional information and updates will be posted on the DF website (<http://www.dipteristsforum.org.uk/>) as they become available. This applies particularly to the Dipterists Supper. In order to arrange this, we must know in advance how many people intend to participate so that we can negotiate the best price.

We also need to know in advance approximately how many people - members and visitors (who are welcome) will attend each of the Saturday and Sunday events. This is so that we can ensure sufficient coffee/tea is available on the Saturday and the demand for facilities (microscopes etc) on the Sunday is satisfied. Please keep us informed of your intentions via e-mail, the links on the website or (if you do not have internet access by telephone at the number below. In the event that you cannot contact me, please contact Dmitri Logunov at Manchester Museum directly (dmitri.v.logunov@manchester.ac.uk, 0161 275 2666)

ANNUAL GENERAL MEETING

Saturday 26th November 2010

The Chairman will open the AGM at 14:15

Agenda

1. Apologies for absence
2. Approval of the Minutes of the last AGM and matters arising. (See Spring 2011 Bulletin 71, pp 19-21, for the Minutes of the 2010 AGM)
3. Secretary's Report.
4. Treasurer's Report.
5. Membership Secretary's Report.
6. Dipterists Digest Editor's Report.
7. A.O.B.
8. Chairman's Vote of Thanks.
9. Election of Officers: See details below

The Chairman is elected biennially, Secretary and Treasurer and other elected officers with specific responsibilities (detailed below) require annual election. The constitution (7c) currently requires nominations 30 days in advance of the AGM. Ordinary elected committee members serve for two years. **Please forward any other seconded proposals for election to the Committee to arrive with the Secretary before 26 October 2011.**

The Officers and General Committee proposed for re-election for election this year, 2011 are as follows:

Office	Officer
Chair	Martin Drake
Vice Chair	Stuart Ball
Secretary	John Kramer
Treasurer	Howard Bentley
Membership Secretary	Mick Parker
Field Meetings Secretary	Roger Morris
Indoor Meetings Secretary	Malcolm Smart
Bulletin Editor	Darwyn Sumner
Assistant Editor and Publicity Officer	Judy Webb
Website Manager	Stuart Ball
Conservation/BAP Officer	Vacant

Committee Members

1. Chris Spilling (Proposed) 2. **Erica McAlister (Proposed)**
 3. **Duncan Sivell (Proposed)** 4. **Anthony Bainbridge (Proposed)** 5. **Barbara Ismay (proposed)**
 6. John Showers (Elected 2010) 7. John Ismay (Elected 2010)
- Posts 6 & 7 were elected in 2010 and are therefore due to stand for re-election in 2012.
10. Chairman's Thanks to hosts and formal closing of the Annual General Meeting.

John Kramer
Secretary

john.kramer@btinternet.com

Digital Diptera

The Dipterists Forum Photographic Competition 2011

Rules

12. Any member of Dipterists Forum may enter up to three mounted prints of up to A4 size.
13. Each image should feature one or more insects of the order Diptera in some way.
14. You may manipulate images as you see fit and multiple images such as focus stacks or montages are acceptable.
15. The mounted prints should be sent to: Stuart Ball, 255 Eastfield Road, Peterborough, PE1 4BH, to be received by Saturday October 29th 2011 (i.e. one month before Dipterists Day).
16. Your name and the title of the image should be written on the back of each mounted print.
17. The entries will be exhibited during Dipterists Day 2011 (on 26 November 2011) and will be judged by a ballot of those present on the Day. There will be a prize to the value of £25 for the winning entry.
18. You must own the copyright of any image that you enter. The copyright of all entries will remain with the author but, by entering the competition, you agree to licence Dipterists Forum to publish your entries in the Bulletin and display them on the web-site in articles or galleries in relation to the competition free of charge. Therefore all entrants should be prepared to provide electronic versions of their entries for these purposes.
19. Entries can be collected at the end of Dipterists Day. If you want your entries returned to you and will not be attending Dipterists Day, please either arrange for another member to collect them on your behalf or enclose a suitable stamped, self addressed envelope with your entry for their return. Dipterists Forum will not be liable for loss or damage to entries however caused.

Commentary

Why can't I just bring my entry along to Dipterists Day?

We need to know in advance how many prints we have to exhibit and arrange with Manchester Museum for sufficient space and display boards. Therefore we need to have the entries in plenty of time. It also allows members who are not attending Dipterists Day in person to take part.

How do I get my photos printed?

If you have a colour inkjet printer or similar then you can print them yourself. Photographic and stationary shops sell A4 photographic paper for colour printers and it is well worth buying a small pack (typically 10 or 20 sheets) of such heavy weight, glossy paper. Although it is quite expensive, the results are very much better than ordinary copier paper. Set your printer to "best" mode and make sure your printer's printing heads are clean and the ink levels are adequate to avoid banding or running out of a colour half way through. Alternatively, use a printing service (such as those offered by Boots or Jessops) to print your photos.

Why mounted prints?

Unmounted prints are difficult to exhibit, they tend to curl up and are hard to attach to a display board without damaging them. The ideal material to make a mount is probably Daler mounting board which you can buy at art or craft shops in a wide variety of colours, but any thick, stiff card will do. A solid glue stick (e.g. Pritt) or spray-on mountant (also sold at photographic and craft shops) is ideal for sticking the print to the mounting board. Try and get the coating of glue thin and even and pay particular attention the edges and corners so that the print does not curl up and peel off. Label the mount on the back with your name and a title for your entry. Additional details like the type of camera and lens, exposure settings and details of any image processing

are also worth recording. The shape and colour of the mount, the width of the borders you leave, whether or not the photo itself has a white (or black) border round it and the possibility of "block mounting" (i.e. mounting with no border) considerably affects the overall appearance of your image. Consequently, the mounting process is actually quite an important part of preparing your entry, so don't leave it to the last minute!

What does "up to A4 size" mean?

The final, mounted entry should be capable of being completely covered by a sheet of A4 paper. It is up to you whether you mount your image in portrait or landscape orientation and you are free to make it smaller or of a different shape to A4 if that is what suits the image, providing no dimension exceeds A4.

Black and white or colour?

It is entirely up to you. We decided that we would not put any constraints on how you produce your images (providing they are YOUR images and that they are of a fly or flies in some way). You are free to exercise your digital (or darkroom) creativity and "Photoshop", focus stack and montage as much or as little as you want. People will judge the final image, not the techniques used.

How will the judging work?

The entries will be displayed with a number beside them. People attending Dipterists Day will be issued with a voting slip on which they will be asked to write the numbers of the entries they prefer and then deposit the voting form in a ballot box. You will be perfectly free to cast your vote for your own entry! Voting will close after lunch, at a time advertised in the programme, and the votes will be counted. The winning entry will be the one that gets the most votes. In the case of a tie, our chairman, Martin Drake (who insists that he is not a photographer and does not intend to enter!), will have a casting vote. We won't display the name of the entrant with their print, so people's choice should not be influenced by who made the image (so please don't put your name on the front of your entry – only write it on the back).

What is all the stuff about copyright?

You must only enter your own images (i.e. photos you have taken yourself!). That means, if you do some sort of montage, you must not include (downloaded) images made by others even if they are freely available! Your ownership and copyright of an image is not affected by entering it in the competition. However, Dipterists Forum intends to publish an article about the competition in the Bulletin (which will certainly feature the winning entry and maybe others). We would also like to put a gallery of some or all of the entries on the web site. Therefore, by entering, you give us permission to use your images free of charge for these purposes. Consequently, we may ask you to provide an electronic version of your image (e.g. to email a JPEG) so that it can be used in these ways.

**NOTE THE CLOSING DATA FOR ENTRIES:
Saturday October 29th 2011**



Diptera Identification Workshops 2011

Preston Montford Field Studies Centre

Friday 2nd - Sunday 4th March 2011



Beginner's Workshop – Introduction to Diptera (Two-winged Flies)

Led by Roger Morris & Alan Stubbs

Arrive Friday in time for supper at 6.30pm - depart 4.00pm Sunday.

This is an introductory course on the Identification of Fly Families. It is designed to help people getting started with identification and recording of this fascinating group of insects which are very varied in their behaviour and can be found in nearly all habitats. They can also be used in the assessment of the quality of many different types of habitat.

The course is aimed at absolute beginners and will guide them through many hurdles, both as a group and as individuals. Each attendee gets individual help and will work using a microscope on their own individual set of specially prepared flies which are examples of the major Dipteran families found in the UK. A set of keys with colour illustrations has been specially produced for this course and these in themselves have been much sought after! Each attendee leaves with their own set of valuable keys plus advice on how to collect and pin flies for identification and for retention as voucher specimens.

All materials and equipment (microscopes, lights etc.) will be supplied by the Field centre.

If you are new to the delights of Diptera study and feel the need for a formal introduction, this is the workshop for you!

Advanced workshop – Dolichopodid Flies

Led by Martin Drake with assistance from Roy Crossley and Alan Stubbs

Arrive Friday in time for supper at 6.30pm – depart Sunday afternoon.

Elegance, poise and charm are not terms one would normally use to describe flies, but there is scarcely a nondescript species among the Dolichopodidae. They have long been studied by British dipterists, having caught the attention of G.H. Verrall whose early publications undoubtedly started the interest in the 19th century. There are now just over 300 species in the British Isles, and the rate of discovery of new species suggests that there are quite a few more to find. Within the Empid and Dolichopodid recording

scheme, the Dolichopodidae have recently been given a higher profile; so the time is now right to run a workshop to stimulate more interest, sort out the problems with the published keys and provide some new test keys.

Most Dolichopodidae are associated with wetter habitats, especially seepages, fens, water margins and wet woodlands. A few are found on barnacle-covered rocks on the coast, and there are suites associated with tree trunks, canopy foliage and dry grasslands. The habitat affinities of wetland species have been studied in Europe so we know more about their ecology than you might expect for a group of fairly small flies, and a review of the rarity status in Britain was published in 2005. The combination of up-to-date statuses and good understanding of their habitat requirements makes the family among the more useful ones for assessing the value of wetlands.

Fancy legs and occasionally marked wings are used by the males in courtship. This behaviour can be seen easily in some common species, for instance *Poecilobothrus* at garden ponds and puddles, and *Chrysotus* buzzing females like the more familiar *Eristalis nemorum* hoverflies. A wide field of studies is open to keen observers here. The early stages are also under-worked and only a small proportion has been described. Nearly all are predators with the exception of leaf-mining *Thrypticus*.

The workshop is aimed at those who have some experience with smaller flies. It will concentrate on identifying adults using existing keys and some new ones where the RES Handbook (d'Assis Fonseca, 1978) causes problems. About 30 species have been added since the Handbook and recognising these will be covered. An introductory talk will discuss the natural history of the family.

Specimens will be provided but please bring any that you have collected yourself. If you have your own microscope and lamp, then please bring them along. The centre does have some, so don't feel that you cannot attend if you don't have them.

Fees & Booking Procedure for either workshop

Dipterists Forum members:

- Single Room Resident: £168 full board accommodation
- Shared Room Resident: £146 full board accommodation
- Non-resident: £90 incl. packed lunches & evening meals
- Non Dipterists Forum members (fees include one year's DF membership):
- Single Room Resident: £248 full board accommodation
- Shared Room Resident: £226 full board accommodation
- Non-resident: £170 incl. packed lunches & evening meals

To book a place on either of these workshops please contact:

Preston Montford Field Centre, Montford Bridge, Shrewsbury, SY4 1DX

Tel: 01743 852040 Fax: 01743 851066

Email: enquiries.pm@field-studies-council.org

You will be requested to complete a booking form and to pay a deposit. Please make sure that you note that you indicate you are a DF member on the booking form in order to secure your members discount

Organiser: Malcolm Smart

Field Meetings 2011/12

Autumn Field Meeting

Cumbria

8-15 October 2011

This meeting was originally advertised as a twin-centre meeting combining Barnard Castle with Kirkby Stephen. Since then I have made a major effort to find suitable accommodation at these venues and have concluded that neither venue is viable because of the cost of single rooms in guest houses. I have therefore sought the views of 'regular' attendees and those who have responded have commented that two venues in Cumbria would be acceptable. I have therefore switched the venues to Grange—over-Sands and Egremont, giving us the opportunity to look at both south and west Cumbria.

Members are asked to let me know as a matter of urgency if they wish to participate.

Spring Field Meeting

New Forest

12-13 May (to be confirmed)

It is hoped that permission will be gained to allow the Forum to visit the New Forest in May which is normally an exceptional time for insects in the Forest. My hope is that we will gain permission to visit the Inclosures and the bogs.

I do not propose to organise accommodation as the costs are high and members may want to make specific choices. The Peterborough Mafia will probably find accommodation in Bournemouth, so hopefully others will follow suit and a group will form there.

More details will be announced in the spring bulletin. Expressions of interest should be sent by e-mail to Roger.Morris@dsl.pipex.com.

Summer Field Meeting

Lagganalia Centre, Kingussie, Speyside

21-28 July 2012

We have booked the main block at the Lagganalia Centre for the week of 21 to 28 July. This venue is nicely situated for the Spey and Feshie valleys and gives us a further opportunity to investigate this fantastic area.

The venue has 15 rooms that can be occupied either singly or as twins. Our booking is for 20 people, working on the basis that we will have 10 people in single rooms and 10 in shared rooms. As single rooms are at a premium the rates for single and shared rooms have been adjusted appropriately.

10 single rooms will be offered at £345 for the week.

5 twin rooms will be offered at £290 per person

EARLY BOOKING IS ESSENTIAL to secure the single rooms which will be allocated on a first-come-first served basis.

We have paid a deposit for this accommodation that equates to £65.00 per person (non-refundable) and seek the same from members wishing to attend this meeting.

Cheques for £65.00 payable to DIPTERISTS FORUM should be sent with the booking form to Roger Morris at 7 Vine Street, Stanford, Lincolnshire. Spare forms may be obtained by e-mailing Roger.Morris@dsl.pipex.com.

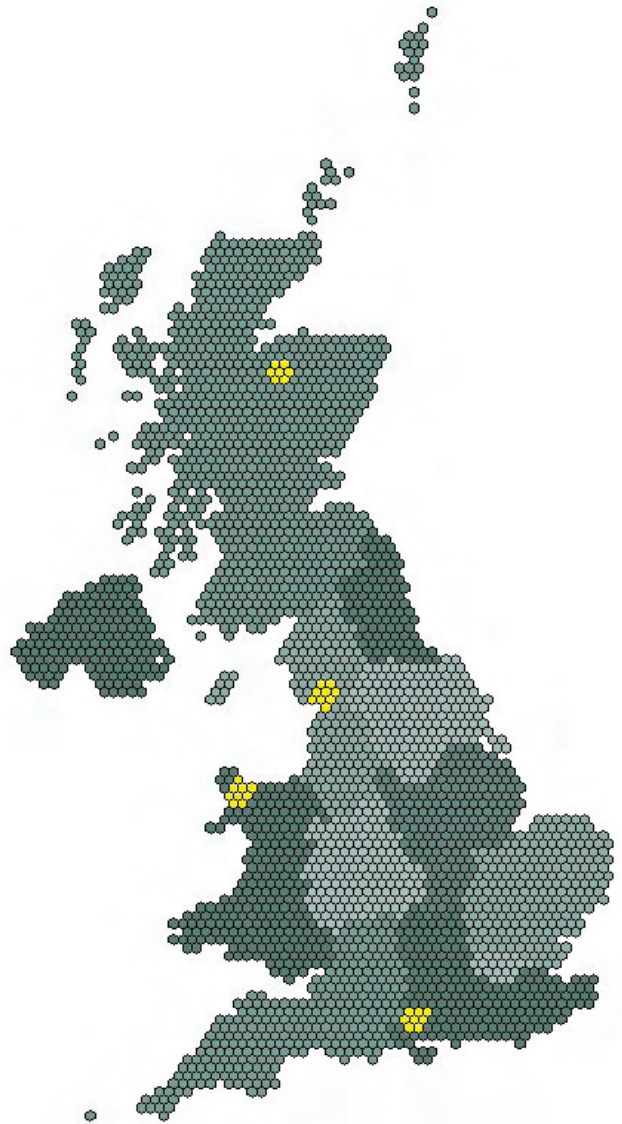
Autumn Field Meeting

Bangor, North Wales

13-20 October 2012

Further details will be posted in the Spring Bulletin.

Roger Morris



Events Calendar 2011/12

Dipterists Forum & selected meetings



Check the Dipterists Forum website for changes and meetings added after publication of this Bulletin, www.dipteristsforum.org.uk

- 1 October 2011, AES Annual Exhibition and Trade Fair, Kempton Park, London Sunbury-on-Thames, TW16 5AQ, UK. DF will have a publicity stand and publications for sale. See www.amentsoc.org
- 8-15 October 2011, DF Autumn field Meeting to Cumbria (Grange-Over-Sands and Egremont). Contact Roger Morris (7 Vine Street, Stamford, Lincolnshire, roger.morris@dsl.pipex.com)
- 5 November 2011, BENHS Annual Exhibition and Dinner, Imperial College, London. DF members invited to exhibit flies. See: www.benhs.org.uk
- 18 November 2011, NBN Conference, Evolution or revolution: The impact of technologies on biological recording. The Royal Society, London. www.nbn.org.uk Book by September 21st.
- 19 November 2011, Worcestershire Entomology Day. More details when known. Check DF website: www.dipteristsforum.org.uk.
- 26 November 2011, Dipterists Day and DF AGM. Manchester University Museum. Additional activities on Sunday 27 November 2011. Details of the programme in this issue and will be on the DF website: www.dipteristsforum.org.uk
- 26 November 2011, 'Fungi: animal slayers, saviours and socialists' including 'Mind that maggot: fungal fruit bodies are vital to flies'. British Mycological Society Annual Open Meeting, Kew, London. See <http://www.britmycolsoc.org.uk/mycology/autumn-meeting-2011/>
- 18-19 February 2012, BENHS Regional Meeting at the FSC Preston Montford, Shropshire. 'Invertebrate Challenge' (part of Shropshire Entomology Day on Sat 18 Feb.). Identification workshops for various insect groups on Sun 19th. Contact Pete Boardman, (pete@field-studies-council.org) or see: www.benhs.org.uk
- 2-4 March 2012, DF Identification Workshops. Beginner's workshop on 'Introduction to Diptera', Advanced Workshop on 'Dolichopodid Flies'. Preston Montford Field Studies Centre, Shrewsbury. Details in this issue and posted on the DF website and on FSC website: www.field-studies-council.org/prestonmontford
- 17 March 2012, BENHS AGM and Presidential Address plus talks, tours and discussions. University Museum of Natural History, Parks Road, Oxford OX1 3PW. See: www.benhs.org.uk
- 12 May 2012, BENHS Regional Meeting at Elvedon, Thetford, Norfolk 'Breckland Invertebrates'. Contact: Claudia Watts (CWatts@royalparcs.gsi.gov.uk) or See: www.benhs.org.uk
- 12-13 May 2012, DF Spring Field Meeting to the New Forest, (to be confirmed). More details will be announced in the spring bulletin. Contact Roger Morris (7 Vine Street, Stamford, Lincolnshire, roger.morris@dsl.pipex.com)
- 25 June -1 July 2012, National Insect Week. See website: <http://www.national-insectweek.co.uk>
- 18-20 July 2012, Ento'12 - the National Science Meeting of the RES, Venue:

- Anglia Ruskin University, Cambridge
- 21 - 28 July 2012, DF Summer Field Meeting 2012 Lagganalia Centre, Kingussie, Speyside. See this issue, early booking recommended. Contact Roger Morris (7 Vine Street, Stamford, Lincolnshire, roger.morris@dsl.pipex.com)
- 13-20 October 2012, DF Autumn Field Meeting to Bangor, North Wales Contact Roger Morris (7 Vine Street, Stamford, Lincolnshire, roger.morris@dsl.pipex.com)

Further details will be posted in the Spring Bulletin.

- BENHS Dinton Pastures Open Days in the Pelham-Clinton Building, Hurst, Reading. Open 10:30-16:00 on second and fourth Sunday in each month except April to September when only on the second Sunday of each month (except for August when there are no Open Days). We encourage you to bring along your pinned flies and use the Diptera Collections and library for identification. Other Dipterists are usually present meaning good chat and assistance with identifications may be possible. The grid reference for Dinton Pastures is SU 784718, turn left off the B3030 driving North from Winnersh. Parking charges apply in the Country Park. The site is about 15 minutes walk from Winnersh station, which has trains running on a half-hourly service from Reading and Waterloo. See: www.benhs.org.uk
- April-Sept/Oct 2012 The Northants and Peterborough Diptera Group hold meetings every weekend from end of April until some time in September/October. Contact John Showers on: [ShowersJohn@aol.com](mailto>ShowersJohn@aol.com)

Judy Webb

Guidelines

Booking your place at events

Dipterists Forum events

In the past, I took personal responsibility for the finances of the meetings and the necessary guarantees of payment. This has caused problems however. For example, I frequently made deposits amounting to up to 20% of the total cost of the meeting and am no longer in a sufficiently strong financial position to underwrite meetings. In addition, I was also liable if anything went wrong (as we had at Swansea when I was threatened with legal action because the college messed up their records of payments!). Moreover, if my bank account was scrutinised for additional income, the deposits and payments might be regarded as income by the Inland Revenue and I might therefore be liable to tax of this money (incidentally participants have only been charged for actual costs and I have borne the administrative costs myself).

There was also a need to simplify the payment system to avoid the complications of past meetings where final costs were not known until the end of the trip when the bill arrived. High numbers of last minute changes made by members (cancellations and changes to duration of stay) have made the process of working out prices very difficult and vague until the last minute and have complicated administration considerably.

Roger Morris

Administration

The Committee have introduced a simplified system for payment. Firstly, the Forum is now responsible for paying deposits and for administering deposits by members. Secondly, a formal booking system is now established, with written records of members' intentions. A form is included within this bulletin and can also be downloaded from the website.

A 10% surcharge will be added to the price for bookings beyond a specified cut-off date. Cancellations before that date will also lead to return of the deposit, but after the date will be non-returnable.

How to book

Please complete the booking form, copy the page later in this Bulletin.

Deposits payable to DIPTERISTS FORUM should therefore be sent together with the **booking form** to:

Roger Morris
7 Vine Street, Stamford
Lincolnshire PE9 1QE

Other events

The Bulletin editors have assembled a list of a wide range of events which we consider may be of interest to Dipterists. Many of these are not organised by ourselves, hopefully we have provided sufficient details

Contributing Bulletin items

Text

20. Articles submitted should be in the form of a word-processed file either on disk (3.5", CD or USB Flash) or via E-mail which should have the phrase "DF Bulletin" in the Subject line. Email text alone will not be accepted.
21. Please submit in native format (http://en.wikipedia.org/wiki/Native_and_foreign_format) and in "text-only" Rich Text Format (.rtf) and additionally send pictures in their original format. An accompanying print-out (or pdf) would also be useful.
22. Please note the width of the borders used in Dipterists Bulletin; for conformity with style would newsletter compilers please match this format.
23. **Do not use** "all capitals", underlining, blank lines between paragraphs, carriage returns in the middle of a sentence or double spaces.
24. **Do not include hyperlinks in your document. Since they serve no purpose in a printed document and the editor has to spend hours taking them out again (as the text is unformatable if it has a hyperlink attached), documents containing hyperlinks will be sent back to you with a request for you to remove them.**
25. Scientific names should be italicised throughout and emboldened only at the start of a paragraph.
26. Place names should have a grid reference.

Illustrations

27. Colour photographs are now used extensively in the Bulletin, they appear coloured only in the pdf or on the covers.
28. Please include all original illustrations with your articles. These **should** be suitably "cleaned up" (e.g. removal of partial boxes around distribution maps, removal of parts of adjacent figures from line illustrations) but please do not reduce their quality by resizing etc. .
29. Please indicate the subject of the picture so that a suitable caption may be included, in some cases it will be possible for the picture file's name to be changed to its caption (e.g. 049.jpg becomes Keepers Pond NN045678 12 Oct 2008.jpg). All group pictures should identify all the individuals portrayed.
30. Powerpoint files may be submitted, they are a useful means of showing your layout and pictures are easily extracted.
31. Pictures contained within Word files are of too low quality and cannot be extracted for use in the Bulletin.
32. Line artworks are also encouraged - especially cartoons
33. Colour pictures and illustrations will be printed in black and white (uncorrected) and so it would be wise to see what a B&W photocopy looks like first, although the print quality from Autumn 2009 onwards gave excellent B&W results.
34. A suitable colour photograph is sought for the front cover (and inside front cover) of every copy of the Bulletin, note that it must be an upright/portrait illustration and not an oblong/landscape one for the front cover.
35. Due to the short time-scales involved in production, the editors will not use any pictures where they consider there to be doubt concerning copyright.

Tables

36. Tables should be submitted in their original spreadsheet format (e.g. Excel)
37. Spreadsheet format is also appropriate for long lists

When to send (deadlines)

Spring bulletin

38. Aims to be on your doorstep before the end of February, the editorial team has very little time available during January and so would appreciate as many contributions as possible by the middle of December; the deadline for **perfect copy is the 31st Dec**, it will be printed then distributed in February in time for the March workshop meeting (which may by that time be fully booked). Please note that the date for contributions is now earlier than for previous Bulletins.

Autumn bulletin

39. Aims to be on your doorstep in mid September, contributions should therefore be made to the editor **by the end of July**. It will be printed then distributed in time for final notification of the Autumn field meeting (although you would be well advised to contact Roger Morris before this time and consult the DF website) and in time to provide details of the Annual Meeting. Please note that the date for contributions is now considerably earlier than for previous Bulletins

Where to send

40. Would Bulletin contributors please ensure that their items are sent to BOTH Darwyn Sumner and Judy Webb



Booking Form - for rates see Bulletin

Meeting location and dates			
Name			
Address			
Telephone number			
Mobile phone number			
email address			
Intended stay (please indicate days and dates)			
Dietary requirements	Omnivore	<input type="checkbox"/>	Please tick relevant box
	Vegetarian	<input type="checkbox"/>	
	Vegan	<input type="checkbox"/>	
Allergies (food)			
Deposit			
Signature			Date

Please Note: We will endeavour to accommodate for part-weeks but this is dependent upon available accommodation and the policy of the host venue

Payment details:

Cheques made payable to Dipterists Forum

Deposits

Deposits will only be returnable if cancellation occurs before the published cut-off date for reduced rates.

Please send your booking form and cheques to:

Roger Morris

7 Vine Street, Stamford, Lincolnshire PE9 1QE

Email: roger.morris@dslpipex.com

And now ...

Bananas

Strange lot, Norfolk folk. Well, that is the derogatory version, stemming from the perception that they are a wee bit daft since their geographical isolation made them so inbred. That may have been true in days of poor roads and no railway. I could not possibly comment, other than to say, by remarkable co-incidence, that a species of fly well known for being inbred has been thriving in Norfolk this spring. Yes, the famed fruit fly of genetic experiments, *Drosophila melanogaster*, has hit the media big time (well in Norfolk) since the public has been overwhelmed by plagues of the wretched things.



Blame the weather. Blame the sugar beet industry. Blame the public for eating excessive bananas. Blame the excessive crop of apples last year, leaving an excessive number of apples rotting on the ground. Perhaps there is a super-gene at play, a precursor to the fruit fly taking over the World. Good timing, the human species is in a parlous mess at present. Yet, amazingly, no one appears to be blaming the government; is there no coalition MP from Norfolk who can do the decent thing and sacrificially slip on a banana skin?

But let's be scientifically objective, based on evidence. This phenomenon has not hit Peterborough. That may be because the rail connection between Norwich and Cambridge is slow (quicker for a fly to fly) and the road connections are not that much fun either. Seemingly Norfolk is still genetically isolated, living in its own time warp.

Speaking of which, to quote Groucho Marx, 'time flies like an arrow, fruit flies like a banana'. I could not possibly comment.

Alan Stubbs

Outside the saloon



Los desperados and L. banditos at Yarnar (by Adrian Plant)

Hoverfly Newsletter Number 51 Autumn 2011 ISSN 1358-5029



This newsletter went to press shortly before the start of the 6th International Symposium on the Syrphidae, scheduled to take place in Glasgow from 5-8 August 2011. A review of this very important event will appear in the next newsletter.

Most readers will no doubt first see this newsletters, as with other issues, when it arrives by post attached to the twice-yearly Dipterists Forum Bulletin. In that copy any colour images will appear in black and white. However the newsletter should be available sometime later as a pdf., with full colour, on the Forum's website, and in due course it will be available along with previous issues on the Hoverfly Recording Scheme website. If any readers wish to receive this newsletter in the colour pdf. version as an email attachment, would they please let me know.

Articles and illustrations (including colour images) for the next newsletter are always welcome. Copy for **Hoverfly Newsletter No. 52** (which is expected to be issued with the Spring 2012 Dipterists Forum Bulletin) should be sent to me: David Iliff **Green Willows, Station Road, Woodmancote, Cheltenham, Glos, GL52 9HN, (telephone 01242 674398), email: davidiliff@talk21.com,** to reach me by 20 November 2011.

The hoverfly illustrated at the top right of this page is *Sphegina clunipes*.

Hoverfly Recording Scheme Update - Summer 2011

Stuart Ball
255 Eastfield Road, Peterborough, PE1 4BH, stuart.ball@dsl.pipex.com
Roger Morris
7 Vine Street, Stamford, Lincolnshire, PE9 1QE,
roger.morris@dsl.pipex.com

This has been one of the busiest years we can remember and 2011 promises to be a bumper year for the scheme. By the end of the year there should be a considerable number of new hoverfly products on the bookshelves and available electronically. They include a new Provisional Atlas, the long-awaited Status Review and of course the WILDGuide to *Britain's Hoverflies*. In addition, the first major conference on the Syrphidae in Britain will have taken place in Glasgow in early August. At the time this note was written there were 58 confirmed bookings for the symposium and it is anticipated that the final total will ultimately reach 80 hoverfly enthusiasts from across the world.

We have taken just over 100 advanced bookings for the WILDGuide and are very grateful for this. It is likely to be a very good deal for those who have done so because the RRP of the guide is likely to be a fair bit more than we had expected. Unfortunately, the price the publishers get from on-line bookshops is so poor that they would not

have covered costs at the price we advertised. A final RRP has yet to be announced, but it will probably have to be in excess of £20 so the advance purchase price of £14+£2p&p looks pretty good.

Much of the last year has been taken up by the WILDGuide. We are extremely pleased with the way the book looks and are certain that it will represent an important advance. It has been designed to be a companion to Stubbs and Falk as well as to provide an introduction that can be used by the relative novice. In addition to a huge number of excellent photographs of live flies, we spent a significant part of the winter photographing critical features so that species accounts could be populated with taxonomically relevant illustrations. We had hoped that the book would be printed in time for the 6th International Symposium on the Syrphidae in Glasgow (5-8 August 2011) but in the end the job proved too much for us and there has been slippage. We now think that it will be out sometime in the autumn - probably November.

The atlas will be printed by the end of July but the print run will be short as we just don't have the money to print a large number. We will provide copies to those recorders who have provided significant numbers of records (set at 75 or more records in the past ten years which suggests contributors who are actively recording hoverflies). The Biological Records Centre at Wallingford has kindly

agreed to include this atlas in their series, thus giving it an ISSN; and they will deal with the mailout to contributors. This is an immense relief to us as we are finding it difficult to raise the funds we need to support this project. We hope that the atlas will be available as a pdf on the HRS website but this possibility has still to be resolved.

The hoverfly atlas will form part of the delegates' pack for the Glasgow symposium. This is because we approached the country conservation agencies and the major societies for support for this as part of the Glasgow symposium package. Dipterists Forum, BENHS, Glasgow Natural History Society and the Malloch Society have all provided financial help. Regrettably, none of the Country Agencies could support what might be regarded as a good example of 'the big society' in action; nor were any of the largely professional societies such as the RES willing to support the symposium; several failed to even answer our letter. This is very disappointing given that hoverflies have a high profile in conservation management initiatives and as pollinators; which is a matter of widespread ecological concern. It is one of the key reasons behind our difficulties funding the atlas.

The atlas has led to a significant jump in the number of records on the Recording Scheme database. The atlas we produced in 2000 drew upon 375,000 records and was remarkable for its time. This new atlas is based on 720,000 records on the HRS database and has access to another 25,000 records on the NBN already. This increase includes 210,000 records since the year 2000. The data show a variety of important trends, and highlight just how many hoverflies have undergone significant declines over the past 25 years or more. If the same criteria as used for birds were applied to hoverflies, over 30% of the British fauna would have to be listed as a Biodiversity Action Plan species. The other major trend that is emerging is the loss of recorders who have the confidence and competence to tackle difficult taxa. Recording using photography is also taking over from traditional collection of specimens and this means that some of the trends are likely to have been significantly influenced by recorder effort. Part of this shift has happened because we have actively harvested data from websites. These recorders have not sought to submit records but have generated substantial blocks of data that are useful to the scheme.

We can make allowances for changing recorder trends provided the core of records come from established and competent recorders. At the moment just ten recorders have contributed 35% of the records on the database and 50% of the data have been supplied by a pool of 21 recorders. The remainder has been supplied by around 1400 recorders over the entire span of records. Our bigger problem lies in validating records and this is becoming increasingly problematic as we see more and more records generated without reference to keys and microscopy, or by lack of comparison with vouchers that would have shown what the keys actually meant.

One episode earlier this year is illustrative. This involved a specimen that was posted on one of the continental websites proposing two identities within different groups of *Cheilosia* - one in the *variabilis* group and the other in the *bergenstammi* group (using the definitions in Van Veen rather than Stubbs & Falk). This combination alone suggests that critical characters had not been taken into account and the authors were wildly stabbing at identifications. Continental observers confirmed the record within the *bergenstammi* group but Roger was not convinced. In the end, advice from Martin Speight to Roger put this species into the *grossa* group. It highlighted the need to interpret keys carefully as the specimen had vague but detectable dark marks on the hind tibiae, but the final identity made sense. Two weeks later, Roger took a specimen that bore similar features and recognised it immediately!

This episode generated a further lesson. Roger entered into correspondence with the recorder who posted the photograph and gave subsequent advice on a small dark species that might (or might not) have been a *Pipizella*. Several e-mails later had the recorder suggesting, variously, 'something close to *Triglyphus primus*', *Pipiza luteitarsis* and finally *Pipizella maculipennis* on the basis that they thought they could detect black hairs on the hypopygium - RM could not see them! The fore tarsi were only partially yellow and so *P. luteitarsis* should never have been suggested! The choice of *Pipizella maculipennis* suggested that the author had not bothered to think about what could be seen and what needed microscopic identification. Further investigation revealed that they were using those keys by Van Veen that were available on the internet and were often running to non British species as options! This experience highlights the need to follow a sequence of rational thinking that should be used to get to a correct identification:

- To which Tribe does the specimen belong? If this cannot be determined with confidence then the photo can be taken no further.
- Can the specimen be taken to genus? If not it cannot be given a name.
- At the generic level, are the features described in the key properly exposed? If so can the species be tentatively ascribed to a species? If not it should be taken no further.
- Once a specific identification has been determined, check the species account and decide whether this is a viable option. Remember that the safest rule of thumb is that specimens will normally run to a common species. If your identification immediately runs to the rarest species in the genus or to something that only occurs in another part of the country exercise concern and re-check your determination.
- If there are good grounds for a particular determination get the photo checked. If at this stage a recognised 'expert' agrees then you have

a possible identification, but if there is doubt a certain identity cannot be ascribed.

This process of thinking shows how important it is to develop a sensible approach to training new hoverfly recorders. We are hard at work developing our programme for winter 2011-2012 and have been greatly heartened by a grant from OPAL (Open Air Laboratories) to buy microscopes for use at venues that don't have access to this equipment. We ran courses at a wide variety of venues in 2010-2011, including Lerwick (Shetland), Glasgow, Preston Montford, the Natural History Museum, Ring Haw (Northamptonshire), Priory Country Park (Bedfordshire) and Whisby Nature Reserve (Lincolnshire). This next year we are hoping to expand our activities to a wider range of venues. We still have space in the itinerary and would welcome new venues. The advice we give to potential organisers is as follows:

We usually do a weekend course – timing generally to suit the venue. Our programme is focussed on indoors during the winter because we find that a field session just breaks up the time too much so our programme looks a bit along the lines of:

<p>Morning 1</p> <ul style="list-style-type: none"> · Introductory talk - the Syrphidae (lasts about 2 hours) · Coffee · Talked-through run through the key to Tribes - this usually takes up the final bit of the morning. <p>Lunch</p> <p>Afternoon 1</p> <ul style="list-style-type: none"> · Pupils work through specimens - taking a wide number through the key to tribes (duration depends upon ability of the group) · Variable - may do a talked through run at keys to species (dependent upon ability of the group).
<p>Morning 2</p> <ul style="list-style-type: none"> · Talked through run at keys to species /Pupils run specimens to species

<ul style="list-style-type: none"> · Session stops at various points to explain features e.g. wing venation · Talk on preparing specimens etc <p>Afternoon 2</p> <ul style="list-style-type: none"> · Talk on 'finding hoverflies' · Further specimen ID · Talk on the Recording scheme etc.
--

The programme tends to be a bit fluid to take account of abilities and the need to give people a break from microscopy. We bring all ID materials etc. plus as many copies of Stubbs & Falk as possible - pupils should bring their own if they have them.

Costs etc - we charge for:

Fuel	This will depend on the distance travelled - work on 50 mpg @ £6.40 per gallon.
Overnight accommodation (two nights if more than 80 miles from Peterborough.	Work on £50 per night for a twin room + £30 per day for subsistence = £160
Cost of course handouts - a new version of the key to tribes in colour + a package of additional information - this charge will allow DF to reprint the handouts when the current supply runs out.	£6 per set per person - with a class of 12 (max) this would be £72

Field work

The demands on our time this year mean that neither of us have had much time for active field work. We had planned to go to Speyside to investigate *Microdon analis* and the scathophagid *Gonarthrus planiceps*. What is more, we had a grant from the BENHS to do this. Unfortunately, a combination of inclement weather in Scotland when we planned to go, together with prudence as we were behind schedule on the production of the atlas and WILDGguide meant that we had to cancel our plans.

We have occasionally made forays to local sites and on one of these Roger caught a specimen of a very orange-looking fly that he assumed would turn out to be *Didea fasciata*. When he examined it under the microscope he recognised it to be similar to the *Syrphus admirandus* that we had found in the Rowardennan collection in 2008. Subsequent investigations confirmed that this was the correct identity, so for yet another year the British hoverfly list has advanced. It creeps inexorably towards the 300 species mark. A detailed description will appear in Dipterists Digest.

Thinking ahead

Once we have the major jobs out of the way, we must think about how we might maintain the momentum of the Recording Scheme. The period immediately prior to the publication of the provisional atlas in 2000 and the four years that followed was a period of relative inactivity and the level of recorder effort declined substantially. We don't want this to happen this time around and we need to find ways of encouraging greater recorder effort. Part of this will be helped when we get the mapping package on the website back up and running - this is a high priority.

The first job we have scheduled is to update **British Hoverflies** (Stubbs & Falk, 2002). Hopefully a new addition will be available next spring or early summer. It is urgently needed because stocks are low and many booksellers are registering it as out of print.

Thinking further ahead, the preparation of the updated atlas has stimulated us to ask questions about the

distribution and occurrence of some species. We are thinking about running meetings specifically geared at finding some species. For example, *Platycheirus melanopsis* and *Melanostoma dubium* were known from localities in the Lake District but have not been reported in recent years. A weekend meeting to climb some of the higher peaks might be a good way of getting the more active members of Dipterists Forum involved in the search for these species. Another thought is to organise a weekend in North Wales with similar objectives in mind. We also wonder whether the limestone pavements of North Yorkshire are sheltering *Paragus constrictus*? A trip to these special sites might be highly instructive. Anybody who might be interested in this should let Roger know.

Other options might include an initiative to develop long-term monitoring with the HRS equivalent of a "bioblitz". What we have in mind is to nominate two weekends in May and June and get HRS members to make a serious effort to record hovers from a chosen site, a cross between a "bioblitz" and the RSPB's "Big Garden Birdwatch". We will work on details this autumn and will put a more detailed proposal into the next issue of the Newsletter. However, expressions of interest would be really helpful - please let Roger know.

And, finally, what about a revised atlas in 2020? This would allow us to get a much clearer picture of changes in hoverfly abundance and would give sufficient time for our proposed monitoring project to generate useful data.

Astonishing discoveries of *Callicera rufa* in England

Nigel Jones

22 Oak Street, Shrewsbury, SY3 7RQ.
nipajones@tiscali.co.uk

Callicera rufa has long been known as an enigmatic and rare hoverfly, confined in the UK to Scottish ancient pine woods and older plantations. During May 2011 *C. rufa* was found at three sites in England, much to the astonishment of those making the finds!

On 7 May Keith Fowler photographed what he initially thought was a bee sitting on a tree trunk, near the Wrekin Hill in Shropshire. On closer inspection of the photograph, Keith realized the subject was in fact a fly and he suspected that it was *Callicera* species. Keith sent the photo to me and I confirmed that the image certainly showed a *Callicera*, but I could not say what species was involved. Keith revisited the site and managed to capture a specimen, which with a deal of assistance from Roger Morris and Martin Speight, we confirmed as a male *Callicera rufa*.

Fired by this astonishing discovery, Keith and I visited the site again on 12 May, where we witnessed three male *C. rufa* resting on the sunlit trunks and branches of two hilltop pines, from where they sallied out to other flies passing by, usually returning to the same trunk or branch. The next day Bob Kemp made a visit to the site and witnessed a male and female mating, plus a second male. Accordingly at least four *C. rufa* can be accounted for at this site. *C. rufa* adults were still present at the site on 27 June when Keith Fowler returned to check the site out.

At the Wrekin location, *C. rufa* appeared to be engaged in hill-top lekking activity. The males and female utilising fairly exposed trees near the top of a sharp hill. I was aware of similarly located pine trees on Haughmond Hill, near Shrewsbury, so I paid a visit to these on 19 May. To my utter amazement I saw three males on pine trunks, flying out to passing insects as seen at the Wrekin. Incidentally, I also saw and managed to photograph a *Ferdinandea ruficornis*, resting on a sycamore trunk, so this was a very satisfying trip!

Next, on 25 May, Stuart Roberts (of BWARS fame) emailed me to let me know that his colleague, Deepa Senapathi, had captured a lone *C. rufa* female at Byslip Wood in Bedfordshire. Here the woodland was recently cleared plantation, not at all the type of locality one would expect to encounter the species in.

Clearly, *C. rufa* must be established in English coniferous plantation woodlands and it is entirely plausible that the species could be present in many other woodlands. The purpose of this note is to alert dipterists to the distinct possibility of finding *C. rufa* adults by searching on sunlit pine (and other trees) trunks, particularly where such trees are close to hill top slopes. Interestingly though, the Bedfordshire specimen was found in an open area on low lying, level ground, so the general message is be alert for *C. rufa* whenever in coniferous woodlands. Should other dipterists encounter *C. rufa* in England and Wales I would be most interested in receiving records.



Callicera rufa pines, Wrekin (photo: Nigel Jones)



Callicera rufa lekking tree, Haughmond Hill (photo: Nigel Jones)

Availability of information on the Syrphidae of France

Martin C.D. Speight
49 Mount Eagle View, Leopardstown Heights, Dublin 18, Ireland
speightm@gmail.com

In a piece entitled "A review of extra and potential extra hoverflies", in the Spring 2011 Hoverfly Newsletter, Alan Stubbs remarked that "The big gap in modern published works on the fauna of NW Europe is NW France". Two sources of information available to Newsletter readers, interested in discovering what is known of the syrphid fauna of NW France, are the StN Database and the SYRFID website. The former maintains lists for most European countries (there are still some without national lists, like Austria, the Ukraine etc) including France, together with lists for parts of some countries, including France. The StN list for NW France is based on the combined lists for the 26 Départements occupying roughly that part of France North of a line from the estuary of the R.Loire, to Dunkerque (with a bit of a deviation southwards, in the middle, to include the Paris basin). Départements are the French equivalent of British counties. So the StN concept of NW France is rather broad and takes in maybe 10% of the surface area of France. That means its area would be rather less than a quarter that of Great Britain (GB). The latest version of the StN database (Speight et al, 2010) includes a list of 258 species for NW

France, about the same number of species as are known from GB. 52 syrphids for which published records from GB are as yet lacking are known from this part of France (see Table 1).

Since it is neither an administrative region nor natural biogeographic entity, “NW France” can mean very different things to different people. For those who might wish to make up their own syrphid list for NW France, based on a different concept of how much of France it covers, the website SYRFID offers as many alternative possibilities as there are Départements – and there are approximately 100 Départements. SYRFID provides annually up-dated syrphid lists for each Département. Like the entries in StN, the SYRFID species lists are all based on published records, and the publications on which the records are based are all given.

If you decided that, as far as you are concerned, the Region of Brittany represents NW France, you can download from SYRFID the species lists for the 4 Départements (Côtes-d’Armor, Finistère, Morbihan, Ille-et Vilaine) which make up the region of Brittany (the lists are downloadable in Excel format), put them together and, voilà, there’s your species list for NW France. Inevitably, the coverage of different French Départements is quite varied. There are a few for which published records are available for less than 10 species, while, at the opposite extreme, more than 300 species are known from Haute-Savoie. That is getting on for two thirds of the French syrphid fauna (the French syrphid list is now c. 530 species). The SYRFID list compiled from the 4 Départements of Brittany would currently comprise 157 species, 20 of which are not recorded from GB (see Table 1).

British syrphidologists curious to know which species might be lurking just the other side of the Straits of Dover could well conclude that, whatever occurs in Brittany, the species occurring around Calais might be more relevant. There are 6 Départements (Calvados, Manche, Nord, Pas de Calais, Seine Maritime, Somme) along the N coast of France, between Dunkerque and Cherbourg. For these Départements SYRFID records 194 species, 26 of which are not known from GB (see Table 1).

Another facility provided by SYRFID is maps of the French distribution of each species, at Département level. *Eumerus sogdianus*, for instance, a species whose occurrence in Great Britain would seem almost inevitable sooner or later, is shown by SYRFID to occur in 21 Départements, five of which are within NW France sensu lato, 3 of them within Brittany. Similarly, SYRFID shows that *Milesia crabroniformis* has been found in 32 Départements, 6 of them in NW France s.l., 3 of which are in Brittany.

Syrphid species known from NW France but not from GB		
NW France s.l.	Brittany	N France coast
Arctophila bombiforme (Fallen, 1810)	1	1
Brachypalpus valgus (Panzer, 1798)	1	
Callicera fagesii Guerin-Meneville, 1844		
Callicera macquarti Rondani, 1844		
Ceriana conopsoides (L., 1758)		1
Chalcosyrphus femoratus (L., 1758)	1	1
Chalcosyrphus piger (Fabricius, 1794)	1	
Chalcosyrphus valgus (Gmelin, 1790)	1	
Cheilosia canicularis (Panzer, 1801)		
Cheilosia chloris (Meigen, 1822)		1
Cheilosia lenis Becker, 1894		1
Chrysogaster rondanii Maibach & Goeldlin, 1995		1
Eumerus amoenus Loew, 1848		
Eumerus hungaricus Szilady, 1940		
Eumerus pulchellus Loew, 1848		
Eumerus ruficornis Meigen, 1822		1
Eumerus sogdianus Stackelberg, 1952	1	1
Eumerus tricolor (Fabricius, 1798)		1
Mallota fuciformis (Fabricius, 1794)	1	1
Melanogaster nuda (Macquart, 1829)	1	1
Meligramma cingulata (Egger, 1860)		
Merodon albifrons Meigen, 1822		
Merodon avidus (Rossi, 1790)	1	1
Merodon natans (Fabricius, 1794)		
Merodon trochantericus Costa, 1884	1	1

Microdon major Andries, 1912		
Milesia crabroniformis (Fabricius, 1775)	1	
Myolepta obscura Becher, 1882	1	
Myolepta vara (Panzer, 1798)		
Neoascia annexa (Muller, 1776)		1
Orthonevra elegans (Meigen, 1822)		
Orthonevra frontalis (Loew, 1843)		
Paragus bicolor (Fabricius, 1794)	1	1
Paragus constrictus Simic, 1986		1
Paragus finitimus Goeldlin, 1971		
Paragus flammeus Goeldlin, 1971		1
Paragus pecchiolii Rondani, 1857	1	1
Paragus quadrifasciatus Meigen, 1822	1	
Pipiza festiva Meigen, 1822	1	
Pipiza quadrimaculata (Panzer, 1804)		1
Pipizella annulata (Macquart, 1829)	1	
Psarus abdominalis (Fabricius, 1794)		
Scaeva dignota (Rondani, 1857)	1	
Sphiximorpha subsestilis (Illiger in Rossi, 1807)		1
Spilomyia diophthalma (L., 1758)		
Spilomyia manicata (Rondani, 1865)	1	1
Temnostoma bombylans (Fabricius, 1805)		1
Temnostoma vespiforme (L., 1758)		1
Tropidia fasciata Meigen, 1822	1	1
Xanthogramma dives (Rondani, 1857)		1
Xylota ignava (Panzer, 1798)		1
Xylota meigeniana Stackelberg, 1964		

Table 1: syrphid species known to occur in Northern France but not known from Great Britain (GB).

NW France, s.l. = the Départements of Aisne, Calvados, Côtes-d'Armor (Côtes-du Nord), Essonne, Eure, Eure et Loir, Finistère, Hauts de Seine, Ille-et Vilaine, Manche, Marne, Mayenne, Morbihan, Nord, Oise (Seine et Oise), Orne, Pas de Calais, Sarthe, Seine et Marne, Seine Maritime, Seine St Denis, Somme, Val d'Oise, Val de Marne, Ville de Paris, Yvelines. Brittany = the Départements of Côtes-d'Armor, Finistère, Morbihan, Ille et Vilaine.

N France coast = the Départements of Calvados, Manche, Nord, Pas de Calais, Seine Maritime, Somme.

1 = species present.

You would have to ignore the biology of the species listed in Table 1 to suggest that they are all equally likely or unlikely to turn up in GB. I don't think there are major habitat types present in NW France that are absent from GB, so reasons for the absence from GB of syrphids occurring in NW France presumably would have to be sought elsewhere, for instance in microhabitat requirements, or traits of the species. SYRFID doesn't provide biological information about the species. But, for the species it covers, the StN database does. The database spreadsheets now provide digitised information for more than 700 of Europe's syrphids, including all of the species known from NW France, *sensu lato* (as defined above). But there are still 11 species on the general French list that are not covered, most of them Mediterranean zone species in the genera *Eumerus* and *Merodon*. Using the microhabitats spreadsheet from the StN database I took a quick look at the larval microhabitat requirements of the syrphids known from NW France, in comparison with the subset of that fauna not known in GB. The result is shown in Table 2.

Larval microhabitat	Species known from NW France s.l.	
	All spp.	Non-GB spp.
Foliage	21%	8%
Overmature trees	20%	35%
Trunk cavities	10%	18%
Rot-holes	12%	24%
Insect workings	5%	6%

Sap runs/lesions	10%	16%
Mature trees	21%	10%
Understorey trees	17%	6%
Shrubs/bushes/saplings	21%	6%
Lianas	3%	0%
Herb-layer plants	37%	39%
On herb-layer plants	20%	16%
In herb-layer plants	19%	24%
in leaves/stems	5%	4%
in bulbs	7%	18%
Ground surface debris	8%	2%
Timber	8%	12%
Nests of social insects	4%	4%
Water plants	9%	2%
Submerged sediment	16%	10%
Water-sodden ground	16%	14%

Table 2: Proportional representation of species associated with different larval microhabitats, among the syrphids of NW France and the subset of NW French species not known from GB, in both cases expressed as a percentage of the number of species in the list. Note: the percentages in each column do not add up to 100% because the microhabitat categories are not completely exclusive i.e. the larva of a species found feeding on aphids on understorey trees might also occur on shrubs and/or tall herbs.

NW France s.l. = as in Table 1.

Among the syrphids not known in GB there is a distinctly higher percentage of species associated with overmature trees, especially with rot-holes and also a higher percentage with larvae living within the tissues of herbaceous plants, particularly bulbs. Conversely, the percentage of species associated with nearly every other microhabitat category is lower than in the list of all species known from NW France. This suggests that, in these two lists, there is a difference in the proportional representation of species in the different trophic groups. Using the StN Traits spreadsheet I compared the lists for this trait. Table 3 shows the result.

Larval trophic group	Species known in NW France s.l.	
	All spp.	Non-GB spp.
Herbivores	18%	20%
Predators	42%	26%
Microphages	47%	67%
saproxylics	22%	35%

Table 3: Proportional representation of species in different larval trophic groups, among the syrphids of NW France and the subset of NW French species not known from GB, in both cases expressed as a percentage of the number of species in the list.

NW France s.l. = as in Table 1.

There is a much higher representation of species with microphagous larvae among the syrphids not found in GB, than among the species known from NW France in general. Contrastingly, there is a much higher proportion of species with predatory larvae in the general list. Given that there is no preponderance of species with aquatic/subaquatic larvae (see Table 2) among the NW French species not found in GB, it can be concluded that this high representation of microphages among the apparently absent species relates primarily to the absence of saproxylic species, also highlighted by Table 3. While these numbers prove nothing, they do suggest that the general scarcity of over-mature tree microhabitats in GB may well be inhibiting the establishment of potentially available saproxylic syrphids. Similarly, perhaps a less diverse flora of indigenous bulbiferous herbs is retarding establishment of potentially available syrphids with plant-feeding larvae? Or is it that syrphids with aphid-feeding larvae are more willing to fly out over extensive tracts of water that act as effective barriers to the long distance movement of species with different larval feeding habits? Inevitably there are more questions than answers, but it is

intriguing to see that the part of the syrphid fauna of NW France that is absent from GB contains a disproportionately high percentage of species whose larvae are associated with rot-holes, sap runs or bulbs.

The SYRFID website can be accessed at syrfid.ensat.fr. Anyone wishing to receive the StN database can do so by contacting me at speightm@gmail.com. The database is provided free of charge, on signing of a simple software agreement.

References

Speight, M.C.D., Castella, E., Sarthou, J.-P. & Monteil, C. (eds). 2010. Syrph the Net on CD, Issue 7. *The database of European Syrphidae*. ISSN 1649-1917. Syrph the Net Publications, Dublin.

Photographing *Pocota personata*

Paul D Brock

2 Greenways Road, Brockenhurst, SO42 7RN
pauldbrock@btinternet.com

The fine weather is producing early sightings of many species in the New Forest, Hampshire. The 26 and 27 April 2011 have been particularly good in Denny Wood, where I photographed practically all the bee mimic and 'goat moth' tree specialist hoverflies found in this area in spring; even better though on 5 May 2011.

I had been warned by dipterists about the speed and elusiveness of *Pocota personata*, but along with John Walters, had the pleasure of observing at least five males at Denny Wood, New Forest on 26 April and returned on 27 April to observe more specimens. Whilst they often perch on a rot-hole margin high up, at times one flies in sunshine around an old beech trunk, settling for several seconds once it picks a spot on bark or moss. With careful movement, a series of images can be obtained low down on the trunk, or at head height, even getting as close as 3 cm if necessary. Weather appears to dictate activity; strong sun brought one out at 3.30pm on 27 April and they were particularly active between 12.00am to 1.00pm on the 26th. Along with Steven Falk and Therasa Paul, we were lucky enough to observe and photograph a mating pair on an old beech trunk on 5 May, at 10.30am; c. 3 other specimens were also seen, including another likely female. George Else and others have been recording in Denny Wood and have also seen several in the vicinity

around this time, including males visiting hawthorn flowers in the afternoon.

There are five plates showing a selection of hoverfly species in my book 'A photographic guide to Insects of the New Forest and surrounding area' (published May 2011, Pisces Publications). Many photographs in the Diptera section on pp. 254-279 are by Steven Falk.



Pocota personata mating pair (Photo: Paul Brock)

Hoverflies visiting damp ground

Roger Morris

7 Vine Street, Stamford, Lincolnshire, PE9 1QE,
roger.morris@dsl.pipex.com

The exceptionally hot spring meant that on many days hoverflies were very difficult to find. However, on 20 April 2011 I discovered a remarkable spot in Wothorpe

Woods near Stamford where a slightly damp area on the main track created an excellent lure for hoverflies. As the afternoon sun settled on this spot it became alive with flies, and there were numerous hoverflies an attendance. I patrolled a 10 metre section for about an hour until the sunlight had gone and gained a huge haul of flies; amongst which were several *Heringia pubescens*, 5 *Brachyopa scutellaris*, 10 *Parasyrphus punctulatus* and one *Dasyrphus venustus* (agg.).

I returned to the same spot the following day and recorded an even more interesting haul that comprised *Brachyopa scutellaris*, *Cheilosia psilophthalma*, *Cheilosia vulpina*, *Dasysyrphus venustus* (agg), *Heringia pubescens*, *Parasyrphus punctulatus* and *Pipiza luteitarsis*.

I cannot see quite what made this patch so attractive. Clearly some sort of seepage was keeping the soil moist

(at the top of a hill) but the limestone soil was just noticeably moist rather than wet. I have never previously noted this phenomenon but it seems to bear similarities to the stories of collectors in the tropics urinating on bare ground to attract butterflies. Perhaps the flies sought minerals, but I rather suspect that it had been so hot that moisture was what was sought. An experimental approach is needed.

New records of *Epistrophe diaphana* in the East Midlands

Brian Wetton

27, Appledore Avenue, Wollaton, Nottingham NG8
2RL brianpat.wetton@virginmedia.com

On 3 June 2011 I visited Gamston Wood in north Nottinghamshire. My primary purpose was to photograph Greater Butterfly Orchids and Herb Paris which grow in this mixed ancient woodland owned by the Nottinghamshire Trust for Nature Conservation. Always keeping an eye open for interesting hoverflies (and finding them scarce this year), I caught a syrphid expecting it to be of the *Syrphus* genus. I quickly realised that it was not. On closer inspection and with the benefit of the keys in **British Hoverflies**, it proved to be a male *Epistrophe diaphana*, a species I had not encountered before, and one not previously recorded in Nottinghamshire. In a year when hoverflies were proving to be thin on the ground it gave me quite a thrill. Imagine my further surprise when I caught a second specimen on 8 June along a hedgerow at Long Eaton New Workings in south-east Derbyshire. It was again a male. To the best of my knowledge it is also a new species for Derbyshire. On 14 June yet a third male was discovered at Egleton Nature Reserve, Rutland Water. I am unaware if this constitutes a new record for Leicestershire and Rutland, but it is the

first I have found at this site in over 20 visits going back to 1993. I am intrigued to know if anyone else has been recording *Epistrophe diaphana* outside its normal range. Is this another species that has been expanding its range northwards?

References:

Brian Wetton. "Hoverflies (Syrphidae) of Nottinghamshire", Sorby Record No. 39, 2003

Derek Whiteley. "Hoverflies of Sheffield and North Derbyshire", Sorby Record No. 6, 1987.



Epistrophe diaphana male (photo: David Iliff)

Interesting records from the Shropshire area – Spring 2011

Nigel Jones

22 Oak Street, Shrewsbury, SY3 7RQ.
nipajones@tiscali.co.uk

2011 has proved to be a very disappointing year for Syrphids, with numbers of individuals flying being as low as I can ever remember. It has been hard work finding

many species, but I have managed to garner a few interesting records, in a Shropshire context at least.

Platycheirus discimanus (Loew) has eluded me for decades, but finally on 24 March, in woodland near Cound, I came across several individuals flying about Salix flowers. This is a first vice county record for this tiny species. At the same site, on the same day, I also caught a single *Melangyna quadrimaculata* (Verrall). My first record of this hoverfly for decades.

Another member of the genus *Melangyna*, *M. arctica* (Zetterstedt), has also proved elusive, so it was very pleasing to find one at Eastridge Wood, near Minsterley on 20 April.

In contrast to recent years, when *Brachyopa* species have proved tolerably frequent, I have this year only encountered a single *Brachyopa pilosa* (Collin), on alder leaves beside the River Teme at Ludlow, on 21 April.

A single *Epistrophe nitidicollis* (Meigen) was taken at Whixall Moss on 4 May.

Callicera rufa (Schummel). Two totally unexpected discoveries! See the separate item in this newsletter.

I was pleased to find *Chalcoyrphus eunotus* (Loew) at a new site at Fishpool Valley, Croft, Herefordshire on 12 May, whilst it was also confirmed as still present at Loamhole Dingle, Coalbrookdale on 17 May.

An obliging *Ferdinandea ruficornis* (Fabricius) allowed me to snap a photo of it at Haughmond Hill, near Shrewsbury on 18 May.

There are only two Shropshire records (both from malaise traps) for the scarce *Brachypalpus laphriformis* (Fallén), so a specimen that took the trouble to introduce itself to me at Bucknell Wood, on 31 May, by landing on my sandwich box as I ate lunch, was much appreciated. When I returned home from this trip I discovered that a small pipizine in my catch was the rarely recorded *Heringia verrucula* (Collin).

Trichopsomyia flavitarsis (Meigen) has been rarely recorded in Shropshire, but whilst surveying wet flushes on the upland slopes of the Long Mynd on 3 June, I took two individuals from two locations on the hill. Later, on 14 June, I took another specimen from woodland near Cound.

An impromptu visit to my favourite woodland near Cound on 9 June was well rewarded by the sight of at least five *Volucella inflata* (Fabricius) flying to hogweed flowers. This is only the second county record for this impressive fly.

I had not seen *Platycheirus fulviventris* (Macquart) in Shropshire for some twenty years, so it was gratifying to find single specimens about pond fringes at Kenley on 14 June and Alveley on 24 June.

Finally, a robust, orange-yellow fly, caught as it flew by, at Severn Valley Country Park, Alveley, on 24 June, proved to be *Epistrophe diaphana* (Zetterstedt).



Volucella inflata female (photo: Nigel Jones)

Recent records from Cornwall

Ken Preston-Mafham
Premaphotos Wildlife
Tel:44 (0)1208 78258
enquiries@premaphotos.com

On 16 May I found a single male *Brachypalpus laphriformis* perched on a fallen tree on the edge of quite a large area of woodland along the river Fowey south of Lostwithiel. There are only two previous records for Cornwall, and this is much further west than previously.

On 4 May I found *Brachypalpus lentus* in 3 new hectads in the Camelford area. One of these was a mating pair, the first I have ever seen, and displaying the red band most spectacularly as the wings were partly parted. Interestingly enough, not far away was a mating pair of *Xylota segnis*, also the first I have ever seen, despite seeing this species constantly through the summer. Was there something special about the weather conditions that day that made it “just right” for mating in these species? Also seen nearby was a pristine *Volucella bombylans*, 12 days earlier than the previous earliest record of 16 May on at our Cornish database.

Other Interesting Recent Records

Richard Billingsley reports the finding of a dead female *Volucella zonaria* at Smethwick (SP007875) on 6 July 2011 by Jen Williets, a local beekeeper, in her garden

Arle Grove (SO9921) is an ancient wood near Cheltenham that became a Gloucestershire Wildlife Trust Reserve in 2009. Since the reserve opened, hoverfly species recorded here have included *Brachyopa scutellaris*, *Criorhina asilica*, *Criorhina berberina*, *Melangyna lasiophthalma*, *Pipizella maculipennis*, *Rhingia rostrata*, *Xanthogramma citrofasciatum*, and *Xylota tarda*. The *X. citrofasciatum* was recorded by John Phillips, other species by David Iliff.

Fungus Gnats Recording Scheme

Newsletter 5 Autumn 2011

Progress on Fungus Gnat Handbook

The introduction to fungus gnats provided at the 2011 Spring Workshop at Preston Montford included the testing of some of the keys in preparation for the handbook to British Mycetophilinae. The handouts included draft keys illustrated mainly by figures taken from the literature so it was stressed that these should not be regarded as publications for that reason; they also included the wing photographs provided by the NHM photographic units from slides made by Erica McAlister. These comprised the following, of which A4 copies are available by request from me for anyone who did not attend the workshop:

- (1) Characters of Fungus Gnats 6pp (describing the diagnostic features of the group and the characters used in keys)
- (2) Key to Families and Subfamilies of Sciaroidea 6pp
- (3) Key to Tribes and Genera of Subfamily Mycetophilinae 10pp [including wing photographs representing each genus]
- (4) Literature for Identification of British Species 2pp [this is as the references given in the Dipterist's Handbook except for addition of the two more recent papers: Chandler & Perry 2011 and Gibbs 2011 which are also listed here]
- (5) Key to Species of the Genus *Mycetophila* 24pp key + genitalia figures from literature and 8pp wing photographs of 63 of the 72 British species. This is an updated version of the manuscript key to this genus that has been in circulation for a number of years.

Some points where the keys could be improved were identified during the workshop and any other comments to this end would be welcomed

Recent publications on British fungus gnats

The latest issues of *Dipterists Digest* have included 4 papers on fungus gnats and another (Drake 2011) with significant records of the group. Alexander & Chandler (2011) included 4 additions to the Irish list, of which *Docosia morionella* was the second record and first male reported from the British Isles, only previously being recorded on a single female collected by Francis Jenkinson on a window of Logie House, Scotland in 1904. Other papers (Chandler & Perry 2011, Gibbs 2011) formally added two species (*Exechia spinigera*, *Phronia forcipula*) whose presence in Britain had been noted in the previous 2010 newsletter and two further species newly added (*Exechiopsis davatchii*, *Synplasta exclusa*) whose occurrence in Britain is as yet based on single specimens, both collected by Ivan Perry. Both are brightly coloured species with extensive yellow markings. The photograph reproduced here of Ivan's specimen of *Synplasta*

exclusa was kindly taken by Chris Spilling, as were all the other photographs in this newsletter.



Fig. 1. Habitus of *Synplasta exclusa* (wing 4.2mm).

There are also two name changes affecting the British gnat fauna due to recognition (Chandler & Perry 2011) that *Exechia frigida* of the British list is *E. borealis*, recently recognised as a distinct species in Iceland and Scandinavia, and (Kjærandsen & Chandler 2011) that *Macrorrhyncha rostrata* of the British list is a previously unrecognised species, newly described as *M. hugoi*.

Two more species new to Britain

Another two species have come to notice this year, one of which is new to science. This is a species of the genus *Grzegorzekia* that was present in a trap sample from Bushy Park, Middlesex, one of the Royal Parks of London. The other species *Mycetophila sublunata* was found at two woodland sites during the DF summer field meeting in Devon in July 2011. Both species will be formally added to the British list elsewhere but details by which they may be recognised are given here to alert recorders to their existence.

Mycetophila sublunata Zaitzev, 1998

Details of the localities where this species was found are given in Roger's account of the summer field meeting in this Bulletin. This species is allied to *M. lunata* and *M. dziedickii*, which it resembles in the structure of its genitalia. Preliminary examination of the two males collected during the meeting indicated that they belonged to this group but was puzzling as the ventral lobe of the gonostylus appeared more elongate than in *M. lunata*, more resembling *M. dziedickii* in this respect, but they lacked the setulae under vein tb that are present in *M. dziedickii*. Subsequent examination and comparison with figures in Zaitzev (2003) showed that they agreed with *M. sublunata* in genital structure. This species was described from Russia, where it is widespread and found both in European Russia and the Far East, and it has since been recorded only from Finland and Sweden so Devon is not the most likely part of the country for such a species to first be recorded. That one of the sites was a mature conifer plantation may give a clue to its requirements but the other site was broad-leaved woodland. The biology is as yet unrecorded.

In the manuscript key to species of *Mycetophila* mentioned above, *M. dziedickii* is separated into GROUP 5 because of the presence of setulae beneath vein tb while *M. sublunata* will like *M. lunata* run to GROUP 9. It has wing markings very similar to those species and other members of that group and agrees with *M. lunata* in the combination of other characters listed for it. It is distinguished from *M. lunata* among other details of the genitalia by the presence of a pair of short spines near the middle of the external margin of the ventral lobe of the gonostylus as shown in the photograph of the ventral view of the genitalia taken by Chris Spilling (position indicated by arrow).



Fig. 2 Ventral view of male genitalia of *Mycetophila sublunata*, with right gonostylus deflected to show dorsal lobe.

Grzegorzekia species – a new gnat from Bushy Park



Fig. 3. Dorsal view of *Grzegorzekia* species from Bushy Park (wing length of 2 males 3.8 and 4.2mm).

Samples of fungus gnats trapped at Bushy Park, Middlesex in 2010 were passed to me early in 2011 by Martin Drake, who was identifying the Diptera from these traps. Most of the fungus gnats (59 of the 66 species recorded) were from a fairly small woodland enclosure called Round Plantation, fenced off from the surrounding deer park and without public access. The trap used at Round Plantation was a “ground trap”, which was a flight interception trap at ground level, comprising a single vertical net about two metres wide and about a metre tall staked out like a Malaise trap but with water traps into which the catch dropped at the base.

The samples from this area included two males of the genus *Grzegorzekia* of which one was the only known British species *G. collaris* but the other (Fig. 3) obviously differed in the structure of the genitalia, although it was similar in most other respects. This has proved to be a species new to science, which will be formally described elsewhere.

Following up this discovery I made a preliminary visit to Bushy Park on 25 July 2011 and was shown the area where trapping had taken place by Nigel Reeve, Head of Ecology at the Royal Parks.

Despite recent rain, conditions were very dry and although Diptera were numerous in Round Plantation, few fungus gnats were on the wing. These included 11 species, mostly represented by single individuals, of which 6 were not recorded during the 2010 trapping there. The woodland comprised scattered oaks, which had been infilled by sycamore and the frequent dead wood on the ground mostly comprised trunks and branches of sycamore. We then visited Canal Plantation, which was more open and produced no fungus gnats, and returned through the public access woodland garden, where the wilder part at the north end included a number of fallen trunks and stumps. Sweeping there produced 3 species of fungus gnat, one of which was later found to be a male of the new *Grzegorzekia* species, but this was not realised at the time. This area had not previously been surveyed for Diptera so the finding of this species there was of considerable interest.

Further visits will be made to these and other areas of the Park to search for females and assist in establishing the status and biology of the species.

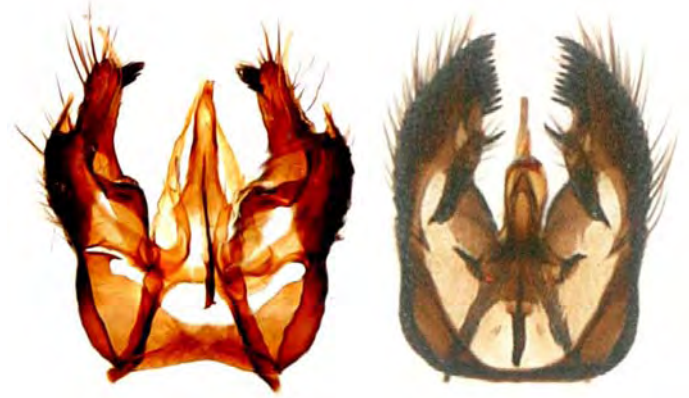
Recognition of *Grzegorzekia* species

Chandler (1999) redefined the genus *Grzegorzekia* Edwards to include only a single European species *G. collaris* (Meigen) and removed the only other species previously assigned to the genus, the Mediterranean species *G. phoenix* Väisänen, to a new genus *Phoenikiella*. He discussed the relationships between these and allied genera, including the newly discovered Scottish gnat *Creaghubhia mallochorum*. A second species belonging to the revised concept of *Grzegorzekia* was, however, described from Hungary as *G. hungarica* by Papp & Ševčík (2007); it resembled *G. collaris* in most respects other than the structure of the genitalia but differed in lacking setulae on vein Sc, which are present in *G. collaris* and the new species from Bushy Park but absent in *Phoenikiella* and *Creaghubhia*.

When the discovery of this new species was circulated to the Sciaroidea web group, Jan Ševčík kindly forwarded a male specimen of this genus that had been collected in Thailand and represented a further undescribed species with some characters in common with *Phoenikiella*. This will be described at the same time as the new species from Bushy Park.

The species of *Grzegorzekia* now known are similar in many respects including the mainly shining black body coloration with some pleural sclerites and basal triangles on some abdominal tergites yellow, yellow legs and distribution of wing markings as shown in the photograph of the 2010 Bushy gnat. Wing venation is also similar but there is variation in the position of vein R₄ and consequently the shape of the radial cell. The larger material available of *G. collaris* shows that this variation can be intraspecific and the condition may differ between the two wings of an individual gnat. Remarkably the two 2010 specimens of the genus from Bushy Park each have R₄ present on one wing but absent (new species) or represented only by a spur (*collaris*) on the other. The second (2011) specimen of the new species from Bushy has R₄ absent on both wings but its left wing is also teratological, in having an additional fork, the posterior branch of the median fork (M₂) being forked on its apical fifth.

Differences between the species are mostly in the structure of the genitalia.



Figs 4-5. Ventral view of gonocoxites and aedeagal complex of *Grzegorzekia* spp: (4, left) *G. collaris*, (5, right) Bushy species.

Grzegorzekia species agree in lacking differentiated gonostyli and bearing a comb of tooth-like spines on the inner margin of each dorsal lobe of the gonocoxites (Figs 4-5). The genital structure of the Bushy species is otherwise markedly different from both described species, including a much broader comb of teeth (Fig. 5), extended along most of the apical margin of the gonocoxites. There is some infraspecific variation in the form of some parts in *G. collaris* but it can be distinguished by its broad sides to the gonocoxites which are concave apically and extended to an angular process ventrally (Fig. 6), while in the new species they are narrow and cut away in lateral view, revealing more of the aedeagus and processes of the gonocoxal apodemes (Fig. 7).



Fig. 6. *Grzegorzekia collaris* side view of male genitalia.



Fig. 7. Bushy *Grzegorzekia* species side view of male genitalia.

Status of *Grzegorzekia* species

This is a remarkable and unexpected find, indicating the genus *Grzegorzekia* to be more diverse than previously realised but comprising mainly rare species of uncertain status. Without any other known material of the new species it is not possible to know if this represents a relict population or is a recent colonist like some other gnats first found in Britain in recent years.

The only biological information concerning the genus results from the rearing by Reg Evans of *G. collaris* at Oversley Wood, Warwickshire in 1969 (reported by Chandler 1993). Larvae were found to live communally but suspended in individual webs on the surface of wet rotten wood and they pupated on the wood without a cocoon. A similarly saproxylic biology may be anticipated for the new species, but it remains to be established whether there is any specific fungus association in the development of this genus.

Grzegorzekia collaris was accorded Nationally Scarce status in the 2005 Review (Falk & Chandler 2005) where it was mentioned that there were then 29 known localities scattered throughout Britain. However, apart from one Yorkshire record there is a wide gap between the bulk of records in southern England and Wales and a cluster of records in northern Scotland. The 2009 map shown here (Fig. 8) incorporates 32 mainland localities and two in Jersey. Some of these records are based only on females, for which distinguishing characters of the new species are as yet unknown, and some other material in collections needs to be re-examined in the light of this new discovery to ensure that the new species has not previously been confused with *G. collaris*.

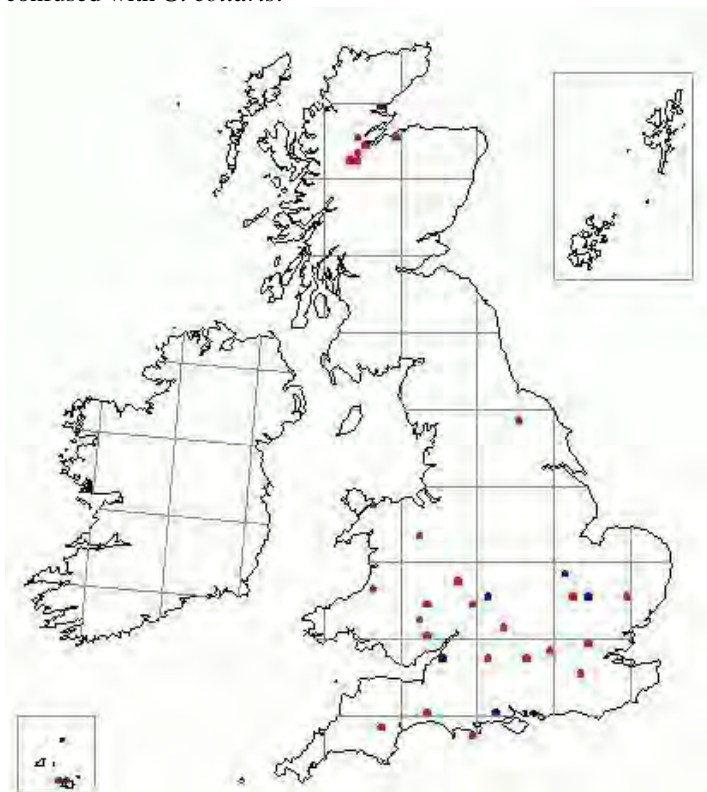


Fig. 8. Distribution map of *Grzegorzekia collaris*.


Acknowledgements

I am grateful to Chris Spilling for his excellent efforts in taking the photographs illustrating this newsletter, Claudia Watts and Martin Drake for their involvement in bringing the Bushy gnat to notice, Nigel Reeve for conducting me around Bushy Park, Jan Ševčík for supplying the new species from Thailand, Una Garland for enabling the excursion to Harpford Wood that produced the second specimen of *M. sublunata*, BRC for providing distribution maps, Erica McAlister for providing wing photographs, Judy Webb for her help at the Preston Montford workshop and all who participated in the workshop for assistance and encouragement in developing new keys.

References

- Alexander, K.N.A. & Chandler, P.J. 2011. A notable assemblage of fungus gnats (Diptera, Sciaroidea) from St John's Wood, County Roscommon, Ireland. *Dipterists Digest (Second Series)* **18**: 27-42.
- Chandler, P.J. 1993. New rearing records of fungus gnats (Diptera: Mycetophilidae and allied families). *Dipterists Digest (First Series)* **13**: 29-35.
- Chandler, P.J. 1998. *Creagdhubhia mallochorum* gen. and sp.n. (Diptera: Mycetophilidae), a remarkable new Scottish gnat with a discussion of its relationships. *British Journal of Entomology and Natural History* **12**: 121-134.
- Chandler, P.J. & Perry, I. 2011. More fungus gnats (Diptera, Mycetophilidae) new to Britain. *Dipterists Digest (Second Series)* **17**(2010): 180-184.
- Drake, C.M. 2011. The Diptera of a wet woodland in Devon. *Dipterists Digest (Second Series)* **18**: 9-26.
- Falk, S. & Chandler, P. 2005. A review of the scarce and threatened flies of Great Britain. Part 2. Nematocera and Aschiza. *Species Status* No. 2. Joint Nature Conservation Committee, Peterborough.
- Gibbs, D. 2011. *Exechia spinigera* Winnertz (Diptera, Mycetophilidae) new to Britain. *Dipterists Digest (Second Series)* **17**(2010): 168-170.
- Kjærandsen, J. & Chandler, P.J. 2011. A new species of *Macrorrhyncha* Winnertz from NW Europe, (Diptera, Keroplatidae). *Dipterists Digest (Second Series)* **18**: 43-50.
- Papp, L. & Ševčík, J. 2007. *Grzegorzekia hungarica* sp. n. and new records of European Mycetophilidae and Bolitophilidae (Diptera). *Acta Zoologica Universitatis Comenianae* **47**(2): 187-193.
- Zaitzev, A.I. 2003. Fungus Gnats (Diptera, Sciaroidea) of the Fauna of Russia and Adjacent Regions, Part 2. *International Journal of Dipterological Research* **14**(2-4): 77-386.

Peter Chandler



Newsletter No. 16

Autumn 2011

Editorial

Adrian Plant & Martin Drake

Welcome to the revived Empid and Dolichopodid Newsletter.

Roy Crossley and Anthony Bainbridge started the study group in 1986 and wrote newsheets 1 to 15 (1999), and Adrian later wrote several articles for the Bulletin. After a long break and change of management, we decided to get the newsletter running again. We feel that the venture is a fully fledged recording scheme rather than a 'study group' since there are 120,000 records in the database, so have changed the title from Newsheet to Newsletter to bring it into line with other schemes' publications, but have continued the numbering to reduce confusion.

The scheme is run between us, with Adrian taking responsibility for the empids, and Martin running the dolichopodid side. You may send your records to either of us, preferably including both empids and dolichopodids together as this makes inputting more efficient. Send as a spreadsheet or Mapmate sync file, as indicated in the Bulletin.

If you have them tucked away, we recommend re-reading the first 15 newsheets as they contain some essential information and are a good read. For instance, in 1987, Jon Cole discussed several problems in the identification of dolichopodids (*E&D Newsheet 3*). A few have been resolved, such as *Achalculus* (Pollet, 1997), the *Argyra argyria* group (Cole, 1992) and the acceptance of at least *Chrysotus microcerus* and *C. varians* as synonyms of *C. gramineus*, although *C. angulicornis* has been established as a good species (Negrobov & Pont, 2005). But other issues that Jon raised remain in limbo, such whether the *Sympycnus* that we call *desoutteri* is the same as *pulicarius* (see note 14 in Peter Chandler's checklist), and the identity of our several (at least three) types of *Micromorphus*. Way back in 1986, Peter Chandler gave *Notes on empids additional to Collin (1961)*, which is still useful

although now needs supplementing by another 25 years of progress.

Data inputting

The E&D Recording Scheme now has nearly 120,000 records for the Empidoidea. We have not checked them for duplications and errors (some occur in the sea). I have entered many of the dolichopodid records handed to me by Roy Crossley but some were on computer print-outs which I'd rather re-capture from the authors than input by hand. You'll see from the ranking of the 20 most frequently recorded dolichopodids and empids that dolis are lagging behind. To goad recorders into submitting records, the map below shows the density of records, highlighting numerous gaps and sparsely recorded areas. Your patch needs you!

References

- Cole, J. 1992. The male genitalia of some *Argyra* species (Diptera, Dolichopodidae). *Dipterists Digest (First Series)* **12**, 3-4
- Parent, O. 1938. *Diptères Dolichopodidae*. Faune de France 35. Lechevalier, Paris.
- Pollet, M. 1997. Systematic revision and phylogeny of the Palaearctic species of the genus *Achalculus* Loew (Diptera: Dolichopodidae) with the description of four new species. *Systematic Entomology* (1996) **21**, 353-386.
- Negrobov, O.P. & Pont, A.C. 2005. Some lectotype designations in the family Dolichopodidae (Diptera) from the collections of Ferdinand Kowarz and Hermann Loew. *Dipterists Digest (Second Series)* **12**, 13 - 20.

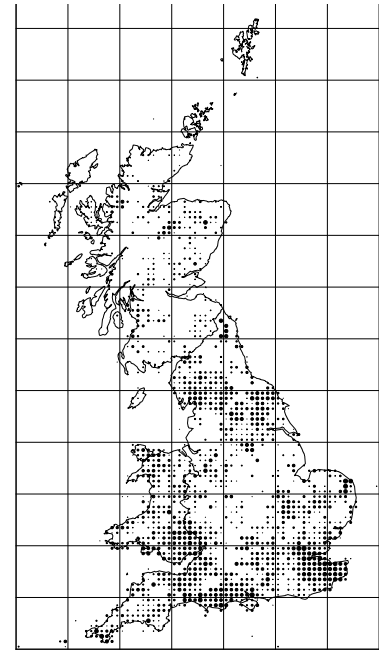
Contacts

Adrian Plant - National Museums and Galleries of Wales, Cathays park, Cardiff CF10 3NP
adrian.plant@museumwales.ac.uk

Martin Drake - Orchid House, Burr ridge, Axminster, Devon EX13 7DF
martin_drake@bopenworld.com

Species league table - number of 10km records in 2011 and density of records

Dolichopodids	Records	Empids sensu lato	Records
<i>Campsicnemus curvipes</i>	477	<i>Empis livida</i>	613
<i>Dolichopus unguilatus</i>	423	<i>Platypalpus pallidiventris</i>	587
<i>Dolichopus plumipes</i>	387	<i>Ocydromia glabricula</i>	530
<i>Chrysotus gramineus</i>	360	<i>Empis tessellata</i>	496
<i>Sympycnus desoutteri</i>	360	<i>Hybos culiciformis</i>	478
<i>Syntormon pallipes</i>	293	<i>Hilara chorica</i>	462
<i>Poecilobothrus nobilitatus</i>	288	<i>Bicellaria vana</i>	460
<i>Sciapus platypterus</i>	275	<i>Hybos femoratus</i>	442
<i>Dolichopus trivialis</i>	270	<i>Hilara maura</i>	420
<i>Dolichopus griseipennis</i>	250	<i>Platypalpus longicornis</i>	409
<i>Dolichopus popularis</i>	242	<i>Empis aestiva</i>	405
<i>Campsicnemus scambus</i>	239	<i>Hilara litorea</i>	385
<i>Argyra leucocephala</i>	221	<i>Phyllodromia melanocephala</i>	384
<i>Medetera truncorum</i>	211	<i>Empis nuntia</i>	362
<i>Sybistroma obscurellum</i>	203	<i>Platypalpus notatus</i>	355
<i>Rhaphium appendiculatum</i>	201	<i>Platypalpus longiseta</i>	350
<i>Dolichopus festivus</i>	199	<i>Empis nigripes</i>	342
<i>Rhaphium caliginosum</i>	194	<i>Tachypeza nubila</i>	342
<i>Syntormon denticulatum</i>	192	<i>Platypalpus minutus</i> agg.	337
<i>Campsicnemus loripes</i>	188	<i>Platypalpus agilis</i>	326



What's in a name?

Martin Drake

Doli, dolie, dolly. It really doesn't matter once you've anglicised a 'Latin' name, but the Greek means something like long-footed, not a toddler's toy. But we now have the Biodiversity Action Plan's Broads Dolly-fly (JNCC have it as Broads Long-legged Fly), which gives the wrong message to the uninformed public.

As well as my querying the first part of the name, Roy Crossley coincidentally investigated the last bit. He rightly points out that the Greek refers to foot, not leg. So the occasional rendering of with long-headed flies is way off beam, and nearly everyone else is only approximately accurate with long-legged flies. But in the interest of stability, we really ought to stick with this.

Expanding Ranges?

Adrian Plant

Rhamphomyia marginata was discovered in Britain on 14/6/1973 by **Chandler** (Proc. Brit. Ent. Nat. Hist. Soc 73-6 [1973]) from material coming to a light trap in Kent. The species is remarkable for exhibiting very striking sexual dimorphism with the females having enlarged wings with blackish marginal bands, while the wings of males are of normal size and do not have darkened margins. Females form conspicuous swarms at dusk, continuing until darkness falls, with males flying in from separate aggregations to mate with the females. The swarming habit of the females is an interesting

example of 'role reversed' mating behaviour (it is usually males which display and females select the one they want to mate with); a habit of great interest to those studying the influence of behaviour on evolution. *R. marginata* is now well established and often common in East Kent (VC15) but has so far failed to expand much further. The situation may now be changing as lepidopterist Keith Tailby caught a female in a light trap operated in a ride in mixed woodland in the New Forest (SU182074) during April 2009 providing the first evidence for long distance dispersal from the founder population. Most British records come from light traps so anybody running light traps in broad-leaved woodland (or even conifer woodland as it has been reared from stumps of *Pinus* and *Abies* on the Continent) should be on the look out for it.

Another species which may be expanding its range is *Rhamphomyia physoprocta*. Originally recorded from the New Forest, there is now a scattering of records across England as far north as Yorkshire. In Wales it has been found on the River Usk and may be spreading along the South Wales coast, being reported from Methyr Mawr (VC 41) in 2004 and from Kenfig this year. This last site has been much worked by Dipterists for more than 100 years and it is unlikely that such a conspicuous species (it has brilliant white wings which positively shine when it displays in bright sunshine) would have been overlooked. A range extension may be the answer to its turning up at Kenfig recently.

Malcolm Blyth has recently found *Empis limata* from two localities in and around the Wyre Forest in Worcestershire (VC37) and Shropshire (VC41) thus

extending its known range northwards from Welsh border lands along the rivers Monnow, Usk and lower Severn. The capture sites were warm sunlit situations at the edge of or in a clearing in the forest. The species appears to like hot sunlit sites on easily warmed sandy soils and, although currently known only from near the Welsh borders, the fact that its European range shows an enormous disjunction (UK and Romania) suggests that it might just turn up elsewhere in Britain where appropriately warm sandy habitats persist.

Help with *Bicellaria*

Adrian Plant

The hybotid genus *Bicellaria* Macquart with 11 British species can present considerable identification challenges. Miroslav Bartak is preparing a new key to all European species but for the time being probably the most workable key is that in Chvála (The Empidoidea (Diptera) of Fennoscandia and Denmark. II. *Fauna Entomologica Scandinavica* 12, 281 pp. [1983]) but care is needed when comparing the all important facial width characters in the illustrations with dry mounted specimens as shrinkage and distortion can occur.

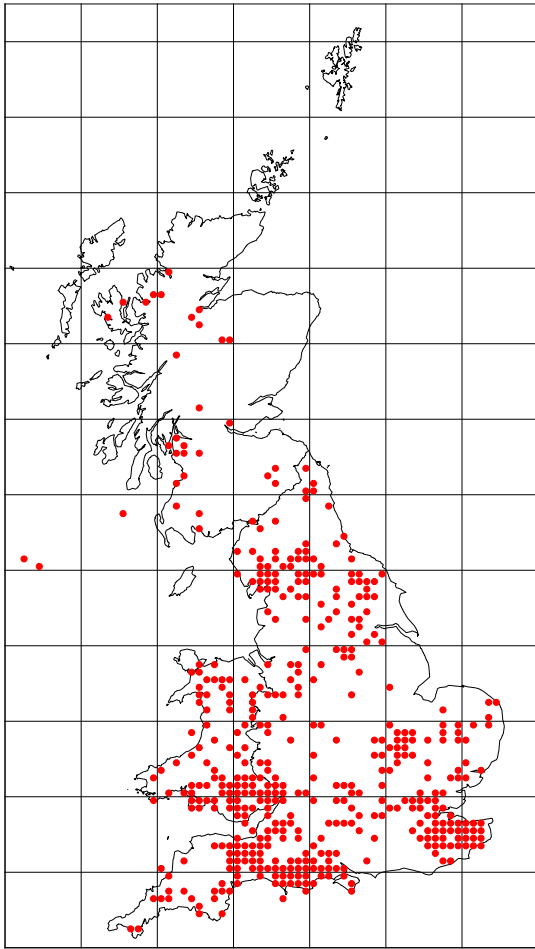
When setting out to identify a specimen it is best to first eliminate some of the more distinctive species - *B. simplicipes* (Zett.) has obviously slender legs and vein M₁ does not usually fade at its base so this is the only British *Bicellaria* with a complete fork in the wing. It is widespread but rather local throughout Britain.

In *B. nigra* (Mg.), *B. nigrita* Collin and *B. halterata* Collin, the basal two segments of the hind tarsi are distinctly dilated. The commonest of these is *B. nigra*; it is very obviously long-legged, the hind tibia is abruptly dilated near the tip and there are usually 2 very conspicuous long dorsal bristles basally on the mid tibia. *B. nigrita* and *halterata* have shorter legs with shorter bristles above the mid tibia and the hind tibia swells more gradually from base to apex; *halterata* can be told from *nigrita* by having the larger setae of the thoracic dorsum yellowish, and (in males) yellowish halteres. *B. nigrita* is most frequent in southern England and shows some preference for calcareous localities whereas *B. halterata* is scarce northern species, more or less confined to Scotland.

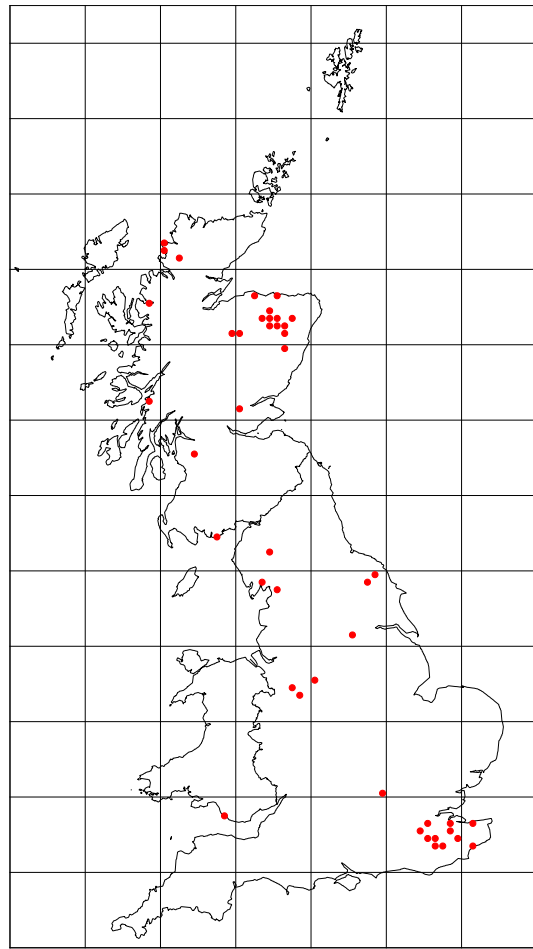
The presence of small but distinct bristles dorsally on the third antennal segment usefully separates *B. pilosa* Lundbeck and *B. intermedia* Lundbeck from other *Bicellaria* but do look carefully as they sometimes become flattened against the third segment and can be difficult to see; *pilosa* is a very bristly fly with a very wide face and at least three strong black setae on the palp whereas *intermedia* is less bristly and has only 1-2 much weaker bristles on the palp. Both are widespread throughout Britain and are generally but by no means confined to damp, rather acidic grasslands, bogs and moors. I have seen two British females which key to *B. austriaca* Tuomikoski, a continental species similar to *intermedia*, but without examination of male genitalia it is not possible to add this species to the British list.

Having eliminated these 'easy' species, the remainder falls into two groups separated on the width of their faces. The narrow-faced group includes *B. vana* Collin and *B. sulcata* (Zett.) which are extremely difficult to separate from each other and although differences in thoracic dusting and length of fine hairs on the front tibia are used in keys, I find them ambiguous. Fortunately male genital characters are much better and should always be used when separating the two; the hypandrial prongs are longer and more slender in *vana* than in *sulcata* and it is often possible to see the differences without dissection. *B. vana* is a very common species whereas *sulcata* appears to be widespread but local and most common in Scotland. Dissection of supposed specimens of *sulcata* often reveals them to be *vana* and Bartak informs me that even Collin's syntype series contains both species! (a taxonomic problem he hopes to resolve in his forthcoming revision).

The broad-faced group includes three species - *B. subpilosa* Collin is largely confined to the north and west of Britain. It is a very bristly fly recalling *pilosa* but lacking that species' distinctive bristles on the antenna and palp; it usually has 6 scutellar bristles which usefully distinguish it from *B. spuria* (Fallén) and *B. mera* Collin which generally have four only. *B. mera* is an insect of freshwater grazing marshes; the apical narrowing of its 3rd antennal segment is relatively short compared with *spuria* and its hind tibia is more slender although it is always best to confirm identification of these two species by male genital characters.



Bicellaria vana



Bicellaria sulcata

Syndyas nigripes in Devon

Martin Drake

This small hybotid has the IUCN status of Lower Risk (near threatened) and a sparse distribution in a few southern English counties and Norfolk. Falk & Crossley (2005, A review of the scarce and threatened flies of Great Britain. Part 3. Empidoidea. *Species Status 3*, JNCC) say that most records are from heathland bogs, although the Norfolk record is from a fen. During the dipterists' summer meeting in 2011, we found two specimens (the first we were unaware of, the second took 10 man-hours of searching on the following day). They were from part of the Yarner Wood NNR complex south-east of Dartmoor, Devon. The record extends its range westward from Shapwick Heath in the Somerset Moors. One reason for its scarcity may be the habitat it lives in. The Devon site was *Molinia* tussocks set in runnels of 10-15cm of ochre-rich water. The National Vegetation Classification is *Molinia caerulea* – *Potentilla erecta* mire (M25) but this doesn't begin to describe the exceedingly trying terrain that caused much undesirable language and water-filled wellingtons. Few other flies were found here and most of us would not

have bothered even trying to tackle such ground, hence the suggestion that *Syndyas* could be overlooked.



Syndyas nigripes female. Adrian Plant

On-line information on dolichopodids

Martin Drake


Faune de France is the French equivalent of the handbooks of the Royal Entomological Society and Ray Society. The society has decided to make many early works available as pdf files that can be downloaded from www.faunedefrance.org. These include Parent's invaluable *Diptères Dolichopodidae*. *Faune de France* 35 (1938), which has many illustrations and full descriptions. It is more than a useful adjunct to d'Assis Fonseca's RES Handbook since several of the species recorded new to Britain since the Handbook were traced using Parent.

Dolichopodidae Home Page by Igor Grichanov (www.grichanov.fortunecity.com/). With links to many other Diptera sites, keys to Swedish dolichopodids, publication lists of dolichopodid workers and further general information.

Does *Hercostomus nigriplantis* include two species?

Martin Drake

On the short Dipterists Forum field meeting based at Wells in Somerset in 2010, we visited a Mendips woodland where I collected a couple of male *Hercostomus* that key with no trouble to *nigriplantis* in all the usual European keys (d'Assis Fonseca 1976, Parent 1938, Stackelberg 1933). However, they differed from specimens that I collected from Gower on the DF meeting based at Swansea in 2009 and donated by Roy Crossley from a Yorkshire site. The differences are in the size of the front 'hands' which are markedly wide in the Mendips specimens, and in the wing venation (see Figures below). The limited data on the recording scheme database shows most records to be coastal, and just a few from inland. Could there be two species here, with different habitat affinities?



Changes in the dolichopodid fauna

Martin Drake

A long-term plan is a revision or completely new set of keys to Dolichopodidae. Two reasons for a new work are that the keys in the Handbook by d'Assis Fonseca (1978) are off-putting as they contrive to place rare species near the beginning rather than use obvious characters in a logical order irrespective of a species' status, and more importantly that there have been many name changes.

The RES Handbook included 267 species in 1978. Since then there have been 32 published additional species, 22 of which were included in Peter Chandler's 1998 *Checklist of Insects of the British Isles*. The actual total is complicated by the following changes since the RES Handbook and the 1998 Checklist: *Xanthochlorus*

luridus - added but then deleted; *Systemus tenur* and *Chrysotus angulicornis* - synonymised and since restored; *Systemus pallidus* synonymised with *S. pallipes*; *Systemus alpinus* - raised from synonymy; *Medetera striata* may not be British. We also know that *Micromorphus* contains at least three species in Britain, and there is further species in a new genus to be added. Microphoridae (four species) was recently given subfamily rank and transferred to Dolichopodidae. The total for the British Isles is therefore at least 303 species. Of these, three are still known only from Ireland (*Campsicnemus dasyknemus*, *Syntormon setosum*, *Systemus alpinus*), the specific status of *Sympycnus pseudospicatus* has yet to be confirmed, and two are oriental species recorded from glasshouses so

may not become established in the wild (*Chrysotus longipalpus*, *Medetera grisescens*).

References to the 22 species added up to 1998 can be found in Chandler's checklist, and the few exceptions

are listed below. Those since 1998 are given in the regular *Dipterists Digest* checklist updates and are summarised here. In future newsletters I will include couplets and figure to supplement the Handbook.

Species	Reference	Identification help
<i>Achalcus nigropunctatus</i>	Drake, C.M. 2008. <i>Achalcus nigropunctatus</i> Pollet & Brunhes, 1997 (Diptera, Dolichopodidae) new to Britain. <i>Dipterists Digest (Second Series)</i> 15 , 41-43. Pollet, M. 1997. Systematic revision and phylogeny of the Palaearctic species of the genus <i>Achalcus</i> Loew (Diptera: Dolichopodidae) with the description of four new species. <i>Systematic Entomology</i> (1996) 21 , 353-386.	description. See Pollet 1997 for all European <i>Achalcus</i>
<i>Campsicnemus umbripennis hispanicus</i>	Perry, I. 1999. <i>Campsicnemus umbripennis hispanicus</i> Strobl (Diptera, Dolichopodidae) new to Britain. <i>Dipterists Digest (Second Series)</i> 6 , 118-120.	leg illustrated (diagnostic)
<i>Dolichophorus kerteszi</i> (name incorrectly spelt in reference)	Drake, C.M. 2005. <i>Dolichophorus kerteszi</i> Lichtwardt (Diptera, Dolichopodidae) new to Britain. <i>Dipterists Digest (Second Series)</i> 12 , 1-2.	description. See Parent 1938 for figures
<i>Dolichopus excisus</i>	Gibbs, D. 2006. <i>Dolichopus excisus</i> Loew, 1859 (Diptera, Dolichopodidae) new to Britain discovered in southern England. <i>Dipterists Digest (Second Series)</i> 13 , 5-10.	modification of Assis-Fonseca key; genitalia, wing and antennae illustrated
<i>Medetera freyi</i> (<i>M. setiventris</i> and <i>M. fasciata</i> were included in Chandler but without a formal publication source)	Macgowan, I. 2001. <i>Medetera freyi</i> Thuneberg, <i>M. setiventris</i> Thuneberg and <i>M. fasciata</i> Frey (Diptera, Dolichopodidae) new to Britain with notes on the status of <i>Medetera striata</i> Parent. <i>Dipterists Digest (Second Series)</i> 8 , 85-90.	description and comparison with similar species; genitalia and wing (<i>freyi</i> only) illustrated
<i>Medetera grisescens</i>	Halstead, A.J. 2003. 2002 Annual Exhibition, Diptera. <i>British Journal of Entomology and Natural History</i> 16 , 179. Bickel, D.J. 1987. A revision of the Oriental and Australasian <i>Medetera</i> (Diptera: Dolichopodidae). <i>Records of the Australian Museum</i> 39 , 195-259.	an oriental tramp species: see Bickel 1987 (figure and description on pp 246-247)
<i>Medetera insignis</i>	Gibbs, D. 2007. <i>Medetera insignis</i> Girschner, 1888 (Diptera, Dolichopodidae) new to Britain. <i>Dipterists Digest (Second Series)</i> 14 , 95-97.	genitalia illustrated
<i>Rhaphium suave</i>	Drake, C.M. 2007. <i>Rhaphium suave</i> (Loew) (Diptera, Dolichopodidae) new to Britain. <i>Dipterists Digest (Second Series)</i> 14 , 1-4.	genitalia illustrated
<i>Xanthochlorus galbanus</i> <i>Xanthochlorus silaceus</i>	Chandler, P.J. & Negrobov, O.P. 2008. The British species of <i>Xanthochlorus</i> Loew, 1857 (Diptera, Dolichopodidae), with description of two new species. <i>Dipterists Digest (Second Series)</i> 15 , 29-40.	keys to genus, genitalia illustrations
<i>Syntomon silvianum</i>	Parvu, C., 1989. New contribution to the knowledge of Dolichopodidae (Diptera) of Romania (VI) with the description of two new species: <i>Syntomon silvianus</i> n. sp. and <i>Asyndetus negrobovi</i> n. sp. <i>Travaux du Museum d'Histoire Naturelle "Grigore Antipa"</i> , 30 : 57-65. Parvu, C., 2000. New data on two Dolichopodidae species (Diptera): <i>Syntomon silvianum</i> (Parvu, 1989) (description of the female) and <i>Hercostomus plagiatus</i> (Loew, 1857), from Romania (XVIII). <i>Travaux du Museum National d'Histoire Naturelle "Grigore Antipa"</i> , 42 : 157-165.	1989 paper - male illustrated 2000 paper – female illustrated



Dipterists Forum CRANEFLY RECORDING SCHEME

CRANEFLY NEWS #22 - AUTUMN 2011

THE NEWSLETTER OF THE CRANEFLY RECORDING SCHEME

For Tipuloidea, Trichoceridae and Ptychopteridae

Fieldwork Reports

Cranefly news from Shropshire.

The season started well in Shropshire with more people taking an interest in the group due to the training we are delivering under the Invertebrate Challenge scheme. This is a three year lottery funded project that is encouraging local people to get into the identification of under-recorded groups of invertebrates within the Shropshire area – with craneflies being one of the groups selected. This has meant that, from just me and Nigel Jones collecting craneflies in the county previously, we now have half a dozen people taking samples and a couple more photographing specimens and submitting the photos for identification. Obviously photography doesn't allow all species to be identified but it is allowing us to add to our database with easily identifiable taxa in an age when travel expenditure is more and more expensive, particularly in a large county such as Shropshire.

Our first field trip under the Invertebrate Challenge badge was to Whixall Moss in North Shropshire, a lowland raised mire. It was during the very hot late April weather so craneflies were at a premium but we did encounter a few of the bog specialist flies such as *Idioptera linnei* Oosterbroek, 1992 in numbers on one of the sphagnum-filled ditches where it has traditionally been found. There were reasonable numbers of *Prionocera turcica* (Fabricius, 1787) and *P. pubescens* Loew, 1884 scattered around the site. The second field trip in May was to Loamhole Dingle in Ironbridge, long recognised as a good fly site. Searches for the sodden dead-wood specialist *Lipsothrix* species were successful with the capture of *Lipsothrix nobilis* Loew, 1873 and a good spread of spring woodland species.

Nigel Jones has for the past few years collected craneflies on his entomological field trips and passed them to me for identification. Therefore I was thrilled to find a couple of specimens of *Arctoconopa melampodia* (Loew, 1873) from the flies he took at Big Wood on 25/04/09 which was new to Shropshire. (See map on back page.)

An early foray onto Wenlock Edge on 16/04/11 brought my annual meeting with the limestone specialist *Dicranomyia sericata* (Meigen, 1830) and rather surprisingly *Limnophila schranki* (Oosterbroek, 1992), which I've always encountered close to water, whereas this specimen was taken on a very dry limestone quarry bank some distance from the nearest stream. *L. schranki* was taken in its more normal habitat several times elsewhere around this date.

The spring brought lots of photographs arrive of *Ctenophora pectinicornis* (Linnaeus, 1758) into my email inbox from various woodland sites around Shropshire. I saw a female on a large horse chestnut tree in the car park by Marks and Spencer in Bridgnorth Low Town on 01/05/11, a very urban setting for this woodland fly.

Also of interest were photos of *Tanyptera atrata* (Linnaeus, 1758) from two Shropshire parts of the Wyre Forest from Rosemary Winnall.

Ian Cheeseborough reported the white-footed ghost *Dolichozepea albipes* (Stroem, 1768) from the National Trust site at Hopesay Hill and most recently handed over a specimen which I was very happy to see was the chocolate tipulid, *Nigrotipula nigra* (Linnaeus, 1758), (2nd Shropshire record) from wet grassland at Colemere Country Park. I am wondering whether this fly has a short flight season as both Shropshire records (12 years apart) were recorded on the 23rd and 26th June.

Pete Boardman

The Dipterists' Forum Summer Field Meeting, Exeter University. 3-8 July 2011

Devon is an interesting County for craneflies, with the addition of sea-shore biotopes such as salt marshes and soft cliffs to the other high-quality sites found inland. A seepage on a soft cliff near Seaton yielded a female *Orimargo virgo*, recorded here by A.E. Eaton on 21/6/1905. Another rare coastal species is *Geranomyia bezzii*, and the story of its re-discovery at a coastal site during the field meeting warrants its own paragraph. (See below). The banks of the River Teign also yielded some interesting records, some of these new to S.W. England. *Tipula montium*, *Cheilotrichia imbuta*, *Hoplolabis areolata* and *Rhabdomastix edwardsi* (See maps on back page.) fall into this category. A visit to a chalk-pit stream and marsh yielded a good list, amongst which were *Atypophthalmus inustus*, *Elipteroides lateralis*, *Lipsothrix nervosa* and *Dicranophragma separatum*. *Molophilus corniger* and *Dicranomyia lucida* were also common here. Alan Stubbs reports that *Phylidorea abdominalis* was found on several bogs on Dartmoor, and *Ormosia pseudosimilis* was recorded in the valleys. On Exminster Marshes, an RSPB reserve, *Tipula pierrei* was found by Ken Merrifield along a grazing levels ditch. *Molophilus corniger* and *Dicranomyia lucida* were noted from a seepage fen within Decoy Country Park, just south of Newton Abbot. *Tipula yerburyi* was found in Yarner wood (by Martin Drake). Chris Spilling also had *Tipula yerburyi* on two occasions, male and female on 04.07.2011 in Hisley Wood, SX781797, and again on 08.07.11 in the same wood with *Lunatipula cava*. *Geranomyia bezzii*, *Nephrotoma analis*, and *Nephrotoma dorsalis* were other good records made by Chris. (See maps on back page.) The hairy-eyed cranefly *Pedicia littoralis* seems to be doing well and was seen by stream margins at a number of sites.

John Kramer

Craneflies of a Hedgerow

While at the Summer field meeting I had the pleasure of meeting Rob Wolton from Locks Park Farm, Devon, who is doing a study of the life in a hedgerow and associated ditch, on his farm. The hedgerow serves not only to provide food, but also shelter for a wide variety of living things and so far twenty-one species of cranefly have been recorded there. It raises questions about their role in that community. How temporary is their visit? Where, and on what do the larvae feed? What feeds on them? Species found so far are: *Tipula maxima*, *Tipula vittata*, *Tipula unca*, *Tipula fascipennis*, *Tipula lunata*, *Tipula oleracea*, *Tipula lateralis*, *Tricyphona immaculate*, *Cylindrotoma distinctissima*, *Erioptera lutea*, *Ilysia maculata*, *Molophilus serpentiger*, *Ormosia lineata*, *Symplecta stictica*, *Trimicra pilipes*, *Austrolimnophila ochracea*, *Dicranophragma nemorale*, *Epiphragma ocellare*, *Limnophila schranki*, *Phylidorea fulvonervosa*, *Limonia nubeculosa*. *Ula sylvatica* was bred out by Rob from a bolete (cêpe), *Leccinum aurantiacum*, which is a species specific to aspen (*Populus tremula*) found in the hedgerow. There is also a pond nearby. A comparison could be perhaps be made with hedgerows in other parts of the country.

John Kramer

The *Geranomyia bezzii* Story



Geranomyia bezzii Photo.Chris Spilling

In the Spring 2010 edition of Crane-fly News #19, there was a request for those who visit the coast, to try and find the rarely recorded species, *Geranomyia bezzii*. Perhaps the best sites are salt marshes and the edges of coastal pools where the green alga *Enteromorpha intestinalis* grows. July to the end of August seems the best time to search. On Sunday 3rd and Monday 4th July some members of the DF Summer field meeting were in the right place at the right time to collect a number of specimens of this crane fly which was common on sea purslane (*Halimione*) and Glasswort (*Salicornia*) on a saltmarsh near Dawlish. The chlorophyte algae *Ulva* and *Cladophora* seemed more common at the site than *Enteromorpha*. On the Sunday Chris Spilling captured a pair of possibly teneral *G. bezzii* in cop. Back in the lab their pale pleura with the characteristic black markings looked striking and unusual, causing some excitement! Then an hour later Andy Grayson generously brought along to me some detritus that he was about to throw out. This turned out to comprise of 5 rather battered specimens of *G. bezzii* which he had swept in some numbers from the saltmarsh vegetation. The next day Mike Howe visited the same area and brought back half a dozen specimens which could be carded. So at last we have some fresh British material from which to do a detailed description and to compare with specimens from other parts of Europe. I visited the site on the Wednesday and the Thursday but found nothing. Wednesday was a bad-weather day with some rain and strong winds driving the sea on shore and covering the saltmarsh. On Thursday conditions were excellent, but it was still absent. This suggests to me that the strategy of simultaneous mass emergence is used by *G. bezzii* to facilitate mate location on the wide expanse of the sea shore. The population of adults seems to die shortly after mating and oviposition. It would be an explanation of why it is so rarely found.

References:

F.W. Edwards, 1939. Additions to the List of British Crane-flies. E.M.M. Nov.1939

Falk, S.F. 1991. A review of the scarce and threatened flies of Great Britain. *Research and survey in nature conservation*, no. 39. NCC, Peterborough.

Lowland Heathland Fauna within the Poole Basin

An intensive survey of part of the Poole Basin heaths is currently being undertaken by local entomologist Ashley Leftwich. The intension is to monitor a series of lowland heathland fragments within the Borough of Poole throughout 2011 to provide qualitative information on the crane-fly fauna. As the range of habitats and

features present within the combined selection of sites includes dry and humid heathland, mire, poor fen, spring, acid wet and dry grassland, woodland and ponds, a rich fauna would be anticipated.

Beginning in February, the survey has so far sampled over 4000 specimens and revealed a very rich fauna with 113 species at the time of writing. All species have been captured exclusively by hand netting, and over 200 pinned voucher specimens have been retained. The phenology of most of these species has been revealed in relation to the weather and other species, and it is intended to use this dataset for a series of articles in 2012.

The usual heathland species are all in evidence such as *Phylidorea squalens* and *Euphylidorea meigeni*, along with ubiquitous wet soil species such as *Erioptera fuscipennis* and *E. lutea*. Many of the species identified by Buglife as being rarities of lowland heathland have been found such as *Tipula (Lunatipula) cava*, *T. (L.) helvola*, *Limonia dilutior*, *Erioptera nielseni* and *Dicranomyia affinis*. Indeed, *Tipula (Schummelia) yerburyi* appears to be relatively frequent and widespread. Others that might be anticipated and would have been in flight have yet to be found, such as *Nephrotoma scurra*.

A provisional total of 11 Nationally Scarce species and one Nationally Rare (RDB3) are present, the latter being *Tipula (Yamatotipula) marginella* which has local strongholds in the Poole Basin and New Forest. Nearly half of the species found are of at least Nationally Local status, emphasising the high quality of the fauna present.

The finding of a small resident population of *Dicranomyia distendens* is of considerable interest, as this is typically associated with northern and western Britain, and occurs elsewhere as outliers. There appear to be few English records for this species other than from the New Forest in 1937 and from Surrey in 1974. It appears to have a very short flight period, and therefore targeted searches might possibly detect further outliers.

Two new British species also appear to be present, based on initial separation on distinctive genitalia differences, wing characters and colouration, coupled with flight period information. They are currently being determined against European species to confirm their status.

Ashley Leftwich

George Henry Verrall F.E.S. 1848 – 1911



Verrall died on 16 September 1911, aged 63, and so, this year, the centenary of his death, it is appropriate that some light be shed on his life. He made an enormous contribution to British Dipterology, and also to the study of British craneflies, on which this short piece focuses. In 1881 he published independently his list of *A Hundred New British Flies* which included 28 craneflies, (Tipuloidea) in the sense that we use the word today. At that time the British Checklist was in a bad way and one of Verrall's goals was to correct the confused state of affairs. He published his first list of British Diptera in 1888 and wrote the first *List of British Tipulidae* ("Daddy-Longlegs") with Notes, in papers published in editions of the Entomologist Monthly Magazines from 1886 to 1888. 146 species were described in these early papers which included the first keys in English to identify the genera, and some of the species of British Craneflies.

In 1901 Verrall produced the second edition of his *List of British Diptera*, helped by a few other Diptera specialists, and this included 173 craneflies (*sensu* Tipuloidea). He thus provided the foundation for future work on craneflies, in Britain. In addition, he himself named four new species of craneflies which occurred in Britain. These are:

Dicranota claripennis Verrall 1888, *Eloeophila submarmorata* Verrall 1887, *Pseudolimnophila sepium* Verrall 1886, and *Dicranomyia aquosa* Verrall 1886. He also had two new species of cranefly named after him. These were *Erioptera verralli* Edwards 1921, and *Eloeophila verralli* Bergroth 1912.

Verrall was very sociable as an entomologist, and as a citizen. He served as a J.P., a Councillor and an Alderman and fought three parliamentary elections. He was a member of the 'Entomological Club' of London, playing a very active part, often as host, and he well understood the importance of effective communication between members. His involvement in the Entomological Club provided the foundation in 1887 for his annual 'Verrall Supper' which brought entomologists together from all over the country, and continues to do so. He also encouraged others via his detailed correspondence with dipterists up and down the country. Verrall played a part, with Walter Rothschild, in the acquisition of Wicken Fen for the National Trust, and published two volumes of his British Diptera, the Syrphidae (1901) and the Stratiomyidae (1909). He was a man of energy, great warmth and integrity who was greatly missed by his fellow entomologists when he died 100 years ago.

References

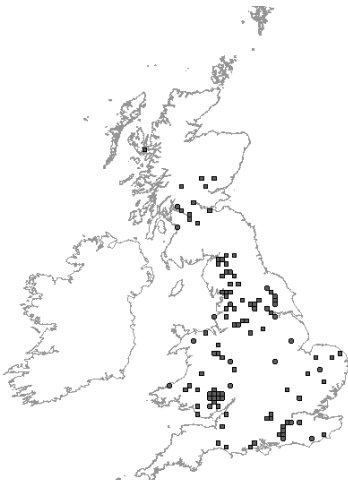
- Verrall,G.H. 1886. A hundred new British species of Diptera. Entomologist's mon. Mag., 22: 179-182, 199-202, 230-234.
- Verrall,G.H. 1886. List of British Tipulidae, &c ('Daddy-Longlegs'), with notes. Entomologist's mon. Mag., 23: 117-125,156-160
- Verrall,G.H. 1887. List of British Tipulidae, &c ('Daddy-Longlegs'), with notes. Entomologist's mon. Mag. 23: 205-209, 263-267.
- Verrall,G.H. 1887. List of British Tipulidae, &c ('Daddy-Longlegs'), with notes. Entomologist's mon. Mag. 24: 108-112.
- Verrall,G.H. 1888. List of British Tipulidae, &c ('Daddy-Longlegs'), with notes. Entomologist's mon. Mag. 25: 20-27, 97-99.
- Verrall,G.H. Obituary, Entomologist's mon. Mag. Nov. 1911 pp.262-264
- Verrall,G.H. Obituary, The Entomologist, Vol XLIV, No.582, Nov. 1911. pp.328-332.

John Kramer

Don't forget ! Check out the distribution maps of all the species mentioned in the Newsletter, and those you find locally, at www.searchnbn.net

The next copy deadline will be on 15th December 2011, for the Spring 2012 Edition of Cranefly News.

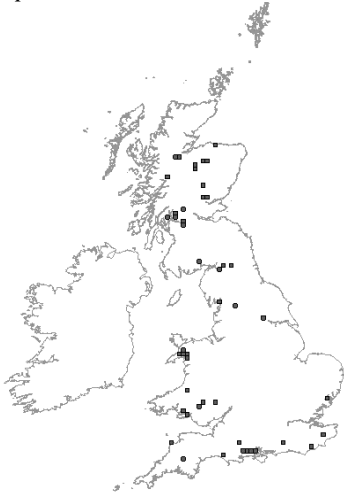
Distribution Maps of Craneflies discussed in the Newsletter © NBN



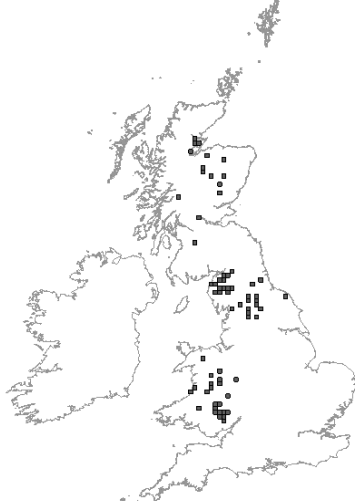
Nephrotoma analis



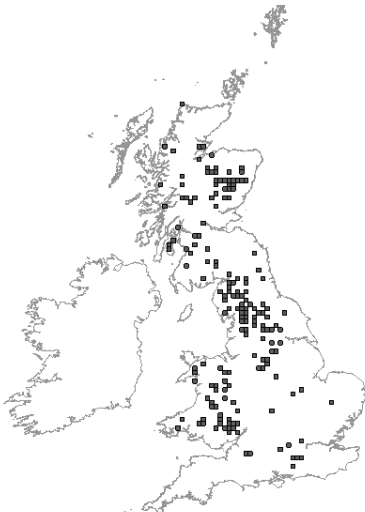
Tipula yerburyi



Nephrotoma dorsalis



Rhabdomastix edwardsi



Tipula montium



Arctoconopa melampodia



Data management report:

Records from the Dipterists field meetings 1987 to 2011

Roger Morris

Dipterists
Forum

Data management report:
Records from the Dipterists field
meetings 1987 to 2011



Roger Morris

Metadata

Addressee Dipterists Forum
Coverage.spatial U.K.
Creator **Roger K. A. Morris**
7 Vine Street, Stamford, Lincolnshire PE9 1QE
Email: roger.morris@dsl.pipex.com

Date.issued August 2011
Format Adobe portable document (pdf)
Identifier DFR.DM.01
Publisher Dipterists Forum
Rights.copyright Dipterists Forum
Source Dipterists Forum
Status Version: Proof
Subject Report: Data Management
Title Records from the Dipterists field meetings 1987 to 2011
30th August 2011

Type Report
Digital Signature

Cover picture: Forge Valley, 2009



Records from the Dipterists field meetings: Data Management

For many years the assembly of records made during Dipterists field meetings has been an issue for the Forum; we happily go to new places but are not great at getting data back to landowners etc. If we are to restore our credibility it is imperative that we get data back to various interest groups; especially the Wildlife Trusts. The most viable solution is to make data available via the NBN Gateway but this means that we must get the data onto a database.

About 6 years ago I made a major effort to get the data we had onto RECORDER. Unfortunately a glitch in data transfer meant that some of this work was lost and the process was interrupted. No actual data were lost apart from about two months intermittent effort to transcribe paper records. Since then, very little has happened; I have not been greatly enthused to upload machine-readable data, especially as it meant going back through the data to work out what had been lost. ***However I can now report progress!***

This year, Stuart Ball and I have been preparing the data for the new hoverfly atlas and of course there are lots of hoverfly records that would be useful. So, I have bitten the bullet and have uploaded nearly 100 datasets and have reviewed the overall dataset to identify and replace lost data. Data for the last six or seven years has largely arrived in machine-readable form, either as Excel files or as Word files. The former can be uploaded directly onto the database (with some manipulation) whilst the latter needs a bit more work but is not too difficult. Prior to 2005 a fair bit of data was presented as typewritten sheets which I have scanned and converted to text via Optical Character Recognition (OCR) and then have assembled as Excel files. This generally tends to be quicker than keying in individual records (as I did back in 2006) and consequently it has been possible to do the job much more rapidly than last time.

There have been challenges, especially where the species dictionaries don't recognise the names given. I have solved this problem by creating Excel files containing the records attributed to these 'problem' species. The 'problems' involve a variety of issues - often the species name has been confused but some involve changes to nomenclature, often amongst non-dipteran taxa, whose nomenclature has changed and is unfamiliar (to me). There now exist a series of files that contain data I have not been able to upload - generally between 5 and 15 records for each meeting. Some of the problems relate to the lack of an update to my species directory and will be solved when I update to Recorder 6.

Uploading data sounds simple but is anything but! Some of the commonest problems that I have encountered include wrong grid references (wrong 100k square); wrong dates (months or years); mis-spellings of species; inclusions of full-stops against species names; use of generic name + sp. (e.g. *Syrphus* sp.); use of sub-generic names or inclusion of sub-generic names with generic names. All of these cause the import wizard to fall over and have to be tracked down. So, even the simplest dataset probably takes 15-20 minutes to upload, and bigger and complicated ones can take several hours (depending on the glitches and variations). However, I would rather spend a couple of hours uploading a dataset than a day or more re-entering it; so don't be put off sending me data.

Our database now contains those records that I have been sent in machine-readable form (apart from the Aberystwyth meeting which has been computerised by Mike Howe and lies on the CCW database). Some of the data were sent as paper records and I had already converted these to Excel files. I am now in a position to accept new datasets. There should be many more to come, especially as we have had approximately 25 people per summer meeting and the best return I have had was 10 (from the Swansea meeting). Table 4 shows the composition of the database and the number of contributors to each event.

The database now holds a total of 68,548 records. The average number of records from the ten best recorded summer field meetings is close to 5,000 with the best at over 9,000 (Dorset, 1998). This suggests that we have an immense job ahead if the backlog is to be addressed. I am therefore keen to secure past records. Realistically



there is little chance of going back prior to 2000 but even getting this period sorted out would be a huge advance. John Showers and Martin Drake have volunteered to help me chase records and we will be letting people know where we don't hold their data.

Table 4. Numbers of records generated by Dipterists Forum field meetings and held on DF database

Year	Season	Locality	Number of records	Year	Season	Locality	Number of records
Records 1987-2000							
1987	Summer	Bangor	557	1994	Summer	Preston Montford	595
1987	Autumn	Herefordshire	113	1994	Autumn	Mold	0
1988	Summer	Galashiels	3629	1995	Summer	Ayr	0
1988	Autumn	Bideford	122	1995	Autumn	Llandeilo	0
1989	Summer	Bideford	5030	1996	Summer	York	1367
1989	Autumn	Rogate	0	1996	Autumn	Southwold	0
1990	Summer	Winchester	2835	1997	Summer	Abergavenny	Data compiled by CCW
1990	Autumn	North York Moors	0	1997	Autumn	Herefordshire	0
1991	Summer	Skye	0	1998	Summer	Dorset	9120 - report written
1991	Summer	Muir of Orde	0	1998	Autumn	Glamorganshire	0
1991	Autumn	Bakewell	0	1999	Summer	Grange Over Sands	4994 on NBN
1992	Summer	Stirling	5859	1999	Autumn	Oxfordshire	0
1992	Autumn	Bowness	0	2000	Summer	Launceston	see 2001
1993	Summer	Norfolk	7362	2000	Autumn	South Essex	0
1993	Autumn	Dorset	0				
Records 2001 - 2011							
2001	Summer	Launceston	2808 on NBN	2007	Spring	Castle Acre	809
2001	Autumn	Warwickshire	0	2007	Summer	Aberystwyth	Compiled by CCW
2002	Summer	Muir of Orde	2014	2007	Autumn	Loughborough	391
2002	Autumn	Norfolk	727	2008	Spring	Lincoln	497
2003	Summer	Suffolk	6372	2008	Summer	Cairngorms	2173
2003	Autumn	Wiltshire	1403	2008	Autumn	Abergavenny	638
2004	Summer	Wiltshire	7301	2009	Spring	Scarborough	590
2004	Autumn	Sussex	835	2009	Summer	Swansea	3498
2005	Spring	Northants.	663	2009	Autumn	Scotland	468
2005	Summer	Durham	3007	2009	Autumn	Bridgnorth	131
2005	Autumn	Isle of Wight	382	2010	Spring	Windsor	530
2006	Spring	Hereford	803	2010	Summer	Pembrokeshire	686
2006	Summer	Plumpton	3206	2010	Summer	Wells	880
2006	Autumn	Radnorshire	691	2010	Autumn	Devon/Somerset	929
				2011	Spring	Abergavenny	740

The actual process of data entry should be much more straightforward now that the backlog has been largely resolved. I therefore expect to be able to keep on top of the process in future. I will accept data in all sorts of electronic forms and will convert Word documents into Excel files if necessary. It would make the process easier if a simple format is followed when compiling spreadsheets:

Species Name	Locality	Date	Grid Ref.	Recorder	Determiner	Stage	Abundance	Notes
Essential	Essential	Essential	Essential	Essential	optional	Male, female, adult, larva, Mine, Gall	Numerical only	



Risk Assessment - Dipterists Forum Field Meetings

Invertebrate survey site characteristics

Dipterists Forum visits a wide variety of sites and it is not possible to highlight specific risks on these sites as we have limited prior knowledge of the risks. Habitats visited include:

- Woodlands
- Wetlands
- Open grasslands
- Scrub
- Saltmarsh and associated mudflats
- Sand dunes
- Soft rock cliffs
- Rocky cliffs
- Streams
- River shingle
- Rocky rivers
- Ponds and pools
- Open moorland
- Peat bogs & mire

Members of the forum are generally experienced in visiting such localities and will be aware of the general risks and can be expected to take precautions. However, it is important that members remind themselves of the possible risks and take suitable steps to circumvent the risks by taking appropriate avoiding action.

Major risks:

Risk	Level of threat	Action
All issues involving the need for getting in contact with emergency services and/or other Forum members.		<ul style="list-style-type: none"> • Carry mobile phone & keep charged and switched on.
Getting lost	Low/moderate	<ul style="list-style-type: none"> • Carry map, compass & GPS. • Arrange a return time with others in car. • Leave details of where you are going.
Sprains, trips and falls	Moderate	<ul style="list-style-type: none"> • Avoid rough ground. • Look where you are going. • Carry a whistle or mobile telephone.
Falling into deep water or mud in ditches, rivers or pools	Moderate	<ul style="list-style-type: none"> • Avoid in firm ground. • Look where you are going. ▪ Do not go into flowing water or water over wellie height. • Be aware of bank topography.
Getting cut-off by tides	Low	<ul style="list-style-type: none"> • Check tides before departure. • Take note of changing tides. • Arrange a return time with others in car. • Leave details of where you are going.
Cuts from foreign objects e.g. glass	Moderate	<ul style="list-style-type: none"> • Avoid barbed wire and other sharp surfaces. • Look where you are going.
Scratches etc from thorns and other natural impediments	High	<ul style="list-style-type: none"> • Avoid thorny plants. • Look where you are going. • Keep tetanus booster maintained. • Familiarise with symptoms of tetanus and contact doctor immediately if infection suspected.
Falling off or down cliffs	Low	<ul style="list-style-type: none"> • Keep away from cliff tops. • Look where you are going. • Don't climb cliffs.

Electrocution (electric fences)	Low	<ul style="list-style-type: none"> • Avoid fences and be aware of electric connections. • Use correct access and egress points. • Look where you are going.
Attack by farm animals (especially bulls)	Low	<ul style="list-style-type: none"> • Check for bulls and other animals. before entering a field.
Vehicular accidents	Low	<ul style="list-style-type: none"> • Follow the highway code. • Drive at sensible speeds in narrow roads and slow down if you have limited visibility.
Risk of exposure to extreme weather conditions, including sunburn, sunstroke, dehydration, hypothermia.	Low-Moderate	<ul style="list-style-type: none"> ▪ Carry enough drinking water to last the length of the activity. ▪ Wear a high factor sun cream and a broad rimmed sun hat when sunny. • Wear appropriate outdoor clothing with a waterproof layer when the weather is cold.
Lymes Disease (tick-borne)	Moderate	<ul style="list-style-type: none"> • Take basic precautions such as wearing long trousers (and sleeves if they can cope in the heat!) and tucking trouser bottoms into socks. • Avoid pushing through dense vegetation such as bracken, which is where they can be most abundant. • Careful checking and removal of any ticks at the end of the day. • Familiarise with symptoms and contact doctor immediately if infection suspected.
Weils Disease (transmitted by rat urine)	Low	<ul style="list-style-type: none"> • Be aware that this disease can be contracted from water, soil and faeces. • Familiarise with symptoms and contact doctor immediately if infection suspected.

Roger Morris
Field Meetings Secretary



Booking Form - for rates see Bulletin

Meeting location and dates			
Name			
Address			
Telephone number			
Mobile phone number			
email address			
Intended stay (please indicate days and dates)			
Dietary requirements	Omnivore	<input type="checkbox"/>	Please tick relevant box
	Vegetarian	<input type="checkbox"/>	
	Vegan	<input type="checkbox"/>	
Allergies (food)			
Deposit			
Signature			Date

Please Note: We will endeavour to accommodate for part-weeks but this is dependent upon available accommodation and the policy of the host venue

Payment details:

Cheques made payable to Dipterists Forum

Deposits

Deposits will only be returnable if cancellation occurs before the published cut-off date for reduced rates.

Please send your booking form and cheques to:

Roger Morris

7 Vine Street, Stamford, Lincolnshire PE9 1QE

Email: roger.morris@dslpipex.com

Dipterists Forum

Secretary

John Kramer
31 Ash Tree Road, Oadby, Leicester, Leicestershire, LE2 5TE.
john.kramer@btinternet.com

Field Meetings

Roger .K.A.Morris
7 Vine Street, Stamford, Lincolnshire PE9 1QE
roger.morris@dsl.pipex.com

Membership

Mick Parker
9 East Wyld Road, Weymouth, Dorset, DT4 0RP
jmparker_87@hotmail.com

Dipterists Bulletin Editor

Darwyn Sumner
122, Link Road, Anstey, Charnwood, Leicestershire LE7 7BX.
0116 212 5075
Darwyn.sumner@ntlworld.com

Dipterists Digest Editor

Peter Chandler
606B Berryfield Lane, Melksham, Wilts SN12 6EL 01225-708339
chandgnats@aol.com

Treasurer

Howard Bentley
37, Biddenden Close, Bearsted, Maidstone, Kent. ME15 8JP
Tel. 01622 739452
howard@hbentley.wanadoo.co.uk

Workshops = Indoor Meetings Organiser

Malcolm Smart
"Southcliffe", Pattingham Road, Perton, Wolverhampton, WV6 7HD
malcolmsmart@talktalk.net

Conservation / BAP and Adopt a species

Barbara Ismay
schultmay@insectsrus.co.uk
01844-201433

Publicity

Judy Webb
2 Dorchester Court, Blenheim Road, Kidlington, Oxon. OX5 2JT
judy.webb@virgin.net
01865 377487

Web Manager

Stuart Ball
255 Eastfield Road Peterborough PE1 4BH
stuart.ball@dsl.pipex.com

Recording Schemes & Study Groups

Whilst all schemes will readily accept records in written form the following symbols are used to indicate some of the known (or surmised) methods by which Scheme Organisers may currently receive records electronically:



Recorder



MapMate



Microsoft Access



Spreadsheet (Excel)

Square brackets indicate that the organiser can handle records in the format indicated.

The Gateway symbol  indicates that the organiser has uploaded a dataset to the NBN Gateway

Potential recorders really need to know your preferred recording format so please inform the Bulletin Editor in time for future updates

Chironomidae

P.P. Roper
South View, Sedlescombe, Battle, East Sussex
TN33 0PE

Chloropidae

John Ismay
schultmay@insectsrus.co.uk
01844-201433

Culicidae - Mosquitoes

Jolyon Medlock
Health Protection Agency, Porton Down, Salisbury, Wiltshire SP4 0JG
jolyon.medlock@hpa.org.uk



www.dipteristsforum.org.uk

Sciomyzidae - Snail-killing Flies




I F G McLean
109 Miller Way, Brampton, Huntingdon, Cambs
PE28 4TZ
ianmclean@waitrose.com
Darwyn Sumner
darwyn.sumner@ntlworld.com



Conopidae, Lonchopteridae, Ulidiidae, Pallopteridae & Platystomatidae



D K Clements
7 Vista Rise, Radyr Cheyne, Llandaff, Cardiff CF5
2SD
dave.clements1@ntlworld.com



Sepsidae



Steve Crellin
Shearwater, The Dhoor, Andreas Road, Lezayre,
Ramsey, Isle of Man, IM7 4EB
steve_crellin1@hotmail.co.uk



Hoverflies



S G Ball stuart.ball@dsl.pipex.com
255 Eastfield Road Peterborough PE1 4BH
R K A Morris roger.morris@dsl.pipex.com



Newsletter editor


David Iliff davidiliff@talk21.com
Green Willows, Station Road, Woodmancote, Chel-
tenham, Gloucestershire GL52 9HN



Larger Brachycera




Simon Hayhow
simon.hayhow@btinternet.com



Tephritid Flies



Laurence Clemons
14 St John's Avenue
Sittingbourne
Kent ME10 4NE



Tachinid



Chris Raper
46 Skilton Road, Tilehurst, Reading, RG31 6SG
chris.raper@hartslock.org.uk
Matthew Smith
24 Allnatt Avenue, Winnersh, Berks RG41 5AU
MatSmith1@compuserve.com



Stilt & Stalk Fly




Darwyn Sumner
122, Link Road, Anstey, Charnwood, Leicestershire
LE7 7BX.
0116 212 5075
Darwyn.sumner@ntlworld.com



Tipuloidea & Ptychopteridae - Crane fly

Alan E Stubbs
181 Broadway Peterborough PE1 4DS



co-organiser: John Kramer
31 Ash Tree Road, Oadby, Leicester, LE2 5TE
john.kramer@btinternet.com



Mycetophilidae and allies - Fungus gnats



Peter Chandler
606B Berryfield Lane, Melksham, Wilts SN12 6EL
01225-708339
chandgnats@aol.com



Oestridae

Andrew Grayson
56, Piercy End, Kirkbymoorside, York, YO62 6DF
andrewgrayson1962@live.co.uk



Empid & Dolichopodid



Adrian Plant
Curator of Diptera, Department of Biodiversity and
Systematic Biology, National Museum & Galleries
of Wales, Cathays Park, CARDIFF, CF10 3NP
Tel. 02920 573 259
Adrian.Plant@museumwales.ac.uk

Martin Drake, Orchid House, Burridge,
Axminster, Devon EX13 7DF.
martin_drake@bopenworld.com



Anthomyiidae

Michael Ackland
5 Pond End, Pymore, Bridport, Dorset, DT6 5SB
mackland@btinternet.com



Pipunculidae

David Gibbs
6, Stephen Street, Redfield, Bristol, BS5 9DY
david.usia@blueyonder.co.uk

