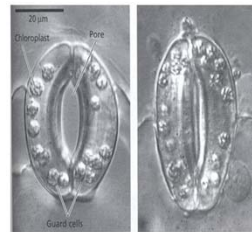


Stomatal Conductance, part 1

- Concepts
 - Stomatal anatomy and mechanics
- Environmental Biology
 - Response of stomata to environmental and physiological forcings
 - light
 - CO₂
 - photosynthesis
 - leaf nitrogen
 - plant functional relations



11/7/2014

ESPM 129 Biometeorology

The stomata are the biological pores through which trace gases pass between vegetation and the atmosphere. If we are to understand biometeorology we must have a deep understanding and appreciation for stomata

Stomata



*I stand upon a hill so green
And spy upon a leaf
Its occupied with chlorophyll, beyond the mind's belief
Microcasms everywhere
Stomatal holes of hell
Expiring vapor
For the carbon they inhale*

ESPM 129 Biometeorology

Gotta mix some arts with the sciences. Here is a poem I wrote for a scaling article, after getting dissatisfied with so many articles sounding so similar.

<http://images.fineartamerica.com/images-medium-large-5/2-stomata-on-epidermis-of-rose-leaf-power-and-syred.jpg>

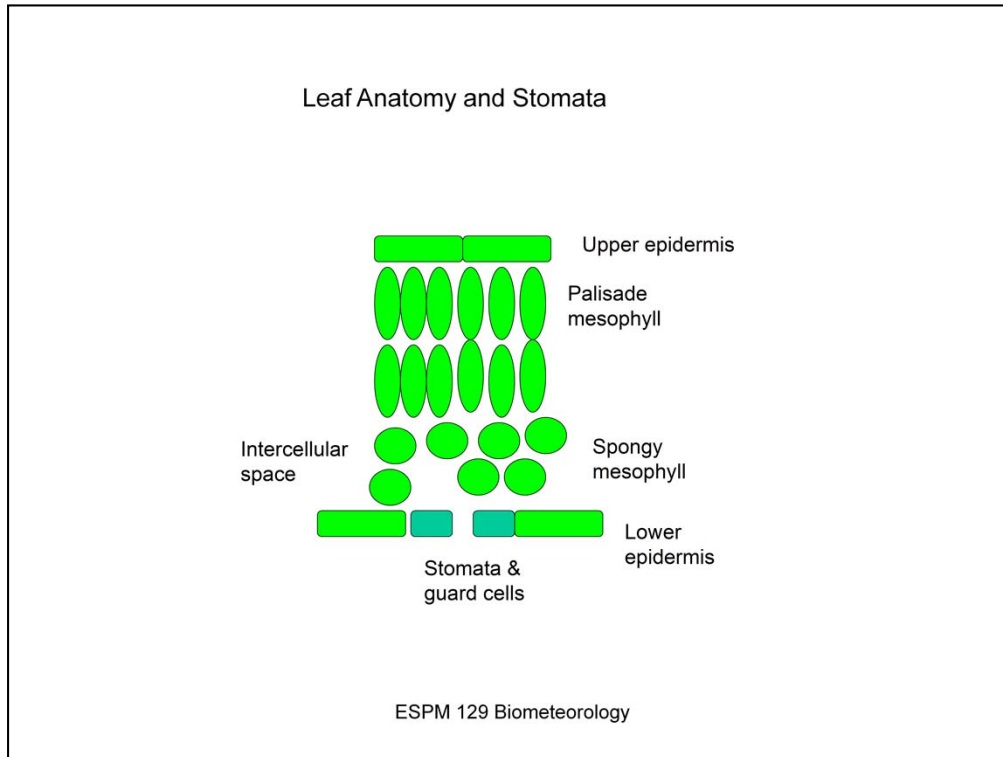
On campus we want our students to gain capacities in being: 1) literate (to communicate, think critically, express your ideas clearly and accept feedback), 2) numerate (to compute, grapple with data and turn it into information and knowledge), 3) creative (to build, design, fabricate; it can be music, writings, apps, models) and 4) investigative (use the scientific method to discover new things and information). Hopefully, through this class you are getting a chance to balance these pillars of your education.

Stomatal Features and Terminology

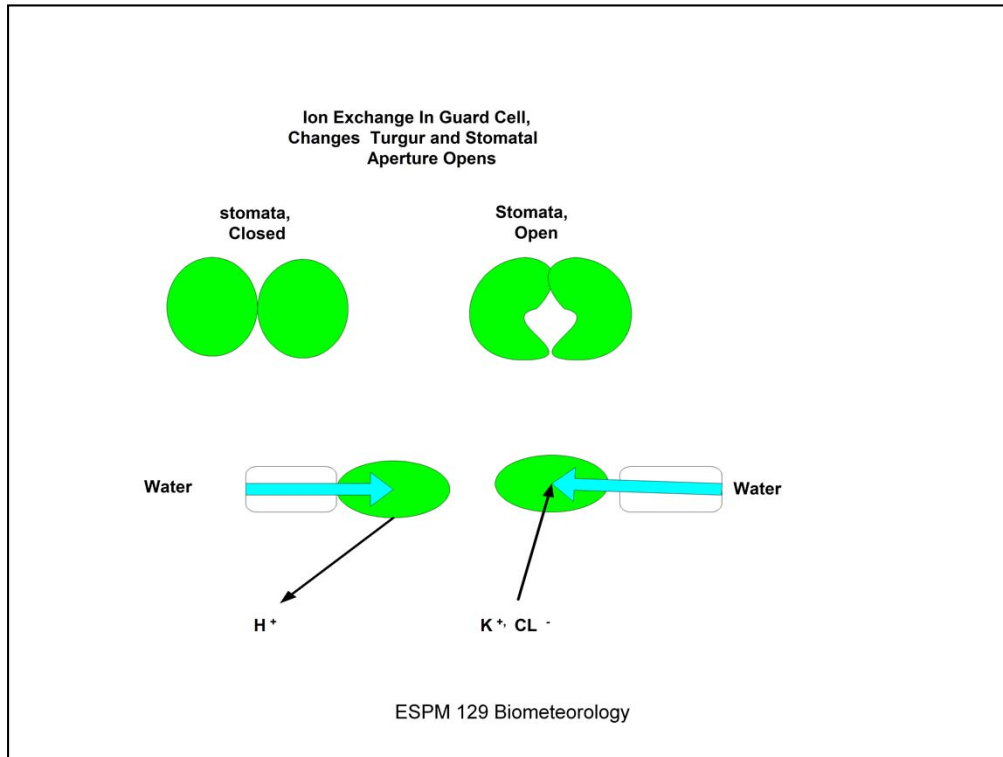
- Amphistomatous
 - Stomata on both sides of leaves
- Hypostomatous
 - Stomata on the under side of leaves
- Fractional area of Leaf
 - 0.5 to 5%
- C₃ plants
 - Elliptically shaped stomata
- C₄ plants
 - Dumbbell shaped stomata

ESPM 129 Biometeorology

Key features and attributes of stomata. They differ on different plants



Cross section of a leaf. Of note is the epidermis and cuticle, the spongy and palisade mesophyll, intercellular space and the guard cells that define the stomata



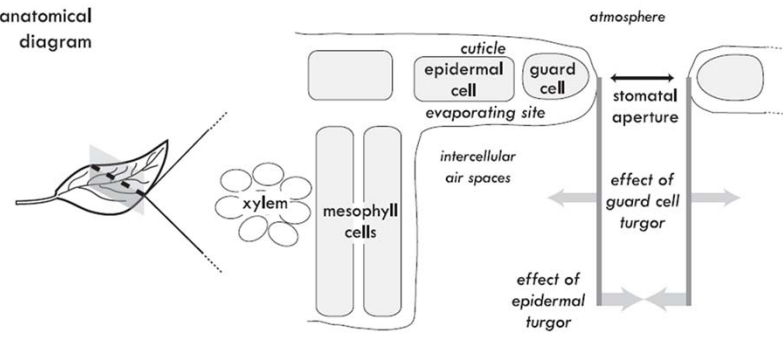
Guard cells and subsidiary cells. Movement of cations and anions in and out of the guard cell change its osmotic water potential. Differences in water potential drive movement of water in and out of the guard cell. Movement in, increase turgor. This causes the cell to bulge and because of microfibriles, it bends and forms a pore. Movement of water out of the guard cell causes it to be flaccid and close.

Stomata, Feedback and Feed Forward Loops

- A decrease of CO_2 in the intercellular air space, via P_s , and guard cells enables K^+ to move into the guard cell and open the stomates.
 - This allows CO_2 to diffuse into the leaf for photosynthesis.
 - In converse, stomata close when exposed to elevated CO_2 levels
- If too much transpiration occurs (eg due to low humidity or a high radiation load) a direct feed-forward effect occurs by altering the turgor of the guard cells, causing stomatal to close.
- When soils dry, roots produce ABA is noted in the transpiration stream.
 - This forces a closing of stomata, to conserve water.

ESPM 129 Biometeorology

(a) anatomical diagram

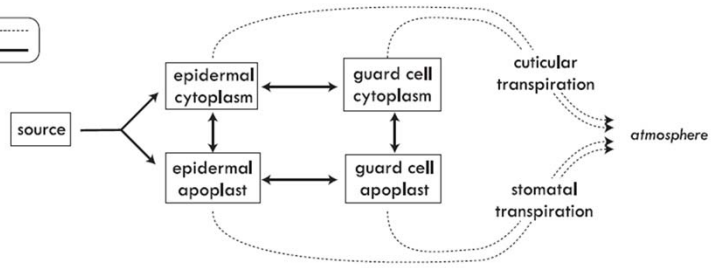


Buckley, 2005, New Phytologist

ESPM 129 Biometeorology

(b) generic diagram of water flows

vapour phase
liquid phase ———

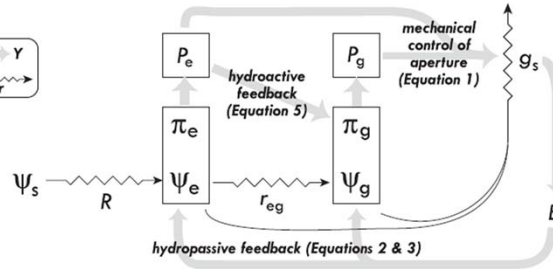
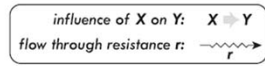


Buckley, 2005

ESPM 129 Biometeorology

Hydro-Active-Negative Feedback Hypothesis

(c) flows and influences underlying Equation 6



P_e : turgor Pressure Epidermis
 P_g : turgor Pressure Guard Cell
 π : osmotic pressure
 Ψ : water potential

Buckley, 2005, New Phytologist

ESPM 129 Biometeorology

Proposed mechanisms, after Buckley, 2005

- Hydro-Passive feedback
 - Cannot explain most hydraulically related stomatal responses
 - eg short-term wrong way response when humidity decreases
- Feed Forward Mechanism
 - Explains why transpiration declines as humidity gradients between leaf and the air increase
 - The FeedForward effect is 'Apparent'
 - It results from ABA production
 - Can be explained in terms of hysteresis in HydroActive Feedback
- Hydro-Active feedback
 - A metabolically mediated response of guard cells to local water status
 - Stomata respond similarly to all changes in hydraulic continuum by a mechanism involving active guard cell osmoregulation
 - humidity, xylem resistance, soil water potential, transpiration

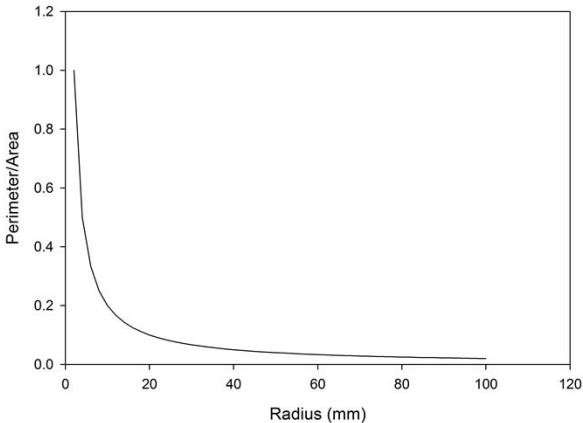
ESPM 129 Biometeorology

Pore Paradox

- if you have a wet surface and dry a quarter of it, you would expect the evaporation rate to reduce by a fourth.
 - Following this logic one would expect the evaporation rate to decrease by 99% if only 1% of the surface was wet (or had evaporating pores, like stomata).
- This linear effect is not observed in nature.
 - When the holes are arranged in the manner and spacing of a leaf we only observe a 50% reduction in evaporation, as compared to a wet surface!!
 - Why??

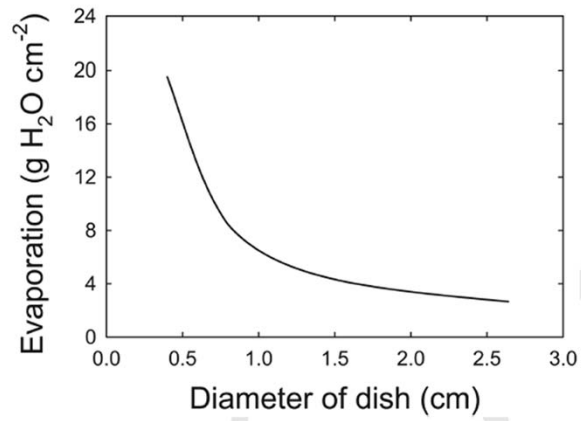
ESPM 129 Biometeorology

In the case of diffusion from a bounded pore its flux density scales with the diameter of the diffusion front, not its cross-sectional area.



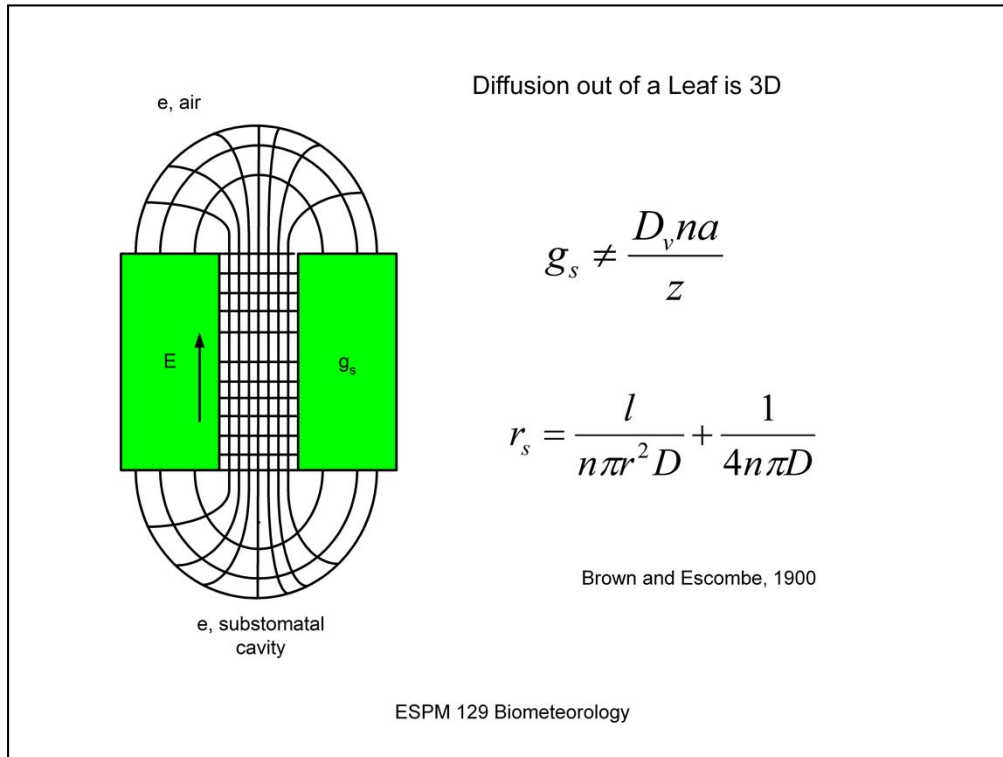
ESPM 129 Biometeorology

Evaporation per Unit Area increases
As the size of the wet surface diminishes:
Diffusion scales better with diameter of pore rather than area



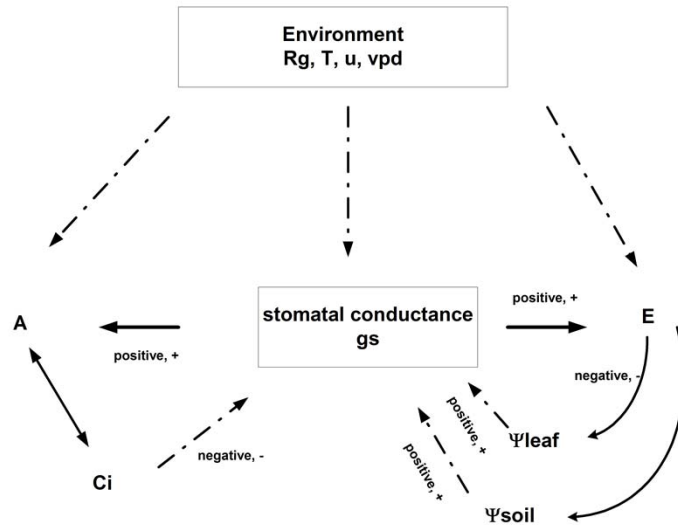
ESPM 129 Biometeorology

Data from Sayre 1926, figure from Monson and Baldocchi (2014)



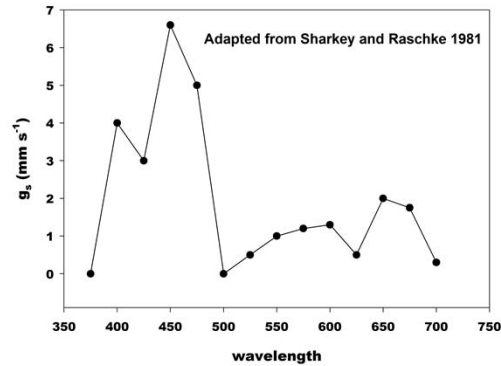
Brown and Escombe argued that diffusion out of a pore is 3 dimensional which augments the transfer

Feedbacks with Environmental Biology



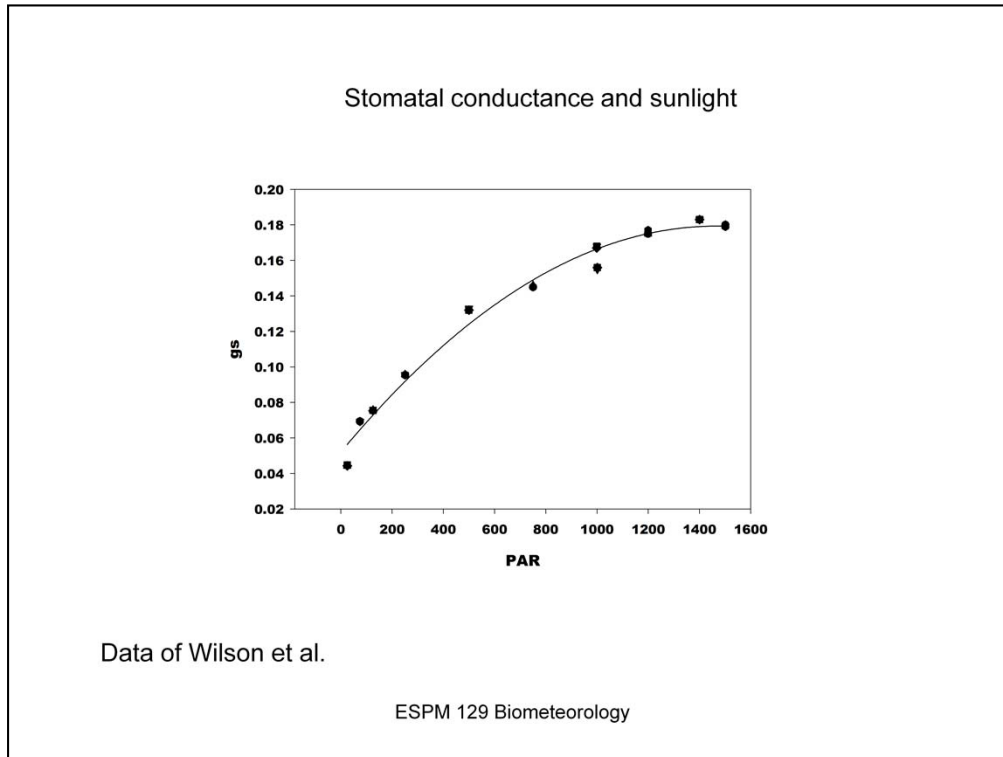
ESPM 129 Biometeorology

Action Spectra, Role of Light Color on Stomata Function



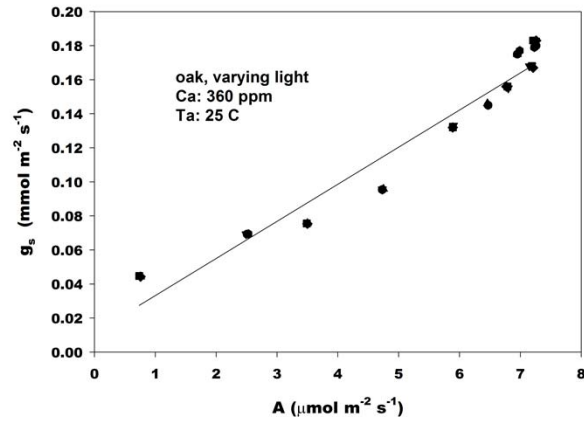
ESPM 129 Biometeorology

How do stomata respond to environmental drivers? There is a broad band response of stomata to PAR, photosynthetically active radiation. But action spectra shows a preferred response to blue light. Early makes of the LICOR 6400 photosynthesis instrument used LED and was not capable of illuminating the blue light well enough. Recent advances in LEDs, which led to the 2014 Nobel prize in Physics, produced a blue led that was later incorporated into the measurement system and an improvement was made in measuring stomatal conductance with that instrument.



Light response curve we measured for a white oak in Tennessee between stomatal conductance and PAR. It has a saturating response curve like photosynthesis, given steady temperature and CO₂.

Stomatal Conductance and Photosynthesis, part 1
CO₂ constant, Light Varying

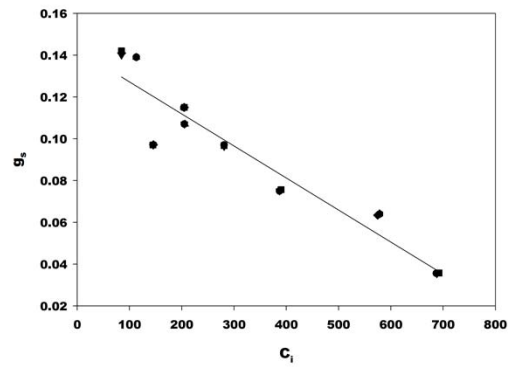


Data of Wilson et al.

ESPM 129 Biometeorology

Environmental response functions show strong correlations among stomatal conductance and photosynthesis. This later led to a leading model by Ball and Berry. In this case CO₂ is constant and light varies.

Stomatal Conductance and Internal CO₂

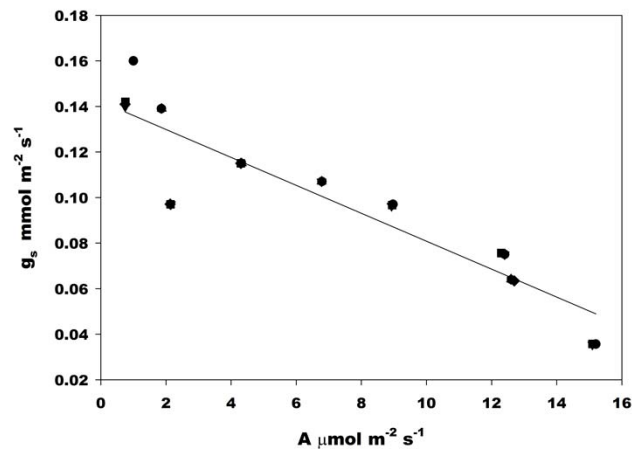


Data of Wilson et al.

ESPM 129 Biometeorology

On the other hand there is an inverse relation between stomatal conductance and the CO₂ concentration in the intercellular regions of a leaf. If CO₂ is high, the stomata don't need to open so widely and lose more water.

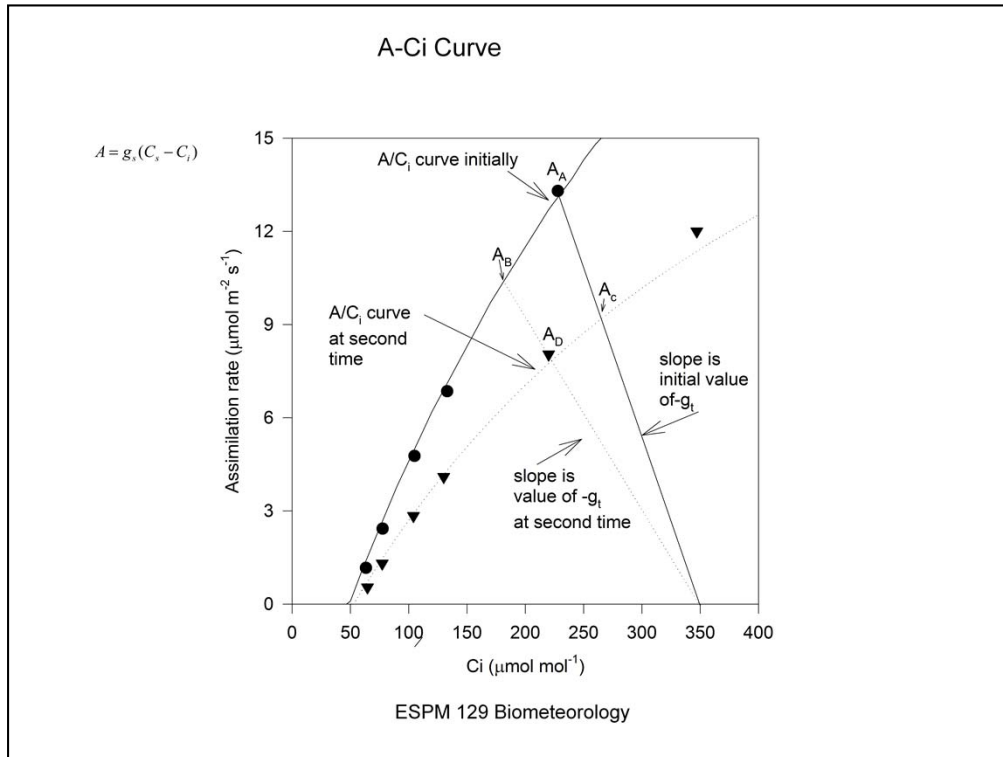
Stomatal Conductance and Photosynthesis, part 2



Why the difference?
Light constant and CO_2 is varying

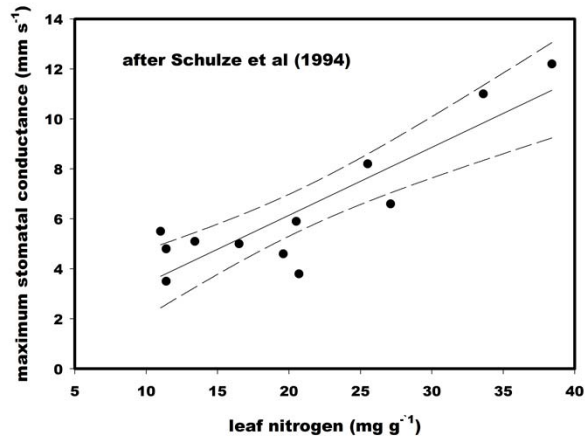
ESPM 129 Biometeorology

In this instance, if we keep light constant and increase CO_2 we will see an increase in photosynthesis, A , but a decrease in stomata conductance. Is something broken?



The A-Ci curve lets us explore how and why stomatal conductance decreases with CO₂ and photosynthesis increases. g_s is related to the ratio between $A/(C_a - C_i)$. If this difference is zero, g_s goes to infinity. But in practice C_i is about 0.7 C_a for C₃ plants so the slope decreases as C_i differs from C_a more and more. We also see a change in slope if photosynthetic capacity decreases. Hence stomatal conductance is less for leaves with lower photosynthetic capacity.

Stomatal Conductance and Leaf Nitrogen



ESPM 129 Biometeorology

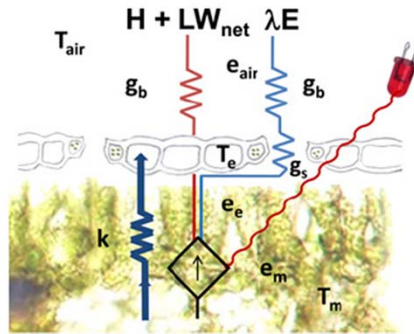
Photosynthetic capacity scales with leaf nitrogen, so we see an increase in stomatal conductance with more leaf nitrogen

vegetation type	nitrogen content	specific leaf area	max stomatal conductance
	mg/g	m ² /kg	mm/s
broadleaved crops	38.4	23.6	12.2
cereals	33.6	25.3	11
deciduous conifers	20.7	11.3	3.8
evergreen conifers	11	4.1	5.5
monsoonal forest	11.4	4.3	3.5
sclerophyllous shrubland	11.4	6.9	4.8
temperate deciduous forest	19.6	11.5	4.6
temperate deciduous fruit trees	23.8	10.1	
temperature broadleaved evergreen	13.4	5.7	5.1
temperate grassland	25.5	16.9	8.2
tropical deciduous forest	27.1	14.1	6.6
tropical plantation	13.6	6.8	
tropical grassland	10.7		
tropical rainforest	16.5	9.9	5
tundra	20.5		5.9

ESPM 129 Biometeorology

Control of Transpiration/Stomata by Radiation

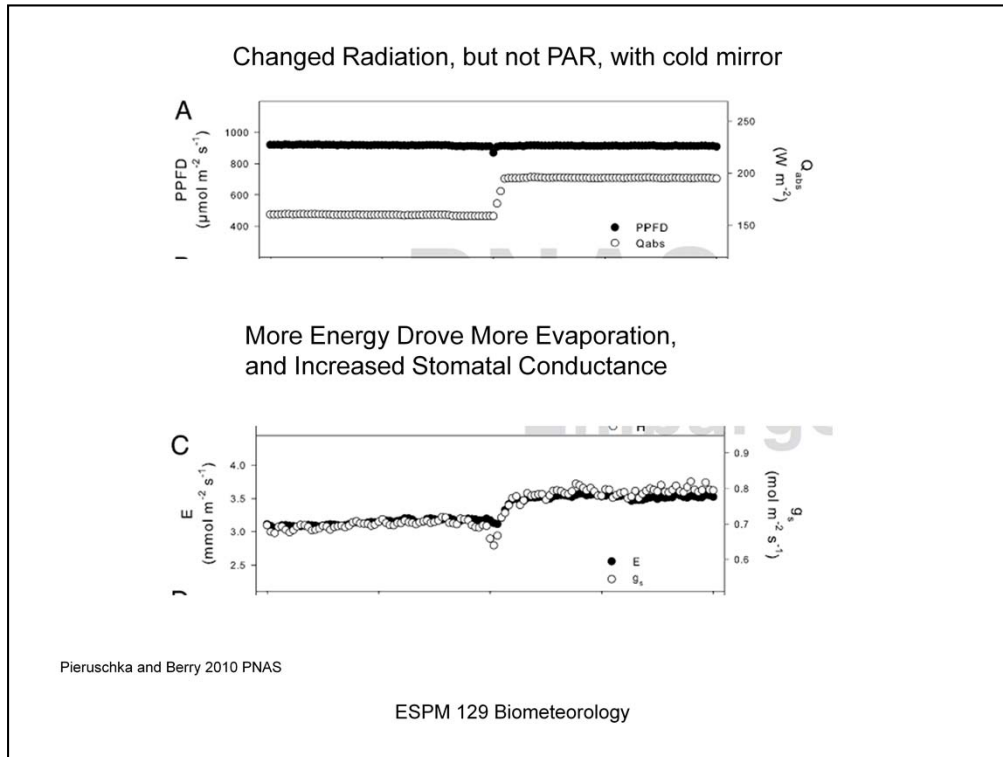
the steady-state water potential of the epidermis in the intact leaf is controlled by the difference between the radiation-controlled rate of water vapor production in the leaf interior and the rate of transpiration. Any difference between these two potentially large fluxes is made up by evaporation from (or condensation on) the epidermis, causing its water potential to pivot around this balance point.



Pieruschka and Berry 2010 PNAS

ESPM 129 Biometeorology

Towards a New Synthesis.. What drives stomata? Is it environmental variables like light, temperature, humidity differences or the Flux of water?



Pieruschka and Berry performed some clever work by changing the IR flux with a cold mirror and not sunlight. This change in energy changed leaf evaporation and stomatal conductance. This elegant experiment confirms some earlier contentions by Monteith and others that stomatal conductance better scaled with Transpiration than environmental variables

Summary

- Stomata are active pores on leaves that regulate the transfer of carbon dioxide and water vapor between plants and the atmosphere
- Though covering a small fraction of the surface of a leaf, their distribution allows three-dimensional transfer to enhance the area-weighted one-dimensional flux, hence the pore paradox.
- Water vapor, CO₂ and air bump into each other as they pass through the small diameter of the stomatal pore. Hence, ternary diffusion needs to be considered when computing leaf level trace gas fluxes (especially leaf photosynthesis) and properties (C_i) properly.
- a metabolically mediated feedback response of stomatal guard cells to the water status in their immediate vicinity ('hydro-active local feedback') remains the best explanation for many well-known features of hydraulically related stomatal behaviour
- A- C_i curve helps diagnose how stomata respond to environmental drivers like light, CO₂ and leaf nitrogen

ESPM 129 Biometeorology